
DESIGNATED TUITION REPORT

January 2012



Prepared by
The University of Texas System
Office of the Controller

Report to the Legislature
Pursuant to Rider No. 50, Report Concerning Designated Tuition
HB 1, 82nd Legislature, Regular Session, Page III-245

TABLE OF CONTENTS

RIDER, SPECIAL PROVISIONS RELATING TO STATE AGENCIES OF HIGHER EDUCATION	1
SUMMARY OF DESIGNATED TUITION AT U. T. SYSTEM	2
COLLECTION AND USE OF DESIGNATED TUITION.....	3
USE OF INCREASES IN DESIGNATED TUITION BY U. T. ACADEMIC INSTITUTIONS	5
TOTAL ACADEMIC COST FOR RESIDENT UNDERGRADUATES ENROLLED FOR 15 SEMESTER CREDIT HOURS.....	7
DESIGNATED TUITION COLLECTED AND USED BY INSTITUTION (SECTION A REPORT)	8
AVERAGE ACADEMIC COST FOR RESIDENT UNDERGRADUATES BY INSTITUTION (SECTION B REPORT)	26
APPENDIX - GLOSSARY OF TERMS	42

For questions concerning this report, contact:
U. T. System Office of the Controller
512.499.4527

The text of Section 50 found in Article III, Page 245, House Bill 1, 82nd Legislature, Regular Session, is as follows:

Sec. 50. Report Concerning Designated Tuition.

(a) Not later than January 1, 2012, the governing board of each public institution of higher education that charges students designated tuition under § 54.0513, *Education Code*, shall use the appropriations in the Act to report to the legislature, for the 2010-2011 and 2011-2012 academic years:

- (1) the amount the institution has collected in designated tuition;
- (2) the purposes for which the institution spent the money derived from designated tuition and the amount of that money spent for each of those purposes; and
- (3) the amount set aside from designated tuition for resident undergraduate and graduate student assistance under §§ 56.011 and 56.012, *Education Code* and how these amounts are allocated under the following categories.
 - (a) grants
 - (b) scholarships,
 - (c) work-study programs,
 - (d) students loans,
 - (e) and student loan repayment assistance.

(b) In addition to the information reported under Subsection (a), not later than January 1, 2012, the governing board of each institution of higher education shall report to the legislature the total academic cost for resident undergraduates enrolled for 15 semester credit hours. The information reported shall be derived from actual fee bills for the 2010 fall semester and the 2009 spring and fall semesters and must reflect the actual charges, before any adjustments or discounts are applied for waivers, exemptions, or other discounts, in the following categories:

- (1) statutory tuition;
- (2) designated tuition;
- (3) mandatory fees; and
- (4) average college and course fees, which must include all academic related fees and charges not reported under (1), (2), or (3), such as fees for laboratories, field trips, multimedia, equipment replacement, and instructional technology, but should not include charges for voluntary services ("optional fees").

(c) Reports required by this section shall be delivered to the Lieutenant Governor, the Speaker of the House, the chair of the Senate Finance Committee, the chair of the House Appropriations Committee, and the members of the Legislative Oversight Committee on Higher Education.

BACKGROUND

Section 54.0513 of the *Texas Education Code*, as amended by the 78th Legislature in 2003, authorizes the governing board of an institution of higher education, under terms the governing board considers appropriate, to charge any student “an amount designated as tuition that the governing board considers necessary for the effective operation of the institution.” Changes to this tuition, known as designated tuition, have been authorized by the U. T. System Board of Regents only after careful consultation with students, faculty, and other constituencies.

Prior to the changes authorized by the 78th Legislature, governing boards were given authority to set the designated tuition rate at an amount not to exceed the statutory tuition rate. Constrained by relatively flat state funding and facing significant enrollment growth, most U. T. academic institutions were at or near the limit of \$46 per semester credit hour (SCH) in FY 2003. With the changes by the 78th Legislature, institutions were allowed to exceed the statutory tuition rate.

To help ensure affordability for all Texans, the 78th Legislature mandated financial aid set-asides through Sections 56.011 and 56.012 of the *Texas Education Code*. For designated tuition in excess of \$46 per SCH, these provisions require a minimum of twenty percent of resident undergraduate designated tuition and fifteen percent of resident graduate designated tuition be dedicated to providing financial assistance for students. One-fourth of the undergraduate set-aside has been earmarked by the Legislature for the B-On-Time Student Loan Program, a zero-interest educational loan with provisions for forgiveness of the debt if the student graduates on time with at least a B average, and is not directly available for use on the U. T. campuses.

THE TUITION-SETTING CONSULTATION PROCESS

The U. T. System's institutions continue unprecedented efforts to involve students, faculty, and many other constituencies in the development of recommendations for new tuition rates. Tuition-setting plans were developed locally in creative, responsive ways that serve the strategic needs of the state as well as the academic and financial needs of institutions. This process provides for the full involvement and participation of students affected most by these decisions.

Each campus in the UT System developed a plan which included consulting with students and other constituencies before making a recommendation for new tuition rates. Consultation plans vary from campus to campus, but all plans include the appointment of a tuition advisory committee, public/community open forums, various kinds of surveys, and other general input. Constituencies whose counsel is sought include student organizations, individual students, academic deans, alumni associations, faculty governance groups, staff council representatives, and others. Issues considered include operating and capital budget forecasts, enrollment forecasts, faculty strength, repair and renovation needs, and financial aid needs.

In keeping with the spirit of House Concurrent Resolution 288 passed by the 81st Legislature, the U. T. System had a policy to limit tuition and fee increases to a maximum of 3.95%, or \$140 per semester excluding student approved fees, whichever is greater, for each of Academic Years 2010-2011 and 2011-2012. Only in the event of “truly exceptional circumstance” was the U. T. System Board of Regents willing to consider deviations from this policy.

COLLECTION AND USE OF DESIGNATED TUITION

Article III, Section 50(a) of House Bill 1, 82nd Legislature, Regular Session, requires a report on the amount of designated tuition collected by an institution, the amounts and purposes for which those collections were expended, and the amount set-aside from designated tuition for resident undergraduate and graduate student assistance under Sections 56.011 and 56.012, *Texas Education Code*. U. T. academic institutions have collected \$778.1 million of designated tuition for FY 2011 and expect to collect \$827.1 million for FY 2012. U. T. health-related institutions have collected \$48.2 million for FY 2011 and anticipate collecting \$55.4 million for FY 2012. The uses of designated tuition by the U. T. System have been categorized into six principal areas: (1) Instruction and Academic Support, (2) Operation and Maintenance of Plant, (3) Grants, Scholarships and Financial Aid, (4) Debt Service and Capital Outlay, (5) Institutional Support, and (6) Other Expenses. Summaries for U. T. general academic and health-related institutions along with detailed information for each U. T. institution can be found beginning on page 8.

Instruction and Academic Support includes expenditures for salaries, wages, and all other costs related to those engaged in the teaching function (i.e. faculty) including the operating cost of instructional departments. Costs related to those engaged in academic department leadership (e.g. academic deans' offices) and academic computing support along with library materials, related salaries, and operating costs are also included. For FY 2011 and FY 2012, these expenditures represent about 43% and 45%, respectively, of the total use of designated tuition by U. T. academic institutions. For U. T. health-related institutions, these expenditures are approximately 51% and 53% for FY 2010 and FY 2012, respectively.

Operation and Maintenance of Plant includes expenditures for the operation and maintenance of the physical plant including all expenditures for operations established to provide services and maintenance related to grounds and facilities. This incorporates such items as plant support services, custodial services, building and grounds maintenance, utilities, fire protection, property insurance, safety and security, and similar items. For FY 2011 and FY 2012, these expenditures represent 10-11% of the total use of designated tuition by U. T. academic institutions. For U. T. health-related institutions, these expenditures are approximately 18% and 11% for FY 2011 and FY 2012, respectively.

Grants, Scholarships, and Financial Aid represent expenditures in the form of grants to students resulting from selection by the institution or from an entitlement program. Expenditures of tuition set-asides for resident undergraduates and graduates required by Sections 56.011 and 56.012, *Texas Education Code*, are a component of this category. For U. T. academic institutions, these expenditures represent almost 20% of FY 2011 and FY 2012 designated tuition expenditures, respectively. For U. T. health-related institutions, these expenditures are approximately 13% and 15% for FY 2011 and FY 2012, respectively.

Debt Service and Capital Outlay encompass both the principal and interest portion of debt service transfers under the U. T. System Revenue Financing System. Also included are funds used for major repair, rehabilitation, and renovation of existing buildings and facilities, as well as funds to supplement major capital projects. For U. T. academic institutions, these expenditures represent around 10% and 8% of FY 2011 and FY 2012 designated tuition expenditures, respectively. For U. T. health-related institutions, these expenditures are approximately 5% and 6% of FY 2011 and FY 2012 totals, respectively.

Institutional Support includes central executive-level activities concerned with management and long-range planning for the entire institution. Expenditures within this category represent about 10-12% of total FY 2011 and FY 2012 designated tuition expenditures for U. T. academic and health institutions.

Other Expenses include those for administrative activities providing benefit to students such as admissions and registrar functions (i.e. student services), salaries and wages and other costs associated with non-instructional activities of faculty or beneficial to individuals and groups external to the institution (i.e. community or public service), and non-operating expenses not included in another category. Expenditures within this category represent about 13% of total FY 2011 and FY 2012 designated tuition expenditures for U. T. academic institutions, and about 13-16% of total designated tuition expenditures for U. T. health-related institutions.

Table 1

U. T. System General Academic Institutions

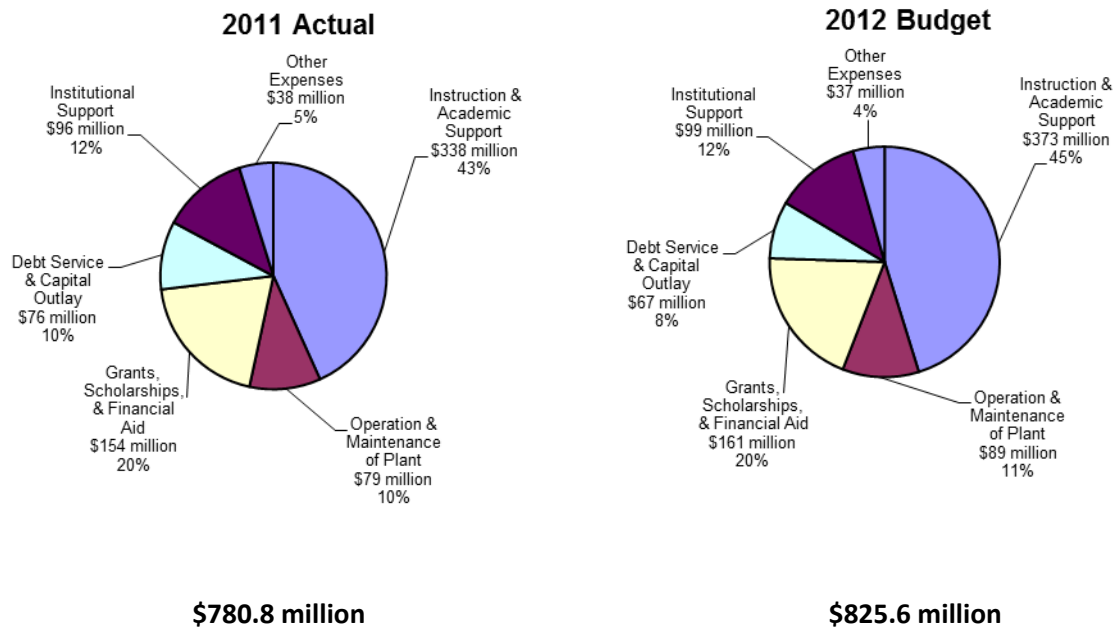
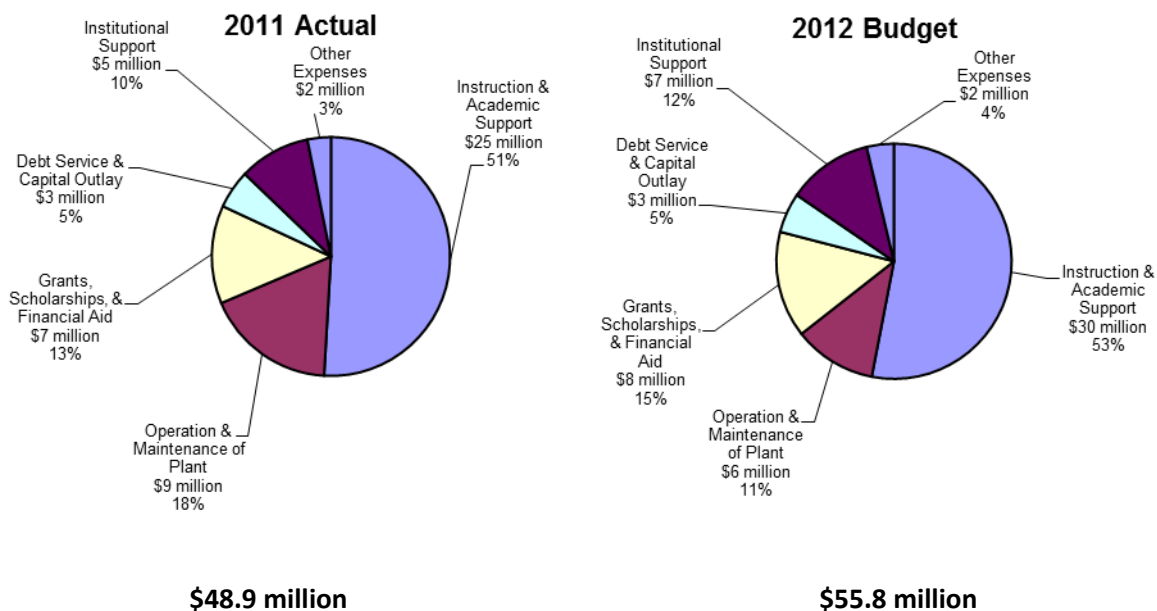


Table 2

U. T. System Health-Related Institutions

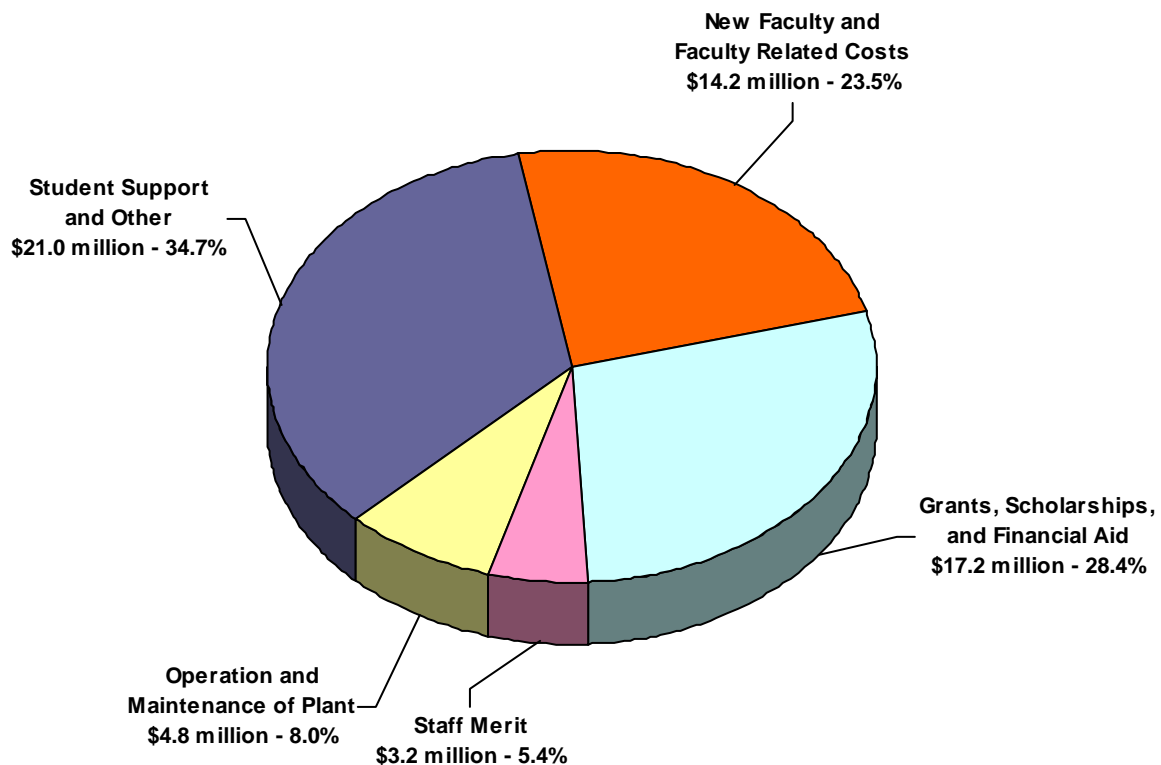


USE OF INCREASES IN DESIGNATED TUITION BY U. T. ACADEMIC INSTITUTIONS

The expenditures of designated tuition as reported herein include both tuition dollars above and below the \$46 per SCH threshold. Generally speaking, designated tuition that has been historically collected (i.e. below \$46 per SCH) has been used for a broad spectrum of purposes as is represented in the amounts and percentages reported. Tuition above the \$46 per SCH level (flexible tuition) has been targeted by institutions for purposes that are more specific. During the FY 2011 budget cycle, the U. T. academic institutions forecasted collecting an additional \$60.4 million as a result of growth in flexible tuition. As detailed in Table 3 below, 23.6% of new funding was targeted toward faculty related costs (benefits, merit increases, etc.) and new faculty. Around 28.4% of the additional funding was directed toward grants, scholarships, and financial aid. The remaining 69.0% was scattered between merit increases for staff, operation and maintenance of plant, and other items such as library and computer lab improvements. Designated tuition increases are not tracked separately from other designated tuition in the accounting records so it is not possible to report actual use of increases separate from the total uses.

Table 3

FY 2011 Budgeted Use of Flexible Revenue Increase

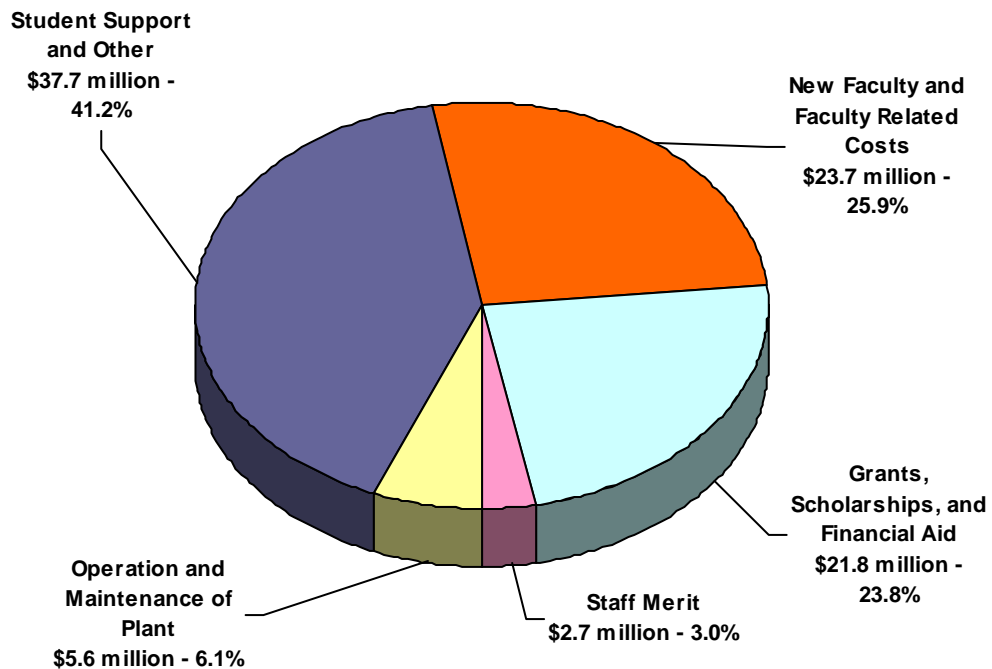


\$60.4 Million Increase

For FY 2012, \$91.6 million of increases in flexible tuition were projected by U. T. academic institutions during the budget process. New faculty and faculty related costs will utilize 25.9% of the additional funding. Grants, scholarships, and financial aid were forecasted to receive 23.8% of the new revenue. The balance of new funds was directed to Operation and Maintenance of Plant, staff salary increases across the institution, and other miscellaneous uses including capital outlay and debt service, unfunded fringe costs and offsetting state appropriation reductions.

Table 4

FY 2012 Budgeted Use of Flexible Revenue Increase



\$91.5 Million Increase

TOTAL ACADEMIC COST FOR RESIDENT UNDERGRADUATES ENROLLED FOR 15 SEMESTER CREDIT HOURS

Article III, Section 50(b) of House Bill 1, 82nd Legislature, Regular Session, requires a report on the total academic cost for resident undergraduate students enrolled for exactly 15 semester credit hours. The information is to be derived from actual fee bills for those students. The Legislature has required that information be provided for the 2010 fall semester and the 2009 spring and fall semesters.

Table 5

**Average Total Academic Cost for Resident Undergraduates
Enrolled for 15 Semester Credit Hours
Spring 2009 Through Fall 2010**

	Spring 2009	Fall 2009	Fall 2010
U. T. Academic Institutions			
U. T. Arlington	\$ 4,071	\$ 4,272	\$ 4,616
U. T. Austin	4,249	4,468	4,708
U. T. Dallas	4,649	4,915	5,211
U. T. El Paso	2,993	3,144	3,280
U. T. Pan American	2,597	2,764	2,911
U. T. Brownsville	2,729	2,807	2,961
U. T. Permian Basin	2,725	2,875	3,086
U. T. San Antonio	3,816	4,023	4,204
U. T. Tyler	2,963	3,213	3,403
U. T. Health-Related Institutions			
U. T. Southwestern	2,442	2,566	2,936
U. T. MB Galveston	2,690	3,041	3,279
U. T. HSC Houston	2,371	2,513	2,601
U. T. HSC San Antonio	4,173	4,518	4,668
U. T. MD Anderson	1,477	1,483	1,541
U. T. HSC Tyler	-	-	-

SOURCE: Based on actual fee bills of students enrolled for fifteen hours.

The data in Table 5 describe the total average academic costs for students enrolled for fifteen hours. The data represents an average taken from actual fee bills issued to students. Not every student enrolled for fifteen hours may have paid exactly this amount. A chemistry major, for example, who was registered for fifteen hours might have paid more in laboratory fees (course fees) than an English major enrolled for fifteen hours. The sampling procedure averages together these variations. For institutions utilizing flat-rate tuition (i.e. U. T. Austin), total academic cost is equivalent to the flat-rate tuition. The detailed reports included beginning on page 26 include all the required elements of total academic cost: statutory tuition, designated tuition, mandatory fees, and average college and course fees.

Total academic cost offers more complete information than individual components of tuition or fees since it reflects what students and their families are actually charged to attend an institution. Since institutions have different philosophies on the tuition and fee setting process, total academic cost also provides more data that are comparable across institutions.

DESIGNATED TUITION COLLECTED AND USED

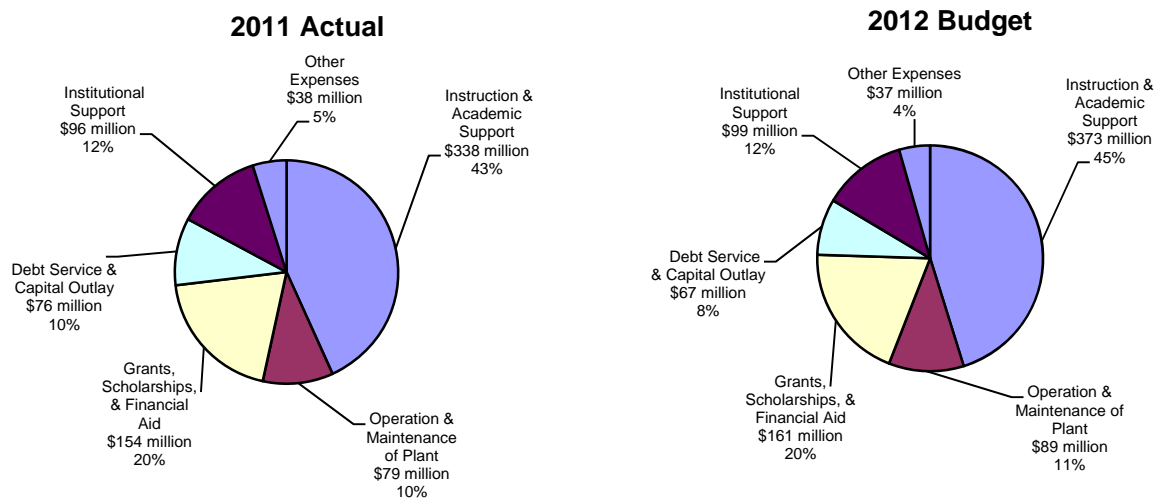
DESIGNATED TUITION REPORT

SECTION 50 (A)

Table 6

**The University of Texas System General Academic Institutions
Designated Tuition Collected and Used
For the Years Ended August 31, 2011 (Actual) and 2012 (Budget)**

	2011 Actual	2012 Budget
Designated Tuition Collected	\$ <u>778,051,209</u>	\$ <u>827,124,334</u>
Uses:		
Instruction & Academic Support	337,619,362	373,155,358
Operation & Maintenance of Plant	79,459,905	88,704,056
Grants, Scholarships, & Financial Aid	153,690,163	161,469,191
Debt Service & Capital Outlay	75,945,993	66,580,173
Institutional Support	95,883,415	99,195,942
Other Expenses	<u>38,172,422</u>	<u>36,536,933</u>
Total Uses	<u>780,771,261</u>	<u>825,641,653</u>
Excess (Deficiency) of Collections over Uses	<u>\$ (2,720,052)</u>	<u>\$ 1,482,681</u>
Tuition Set-asides for Resident Undergraduates and Graduates (<i>Texas Education Code</i> Sections 56.011 & 56.012):		
Grants	\$ 32,519,248	\$ 38,492,677
Scholarships	31,182,581	35,737,274
Work-study Programs	2,060,000	2,090,000
Student Loans	-	-
Student Loan Repayment Assistance	-	-
B-On-Time	<u>18,037,340</u>	<u>20,390,097</u>
Total	<u>\$ 83,799,169</u>	<u>\$ 96,710,048</u>

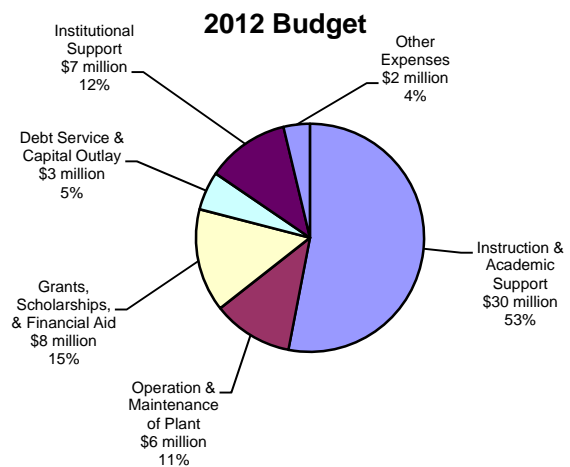
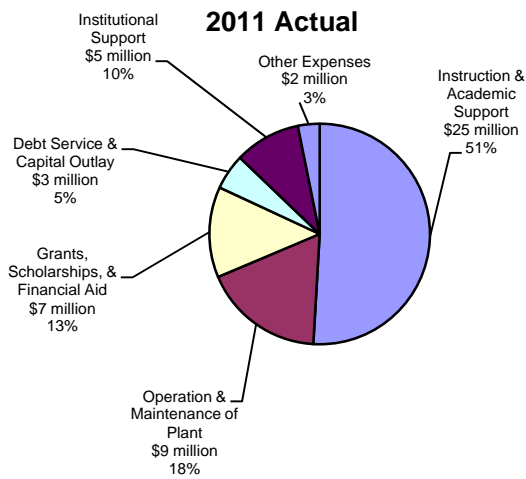


A Glossary of Terms is included as an Appendix.

Table 7

**The University of Texas System Health-Related Institutions
Designated Tuition Collected and Used
For the Years Ended August 31, 2011 (Actual) and 2012 (Budget)**

	2011 Actual	2012 Budget
Designated Tuition Collected	\$ <u>48,232,721</u>	\$ <u>55,412,739</u>
Uses:		
Instruction & Academic Support	24,906,197	29,610,719
Operation & Maintenance of Plant	8,661,953	6,353,425
Grants, Scholarships, & Financial Aid	6,503,213	8,165,387
Debt Service & Capital Outlay	2,553,434	3,067,171
Institutional Support	4,738,243	6,547,015
Other Expenses	1,549,748	2,090,793
Total Uses	<u>48,912,788</u>	<u>55,834,510</u>
Excess (Deficiency) of Collections over Uses	<u>\$ (680,067)</u>	<u>\$ (421,771)</u>
Tuition Set-asides for Resident Undergraduates and Graduates (<i>Texas Education Code</i> Sections 56.011 & 56.012):		
Grants	\$ -	\$ 88,536
Scholarships	3,573,917	4,448,748
Work-study Programs	-	-
Student Loans	-	-
Student Loan Repayment Assistance	155,029	158,620
B-On-Time	140,811	166,036
Total	<u>\$ 3,869,757</u>	<u>\$ 4,861,940</u>

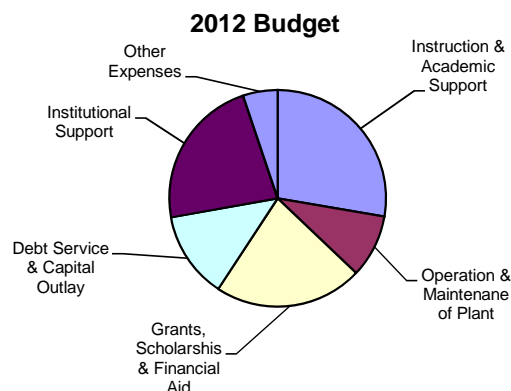
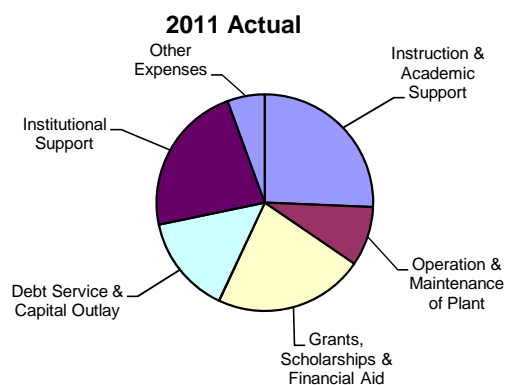


A Glossary of Terms is included as an Appendix.

Table 8

The University of Texas at Arlington
Designated Tuition Collected and Used
For the Years Ended August 31, 2011 (Actual) and 2012 (Budget)

	2011 Actual	2012 Budget
Designated Tuition Collected	\$ <u>140,669,168</u>	\$ <u>143,002,153</u>
Uses:		
Instruction & Academic Support	36,085,037	39,597,422
Operation & Maintenance of Plant	12,493,630	13,474,546
Grants, Scholarships & Financial Aid	31,572,677	31,624,119
Debt Service & Capital Outlay	20,785,846	18,528,495
Institutional Support	31,864,322	32,365,702
Other Expenses	<u>7,867,656</u>	<u>7,411,869</u>
Total Uses	<u>140,669,168</u>	<u>143,002,153</u>
Excess (Deficiency) of Collections over Uses	<u>\$ -</u>	<u>\$ -</u>
Tuition Set-asides for Resident Undergraduates and Graduates (<i>Texas Education Code</i> Sections 56.011 & 56.012):		
Grants	\$ -	\$ -
Scholarships	14,347,439	14,941,866
Work-study Programs	-	-
Student Loans	-	-
Student Loan Repayment Assistance	-	-
B-On-Time	<u>3,328,367</u>	<u>3,914,615</u>
Total	<u>\$ 17,675,806</u>	<u>\$ 18,856,481</u>

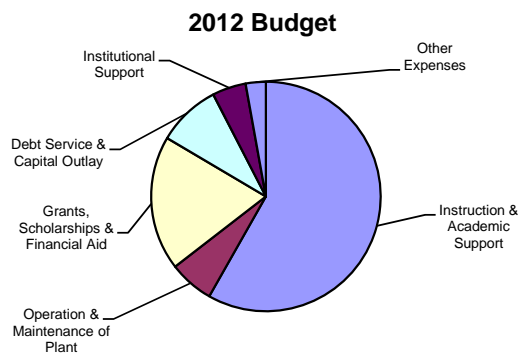
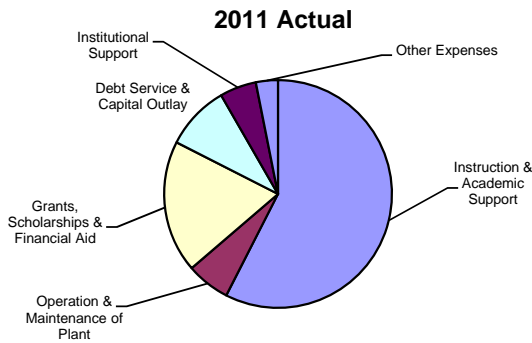


A Glossary of Terms is included as an Appendix.

The University of Texas at Austin

**Designated Tuition Collected and Used
For the Years Ended August 31, 2011 (Actual) and 2012 (Budget)**

	2011 Actual	2012 Budget
Designated Tuition Collected	\$ <u>302,533,548</u>	\$ <u>314,155,033</u>
Uses:		
Instruction & Academic Support	173,997,370	182,940,136
Operation & Maintenance of Plant	18,752,324	19,795,667
Grants, Scholarships & Financial Aid	56,820,382	59,583,480
Debt Service & Capital Outlay	27,798,570	28,029,000
Institutional Support	15,698,766	14,878,171
Other Expenses	9,466,135	8,928,579
Total Uses	<u>302,533,548</u>	<u>314,155,033</u>
Excess (Deficiency) of Collections over Uses	<u>\$ -</u>	<u>\$ -</u>
Tuition Set-asides for Resident Undergraduates and Graduates (<i>Texas Education Code</i> Sections 56.011 & 56.012):		
Grants	\$ 23,378,454	\$ 27,200,000
Scholarships	-	-
Work-study Programs	-	-
Student Loans	-	-
Student Loan Repayment Assistance	-	-
B-On-Time	6,674,872	6,950,000
Total	<u>\$ 30,053,326</u>	<u>\$ 34,150,000</u>



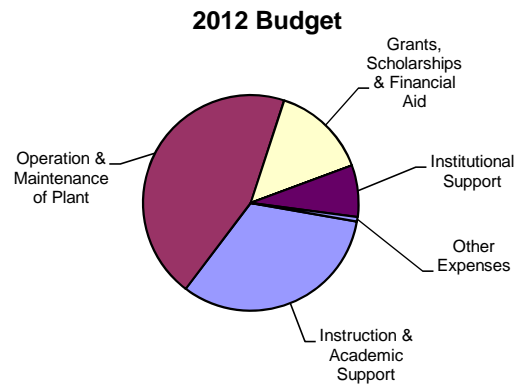
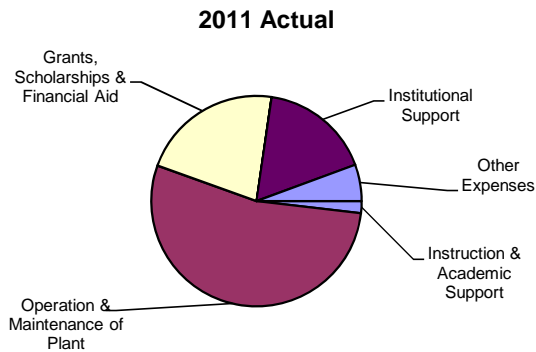
A Glossary of Terms is included as an Appendix.

The University of Texas at Brownsville

Designated Tuition Collected and Used

For the Years Ended August 31, 2011 (Actual) and 2012 (Budget)

	2011 Actual	2012 Budget
Designated Tuition Collected	\$ <u>8,944,727</u>	\$ <u>10,051,530</u>
Uses:		
Instruction & Academic Support	128,415	3,271,039
Operation & Maintenance of Plant	3,763,562	4,492,000
Grants, Scholarships & Financial Aid	1,530,789	1,440,985
Debt Service & Capital Outlay	-	-
Institutional Support	1,197,576	779,857
Other Expenses	394,604	67,649
Total Uses	<u>7,014,946</u>	<u>10,051,530</u>
Excess (Deficiency) of Collections over Uses	<u>\$ 1,929,781</u>	<u>\$ -</u>
Tuition Set-asides for Resident Undergraduates and Graduates (<i>Texas Education Code</i> Sections 56.011 & 56.012):		
Grants	\$ -	\$ -
Scholarships	653,762	850,491
Work-study Programs	-	-
Student Loans	-	-
Student Loan Repayment Assistance	-	-
B-On-Time	181,844	248,526
Total	<u>\$ 835,605</u>	<u>\$ 1,099,017</u>

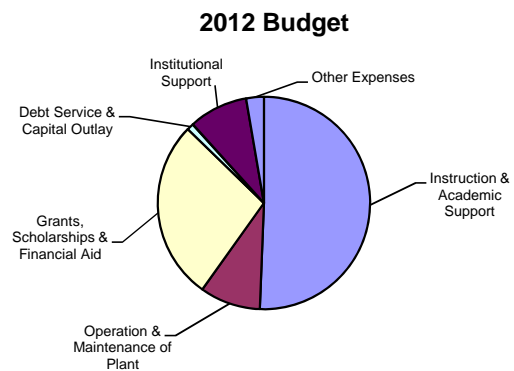
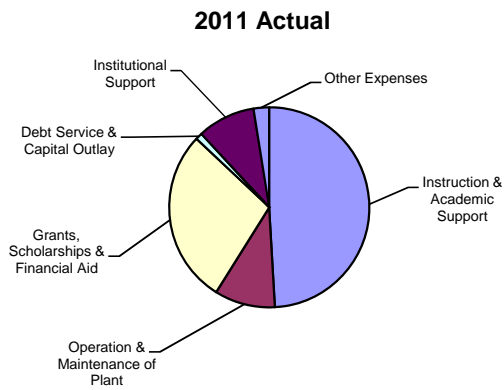


A Glossary of Terms is included as an Appendix.

The University of Texas at Dallas

**Designated Tuition Collected and Used
For the Years Ended August 31, 2011 (Actual) and 2012 (Budget)**

	2011 Actual	2012 Budget
Designated Tuition Collected	\$ <u>88,507,302</u>	\$ <u>111,580,000</u>
Uses:		
Instruction & Academic Support	46,272,025	56,606,223
Operation & Maintenance of Plant	9,243,510	10,329,806
Grants, Scholarships & Financial Aid	26,501,352	30,657,802
Debt Service & Capital Outlay	1,036,570	1,159,393
Institutional Support	8,782,963	10,054,909
Other Expenses	2,400,317	3,023,519
Total Uses	<u>94,236,737</u>	<u>111,831,652</u>
Excess (Deficiency) of Collections over Uses	<u>\$ (5,729,435)</u>	<u>\$ (251,652)</u>
Tuition Set-asides for Resident Undergraduates and Graduates (<i>Texas Education Code</i> Sections 56.011 & 56.012):		
Grants	\$ -	\$ -
Scholarships	7,746,658	10,150,000
Work-study Programs	-	-
Student Loans	-	-
Student Loan Repayment Assistance	-	-
B-On-Time	1,830,321	2,150,000
Total	<u>\$ 9,576,979</u>	<u>\$ 12,300,000</u>

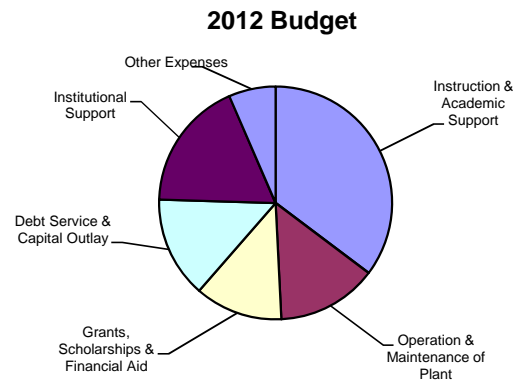
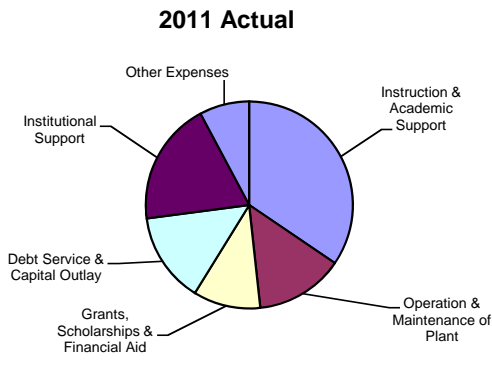


A Glossary of Terms is included as an Appendix.

Table 11

The University of Texas at El Paso
Designated Tuition Collected and Used
For the Years Ended August 31, 2011 (Actual) and 2012 (Budget)

	2011 Actual	2012 Budget
Designated Tuition Collected	\$ <u>60,990,668</u>	\$ <u>67,606,242</u>
Uses:		
Instruction & Academic Support	22,305,067	23,830,120
Operation & Maintenance of Plant	8,922,376	9,427,433
Grants, Scholarships & Financial Aid	6,793,948	8,246,341
Debt Service & Capital Outlay	9,115,179	9,513,084
Institutional Support	12,472,449	12,166,360
Other Expenses	<u>5,050,571</u>	<u>4,401,454</u>
Total Uses	<u>64,659,590</u>	<u>67,584,792</u>
Excess (Deficiency) of Collections over Uses	\$ <u><u>(3,668,923)</u></u>	\$ <u><u>21,450</u></u>
Tuition Set-asides for Resident Undergraduates and Graduates (<i>Texas Education Code</i> Sections 56.011 & 56.012):		
Grants	\$ 3,993,727	\$ 5,077,563
Scholarships	-	-
Work-study Programs	500,000	500,000
Student Loans	-	-
Student Loan Repayment Assistance	-	-
B-On-Time	<u>1,493,552</u>	<u>1,909,552</u>
Total	<u>\$ 5,987,279</u>	<u>\$ 7,487,115</u>

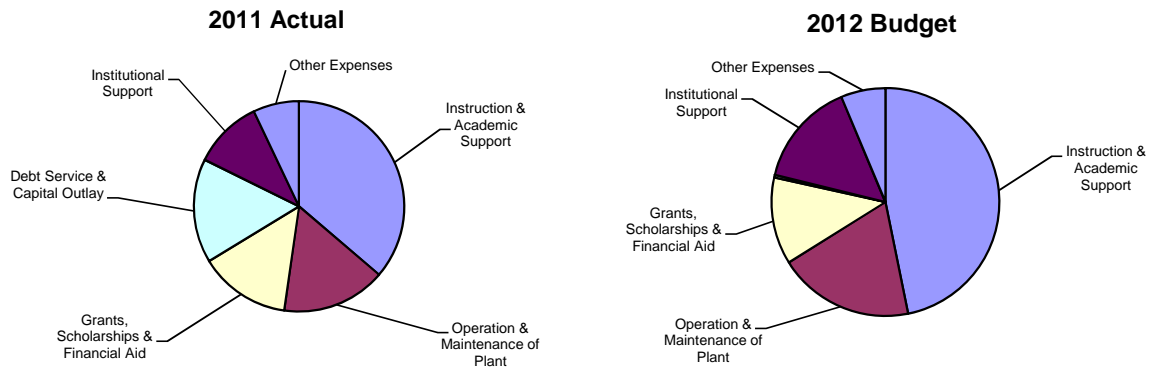


A Glossary of Terms is included as an Appendix.

Table 12

The University of Texas - Pan American
Designated Tuition Collected and Used
For the Years Ended August 31, 2011 (Actual) and 2012 (Budget)

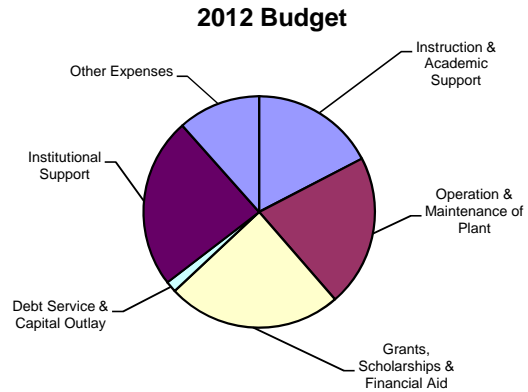
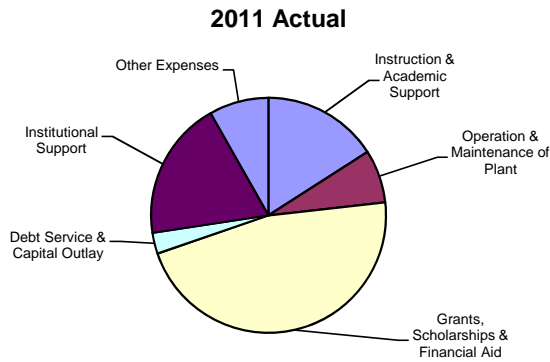
	2011 Actual	2012 Budget
Designated Tuition Collected	\$ <u>49,771,745</u>	\$ <u>53,305,792</u>
Uses:		
Instruction & Academic Support	18,030,988	24,746,433
Operation & Maintenance of Plant	7,975,639	10,190,539
Grants, Scholarships & Financial Aid	6,988,404	6,543,788
Debt Service & Capital Outlay	7,971,012	200,000
Institutional Support	5,293,983	7,843,685
Other Expenses	3,511,718	3,334,378
Total Uses	<u>49,771,745</u>	<u>52,858,823</u>
Excess (Deficiency) of Collections over Uses	<u>\$ -</u>	<u>\$ 446,969</u>
Tuition Set-asides for Resident Undergraduates and Graduates (<i>Texas Education Code</i> Sections 56.011 & 56.012):		
Grants	\$ 3,715,576	\$ 3,892,597
Scholarships	313,613	693,420
Work-study Programs	135,000	165,000
Student Loans	-	-
Student Loan Repayment Assistance	-	-
B-On-Time	1,257,696	1,435,617
Total	<u>\$ 5,421,884</u>	<u>\$ 6,186,634</u>



A Glossary of Terms is included as an Appendix.

The University of Texas of the Permian Basin
Designated Tuition Collected and Used
For the Years Ended August 31, 2011 (Actual) and 2012 (Budget)

	2011 Actual	2012 Budget
Designated Tuition Collected	\$ <u>8,717,085</u>	\$ <u>8,740,000</u>
Uses:		
Instruction & Academic Support	1,247,776	1,337,111
Operation & Maintenance of Plant	574,472	1,637,716
Grants, Scholarships & Financial Aid	3,640,718	1,879,000
Debt Service & Capital Outlay	226,453	120,100
Institutional Support	1,503,805	1,835,252
Other Expenses	<u>642,508</u>	<u>890,579</u>
Total Uses	<u>7,835,732</u>	<u>7,699,758</u>
Excess (Deficiency) of Collections over Uses	\$ <u>881,353</u>	\$ <u>1,040,242</u>
 Tuition Set-asides for Resident Undergraduates and Graduates (<i>Texas Education Code</i> Sections 56.011 & 56.012):		
Grants	\$ 387,815	\$ 635,183
Scholarships	435,854	437,000
Work-study Programs	-	-
Student Loans	-	-
Student Loan Repayment Assistance	-	-
B-On-Time	<u>181,015</u>	<u>181,792</u>
Total	<u>\$ 1,004,684</u>	<u>\$ 1,253,975</u>

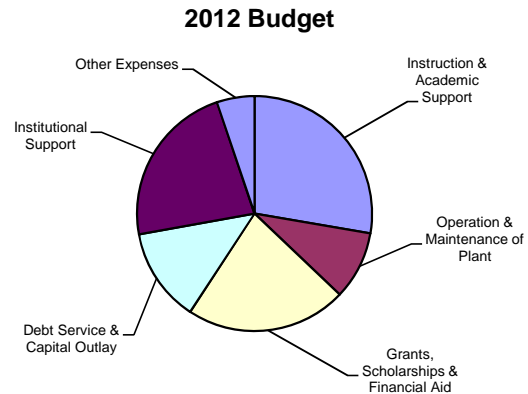
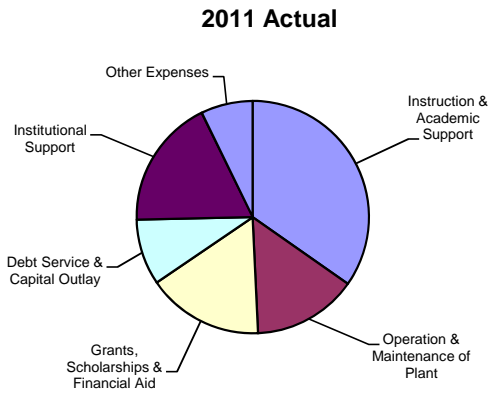


A Glossary of Terms is included as an Appendix.

Table 15

The University of Texas at San Antonio
Designated Tuition Collected and Used
For the Years Ended August 31, 2011 (Actual) and 2012 (Budget)

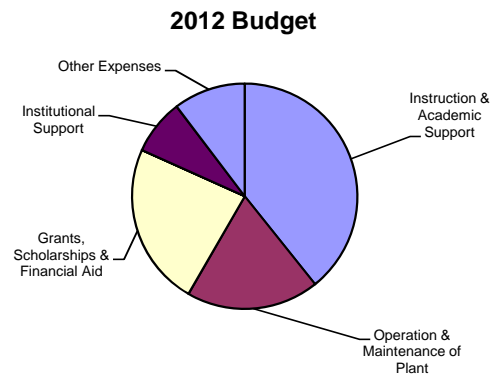
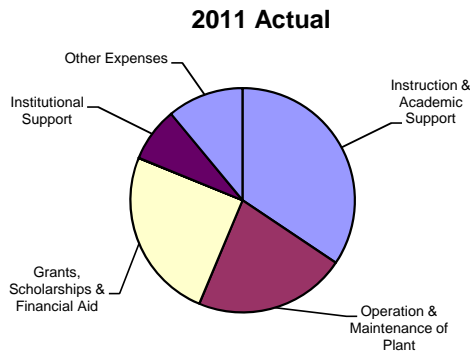
	2011 Actual	2012 Budget
Designated Tuition Collected	\$ <u>98,599,711</u>	\$ <u>99,211,250</u>
Uses:		
Instruction & Academic Support	34,235,913	33,272,669
Operation & Maintenance of Plant	14,349,706	15,685,752
Grants, Scholarships & Financial Aid	16,002,853	16,990,607
Debt Service & Capital Outlay	9,012,363	9,030,101
Institutional Support	17,862,695	17,738,157
Other Expenses	<u>7,136,181</u>	<u>6,493,964</u>
Total Uses	<u>98,599,711</u>	<u>99,211,250</u>
Excess (Deficiency) of Collections over Uses	<u>\$ 0</u>	<u>\$ -</u>
Tuition Set-asides for Resident Undergraduates and Graduates (<i>Texas Education Code</i> Sections 56.011 & 56.012):		
Grants	\$ -	\$ -
Scholarships	7,529,255	8,417,461
Work-study Programs	1,425,000	1,425,000
Student Loans	-	-
Student Loan Repayment Assistance	-	-
B-On-Time	<u>2,713,327</u>	<u>2,990,495</u>
Total	<u>\$ 11,667,582</u>	<u>\$ 12,832,956</u>



A Glossary of Terms is included as an Appendix.

The University of Texas at Tyler
Designated Tuition Collected and Used
For the Years Ended August 31, 2011 (Actual) and 2012 (Budget)

	2011 Actual	2012 Budget
Designated Tuition Collected	\$ <u>19,317,256</u>	\$ <u>19,472,334</u>
Uses:		
Instruction & Academic Support	5,316,772	7,554,205
Operation & Maintenance of Plant	3,384,686	3,670,597
Grants, Scholarships & Financial Aid	3,839,040	4,503,069
Debt Service & Capital Outlay	-	-
Institutional Support	1,206,856	1,533,849
Other Expenses	1,702,731	1,984,942
Total Uses	<u>15,450,085</u>	<u>19,246,662</u>
Excess (Deficiency) of Collections over Uses	<u>\$ 3,867,171</u>	<u>\$ 225,672</u>
Tuition Set-asides for Resident Undergraduates and Graduates (<i>Texas Education Code</i> Sections 56.011 & 56.012):		
Grants	\$ 1,043,676	\$ 1,687,334
Scholarships	156,000	247,036
Work-study Programs	-	-
Student Loans	-	-
Student Loan Repayment Assistance	-	-
B-On-Time	376,346	609,500
Total	<u>\$ 1,576,022</u>	<u>\$ 2,543,870</u>

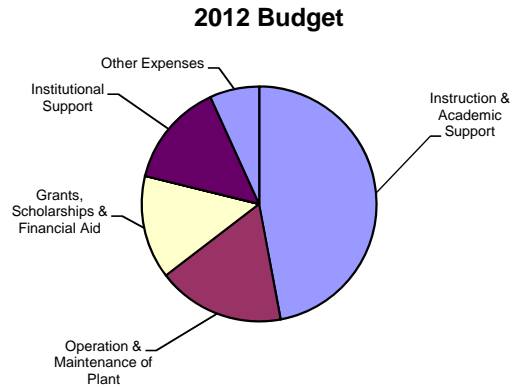
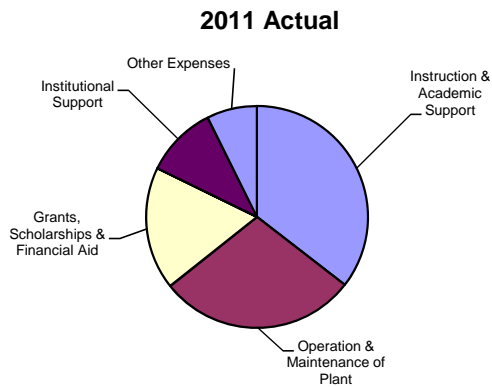


A Glossary of Terms is included as an Appendix.

Table 17

The University of Texas Southwestern Medical Center
Designated Tuition Collected and Used
For the Years Ended August 31, 2011 (Actual) and 2012 (Budget)

	2011 Actual	2012 Budget
Designated Tuition Collected	\$ <u>10,294,506</u>	\$ <u>11,237,583</u>
Uses:		
Instruction & Academic Support	3,278,270	4,874,438
Operation & Maintenance of Plant	2,663,985	1,814,208
Grants, Scholarships & Financial Aid	1,655,048	1,473,824
Debt Service & Capital Outlay	-	-
Institutional Support	963,111	1,488,770
Other Expenses	679,717	703,155
Total Uses	<u>9,240,131</u>	<u>10,354,395</u>
Excess (Deficiency) of Collections over Uses	<u>\$ 1,054,375</u>	<u>\$ 883,188</u>
Tuition Set-asides for Resident Undergraduates and Graduates (<i>Texas Education Code</i> Sections 56.011 & 56.012):		
Grants	\$ -	\$ -
Scholarships	883,766	856,475
Work-study Programs	-	-
Student Loans	-	-
Student Loan Repayment Assistance	-	-
B-On-Time	2,799	5,089
Total	<u>\$ 886,565</u>	<u>\$ 861,564</u>

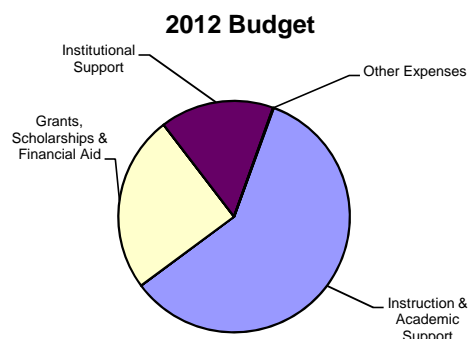
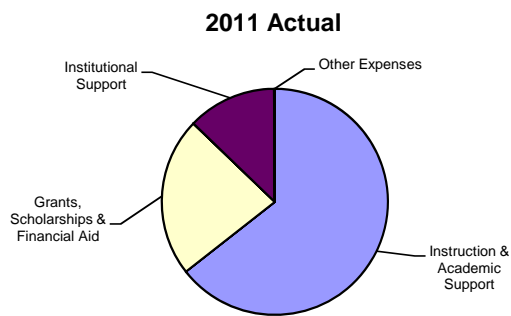


A Glossary of Terms is included as an Appendix.

The University of Texas Medical Branch at Galveston

**Designated Tuition Collected and Used
For the Years Ended August 31, 2011 (Actual) and 2012 (Budget)**

	2011 Actual	2012 Budget
Designated Tuition Collected	\$ <u>12,663,925</u>	\$ <u>16,639,985</u>
Uses:		
Instruction & Academic Support	9,273,790	10,610,982
Operation & Maintenance of Plant	-	-
Grants, Scholarships & Financial Aid	3,282,598	4,428,396
Debt Service & Capital Outlay	-	-
Institutional Support	1,823,189	2,840,988
Other Expenses	<u>18,790</u>	<u>17,166</u>
Total Uses	<u>14,398,368</u>	<u>17,897,532</u>
Excess (Deficiency) of Collections over Uses	\$ <u><u>(1,734,442)</u></u>	\$ <u><u>(1,257,547)</u></u>
Tuition Set-asides for Resident Undergraduates and Graduates (<i>Texas Education Code</i> Sections 56.011 & 56.012):		
Grants	\$ -	\$ -
Scholarships	1,186,337	1,465,054
Work-study Programs	-	-
Student Loans	-	-
Student Loan Repayment Assistance	-	-
B-On-Time	<u>76,258</u>	<u>113,535</u>
Total	<u><u>1,262,596</u></u>	<u><u>1,578,589</u></u>

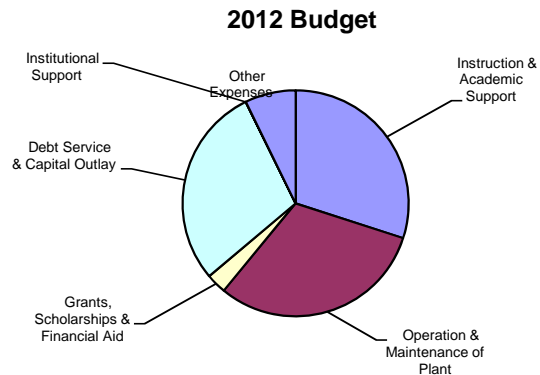
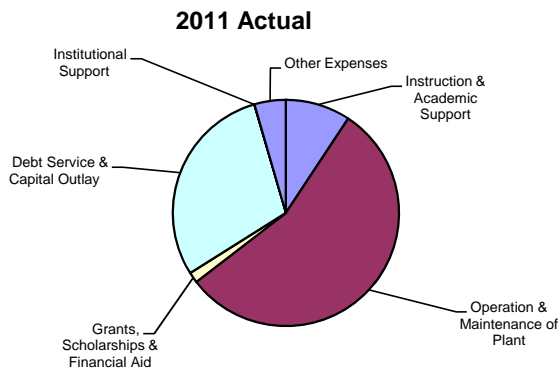


A Glossary of Terms is included as an Appendix.

Table 19

The University of Texas Health Science Center at Houston
Designated Tuition Collected and Used
For the Years Ended August 31, 2011 (Actual) and 2012 (Budget)

	2011 Actual	2012 Budget
Designated Tuition Collected	\$ <u>8,680,784</u>	\$ <u>10,564,602</u>
Uses:		
Instruction & Academic Support	805,762	3,182,867
Operation & Maintenance of Plant	4,797,972	3,285,403
Grants, Scholarships & Financial Aid	133,104	306,842
Debt Service & Capital Outlay	2,553,434	3,067,171
Institutional Support	-	-
Other Expenses	390,512	769,731
Total Uses	<u>8,680,784</u>	<u>10,612,014</u>
Excess (Deficiency) of Collections over Uses	<u>\$ -</u>	<u>\$ (47,412)</u>
Tuition Set-asides for Resident Undergraduates and Graduates (<i>Texas Education Code</i> Sections 56.011 & 56.012):		
Grants	\$ -	\$ 88,536
Scholarships	71,350	170,894
Work-study Programs	-	-
Student Loans	-	-
Student Loan Repayment Assistance	155,029	158,620
B-On-Time	61,754	47,412
Total	<u>\$ 288,133</u>	<u>\$ 465,462</u>

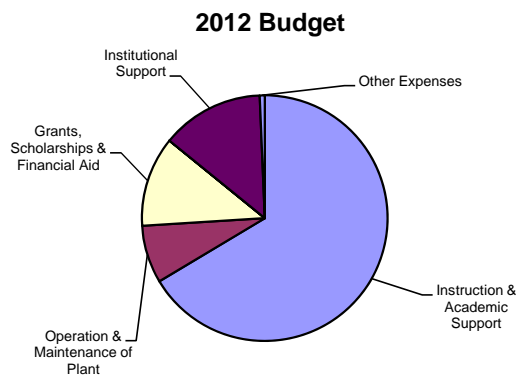
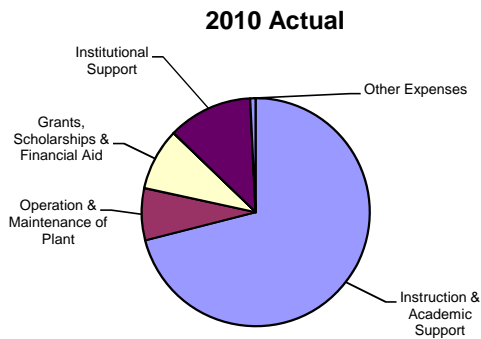


A Glossary of Terms is included as an Appendix.

Table 20

The University of Texas Health Science Center at San Antonio
Designated Tuition Collected and Used
For the Years Ended August 31, 2011 (Actual) and 2012 (Budget)

	2011 Actual	2012 Budget
Designated Tuition Collected	\$ <u>16,258,883</u>	\$ <u>16,480,134</u>
Uses:		
Instruction & Academic Support	11,548,374	10,942,432
Operation & Maintenance of Plant	1,199,996	1,253,814
Grants, Scholarships & Financial Aid	1,432,463	1,956,325
Debt Service & Capital Outlay	-	-
Institutional Support	1,951,943	2,217,257
Other Expenses	<u>126,107</u>	<u>110,306</u>
Total Uses	<u>16,258,883</u>	<u>16,480,134</u>
Excess (Deficiency) of Collections over Uses	<u>\$ -</u>	<u>\$ -</u>
Tuition Set-asides for Resident Undergraduates and Graduates (<i>Texas Education Code</i> Sections 56.011 & 56.012):		
Grants	\$ -	\$ -
Scholarships	1,432,463	1,956,325
Work-study Programs	-	-
Student Loans	-	-
Student Loan Repayment Assistance	-	-
B-On-Time	-	-
Total	<u>\$ 1,432,463</u>	<u>\$ 1,956,325</u>

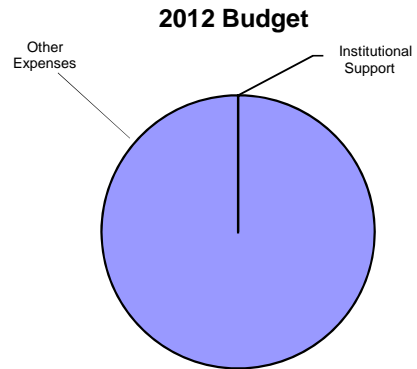
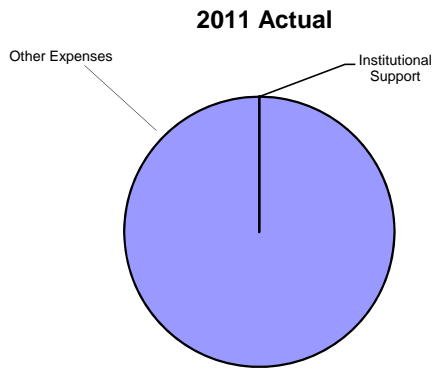


A Glossary of Terms is included as an Appendix.

The University of Texas M. D. Anderson Cancer Center

**Designated Tuition Collected and Used
For the Years Ended August 31, 2011 (Actual) and 2012 (Budget)**

	2011 Actual	2012 Budget
Designated Tuition Collected	\$ <u>334,622</u>	\$ <u>490,435</u>
Uses:		
Instruction & Academic Support	-	-
Operation & Maintenance of Plant	-	-
Grants, Scholarships & Financial Aid	-	-
Debt Service & Capital Outlay	-	-
Institutional Support	-	-
Other Expenses	<u>334,622</u>	<u>490,435</u>
Total Uses	<u>334,622</u>	<u>490,435</u>
Excess (Deficiency) of Collections over Uses	<u>\$ -</u>	<u>\$ -</u>
Tuition Set-asides for Resident Undergraduates and Graduates (<i>Texas Education Code</i> Sections 56.011 & 56.012):		
Grants	\$ -	\$ -
Scholarships	-	-
Work-study Programs	-	-
Student Loans	-	-
Student Loan Repayment Assistance	-	-
B-On-Time	-	-
Total	<u>\$ -</u>	<u>\$ -</u>



A Glossary of Terms is included as an Appendix.

The University of Texas Health Science Center at Tyler
Designated Tuition Collected and Used
For the Years Ended August 31, 2011 (Actual) and 2012 (Budget)

	2011 Actual	2012 Budget
Designated Tuition Collected	\$ _____ -	\$ _____ -
Uses:		
Instruction & Academic Support	-	-
Operation & Maintenance of Plant	-	-
Grants, Scholarships & Financial Aid	-	-
Debt Service & Capital Outlay	-	-
Institutional Support	-	-
Other Expenses	-	-
Total Uses	_____ -	_____ -
Excess (Deficiency) of Collections over Uses	\$ _____ -	\$ _____ -
Tuition Set-asides for Resident Undergraduates and Graduates (<i>Texas Education Code</i> Sections 56.011 & 56.012):		
Grants	\$ -	\$ -
Scholarships	-	-
Work-study Programs	-	-
Student Loans	-	-
Student Loan Repayment Assistance	-	-
B-On-Time	-	-
Total	\$ _____ -	\$ _____ -

Note: The University of Texas Health Science Center at Tyler does not have students and therefore does not collect or expend Designated Tuition.

A Glossary of Terms is included as an Appendix.

**AVERAGE ACADEMIC COST FOR
RESIDENT UNDERGRADUATES**

DESIGNATED TUITION REPORT

SECTION 50 (B)

Table 23

The University of Texas at Arlington
Report on Average Total Academic Cost for Resident Undergraduates
Enrolled for 15 Semester Credit Hours
Spring 2009 Through Fall 2010

	Spring 2009	Fall 2009	Fall 2010
Statutory Tuition	\$ 750	\$ 750	\$ 750
Designated Tuition	2,228	2,429	2,773
Mandatory Fees	1,093	1,093	1,093
Average College and Course Fees	-	-	-
Total Academic Cost	<u>\$ 4,071</u>	<u>\$ 4,272</u>	<u>\$ 4,616</u>
Number of Students Included in Average	<u>4,253</u>	<u>3,939</u>	<u>3,516</u>
Total Resident Undergraduate Students	<u>16,750</u>	<u>20,295</u>	<u>20,451</u>

A Glossary of Terms is included as an Appendix.

Table 24

The University of Texas at Austin
Report on Average Total Academic Cost for Resident Undergraduates
Enrolled for 15 Semester Credit Hours
Spring 2009 Through Fall 2010

	Spring 2009	Fall 2009	Fall 2010
Statutory Tuition	\$ 750	\$ 750	\$ 750
Designated Tuition	2,057	2,276	2,451
Mandatory Fees	1,442	1,442	1,507
Average College and Course Fees	-	-	-
Total Academic Cost	<u>\$ 4,249</u>	<u>\$ 4,468</u>	<u>\$ 4,708</u>
Number of Students Included in Average	<u>7,227</u>	<u>7,240</u>	<u>7,190</u>
Total Resident Undergraduate Students	<u>33,219</u>	<u>35,649</u>	<u>35,638</u>

A Glossary of Terms is included as an Appendix.

Table 25

The University of Texas at Dallas
Report on Average Total Academic Cost for Resident Undergraduates
Enrolled for 15 Semester Credit Hours
Spring 2009 Through Fall 2010

	Spring 2009	Fall 2009	Fall 2010
Statutory Tuition	\$ 750	\$ 750	\$ 750
Designated Tuition	1,938	2,204	2,500
Mandatory Fees	1,961	1,961	1,961
Average College and Course Fees	-	-	-
Total Academic Cost	<u>\$ 4,649</u>	<u>\$ 4,915</u>	<u>\$ 5,211</u>
Number of Students Included in Average	<u>1,738</u>	<u>1,976</u>	<u>2,146</u>
Total Resident Undergraduate Students	<u>8,401</u>	<u>9,427</u>	<u>10,083</u>

A Glossary of Terms is included as an Appendix.

Table 26

The University of Texas at El Paso
Report on Average Total Academic Cost for Resident Undergraduates
Enrolled for 15 Semester Credit Hours
Spring 2009 Through Fall 2010

	Spring 2009	Fall 2009	Fall 2010
Statutory Tuition	\$ 750	\$ 750	\$ 750
Designated Tuition	1,526	1,653	1,782
Mandatory Fees	687	709	710
Average College and Course Fees	30	32	38
Total Academic Cost	<u>\$ 2,993</u>	<u>\$ 3,144</u>	<u>\$ 3,280</u>
Number of Students Included in Average	<u>1,758</u>	<u>1,807</u>	<u>1,759</u>
Total Resident Undergraduate Students	<u>13,802</u>	<u>15,252</u>	<u>16,158</u>

A Glossary of Terms is included as an Appendix.

Table 27

The University of Texas - Pan American
Report on Average Total Academic Cost for Resident Undergraduates
Enrolled for 15 Semester Credit Hours
Spring 2009 Through Fall 2010

	Spring 2009	Fall 2009	Fall 2010
Statutory Tuition	\$ 750	\$ 750	\$ 750
Designated Tuition	1,228	1,358	1,485
Mandatory Fees	584	604	614
Average College and Course Fees	35	52	62
Total Academic Cost	<u>\$ 2,597</u>	<u>\$ 2,764</u>	<u>\$ 2,911</u>
Number of Students Included in Average	<u>1,936</u>	<u>2,070</u>	<u>2,076</u>
Total Resident Undergraduate Students	<u>13,667</u>	<u>14,907</u>	<u>15,304</u>

A Glossary of Terms is included as an Appendix.

Table 28

The University of Texas at Brownsville
Report on Average Total Academic Cost for Resident Undergraduates
Enrolled for 15 Semester Credit Hours
Spring 2009 Through Fall 2010

	Spring 2009	Fall 2009	Fall 2010
Statutory Tuition	\$ 750	\$ 750	\$ 750
Designated Tuition	1,163	1,209	1,344
Mandatory Fees	716	761	761
Average College and Course Fees	100	86	105
Total Academic Cost	<u>\$ 2,729</u>	<u>\$ 2,807</u>	<u>\$ 2,961</u>
Number of Students Included in Average	<u>242</u>	<u>212</u>	<u>245</u>
Total Resident Undergraduate Students	<u>4,135</u>	<u>5,191</u>	<u>5,131</u>

A Glossary of Terms is included as an Appendix.

Table 29

The University of Texas of the Permian Basin
Report on Average Total Academic Cost for Resident Undergraduates
Enrolled for 15 Semester Credit Hours
Spring 2009 Through Fall 2010

	Spring 2009	Fall 2009	Fall 2010
Statutory Tuition	\$ 750	\$ 750	\$ 750
Designated Tuition	1,290	1,440	1,500
Mandatory Fees	610	610	761
Average College and Course Fees	75	75	75
Total Academic Cost	<u>\$ 2,725</u>	<u>\$ 2,875</u>	<u>\$ 3,086</u>
Number of Students Included in Average	<u>350</u>	<u>389</u>	<u>412</u>
Total Resident Undergraduate Students	<u>2,371</u>	<u>2,739</u>	<u>3,177</u>

A Glossary of Terms is included as an Appendix.

Table 30

The University of Texas at San Antonio
Report on Average Total Academic Cost for Resident Undergraduates
Enrolled for 15 Semester Credit Hours
Spring 2009 Through Fall 2010

	Spring 2009	Fall 2009	Fall 2010
Statutory Tuition	\$ 750	\$ 750	\$ 750
Designated Tuition	1,650	1,813	1,976
Mandatory Fees	1,150	1,201	1,220
Average College and Course Fees	266	259	258
Total Academic Cost	<u>\$ 3,816</u>	<u>\$ 4,023</u>	<u>\$ 4,204</u>
Number of Students Included in Average	<u>3,023</u>	<u>3,996</u>	<u>4,053</u>
Total Resident Undergraduate Students	<u>21,888</u>	<u>24,208</u>	<u>24,994</u>

A Glossary of Terms is included as an Appendix.

Table 31

The University of Texas at Tyler
Report on Average Total Academic Cost for Resident Undergraduates
Enrolled for 15 Semester Credit Hours
Spring 2009 Through Fall 2010

	Spring 2009	Fall 2009	Fall 2010
Statutory Tuition	\$ 750	\$ 750	\$ 750
Designated Tuition	1,425	1,575	1,710
Mandatory Fees	696	696	696
Average College and Course Fees	92	192	247
Total Academic Cost	<u>\$ 2,963</u>	<u>\$ 3,213</u>	<u>\$ 3,403</u>
Number of Students Included in Average	<u>621</u>	<u>671</u>	<u>659</u>
Total Resident Undergraduate Students	<u>4,704</u>	<u>4,709</u>	<u>4,772</u>

A Glossary of Terms is included as an Appendix.

Table 32

The University of Texas Southwestern Medical Center
Report on Average Total Academic Cost for Resident Undergraduates
Enrolled for 15 Semester Credit Hours
Spring 2009 Through Fall 2010

	Spring 2009	Fall 2009	Fall 2010
Statutory Tuition	\$ 750	\$ 750	\$ 750
Designated Tuition	945	1,020	1,125
Mandatory Fees	418	421	421
Average College and Course Fees	329	375	640
Total Academic Cost	<u>\$ 2,442</u>	<u>\$ 2,566</u>	<u>\$ 2,936</u>
Number of Students Included in Average	<u>51</u>	<u>49</u>	<u>28</u>
Total Resident Undergraduate Students	<u>66</u>	<u>70</u>	<u>47</u>

A Glossary of Terms is included as an Appendix.

Table 33

The University of Texas Medical Branch at Galveston
Report on Average Total Academic Cost for Resident Undergraduates
Enrolled for 15 Semester Credit Hours
Spring 2009 Through Fall 2010

	Spring 2009	Fall 2009	Fall 2010
Statutory Tuition	\$ 750	\$ 750	\$ 750
Designated Tuition	1,520	1,560	1,758
Mandatory Fees	420	480	500
Average College and Course Fees	-	251	271
Total Academic Cost	<u>\$ 2,690</u>	<u>\$ 3,041</u>	<u>\$ 3,279</u>
Number of Students Included in Average	<u>66</u>	<u>41</u>	<u>96</u>
Total Resident Undergraduate Students	<u>506</u>	<u>473</u>	<u>529</u>

A Glossary of Terms is included as an Appendix.

Table 34

The University of Texas Health Science Center at Houston
Report on Average Total Academic Cost for Resident Undergraduates
Enrolled for 15 Semester Credit Hours
Spring 2009 Through Fall 2010

	Spring 2009	Fall 2009	Fall 2010
Statutory Tuition	\$ 750	\$ 750	\$ 750
Designated Tuition	690	795	690
Mandatory Fees	690	690	870
Average College and Course Fees	241	278	291
Total Academic Cost	<u>\$ 2,371</u>	<u>\$ 2,513</u>	<u>\$ 2,601</u>
Number of Students Included in Average	<u>8</u>	<u>91</u>	<u>222</u>
Total Resident Undergraduate Students	<u>455</u>	<u>444</u>	<u>571</u>

A Glossary of Terms is included as an Appendix.

Table 35

The University of Texas Health Science Center at San Antonio
Report on Average Total Academic Cost for Resident Undergraduates
Enrolled for 15 Semester Credit Hours
Spring 2009 Through Fall 2010

	Spring 2009	Fall 2009	Fall 2010
Statutory Tuition	\$ 750	\$ 750	\$ 750
Designated Tuition	2,527	2,527	2,527
Mandatory Fees	418	457	457
Average College and Course Fees	478	784	934
Total Academic Cost	<u>\$ 4,173</u>	<u>\$ 4,518</u>	<u>\$ 4,668</u>
Number of Students Included in Average	<u>70</u>	<u>65</u>	<u>109</u>
Total Resident Undergraduate Students	<u>807</u>	<u>882</u>	<u>908</u>

A Glossary of Terms is included as an Appendix.

Table 36

The University of Texas M. D. Anderson Cancer Center
Report on Average Total Academic Cost for Resident Undergraduates
Enrolled for 15 Semester Credit Hours
Spring 2009 Through Fall 2010

	Spring 2009	Fall 2009	Fall 2010
Statutory Tuition	\$ 750	\$ 450	\$ 277
Designated Tuition	450	277	-
Mandatory Fees	277	-	1,477
Average College and Course Fees	-	1,477	195
Total Academic Cost	<u>\$ 1,477</u>	<u>\$ 2,203</u>	<u>\$ 1,948</u>
Number of Students Included in Average	<u>195</u>	<u>179</u>	<u>-</u>
Total Resident Undergraduate Students	<u>179</u>	<u>-</u>	<u>-</u>

A Glossary of Terms is included as an Appendix.

Table 37

The University of Texas Health Science Center at Tyler
Report on Average Total Academic Cost for Resident Undergraduates
Enrolled for 15 Semester Credit Hours
Spring 2009 Through Fall 2010

	Spring 2009	Fall 2009	Fall 2010
Statutory Tuition	\$ -	\$ -	\$ -
Designated Tuition	-	-	-
Mandatory Fees	-	-	-
Average College and Course Fees	-	-	-
Total Academic Cost	<u>\$ -</u>	<u>\$ -</u>	<u>\$ -</u>
Number of Students Included in Average	<u>-</u>	<u>-</u>	<u>-</u>
Total Resident Undergraduate Students	<u>-</u>	<u>-</u>	<u>-</u>

Notes:

The University of Texas Health Science Center at Tyler does not have students.

A Glossary of Terms is included as an Appendix.

APPENDIX

GLOSSARY OF TERMS

TERMS RELATING TO THE ARTICLE III, SECTION 50(A) REPORT

Designated Tuition Collected: Represents all tuition collected under Section 54.0513, *Texas Education Code*. This includes tuition above and below the prior law's statutory cap of \$46 per semester credit hour and also includes mandatory set-asides required by Sections 56.011 and 56.012, *Texas Education Code*, as well as those required to fund the B-On-Time program.

Instruction & Academic Support: Expenditures for salaries, wages, and all other costs related to those engaged in the teaching function and academic department leadership (e.g. academic deans' offices). Elements include teaching equipment, the salaries of faculty, teaching assistants, lecturers, and the operating cost of instructional departments. Library materials, related salaries, and operating costs are also included as are costs associated with academic computing support.

Operation & Maintenance of Plant: Expenditures for the operation and maintenance of the physical plant including all expenditures for operations established to provide services and maintenance related to grounds and facilities. Also included is fire protection, property insurance, and similar items. Specifically included are salaries, wages, supplies, materials, and other expenses necessary to keep each building in good repair and usable condition. Also includes utilities and expenses necessary to keep the buildings in a clean and sanitary condition, provide upkeep of all lands designated as campus property (improved and unimproved) not occupied by actual buildings.

Grants, Scholarships & Financial Aid: Expenditures for grants, scholarships, and financial aid in the form of grants to students resulting from selection by the institution or from an entitlement program. Expenditures of Tuition Set-Asides for Resident Undergraduates and Graduates required by Sections 56.011 and 56.012, *Texas Education Code*, are a component of this category.

Debt Service & Capital Outlay: Reflects debt service activity including both the principal and interest portions of mandatory debt service transfers under the U. T. System Revenue Financing System. Also included are funds used for major repair, rehabilitation, and renovation of existing buildings and facilities, as well as funds to supplement major capital projects.

Institutional Support: Includes expenditures for salaries and wages and other costs associated with central executive-level activities concerned with management and long-range planning for the entire institution.

Other Expenses: Includes expenditures for non-instructional services beneficial to individuals and groups external to the institution (i.e. community or public service), salaries and wages and other costs associated with the support of research conducted by faculty members, and non-operating expenses not directly associated with the primary missions of System components and not included in another category. Expenditures for administrative activities providing benefit to students such as admissions and registrar functions (i.e. student services). Similarly, this category also may include student activities and organizations, counseling and career guidance, and student aid administration. Although unlikely to be expended from designated tuition and discouraged by the U. T. System, any expenditure for non-student service related auxiliary activities would be included in this category.

Tuition Set-Asides for Resident Undergraduates and Graduates: Includes amounts required to be set aside from Designated Tuition Collected for resident undergraduate and graduate assistance under Sections 56.011 and 56.102, *Texas Education Code*.

TERMS RELATING TO THE ARTICLE III, SECTION 50(B) REPORT

Statutory Tuition: A tuition charge authorized under *Texas Education Code* Section 54.051, in an amount determined by the Texas Legislature for resident or nonresident students.

Designated Tuition: A tuition charge authorized under *Texas Education Code* Section 54.0513, that institutions other than public community colleges may impose on any graduate or undergraduate, resident or nonresident student, in an amount that the governing board of the institution considers necessary for the effective operation of the institution.

Mandatory Fee: A fee authorized by statute or the governing board of an institution that is charged to a student upon enrollment. For institutions other than public community colleges, such fees would be required to be paid by the census date or other date as mandated by the state for formula funding purposes. Examples of such fees are laboratory fees, course, and incidental fees collected under 55.16(c), and other mandatory fees as authorized by the governing board of the institution. Fees for extended field trips, particularly those requiring students to travel or live off-campus, are not included.

Academic-Related College and Course Fees: A fee that is required of all students enrolled in a given college, program or course that historically was not reported as a mandatory fee. To the extent related to resident undergraduate students, Board Authorized Tuition would be reported in the Academic-related college and course fees category for purposes of this report.

Flat Rate Tuition: Total charge set by the governing board that covers all academic program charges, including all types of tuition, mandatory fees, and college, program and course fees, for resident or nonresident students. Flat rate tuition does not include optional fees or fees for extended field trips, particularly those requiring students to travel or live off-campus.

Total Academic Cost: Sum of all tuition (statutory tuition, designated tuition, and board-authorized, if applicable), mandatory fees, and college and course fees. For those institutions that charge flat rate tuition, the total academic charge should be equivalent to the flat rate tuition. Total Academic Cost offers more complete information than individual components of tuition or fees since it reflects what students and their families are actually charged to attend an institution. Total Academic Cost also provides data that are more comparable across institutions.

Board Authorized Tuition: A tuition charge that a general academic teaching institution or a medical and dental unit may impose on any graduate resident or nonresident student in an amount as specified in *Texas Education Code* Section 54.008. Certain undergraduates (pharmacy) are also subject to this charge. To the extent related to resident undergraduate students, Board Authorized Tuition would be reported with Academic-related college and course fees for purposes of this exercise.

Optional Fee: A discretionary fee that the governing board of an institution is permitted, but not required, by statute to charge all students. Such fees are triggered by actions or inactions of individual students. Examples of this fee are parking fees, correspondence course fees, non-mandatory fees for athletic or cultural events, and other incidental fees.

Prepared by:
U. T. System Office of the Controller
201 W. Seventh Street, ASH 5
Austin, Texas 78701
p 512.499.4527
controllersoffice@utsystem.edu