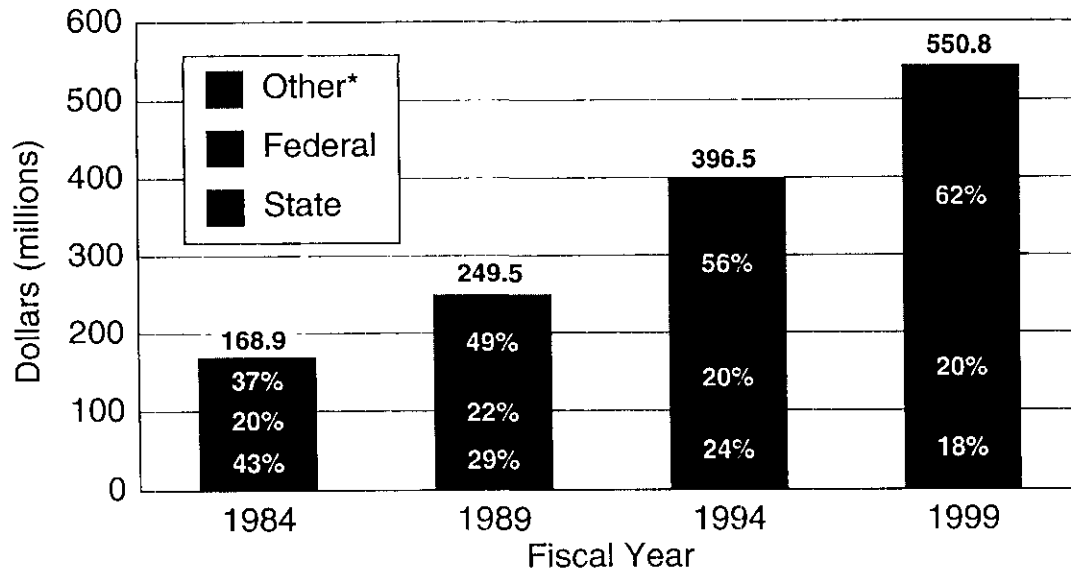


THE UNIVERSITY OF TEXAS  
SOUTHWESTERN MEDICAL CENTER  
AT DALLAS

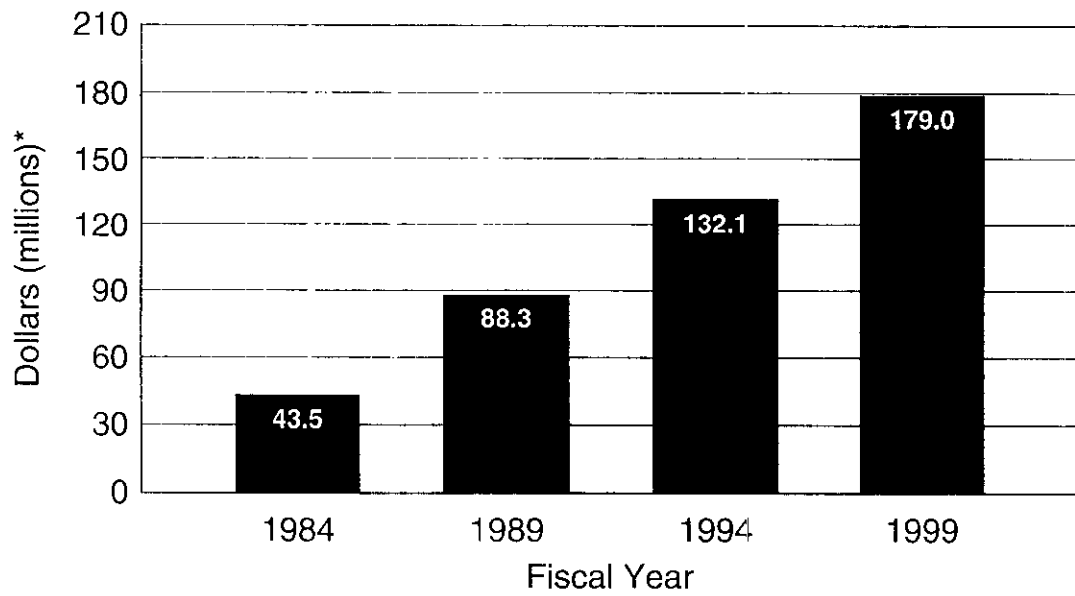
Dr. Wildenthal's  
handout @ 11/11/99 BOR atg.

# UT SOUTHWESTERN Sources of Funds



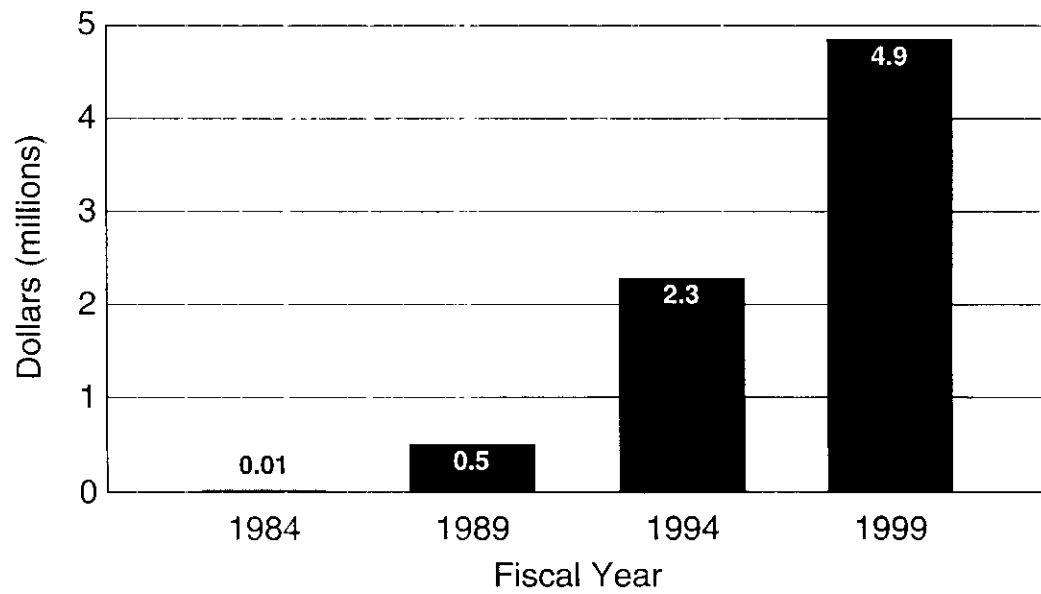
\* Private gifts, grants and contracts, professional fees, auxiliary enterprises, service departments, and other designated sources

# UT SOUTHWESTERN Research Expenditures

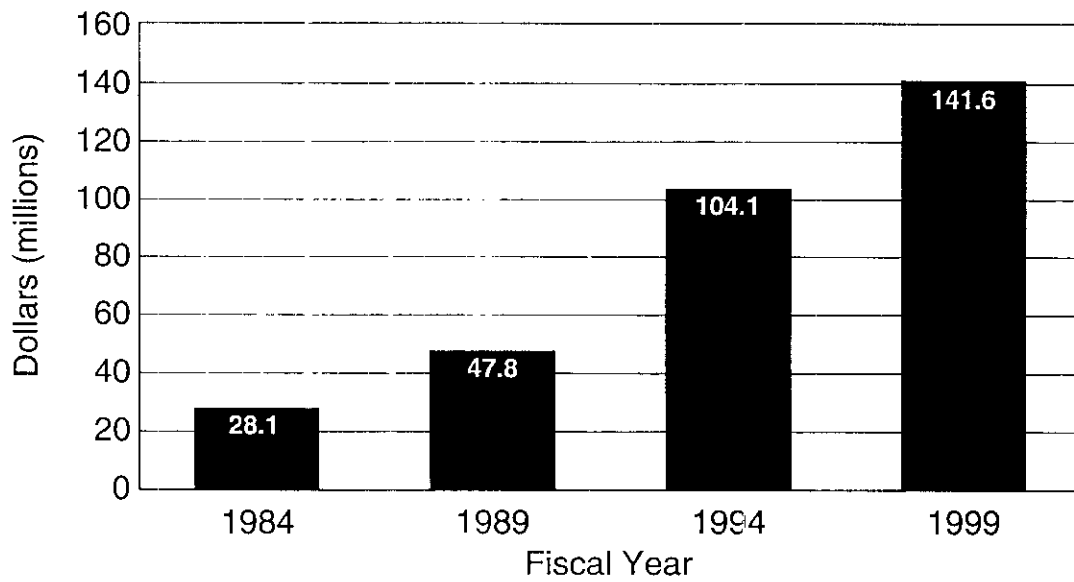


\* Includes VA and HHMI

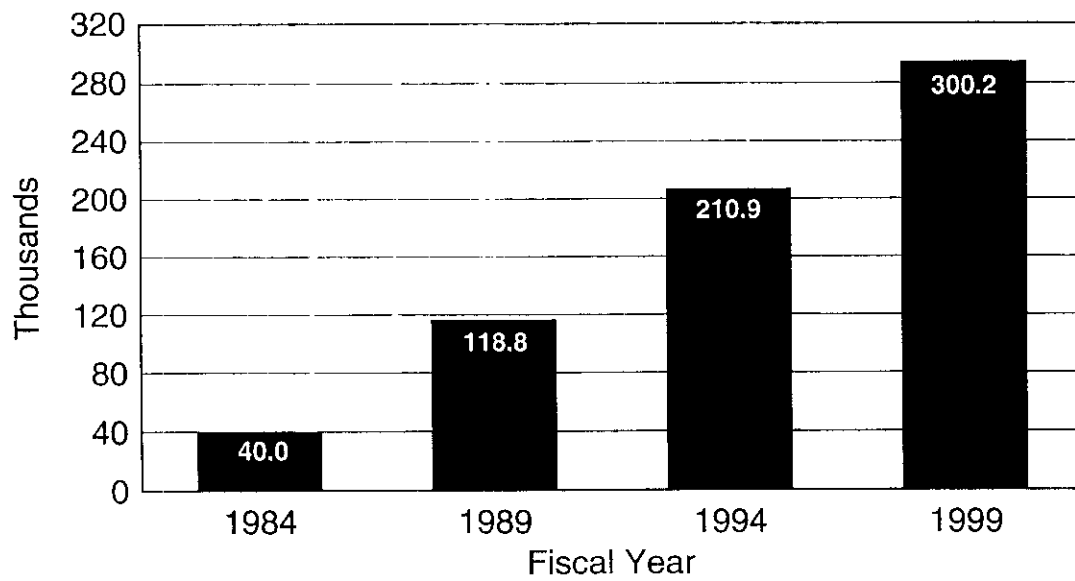
# UT SOUTHWESTERN Royalty Income



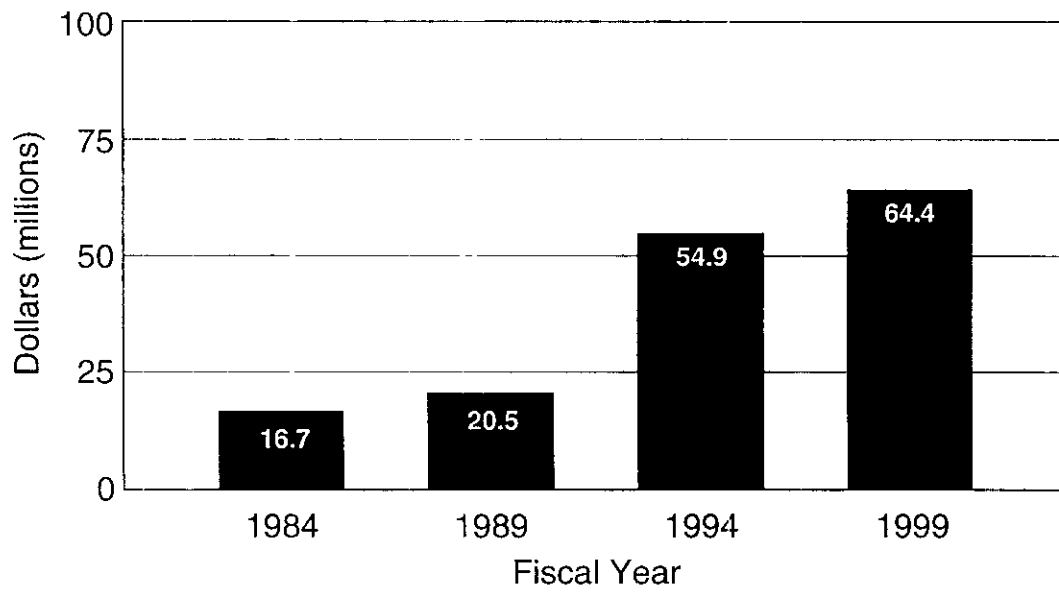
# UT SOUTHWESTERN Practice Plan Income



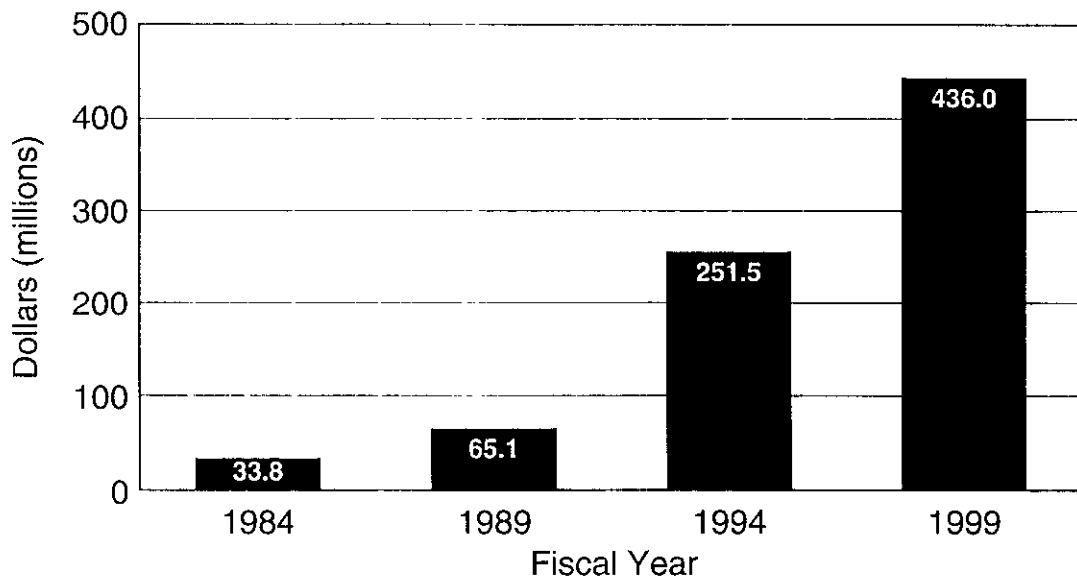
# UT SOUTHWESTERN Aston Center Patient Visits



# UT SOUTHWESTERN Private Gift Support

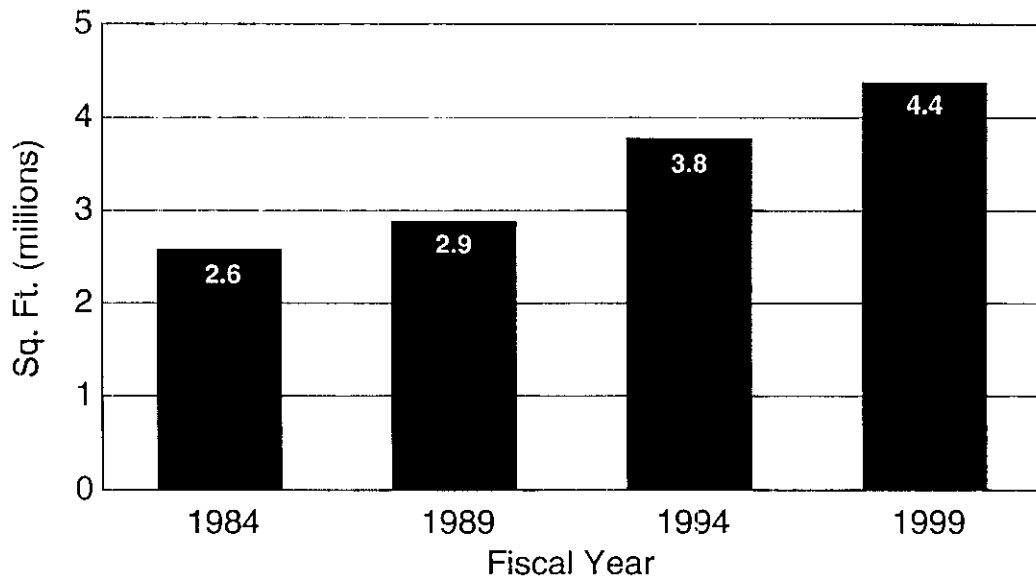


# UT SOUTHWESTERN Endowment Book Value




(Held at UT and SWMF)

# UT SOUTHWESTERN Total Space



NORTH  
CAMPUS  
ENLARGEMENT



UT SOUTHWESTERN  
CAMPUS  
MASTER PLAN  
THE UNIVERSITY OF TEXAS  
SOUTHWESTERN MEDICAL CENTER  
AT DALLAS

ELLERBE BECKET





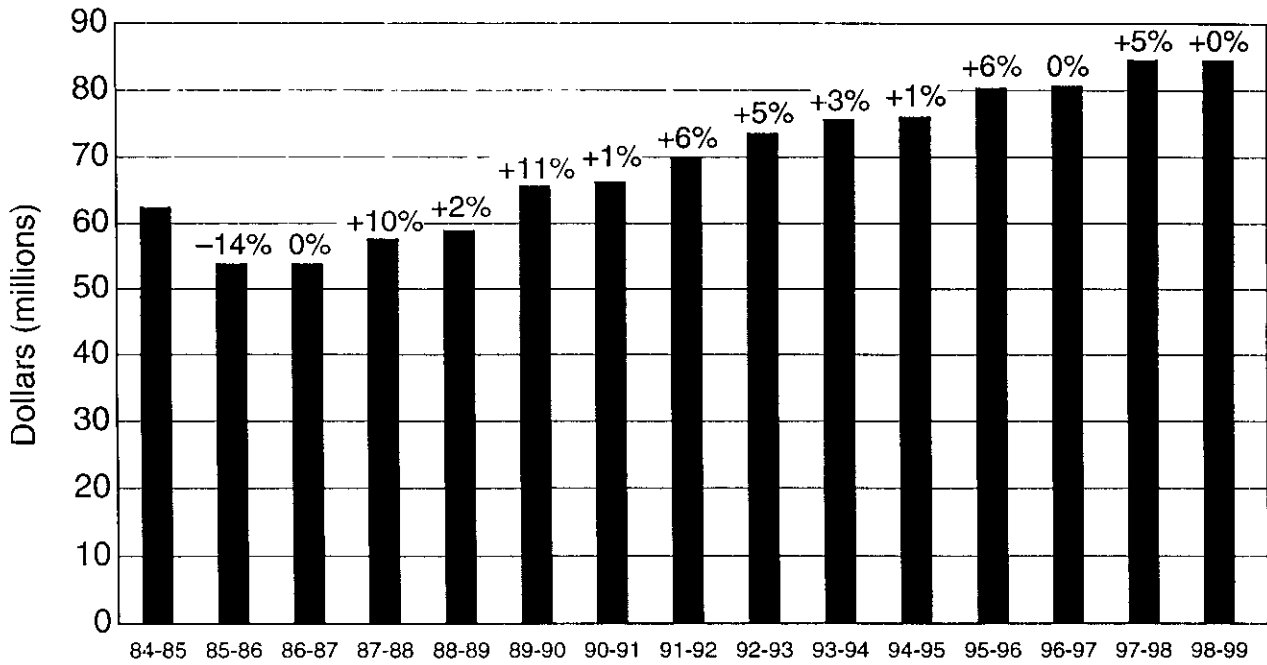
E. FINE BANK



## UT SOUTHWESTERN NATIONAL AND STATE RANK AMONG MEDICAL SCHOOLS

|  | National           |                            | State              |                            |
|--|--------------------|----------------------------|--------------------|----------------------------|
|  | Rank<br>(raw data) | Rank<br>(per # of faculty) | Rank<br>(raw data) | Rank<br>(per # of faculty) |
| Nobel Prizes                                       | 1                  | 1                          | 1                  | 1                          |
| National Academy of Sciences Members               | 4 (tie)            | 3                          | 1                  | 1                          |
| Institute of Medicine Members                      | 9                  | 6                          | 1                  | 1                          |
| Association of American Physicians Members         | 4                  | 5                          | 1                  | 1                          |
| American Society of Clinical Investigation Members | 6 (tie)            | 5                          | 1                  | 1                          |
| Howard Hughes Investigators                        | 7 (tie)            | 5                          | 1                  | 1                          |
| Howard Hughes Resource Grants                      | 1 (tie)            | 1                          | 1                  | 1                          |
| NIH Grants   | 19                 | 10                         | 2                  | 1                          |
| Top Medical Specialists                            | 13                 | 8                          | 1                  | 1                          |
| Citation Impact of Publications (1993-97)          | 8 (tie)            | 8                          | 1                  | 1                          |
| US News Ranking (Overall)                          | 19                 | --                         | 2                  | --                         |
| US News Ranking (Academic Reputation)              | 11                 | --                         | 1                  | --                         |
| Number of Faculty                                  | 41                 | --                         | 2                  | --                         |
| Faculty:Student Ratio                              | 60                 | --                         | 3                  | --                         |
| Charity Care Delivered                             | 1                  | 1                          | 1                  | 1                          |

# UT SOUTHWESTERN GENERAL REVENUE



## **UT HEALTH INSTITUTIONS**

### **1999-2001 Biennial State Fund Appropriation Increases**

(G.R. and Tobacco Funds)

|                 | <u>\$ Increase</u> | <u>% Increase</u> |
|-----------------|--------------------|-------------------|
| UT Galveston    | \$ 55.9 m          | 13.1%             |
| UT San Antonio  | 33.3               | 15.7%             |
| UT MD Anderson  | 29.0               | 11.3%             |
| UT Houston      | 18.5               | 8.6%              |
| UT Tyler        | 14.5               | 30.1%             |
| UT Southwestern | 14.0               | 8.6%              |

## UT SOUTHWESTERN'S RANK AMONG TEXAS' SEVEN STATE MEDICAL SCHOOLS

|                                 | <u>Results<br/>Produced</u> | <u>State Funds Received<br/>per Results Produced</u> |
|---------------------------------|-----------------------------|--|
| Medical Students Admitted       | 1st (tie)                   | 7th  |
| Medical Students Graduated      | 1st                         | 7th  |
| Clinical Residents Trained      | 1st                         | 7th  |
| Primary Care Physicians Trained | 1st                         | 7th  |
| Family Practitioners Trained    | 1st                         | 7th  |
| Indigent Clinical Care Provided | 1st                         | 7th  |
| Research Performed              | 1st                         | 7th  |
| External Funds Earned           | 1st                         | 7th  |

# UT SOUTHWESTERN Sources of Funds

