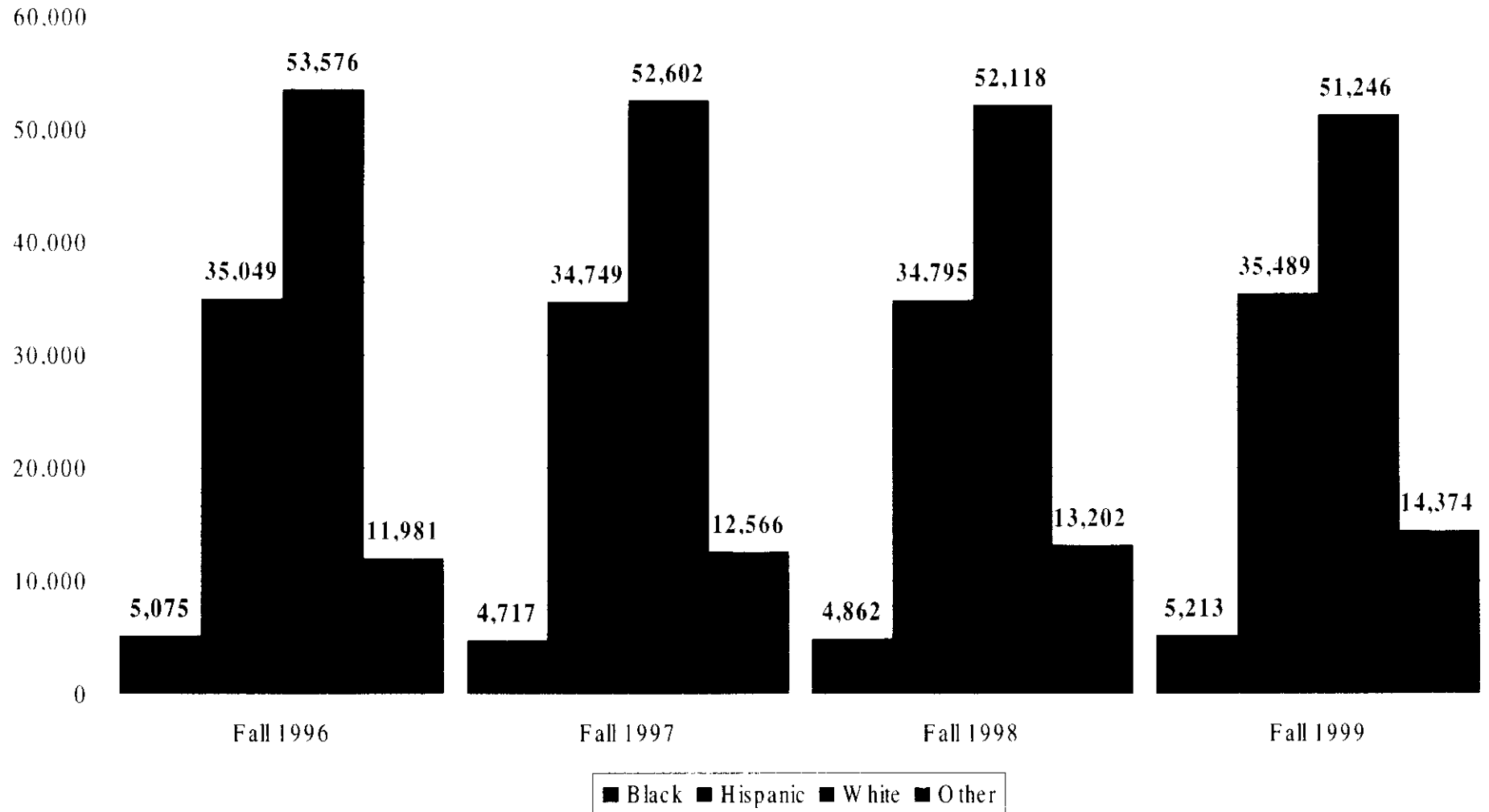


**Report on the Fall 1999 Enrollment  
Data for Minorities**

## U. T. System Undergraduate Enrollment 1996-1999



**Source:**

Fall 1996, 1997, 1998: The Texas Higher Education Coordinating Board Certified Enrollment Figures

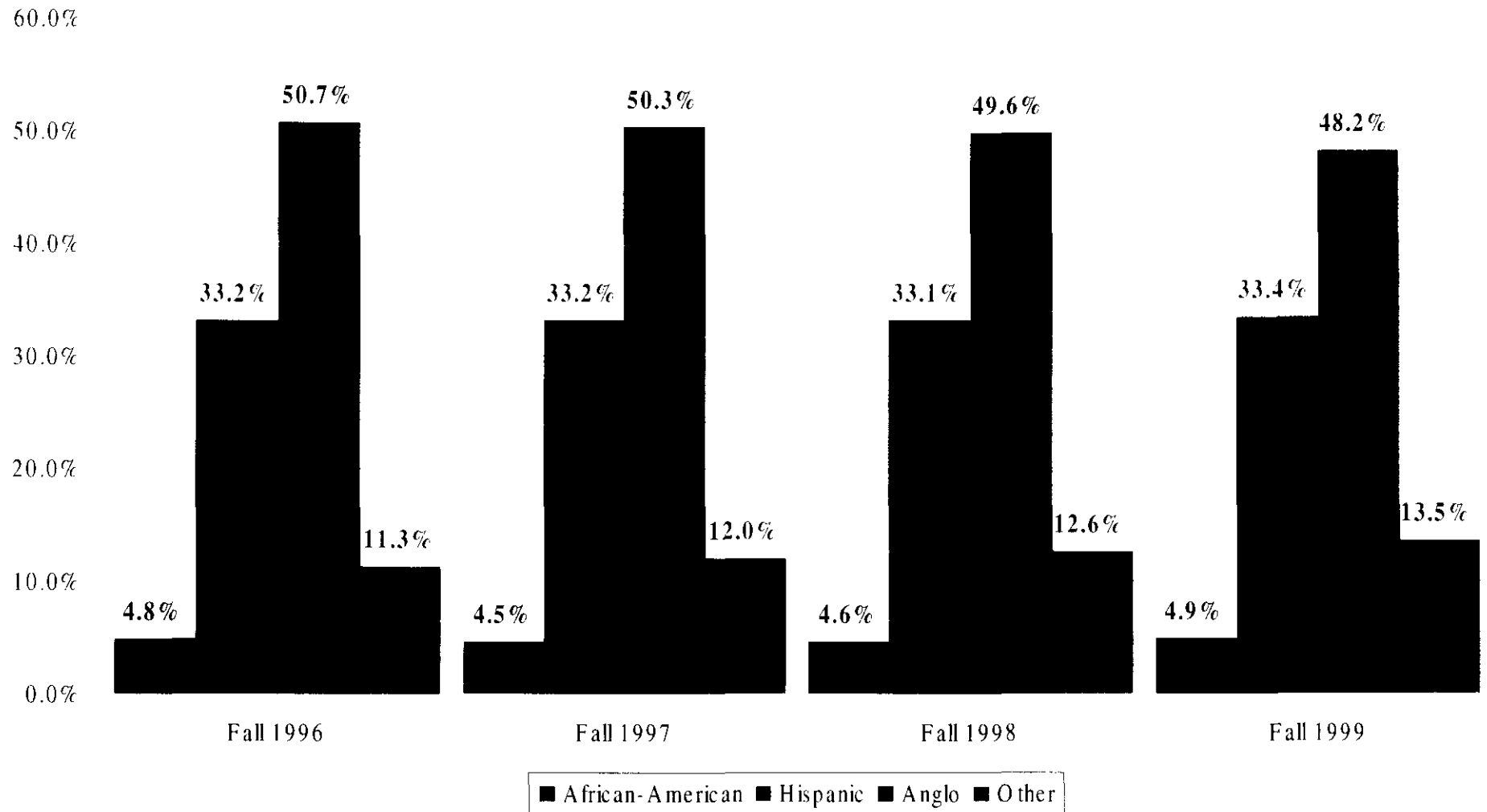
Fall 1999: Preliminary enrollment figures collected from the U.T. general academic institutions; all preliminary figures are subject to change.

**Notes:**

1) Undergraduate figures include freshman, sophomores, juniors, seniors, and postbaccalaureates.

2) "Other" includes American Indian, Asian, International, and Unknown/Not Reported students. (The "Unknown/Not Reported" ethnic category went into effect fall 1998.)

## U. T. System Undergraduate Enrollment 1996-1999 (Percentages)



**Source:**

Fall 1996, 1997, 1998: The Texas Higher Education Coordinating Board Certified Enrollment Figures

Fall 1999: Preliminary enrollment figures collected from the U.T. general academic institutions; all preliminary figures are subject to change.

**Notes:**

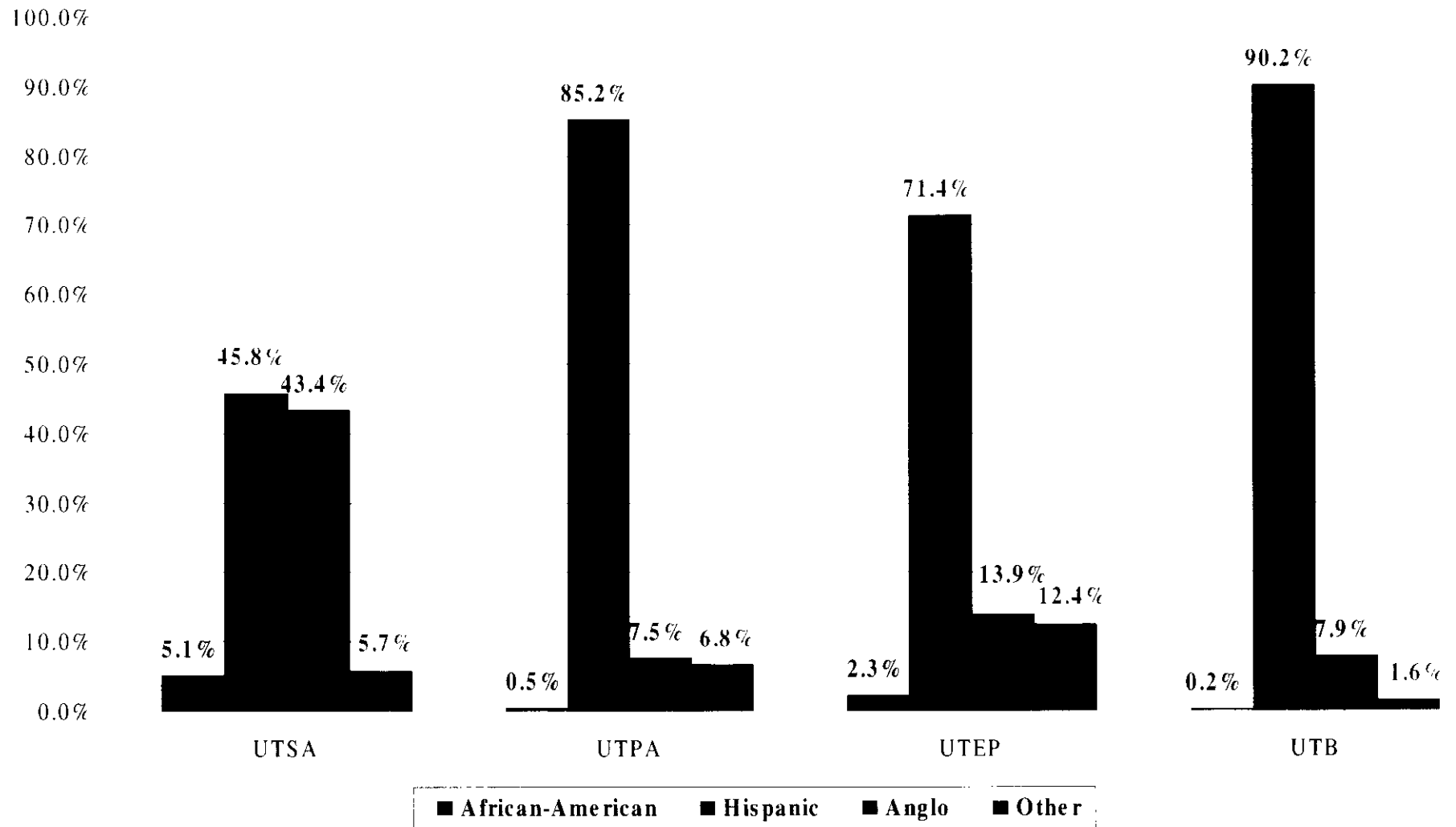
1) Undergraduate figures include freshman, sophomores, juniors, seniors, and postbaccalaureates.

2) "Other" includes American Indian, Asian, International, and Unknown/Not Reported students. (The "Unknown/Not Reported" ethnic category went into effect fall 1998.)

## **Notable minority increases for Fall 1999 include:**

- A 10% increase for both African-American and Hispanic students at U.T.-Arlington;
- A 19% increase of African-American students at U.T.-Dallas;
- A 9% increase of African-American students and a 5% increase of Hispanic students at U.T.-San Antonio; and
- An entering freshman class at U.T.-Austin with a 43% increase of African-American students and a 9% increase of Hispanic students.

## U. T. System Majority Minority Institutions Fall 1999 Undergraduate Enrollment



**Source:**

Fall 1996, 1997, 1998: The Texas Higher Education Coordinating Board Certified Enrollment Figures

Fall 1999: Preliminary enrollment figures collected from the U.T. general academic institutions; all preliminary figures are subject to change.

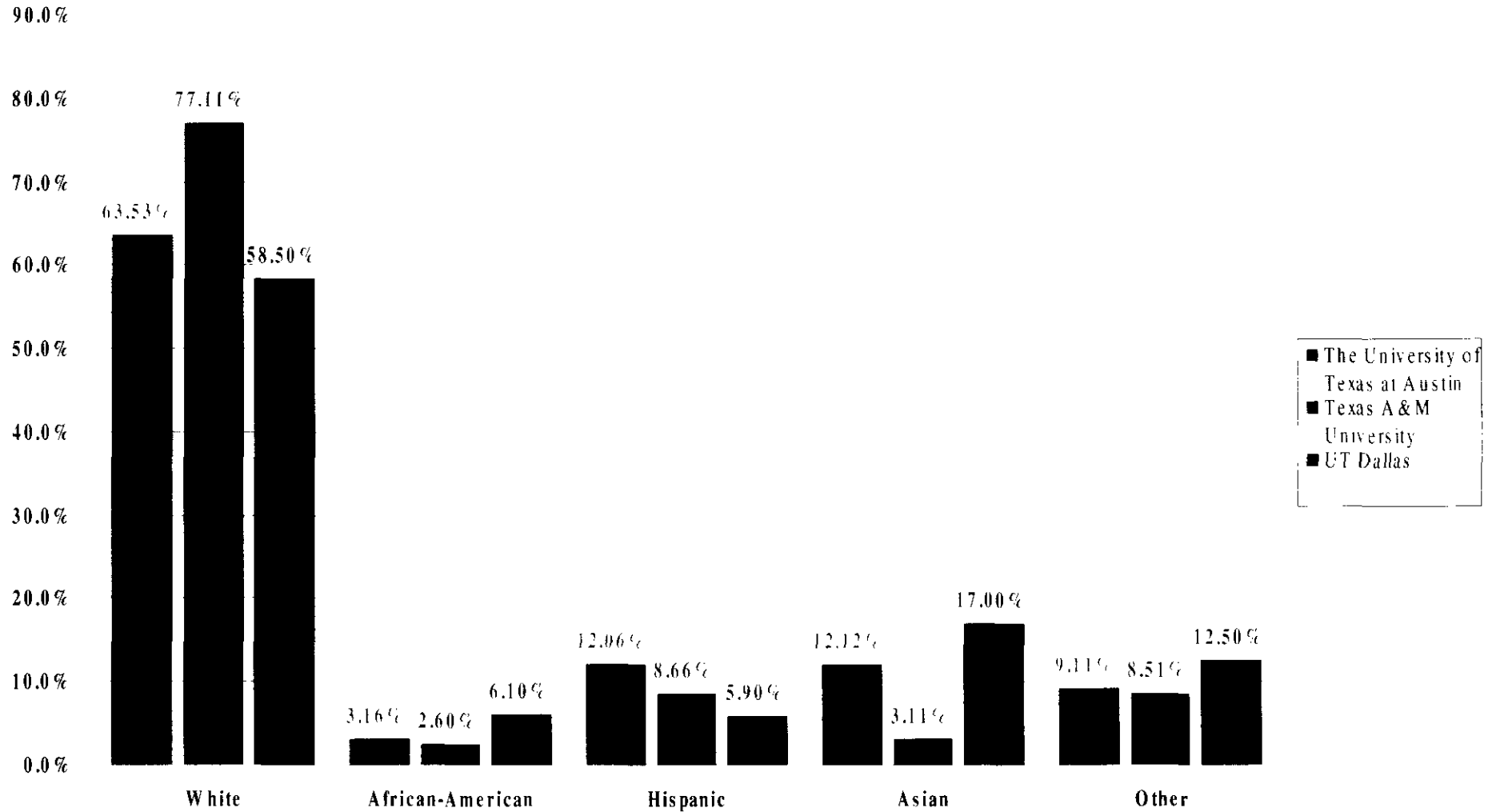
**Notes:**

1) Undergraduate figures include freshman, sophomores, juniors, seniors, and postbaccalaureates.

2) "Other" includes American Indian, Asian, International, and Unknown/Not Reported students. (The "Unknown/Not Reported" ethnic category went into effect fall 1998.)

3) U.T. Brownsville figures do not include Texas Southmost students.

## Enrollments at the Most Selective Public Institutions\*



\* Fall 1999 data: Census day enrollment figures from The University of Texas at Austin, The University of Texas at Dallas, and Texas A & M University