
THE UNIVERSITY OF TEXAS HEALTH SCIENCE CENTER AT TYLER ACCOUNTABILITY PROFILE

ABOUT UT HEALTH SCIENCE CENTER-TYLER

Mission:

To serve East Texas and beyond through excellent patient care and community health, comprehensive education, and innovative research.

UT HSC-Tyler's achievements include:

- Designation by the Texas Legislature in 2003 as the East Texas Center for Rural Geriatric Studies (now called the Center for Healthy Aging).
- Recognition for its care of cardiac and stroke patients by the American Heart Association/American Stroke Association's "Get With the Guidelines" program.
- Designation by the Texas Nurses Association in September 2006 as a "Nurse-Friendly" hospital.
- Providing a toll-free infectious disease consulting service to all Texas physicians and health care agencies.
- Receiving almost \$8 million from the NIH to study lung scarring which kills about 40,000 Americans each year.
- Being one of just 15 organizations to receive the first Children's Environmental Health Excellence Award from the Environmental Protection Agency. The award was given to UT HSC-Tyler's Southwest Center for Pediatric Environmental Health which educates health professionals and community groups about environmental health issues and their impact on children's health.
- In 2005, the Texas Legislature granted degree granting authority to UTHSCT. UTHSCT is currently developing its School of Health Professions. With funding assistance from the Legislature, UTHSCT plans to begin offering degrees by 2012. The UTHSCT degree programs will help develop a stronger health care workforce in East Texas that will meet current staffing needs in the region's health care market.
- UTHSCT has an accredited Family Medicine Residency Program that has produced doctors since 1988. The success of that program may be measured by the fact that eighty percent of the graduates of the UTHSCT Family Medicine Residency Program currently practice in Texas.

Education. Although UT HSC-Tyler does not currently grant degrees, it does provide leadership in the areas of graduate and post-graduate education, residency training, and continuing medical education for area physicians, nurses, and allied health professionals. UTHSCT has combined faculties and facilities with Stephen F. Austin State University to create graduate programs in Biotechnology and Environmental Science; students receive a master's degree from SFA. There are more than 20 residents in UTHSCT's Family Medicine Residency Program, which is a three-year, fully accredited residency training program. UT HSC-Tyler also offers residency training through its Occupational Medicine Residency and Pharmacy Programs.

Patient Care. UT HSC-Tyler serves more than 154,000 outpatient visits at its hospital, Emergency Care Center, and at more than 20 clinics. UTHSCT physicians are experts at treating chronic obstructive pulmonary disease, emphysema, asthma, and tuberculosis.

Research. At UTHSCT's Center for Pulmonary & Infectious Disease Control and Texas Lung Injury Institute, researchers work to further understand respiratory damage, disease, diagnosis and treatment. UT HSC-Tyler continues to increase its research expenditures, with more than \$13.7 million for FY 2008.

STUDENT SUCCESS

Although UT HSC-Tyler does not currently grant degrees, it does provide strong leadership in the areas of graduate and post-graduate education, residency training, and continuing medical education for area physicians, nurses, and allied health professionals. UTHSCT has combined faculties and facilities with Stephen F. Austin State University to create graduate programs in Biotechnology and Environmental Science; students receive a master's degree from SFA. There are more than 20 residents in UTHSCT's Family Medicine Residency Program, a three-year, fully accredited residency training program. UT HSC-Tyler also offers residency training through its Occupational Medicine Residency and Pharmacy Programs.

FACULTY, RESEARCH, AND TECHNOLOGY TRANSFER

Faculty From fall 2004 to fall 2008, the number of faculty declined by 21 (19.6%). Fewer than 63 percent of faculty were White in 2008, down from three-quarters in 2004. The proportion of Asian-American faculty increased by more than eight points to 27.9 percent. Proportions of African-American and Hispanic faculty also increased to 2.3 and 5.8 percent respectively. The proportion of female faculty declined more than four points to 24.4 percent.

Research In FY 2008, 28 of 33 FTE faculty (85%) at UT HSC-Tyler were principle investigators on 58 extramural grants. The number of grants, the number of faculty holding grants, and the proportion of faculty holding grants have all increased since FY 2004. UT HSC-Tyler's total research expenditures for FY 2008 were \$13.7 million, a 34 percent increase over FY 2004. This total included more than \$6.4 million in federal research funding, a 38 percent increase over FY 2004.

Federal dollars made up 47 percent of UTHSCT's research expenditures for FY 2008 and were the largest single source of research expenditures for UTHSCT. Grants from the NIH made up more than 87 percent (\$5.6 million) of that federal funding.

In 2007-08, UT HSC-Tyler had 52,812 square feet of space for research, not including clinical trials. This is 562 square feet per faculty member; faculty conduct \$259 of research expenditures (including clinical trials) per square foot of research space.

Technology Transfer UTHSCT's technology transfer enterprise is in its initial phases. Over the last five years, UTHSCT has reported five new invention disclosures, one patent issued, and \$90 thousand in gross revenue from intellectual property.

UT HSC-Tyler has worked closely with the Tyler Chamber of Commerce and the Economic Development Council to develop a biotechnology incubator on property adjacent to the campus.

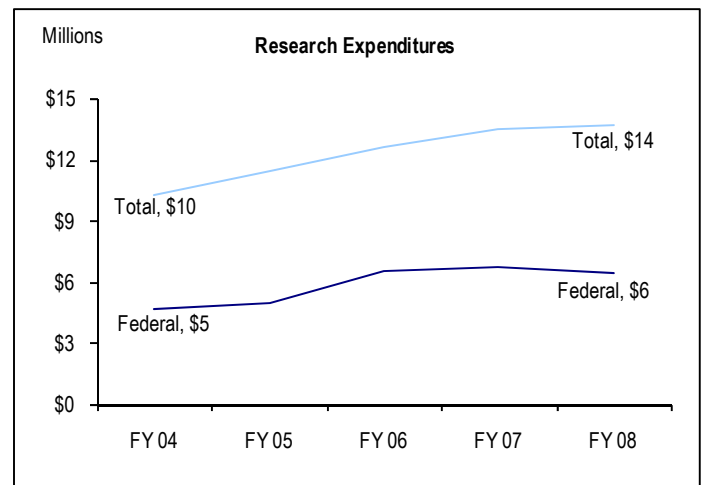
Faculty Headcount

	Fall 2004	2008
Total	107	86
Other Prof'l	107	86
% Female	29.0%	24.4%
White	74.8%	62.8%
African-Am.	1.9%	2.3%
Hispanic	3.7%	5.8%
Asian-Am.	19.6%	27.9%

UTHCT does not have Tenured or Tenure-Track faculty

Faculty Research

	03-04	07-08	Change
# grants	37	58	56.8%
# NT research faculty holding grants	23	28	21.7%
% NT research faculty holding grants	71.9%	84.8%	13.0



HEALTH CARE

With more than 20 outpatient clinics, a hospital, and an Emergency Care Center, faculty at UT HSC-Tyler handled 154,397 outpatient visits and more than 2,512 hospital admissions and 12,941 hospital days in FY 2007. The number of hospital days dropped by more than half and the number of hospital admissions declined by one third. This has led to a drop in gross patient charges (-31%) and net patient revenues (-15%).

In 2007-08, the campus had 24 residents in two accredited programs. Residents in the programs are receiving education and experience as medical professionals. At the same time, they are contributing to the health of this underserved region.

Twenty-one percent of the more than 190,000 people – and around 30 percent of the African-American and Hispanic population – in the Tyler area were uninsured. In FY 2007, UT HSC-Tyler had less than \$1 million in unsponsored charity care charges, an 87 percent decline since FY 2003.

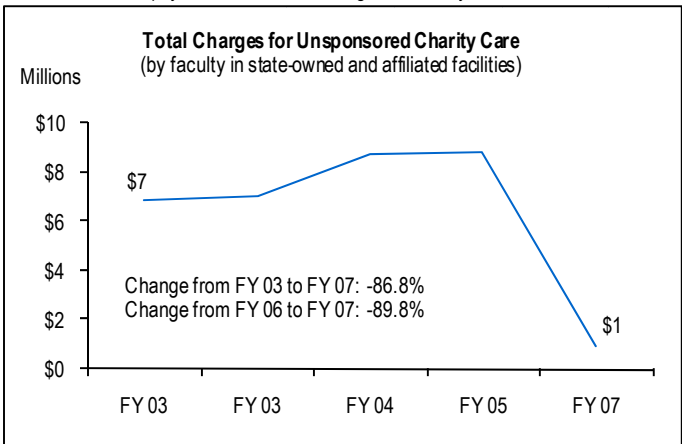
After making significant changes to processes and structures within each area to address customer satisfaction issues, UTHSCT's patient satisfaction increased in all three services during FY 2008: inpatient (88.5), ER (90.5), and medical practice (88.0).

Clinical and Hospital Care by UTHSCT Faculty

	FY 03	FY 07	% Change
SO Hospital Admissions	3,765	2,512	-33.3%
SO&A Hospital Days	26,942	12,941	-52.0%
Outpatient Visits in SO&A Facilities	119,515	154,397	29.2%
Charity Care in SO&A Facilities ¹	\$7 M	\$1 M	-86.8%
Charity Care at UTHSCT hospitals	\$14 M	\$19 M	33.6%
Gross Patient Charges per FTE			
Clinical Faculty	\$481,916	\$334,328	-30.6%
Net Patient Revenues per FTE			
Clinical Faculty	\$162,839	\$138,736	-14.8%

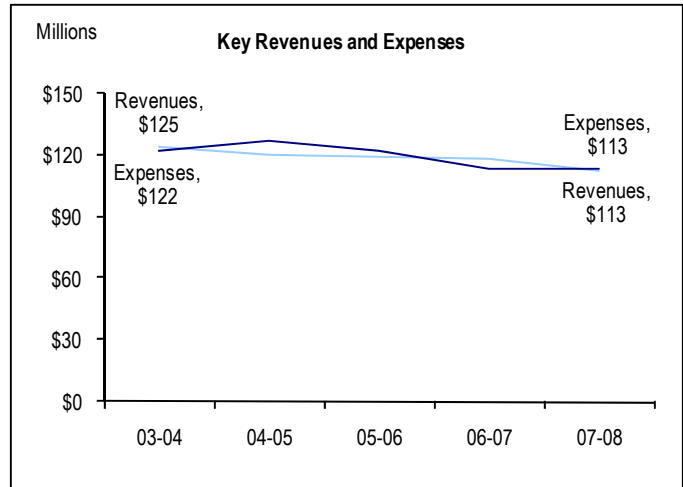
Notes: SO = State-Owned SO&A = State-Owned & Affiliated

¹The overall decline in the amount of unsponsored charity care by faculty reported in FY 06-07 is the result of physician UPL payments which offset the amount of unsponsored charity care. The payments received in FY 06-07 included one-time payment for services dating back to May 1, 2004.



RESOURCES, EFFICIENCY, AND PRODUCTIVITY

UT HSC-Tyler's revenues have declined by 9 percent since FY 2004, from \$124.5 million to \$113.0 million. This trend was led by declines in revenues from sales and services of hospitals (-19%) and physician fees (-21%). There was an 80 percent increase in state appropriations. Expenses related to hospitals and clinics (59% of all expenses for UTHSCT) have declined 21 percent, resulting in a 7.5 percent decline in total expenses despite increasing expenses in other areas.



With respect to clinical care, UTHSCT is a small, rural provider in an extremely competitive health care market in East Texas. The UT Health Science Center at Tyler does not have traditional students, but its research and educational activities continue to experience growth.

The challenges faced by UTHSCT in clinical care require that the institution operate differently than larger academic medical centers, which are located in major markets and/or have more diversified revenue streams. Keeping this in mind, UTHSCT is proud that it has positive operating margins under these circumstances, and fully expects to continue to achieve its budget target.

Administrative costs have risen by less than 1 percent since FY 2004, and the proportion of total expenses has increased by half a point to 7.6 percent. The FY 2008 administrative costs were down more than 11 percent from FY 2007, and the proportion of the budget declined by almost a full point. UTHSCT's 2007 energy use increased by 35 percent since 1998 and by 25 percent since 2003.

Philanthropy Despite increases to five-year highs in gifts from foundations, corporations, and others, UTHSCT's donor support was down more than 10 percent because of a 39 percent decline in gifts from individuals. Gifts from individuals made up half of all donor support in FY 2008.

The value of UTHSCT's endowment has increased by one third. As of August 31, 2008, the value of the endowment was \$42.1 million.

Donor Support (thousands)

	FY	2004	2008	% Change
Individuals		\$1,787	\$1,096	-38.7%
Foundations		\$559	\$767	37.2%
Corporate		\$83	\$173	108.4%
Others		\$23	\$155	573.9%
Total		\$2,452	\$2,191	-10.6%

UT HSC-Tyler Peer Comparison

	UT HSC-Tyler	Broadlawn Med Ctr, Des Moines, IA	LSU HCSD-Univ Med Ctr, Lafayette, LA	Nashville Gen Hosp at Meharry, Nashville, TN	Natividad Med Ctr, Salinas, CA
Staffed Beds	116	89	114	117	137
Discharges	2,914	3,828	5,821	5,154	7,416
Inpatient Days	14,822	17,129	31,966	23,658	31,067
Emergency Dept.	11,242	28,027	41,569	31,130	28,970
Emgcy Dept. % of Total	12%	23%	25%	43%	21%
All Other Outpatient #	85,636	91,309	122,539	42,006	106,116
All Other Outpatient %	88%	77%	75%	85%	79%
Discharges by Payer Source					
Medicare - #	1,589	671	598	652	928
Medicare - %	55%	18%	10%	13%	13%
Medicaid - #	326	918	1,900	2,252	4,475
Medicaid - %	11%	24%	33%	44%	60%
Commercial - #	517	598	236	842	1,065
Commercial - %	18%	16%	4%	16%	14%
Uninsured - #	482	1,643	2,784	1,244	728
Uninsured - %	17%	43%	48%	24%	10%
Other - #	0	0	303	164	220
Other - %	0%	0%	5%	3%	3%
TOTAL	2,914	3,830	5,821	5,154	7,416
Gross Charges by Payer Source					
Medicare - \$	\$80,347,934	\$12,206,320	\$17,789,745	\$18,169,635	\$49,536,527
Medicare - %	51%	12%	14%	13%	17%
Medicaid - \$	\$18,992,395	\$21,626,776	\$38,662,933	\$48,069,143	\$150,598,395
Medicaid - %	12%	22%	30%	35%	51%
Commercial - \$	\$33,126,319	\$7,411,877	\$6,894,981	\$7,615,258	\$4,871,918
Commercial - %	21%	8%	5%	6%	17%
Uninsured - \$	\$22,596,314	\$56,959,031	\$65,357,831	\$45,212,776	\$34,844,385
Uninsured - %	14%	58%	51%	33%	12%
Other - \$	\$1,336,237	\$0	\$0	\$17,833,842	\$9,055,676
Other - %	1%	0%	0%	13%	3%
TOTAL	\$156,399,199	\$98,204,004	\$128,705,490	\$136,900,654	\$292,754,166
Net Revenues by Payer Source					
Medicare - \$	\$17,517,397	\$7,247,515	\$8,854,691	\$8,622,197	\$11,605,249
Medicare - %	23%	9%	9%	14%	13%
Medicaid - \$	\$5,554,788	\$13,152,609	\$86,160,389	\$6,472,058	\$50,022,504
Medicaid - %	7%	16%	84%	10%	54%
Commercial - \$	\$13,034,316	\$2,912,239	\$2,336,975	\$2,954,926	\$18,261,379
Commercial - %	17%	4%	2%	5%	20%
Uninsured - \$	\$252,171	\$9,869,758	\$867,260	\$1,085,688	\$1,271,610
Uninsured - %	0%	12%	1%	2%	1%
Other - \$	\$418,835	\$0	\$0	\$6,326,912	\$1,003,572
Other - %	1%	0%	0%	10%	1%
State/Local Subs - \$	\$39,069,206	\$47,718,435	\$4,243,749	\$37,553,542	\$10,621,232
State/Local Subs - %	52%	59%	4%	60%	11%
TOTAL	\$75,846,713	\$80,900,556	\$102,463,064	\$63,015,323	\$92,785,546

Notes on residency programs and research at these institutions:
 Broadlawn Medical Center: Family Medicine Residency Program; no research.
 LSU – University Medical Center: Several Residency Programs, including Family Practice; no research.
 Nashville General Hospital at Meharry: As an affiliated hospital, Nashville General is rounding site for Vanderbilt Medical Center’s surgical residents; no research.
 Natividad Medical Center: Family Medicine Residency Program, no research.

