

THE UNIVERSITY OF TEXAS SYSTEM POLICE



The University of Texas at Arlington

The University of Texas at Austin

The University of Texas at Brownsville

The University of Texas at Dallas

The University of Texas at El Paso

The University of Texas - Pan American

The University of Texas of the
Permian Basin

The University of Texas at San Antonio

The University of Texas at Tyler

The University of Texas
Southwestern Medical Center at Dallas

The University of Texas
Medical Branch at Galveston

The University of Texas
Health Science Center at Houston

The University of Texas
Health Science Center at San Antonio

The University of Texas
M.D. Anderson Cancer Center

The University of Texas
Health Science Center at Tyler

ANNUAL REPORT

2008

2008
ANNUAL REPORT

THE UNIVERSITY OF TEXAS SYSTEM
OFFICE OF THE DIRECTOR OF POLICE

JOHN T. SLETTEBO, DIRECTOR

TABLE OF CONTENTS

INTRODUCTION.....	2
HIGHLIGHTS.....	3
GENERAL CRIME INFORMATION	
<i>Criminal Offenses 2005 - 2008</i>	4
<i>Crime Clearance Rates</i>	4
INDEX CRIME RATE	
<i>Crime Rate by Offense</i>	5
DRUG AND ALCOHOL RELATED OFFENSES.....	5
CRIMES AGAINST PROPERTY AND CRIMES AGAINST PERSONS	
<i>Crimes Against Property</i>	6
<i>Crimes Against Persons</i>	6
VALUE OF STOLEN AND RECOVERED PROPERTY	
<i>State Property Stolen vs. Private Property Stolen</i>	7
<i>Recovered Property Value vs. Stolen Property Value</i>	7
BURGLARY AND THEFT TARGETS.....	8
MOTOR VEHICLE THEFT.....	8
CRIMINAL MISCHIEF OFFENSES.....	9
ARRESTS ON CAMPUS	
<i>Arrest Trends 2005 - 2008</i>	9
PERSONNEL	
<i>Attrition Rate 2005 - 2008</i>	10
<i>2008 Distribution of Police Personnel by Rank</i>	10
DEMOGRAPHIC INFORMATION	
<i>Ethnic Distribution of Licensed Police Officers</i>	11
<i>Ethnic Distribution of Supervisory Police Personnel</i>	11
SYSTEM CRIME STATISTICS	
<i>The University of Texas System</i>	12
CAMPUS CRIME STATISTICS	
<i>U.T. Arlington</i>	18
<i>U.T. Austin</i>	24
<i>U.T. Brownsville</i>	30
<i>U.T. Dallas</i>	36
<i>U.T. Southwestern Medical Center at Dallas</i>	42
<i>U.T. El Paso</i>	48
<i>U.T. Medical Branch at Galveston</i>	54
<i>U.T. Health Science Center at Houston</i>	60
<i>U.T. M.D. Anderson Cancer Center at Houston</i>	66
<i>U.T. Pan American</i>	72
<i>U.T. Permian Basin</i>	78
<i>U.T. San Antonio</i>	84
<i>U.T. Health Science Center at San Antonio</i>	90
<i>U.T. Tyler</i>	98
<i>U.T. Health Science Center at Tyler</i>	104



INTRODUCTION

The University of Texas System Office of the Director of Police has produced an annual crime report since 1969 and we are pleased to present the 2008 edition. It is our hope that readers of the report will find the information useful by providing a comprehensive analysis of law enforcement and other police service activities within the U.T. System.

The information contained in this report was collected and reported by the 14 institution police departments and reflects not only criminal activities but also includes other services provided by the departments. The statistical data can be helpful in assessing both the occurrence of and police response to crime on our campuses. The fact that institution police departments deal daily with crime does not mean they have unlimited resources to prevent, reduce, or deter it. The most effective approach is a combined effort with the public toward removing the factors and conditions which contribute to crime.

The institution police departments collect this information in compliance with various provisions of the U.S. Department of Education's Jeanne Clery Disclosure of Campus Security Policy and Campus Crime Statistics Act and participation in the Federal Bureau of Investigation's Uniform Crime Reporting (UCR) program. To track variations in crime, UCR uses a statistical summary tool referred to as the Crime Index. This is the number of crimes committed per 100,000 population. Rather than collect reports of all crimes committed in a particular year, UCR collects the reports of seven index crimes. The crimes in this group are all serious, either by their nature or because of the frequency with which they occur. Crimes within this index can be further categorized as violent crimes, which include murder, sexual assault, robbery, and aggravated assault, or as property crimes, which include burglary, theft and motor vehicle theft.

The statistics gathered by institution police departments are used to project a system-wide picture of crime, however, an awareness of factors which influence crime statistics is necessary in order to draw fair conclusions. The crime experience of each campus is unique to that jurisdiction. Therefore, comparisons between campuses should not be made without careful analysis of other contributing factors. As readers examine the crime statistics and other data collected in this report they are cautioned to be aware of many conditions which affect types and volume of crime occurring within U.T. System jurisdictions. These include:

- The willingness to report crimes occurring on campus;
- The crime rate of the surrounding area;
- Personnel strength of each institution police department;
- Policies and effectiveness of the prosecuting officials and courts within each institution's jurisdiction; and
- Administrative and investigative efficiency of institution police departments.



HIGHLIGHTS FOR 2008

- The total campus population for U. T. System increased 1.4 percent from 2007.
- The jurisdiction of U. T. System increased nearly 1.7 percent in acreage and nearly 12 percent in building square footage.
- The U. T. System recorded 2,619 index crimes, an increase of less than one percent from 2007, resulting in an index crime rate of 940.0. There were 1,093,428 index crimes reported to law enforcement agencies throughout the State of Texas during 2008, a 1.2 percent decrease from 2007 with an index crime rate of 4494.7.
- 74 crimes against persons (Murder, Rape, Robbery, and Aggravated Assault) were reported, a 3.9 percent decrease from 2007. The State of Texas reported a 1.2 percent increase during 2008. In addition, 277 simple assault offenses (a non-aggravated injury) were reported to the campuses.
- 2,545 crimes against property (Burglary, Theft, and Auto Theft) were reported, a less than one percent increase from 2007. The State of Texas experienced a 1.5 percent decrease in property crimes during 2008.
- Property crimes accounted for 97 percent of all index crimes committed within the U. T. System. The total value of stolen property was \$1,852,255, a less than one percent increase from 2007.
- Officers wrote 118,009 citations, including 98,951 parking citations. Officers investigated 1,143 motor vehicle crashes.
- 2,970 persons were arrested or charged with an offense on the campuses. 60.6 percent were non-students and 3 percent were under the age of eighteen.
- There were 591 Criminal Mischief offenses reported, a 12.3 percent decrease.
- The number of Alcohol and Drug related offenses increased 4.5 percent from 2007.
 - 204 Controlled Substance offenses were reported.
 - 342 Driving While Intoxicated offenses were reported.
 - 832 Liquor Law Violations offenses were reported.
 - 415 Public Intoxication offenses were reported.
- Officers responded to 1,393,313 calls for service, a 7.1 percent increase from 2007.
 - These activities included making 105,292 personnel security escorts, assisting with 114,053 building entries, conducting 1,487 crime prevention related activities, and responding to 480,871 miscellaneous public assistance calls.
 - In addition, officers discovered and locked 103,026 unsecured doors, responded to 34,296 fire and intrusion alarms, and responded to 170 actual fires on campus.
- The departments assisted other law enforcement agencies on 1,469 occasions and officers responded to 8,922 suspicious person calls.

As our crime statistics reflect, the U.T. System institutions experience some of the lowest crime rates in the nation. While U.T. System police personnel work diligently to protect lives and property, they are only partially responsible for the low crime rate. We recognize and appreciate the critical role students, faculty and staff play in reducing the opportunities for criminal activity and reporting suspicious activity.

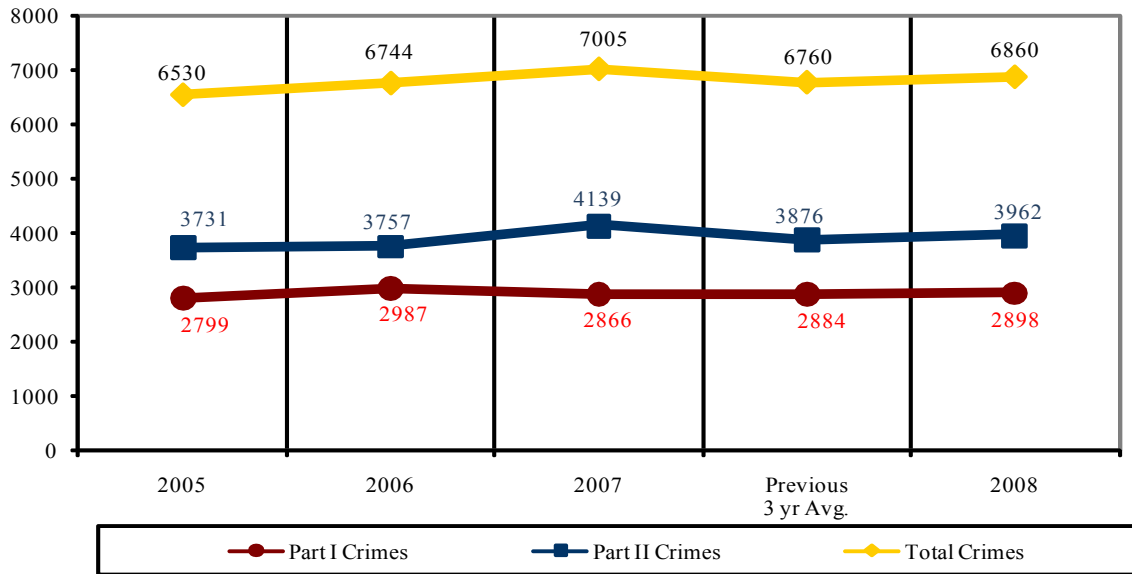


GENERAL CRIME INFORMATION

The chart below shows the number of criminal offenses reported to institution police departments for the period of 2005-2008. The offenses include both Part I and Part II Crimes.

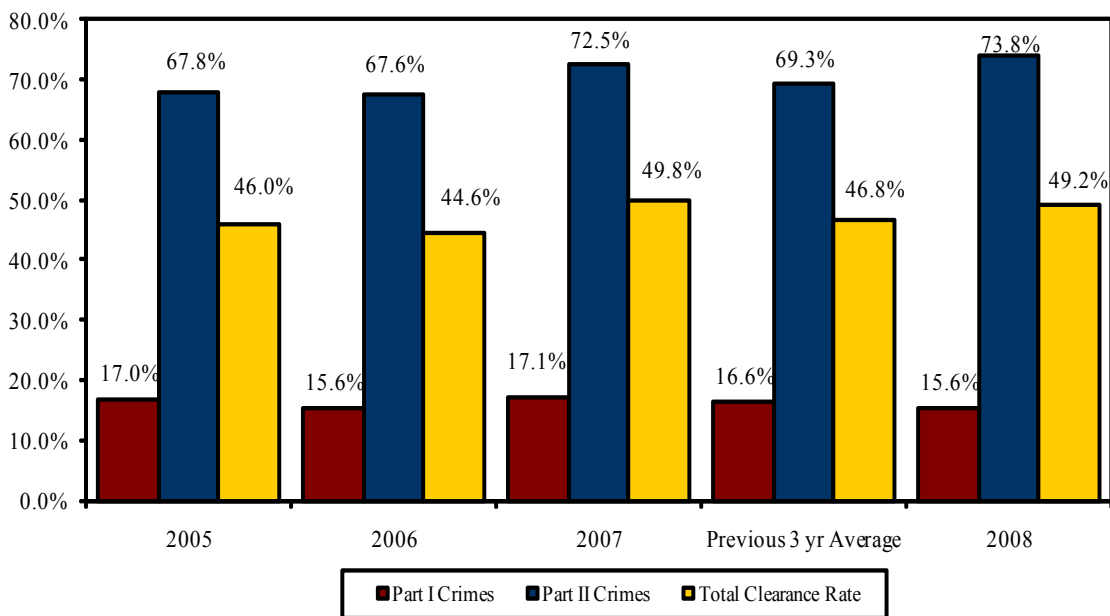
During 2008, there was a 1.5 percent increase on the total crime over the previous 3 year average. During 2008, Part I Crimes increased 0.5 percent and Part II Crimes increased by 2.2 percent over the previous 3 year average. Part I Crimes in the State of Texas decreased 0.5 percent below the previous 3 year average. The state does not report Part II crimes.

Criminal Offenses 2005 - 2008



Crime Clearance Rates

In 2008, the total clearance rate for the U.T. System Police was 49.2 percent. This was a 5.1 percent increase over the previous 3 year average.



INDEX CRIME RATE

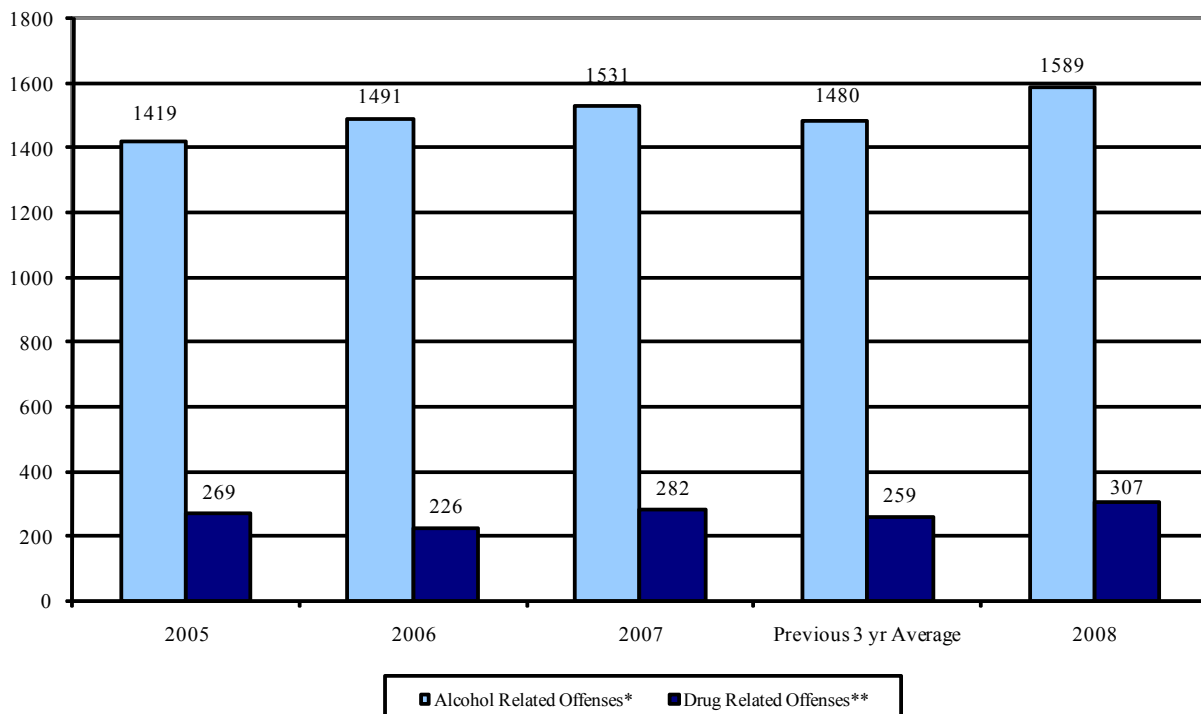
The Index Crime Rate is defined as the number of Part I Crimes committed per 100,000 population. This allows comparisons of crime rates between periods of time to be made without being affected by population fluctuations.

Crime Rate by Offense

Offense Type	Offense	2007		2008	
		State of Texas	U.T. System	State of Texas	U.T. System
VIOLENT CRIME	Murder	5.9	0	5.6	0
	Rape	35.3	4.8	32.9	3.6
	Robbery	162.2	4.8	155.2	5.4
	Aggravated Assault	307.8	18.9	314.4	17.6
	Violent Crime Total	511.2	28.5	508.2	26.6
PROPERTY CRIME	Burglary	955.2	69.6	946.5	76.0
	Theft	2771.4	840.4	2688.9	817.7
	Motor Vehicle Theft	393.3	30.4	351.1	19.7
	Property Crime Total	4119.9	940.4	3986.6	913.4
INDEX CRIME RATE TOTAL		4631.1	968.9	4494.7	940.0

DRUG AND ALCOHOL RELATED OFFENSES

During the previous three years, the number of alcohol related offenses averaged 1480 per year and the number of drug related offenses averaged 259 per year. During 2008, there were 1589 alcohol related offenses (7.4 percent above 3 year average), and there were 307 drug related offenses (18.5 percent above the 3 year average).



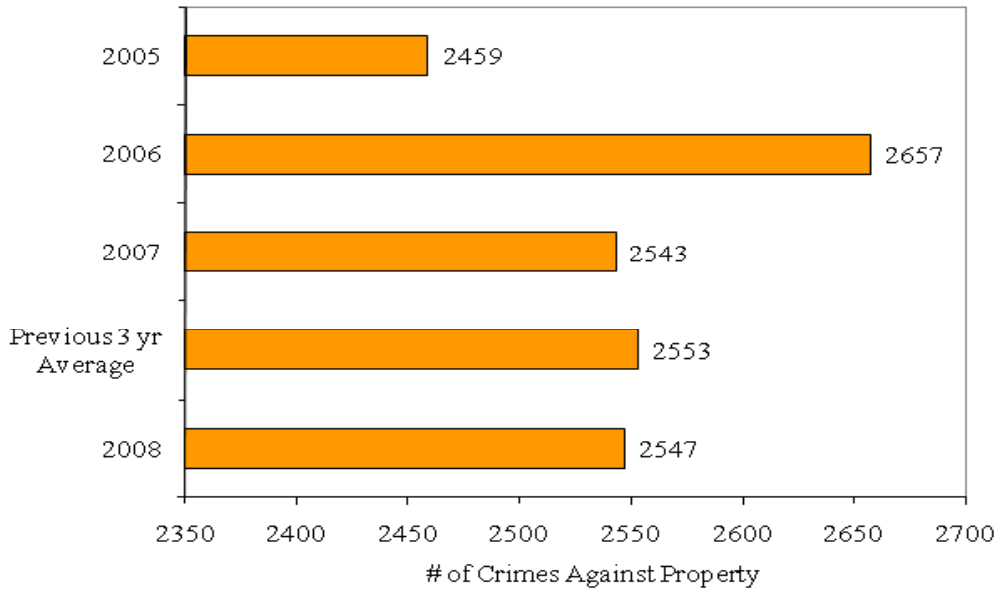
* DWI, Liquor Law Violations and Public Intoxication ** Possession of Controlled Substances and Paraphernalia



CRIMES AGAINST PROPERTY & CRIMES AGAINST PERSONS

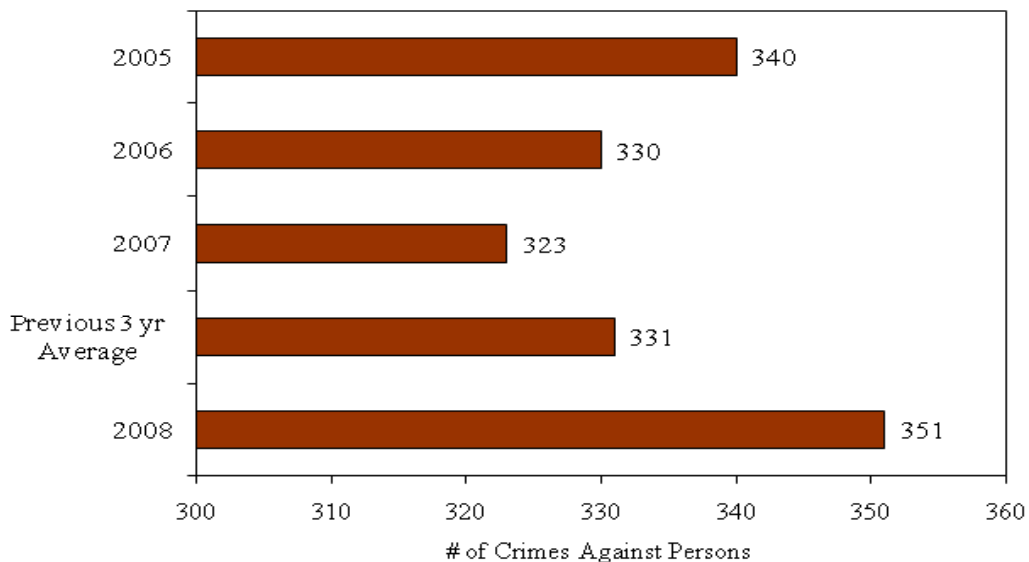
Crimes Against Property

Crimes Against Property (Burglary, Theft, Auto Theft, and Arson) averaged 2553 per year during the 3 year period 2005 - 2007. During 2008 there was a 0.2 percent decrease below the 3 year average.



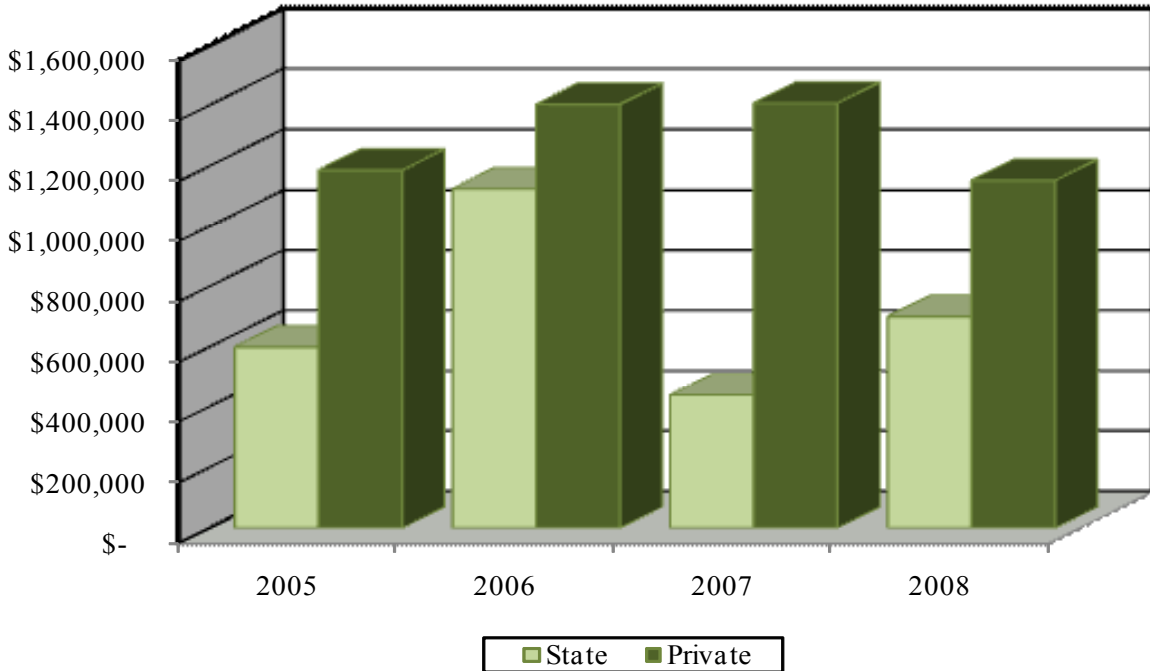
Crimes Against Persons

Crimes Against Persons (Murder, Sexual Assault, Robbery, Aggravated Assault and Simple Assault) averaged 331 per year during the 3 year period 2005 - 2007. During 2008, there was a 6.0 percent increase above the 3 year average.

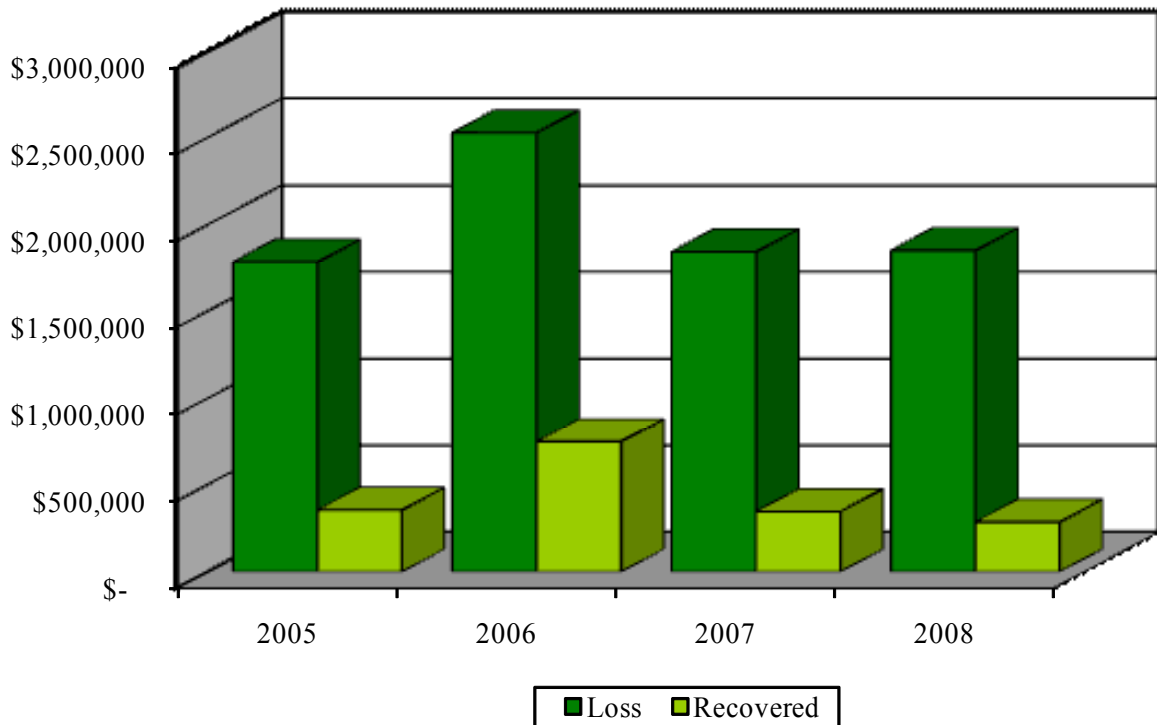


VALUE OF STOLEN AND RECOVERED PROPERTY

State Property Stolen vs. Private Property Stolen

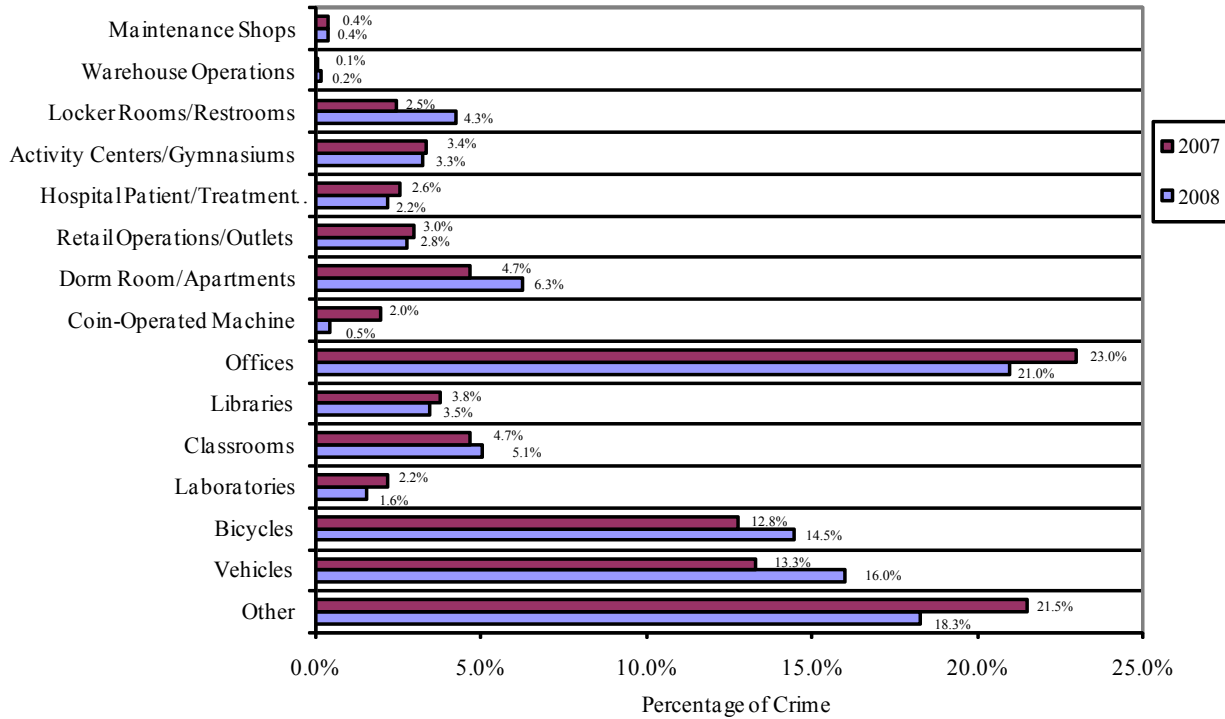


Total Property Loss Value vs. Total Property Recovered Value



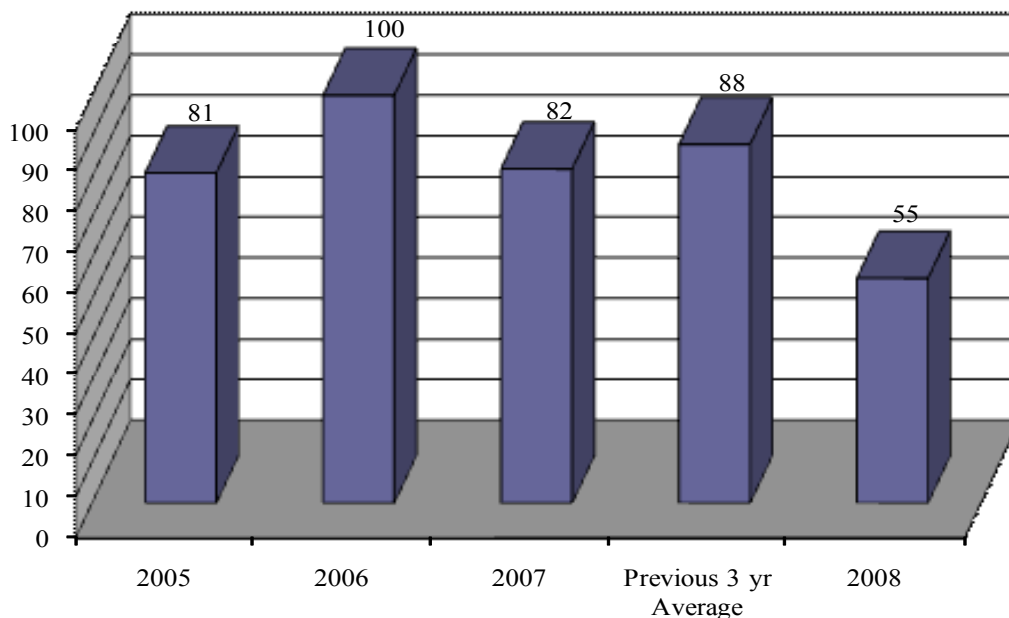
BURGLARY AND THEFT TARGETS

In 2007, burglaries and thefts (excluding auto thefts), accounted for 2457 of the total Part I Crimes. In 2008, this figure increased to 2490, a 1.3 percent increase. In 2008, 21.0 percent of these offenses involved offices.



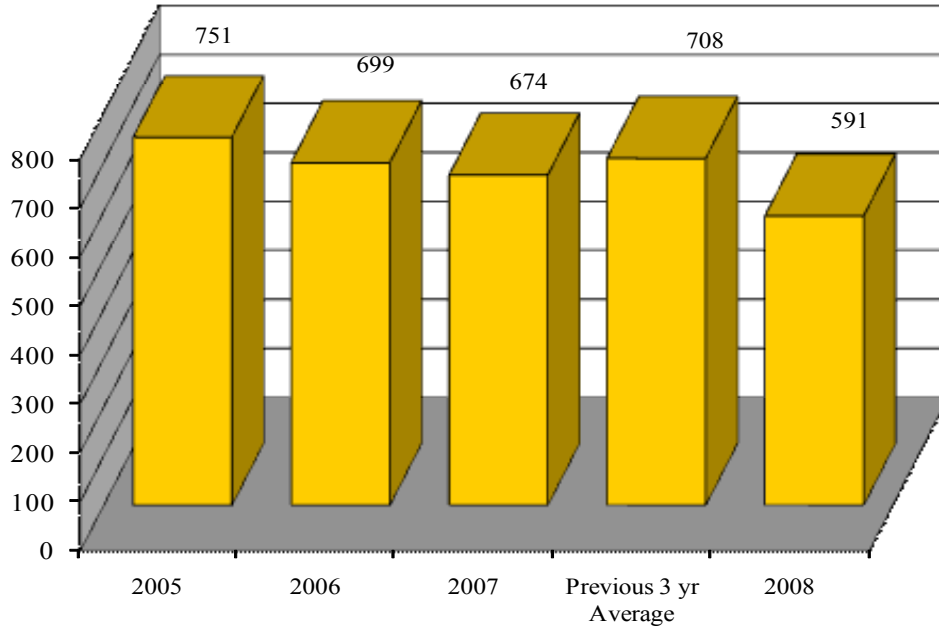
MOTOR VEHICLE THEFT

Within the U.T. System, motor vehicle thefts averaged 88 per year from 2005 to 2007. During 2008, motor vehicle thefts decreased 37.5 percent below the previous 3 year average. In the State of Texas, motor vehicle thefts decreased 9.2 percent from 2007.



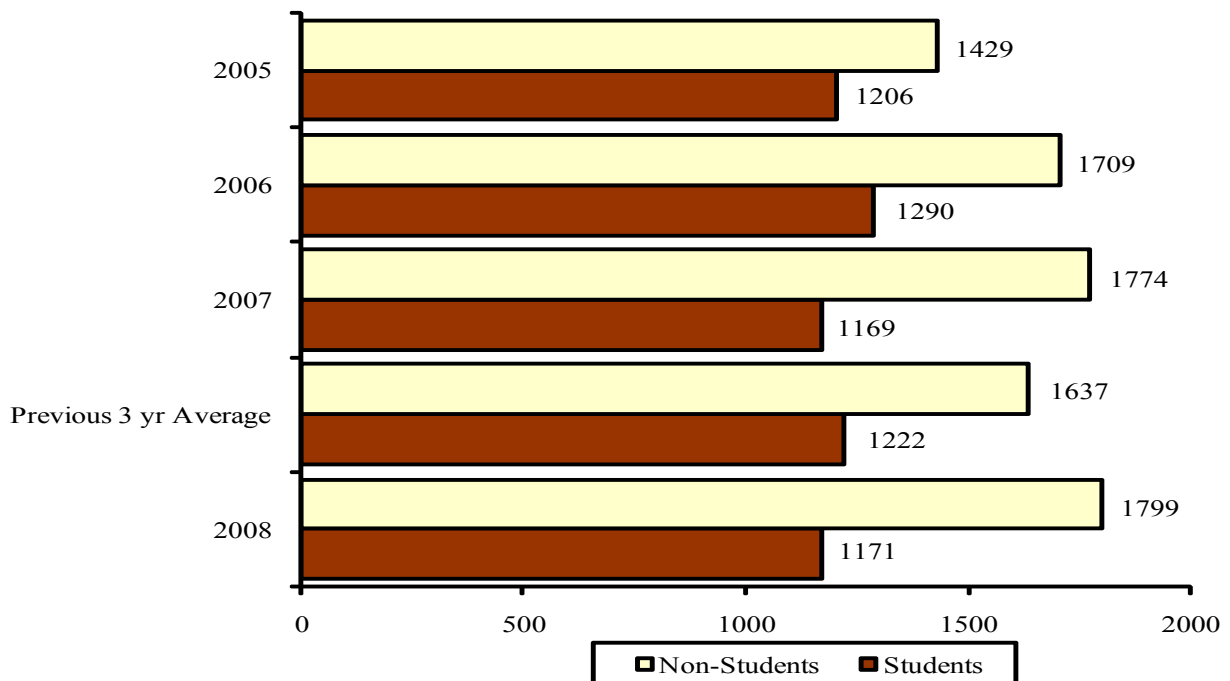
CRIMINAL MISCHIEF OFFENSES

Criminal mischief offenses involve the intentional damage or destruction of property. The most common criminal mischief offenses occurring on campus involve graffiti and damage to vehicles. There was a 16.5 percent decrease in 2008 below the previous 3 year average.



ARRESTS ON CAMPUS Arrest Trend 2005 - 2008

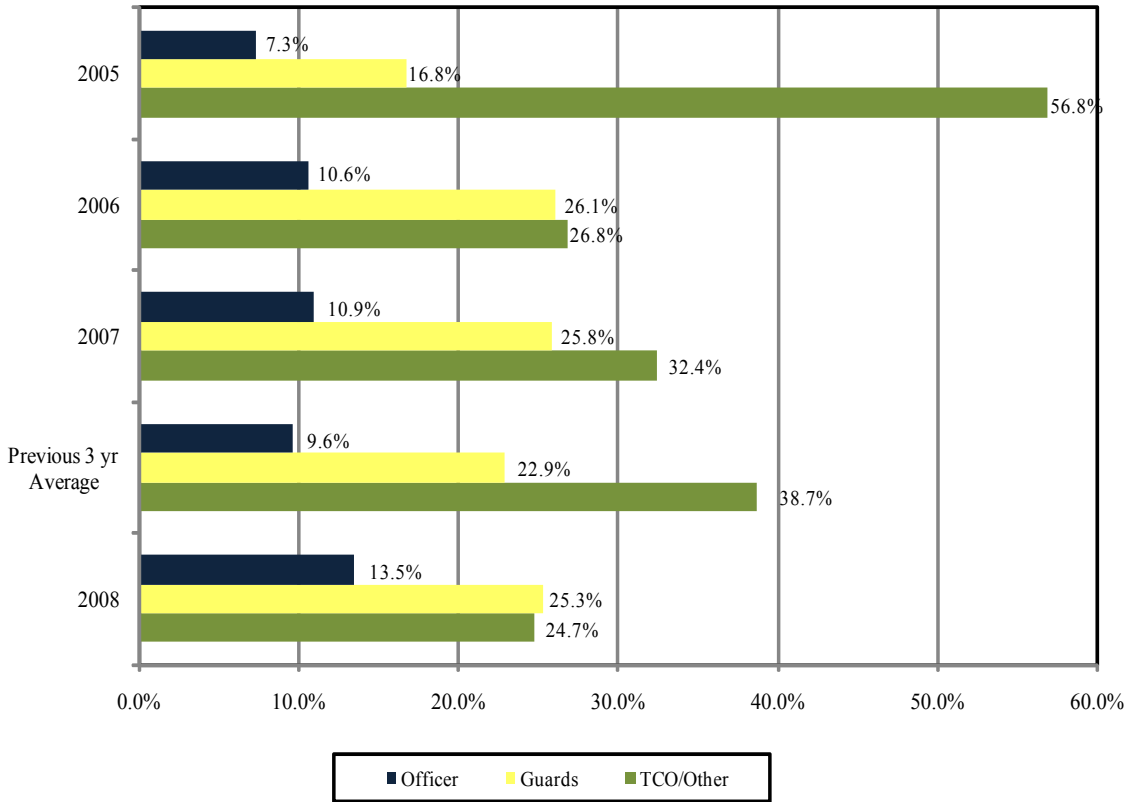
The number of individuals arrested or taken into custody increased 0.9 percent from 2007 to 2008, and was 3.9 percent above the previous 3 year average.



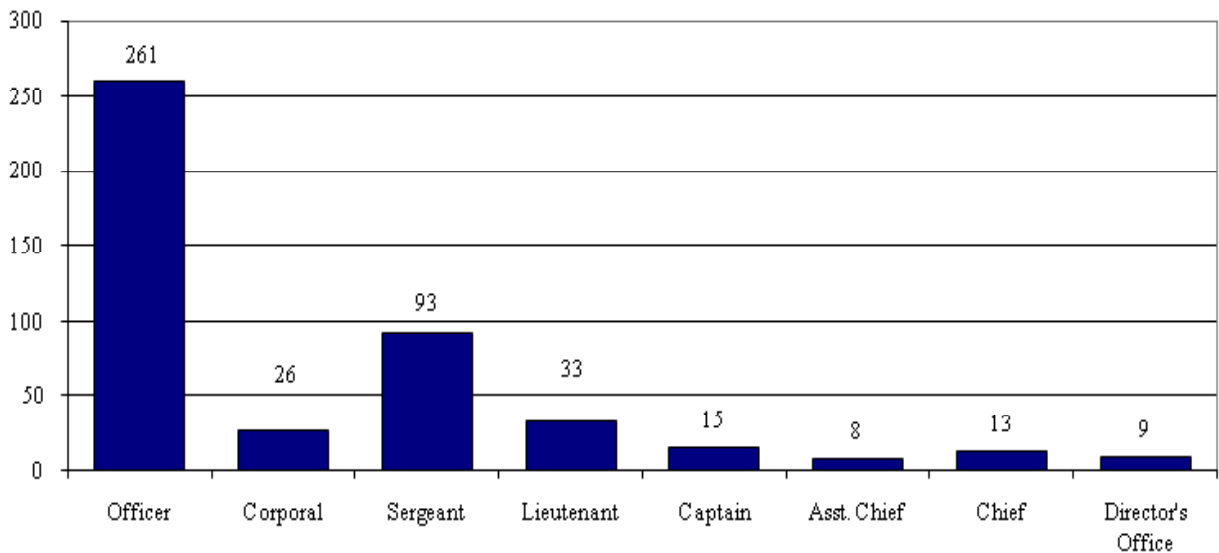
PERSONNEL

In 2008, the Officer attrition rate was 13.5 percent, which was a 40.6 percent increase over the previous 3 year average. In 2008, the Guard attrition rate was 25.3 percent, which was a 10.5 percent increase over the previous 3 year average. In 2008, the Telecommunications Operator/Other attrition rate was 24.7 percent, which was a 36.2 percent decrease below the previous 3 year average.

Attrition Rate 2005 - 2008

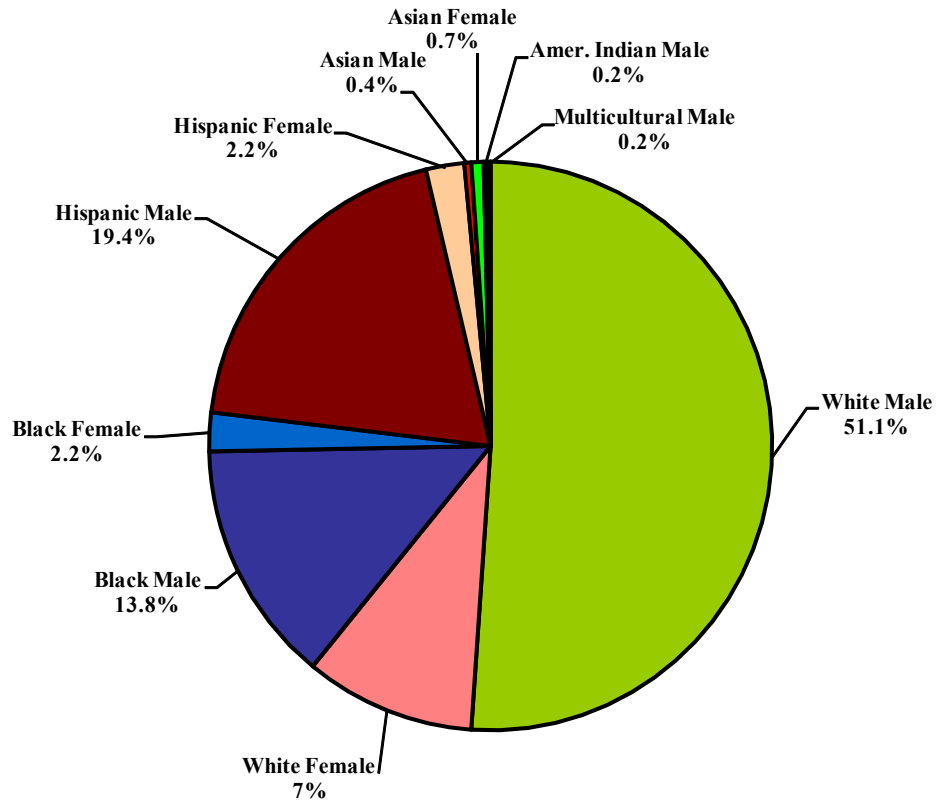


2008 Distribution of Police Personnel by Rank

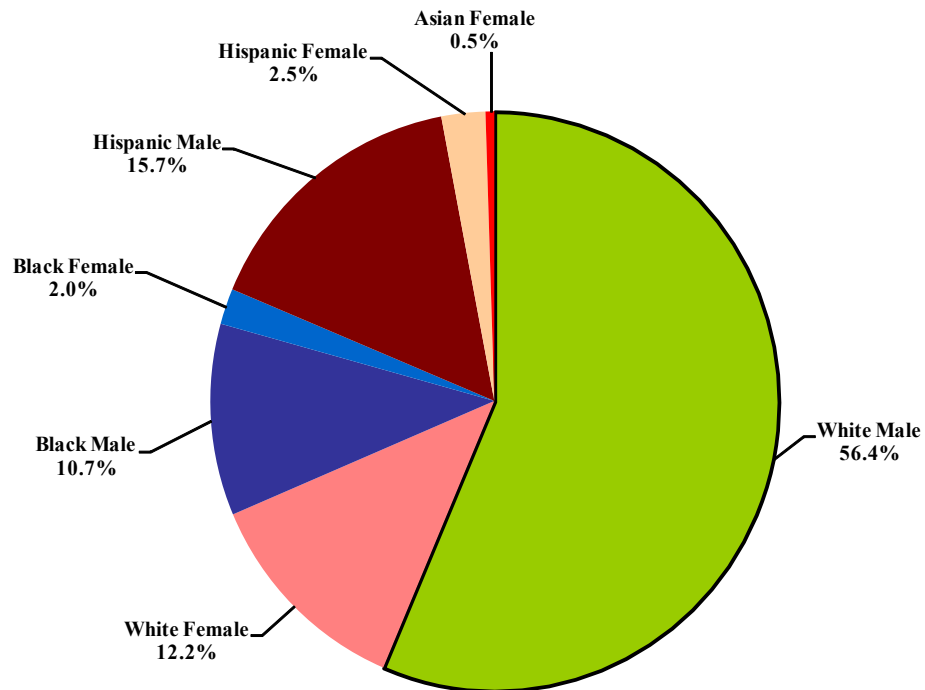


DEMOGRAPHIC INFORMATION

Ethnic Distribution of Licensed Police Officers



Ethnic Distribution of Supervisory Police Personnel



THE UNIVERSITY OF TEXAS SYSTEM

Ms. TONYA BROWN
Vice Chancellor for Administration

Mr. JOHN T. SLETTEBO
Director of Police

U. T. SYSTEM PROFILE

Campus Population

Number of Students.....	195,107
Number of Faculty.....	18,027
Number of Staff.....	65,448
Total.....	278,582

Jurisdiction

Total Area (Acres).....	12,407.5328
Total Building Square Footage.....	74,717,439.47

All figures as of December 2008 collected from:
Office of Public Affairs and the Office of the Controller

POLICE PERSONNEL

Officers

Number Authorized.....	510
Actual Number.....	458
Number of Separations During 2008.....	62

Guards

Number Authorized.....	594
Actual Number.....	566
Number of Separations During 2008.....	143

TCO/Other Uniformed Personnel

Number Authorized.....	169
Actual Number.....	154
Number of Separations During 2008.....	38

Civilian Personnel

Number Authorized.....	137
Actual Number.....	132
Number of Separations During 2008.....	16

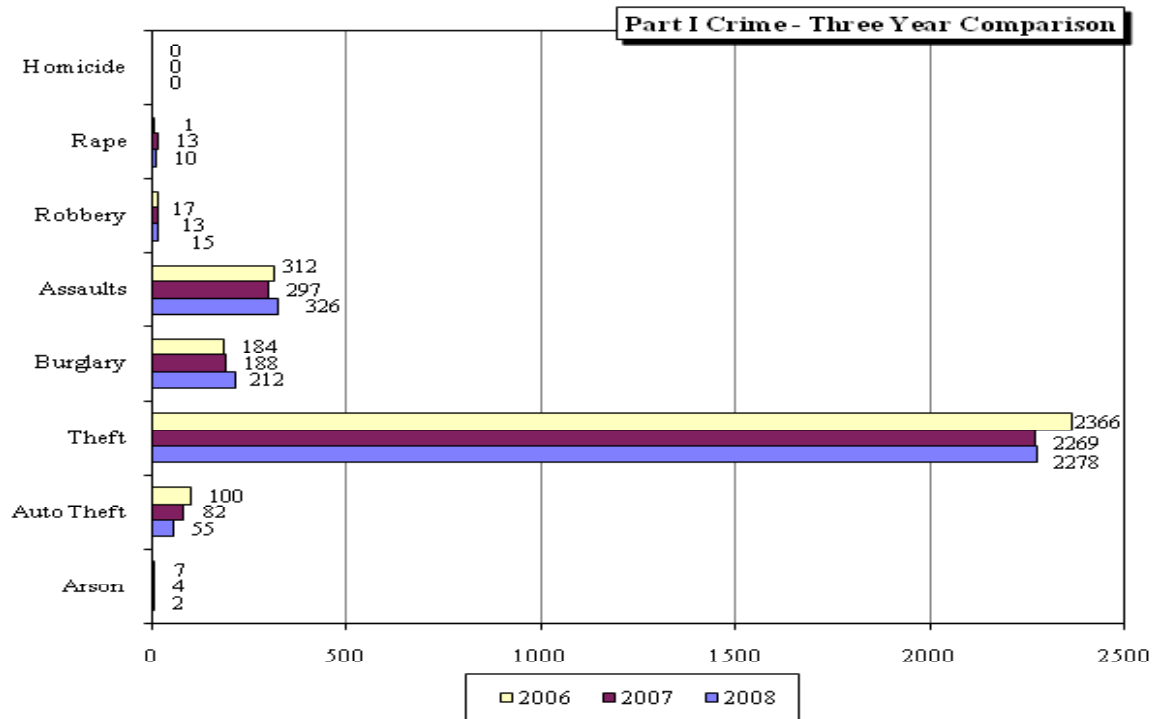
Total Police Personnel

Number Authorized.....	1410
Actual Number.....	1310
Number of Separations During 2008.....	259



PART I CRIMES - 2008

PART I CRIMES	REPORTED	UNFOUNDED	ACTUAL	CLEARED	% CLRDR.
HOMICIDE					
a. Murder & Manslaughter					
b. Negligent Homicide					
RAPE (Sexual Assault)	10		10	5	50.0%
a. Rape by Force	9		9	5	55.6%
b. Attempted Forcible Rape	1		1		
ROBBERY	15		15	3	20.0%
a. Firearm	4		4		
b. Knife or Cutting Instrument	2		2		
c. Other Dangerous Weapon	1		1		
d. Strong Arm (Hands, Etc.)	8		8	3	37.5%
ASSAULTS	338	12	326	245	75.2%
a. Firearm					
b. Knife or Cutting Instrument	10	1	9	8	88.9%
c. Other Dangerous Weapon	13		13	11	84.6%
d. Hands, Feet, Fists, Etc.-Agg. Inj.	27		27	19	70.4%
e. Other Assaults-Simple	288	11	277	207	74.7%
BURGLARY	212		212	18	8.5%
a. Forced Entry	63		63	4	6.3%
b. Non-Forced Entry	145		145	14	9.7%
c. Attempted Forced Entry	4		4		
THEFT	2,388	110	2,278	168	7.4%
a. Under \$50	602	32	570	75	13.2%
b. \$50 - \$200	796	29	767	34	4.4%
c. Over \$200	990	49	941	59	6.3%
AUTO THEFT	65	10	55	14	25.5%
a. Autos	37	10	27	9	33.3%
b. Trucks and Buses	14		14	3	21.4%
c. Other Vehicles	14		14	2	14.3%
ARSON	2		2		
Total	3,030	132	2,898	453	15.6%



Index Crime Comparison Selected Cities vs. UT System

Offense Type	Offense	2007		2008	
		*Selected Cities	UT System	*Selected Cities	UT System
VIOLENT CRIME	Murder	755	0	670	0
	Rape	2,797	13	2,458	10
	Robbery	24,642	13	22,979	15
	Aggravated Assault	29,204	51	31,711	49
	Violent Crime Total	57,398	77	57,818	74
PROPERTY CRIME	Burglary	88,243	188	87,621	212
	Theft	268,471	2,269	265,241	2,278
	Motor Vehicle Theft	49,483	82	43,984	55
	Property Crime Total	406,197	2,539	396,846	2,545
TOTAL NUMBER OF INDEX CRIME		463,595	2,616	454,664	2,619

*Selected Cities - Cities where the U.T. System Institutions are located

Value of Stolen and Recovered Property

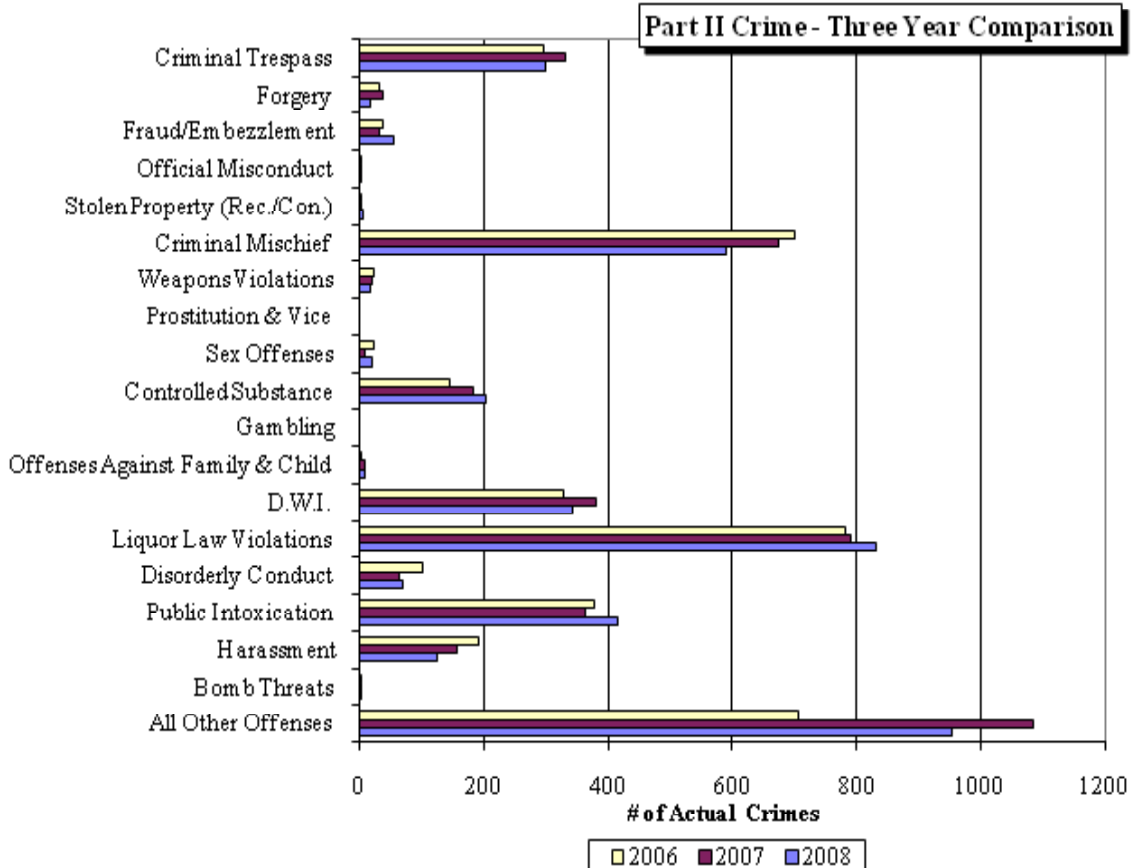
PROPERTY STOLEN	State	Private	Total	% State	% Pvt.
Robbery		\$2,138	\$2,138		100.0%
Burglary	\$88,062	\$102,095	\$190,157	46.3%	53.7%
Theft	\$564,581	\$608,317	\$1,172,898	48.1%	51.9%
Auto Theft	\$47,339	\$439,723	\$487,062	9.7%	90.3%
Total	\$699,982	\$1,152,273	\$1,852,255	37.8%	62.2%
PROPERTY RECOVERED	State	Private	Total	% State Rcvd.	% Pvt. Rcvd.
Robbery		\$121	\$121		100.0%
Burglary	\$377	\$3,614	\$3,991	9.4%	90.6%
Theft	\$13,786	\$41,154	\$54,940	25.1%	74.9%
Auto Theft	\$27,841	\$198,668	\$226,509	12.3%	87.7%
Total	\$42,004	\$243,557	\$285,560	Total % Rcvd.	85.3%

Burglary and Theft Targets

Maintenance Shops	9	Offices	523
Warehouse Operations	4	Libraries	86
Locker Rooms/Restrooms	108	Classrooms	128
Activity Centers/Gymnasiums	82	Laboratories	41
Hospital Patient/Treatment Rooms	54	Bicycles	362
Retail Operations/Outlets	70	Vehicles	399
Dorm Rooms/Apartments	156	Other	456
Coin-Operated Machines	12	Total	2,490
		Number Computer Related	142

PART II CRIMES - 2008

PART II CRIMES	REPORTED	UNFOUNDED	ACTUAL	CLEARED	% CLRD.
Criminal Trespass	301	1	300	289	96.3%
Forgery	18		18	4	22.2%
Fraud / Embezzlement	68	13	55	17	30.9%
Official Misconduct	2		2	2	100.0%
Stolen Property (Rec./Con.)	5		5		
Criminal Mischief	606	15	591	58	9.8%
Weapons Violations	18		18	17	94.4%
Prostitution & Vice					
Sex Offenses	19		19	12	63.2%
Controlled Substance	213	9	204	202	99.0%
Gambling					
Offenses Against Family & Child	10	2	8	8	100.0%
D.W.I.	343	1	342	341	99.7%
Liquor Law Violations	833	1	832	818	98.3%
Disorderly Conduct	70	1	69	57	82.6%
Public Intoxication	416	1	415	378	91.1%
Harassment	136	10	126	37	29.4%
Bomb Threats	4		4		
All Other Offenses	1,089	135	954	683	71.6%
Total	4,151	189	3,962	2,923	73.8%



Arrests

Custodial Arrests		#/Year	Non-Custodial Arrests		#/Year
Number of Students		444	Number of Students		727
Number of Non-Students		1,323	Number of Non-Students		476
Total		1,767	Total		1,203
Number Under 18 y.o.a.		27	Number Under 18 y.o.a.		63

Custodial arrests occur when an individual is taken into custody and placed into a jail or similar facility. Non-custodial arrests occur when an individual is arrested and released after a court appearance citation is issued. Does not include traffic citations.

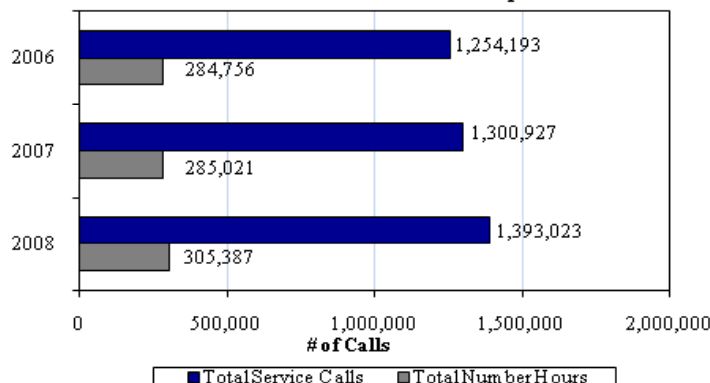
Traffic

Traffic Collisions		#/Year	Citations Issued		#/Year
Collisions with Damage Only		1,104	Moving Citations		6,741
Collisions with Injuries		39	Warning Citations		12,317
Total		1,143	Parking Citations		98,951
Collisions Involving Univ. Vehicles		158	Total		118,009

CALLS FOR SERVICE

Nature of Service Call	# of Calls for Year	Hours Spent on Call	Avg. Min. Per Call
Injured Person Reports	2,545	3,246	77
Unsecured Doors	103,026	10,325	6
Personnel Escorts-VIP's, Etc.	105,292	21,997	13
Property Escorts-Money, Etc.	14,670	6,956	28
Keys Issued by Dept.	43,785	4,146	6
All Entry Assists	114,053	14,187	7
Lost & Found Reports	11,993	2,092	10
All Motor Vehicle Assists	13,076	3,312	15
Non-Criminal Fingerprinting	950	570	
Number of Public Events	10,256	61,554	360
Temporary Parking Permits Issued	110,412	10,999	6
Personal Appearances-Instructor	1,479	3,512	142
Personal Appearances-Other	3,593	3,536	59
Crime Prevention - Sec. Surveys	1,149	1,456	76
Crime Prevention - Operation ID	338	98	
Fire / Intrusion Alarm Calls	34,296	7,719	14
All Special Patrol(s)	90,304	35,859	24
Assist Outside Agency	1,469	2,929	120
Put up/Take Down Signs/Related Calls	5,161	1,425	17
Deliver Emergency Messages	64	131	123
Suspicious Persons/Activity Calls	8,922	5,184	35
Citizen Contacts/General Assistance to Public	88,238	10,900	7
Animal Calls	174	99	34
Actual Fires Req. Assistance/Related Calls	170	130	46
Security Checks/Security Badges Issued	144,869	22,075	9
Vehicle Tow-Away/Immobilization	2,158	2,058	57
Miscellaneous	480,871	68,809	9
Total	1,393,313	305,304	13

Call for Service - Three Year Comparison



OFFICE OF THE DIRECTOR OF POLICE

SUMMARY OF DEPARTMENTAL ACTIVITIES

The Office of the Director of Police (ODOP) conducted two 22-week Basic Peace Officer Training Courses, which resulted in individuals being commissioned as peace officers. All of the officers were from U.T. institution police departments. Each academy class far exceeds the minimum hours mandated by the Texas Commission on Law Enforcement Officer Standards and Education (TCLEOSE). The academy achieved a 100 percent pass rate on the licensing exam taken by the cadets.

Five institution police departments were inspected during 2008. The purpose of each inspection is to verify compliance with statutes, policies and procedures, rules and regulations and to ensure departmental resources are being utilized effectively, efficiently, and economically to achieve established goals and objectives. In addition, the inspection process seeks to ensure that all personnel are providing police services in a professional and responsive manner.

ODOP administered the annual written promotional examinations for the positions of captain, lieutenant, and sergeant to 154 candidates eligible for promotion. Twenty officers were promoted during the year.

The annual Chancellor's Trophy Pistol Match was held on June 15, 2008 and 18 officers, representing ten police departments, participated in the match. The results of the match are as follows:

Team Competition

<u>Team</u>	<u>Team Members</u>	<u>Institution</u>
1st Place Team	Sergeant David DeOre Officer Chad Wiland	The University of Texas Medical Branch at Galveston
2nd Place Team	Sergeant Scott Barnwell Officer Wayne Smith	The University of Texas at Houston
3rd Place Team	Sergeant Eric Gambill Officer David Heinsohn	The University of Texas at Arlington

Individual Competition

<u>Individual</u>	<u>Officer's Name</u>	<u>Institution</u>
1st Place	Corporal Timothy S. McKinney	The University of Texas Southwestern Medical Center at Dallas
2nd Place	Officer Chad Wiland	The University of Texas Medical Branch at Galveston
3rd Place	Officer Wayne Smith	The University of Texas at Houston

2008 saw significant changes to the staffing levels of ODOP. As a result of the inspection of ODOP and the Academy conducted in 2007, three new inspectors were added to the staff. The new inspectors are David Ferrero, Katherine Smith, and Christine Rodriguez.

In August, Inspector Tex Martin retired after serving the System for eleven years. In October, Inspector Glen Koen was hired and assigned at the Police Academy.



THE UNIVERSITY OF TEXAS AT ARLINGTON

MR. JOHN HALL
Vice President for Finance and Campus Operations

MR. ROBERT HAYES
Chief of Police

CAMPUS PROFILE

Campus Population

Number of Students.....	25,084
Number of Faculty.....	1,348
Number of Staff.....	2,096
Total.....	28,528

Jurisdiction

Total Area (Acres).....	411,238
Total Building Square Footage.....	4,869,720

All figures as of December 2008 collected from:
Office of Public Affairs and the Office of the Controller

POLICE PERSONNEL

Officers

Number Authorized.....	41
Actual Number.....	38
Number of Separations During 2008.....	3

Guards

Number Authorized.....	40
Actual Number.....	36
Number of Separations During 2008.....	10

TCO/Other Personnel

Number Authorized.....	14
Actual Number.....	13
Number of Separations During 2008.....	3

Civilian Personnel

Number Authorized.....	17
Actual Number.....	15
Number of Separations During 2008.....	4

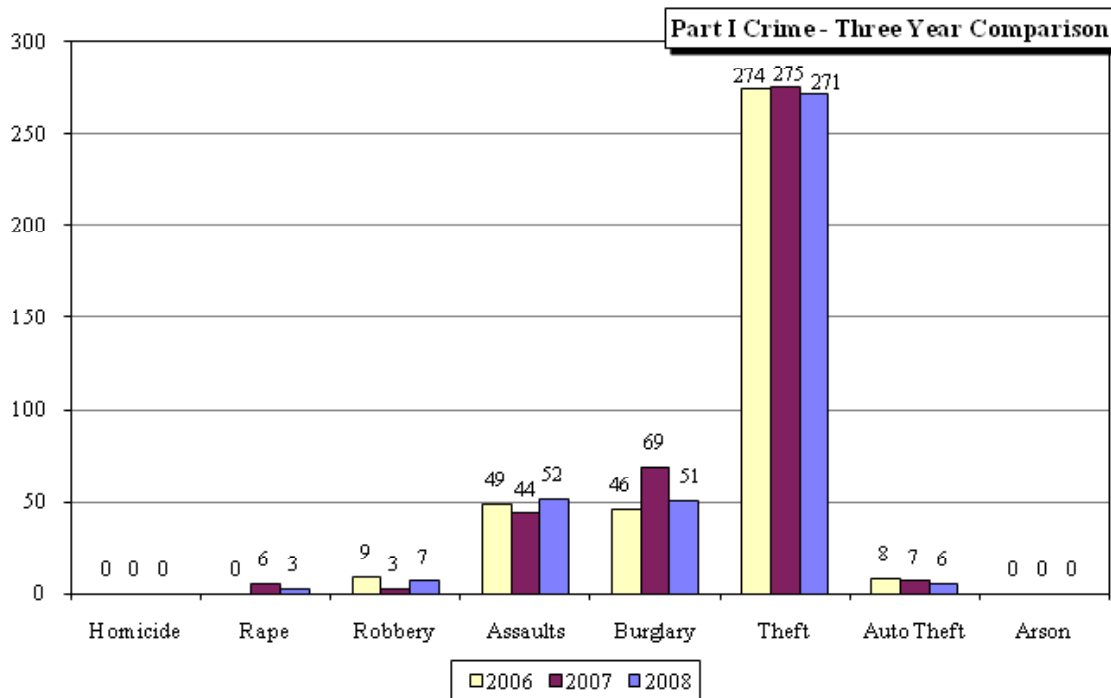
Total Police Personnel

Number Authorized.....	112
Actual Number.....	102
Number of Separations During 2008.....	20



Part I Crimes - 2008

PART I CRIMES	REPORTED	UNFOUNDED	ACTUAL	CLEARED	% CLRD.
HOMICIDE					
a. Murder & Manslaughter					
b. Negligent Homicide					
RAPE (Sexual Assault)	3		3	1	33.3%
a. Rape by Force	3		3	1	33.3%
b. Attempted Forcible Rape					
ROBBERY	7		7	1	14.3%
a. Firearm	1		1		
b. Knife or Cutting Instrument	1		1		
c. Other Dangerous Weapon	1		1		
d. Strong Arm (Hands, Etc.)	4		4	1	25.0%
ASSAULTS	53	1	52	37	71.2%
a. Firearm					
b. Knife or Cutting Instrument	2	1	1	1	100.0%
c. Other Dangerous Weapon	4		4		
d. Hands, Feet, Fists, Etc.-Agg. Inj.	11		11	8	72.7%
e. Other Assaults-Simple	36		36	24	66.7%
BURGLARY	51		51	1	2.0%
a. Forced Entry	11		11		
b. Non-Forced Entry	37		37	1	2.7%
c. Attempted Forced Entry	3		3		
THEFT	279	8	271	13	4.8%
a. Under \$50	60	5	55	6	10.9%
b. \$50 - \$200	93	1	92	4	4.3%
c. Over \$200	126	2	124	3	2.4%
AUTO THEFT	9	3	6	4	66.7%
a. Autos	8	3	5	3	60.0%
b. Trucks and Buses					
c. Other Vehicles	1		1	1	100.0%
ARSON					
Total	402	12	390	57	14.6%



Index Crime Comparison City of Arlington vs. UT Arlington

Offense Type	Offense	2007		2008	
		Arlington Police	UT Arlington Police	Arlington Police	UT Arlington Police
VIOLENT CRIME	Murder	13	0	23	0
	Rape	156	6	141	3
	Robbery	742	3	694	7
	Aggravated Assault	1,677	14	1,404	16
	Violent Crime Total	2,588	23	2,262	26
PROPERTY CRIME	Burglary	4,447	69	4,461	51
	Theft	14,990	275	14,140	271
	Motor Vehicle Theft	1,642	7	1,548	6
	Property Crime Total	21,079	351	20,149	328
TOTAL NUMBER OF INDEX CRIME		23,667	374	22,411	354

Value of Stolen and Recovered Property

PROPERTY STOLEN	State	Private	Total	% State	% Pvt.
Robbery		\$1,980	\$1,980		100.0%
Burglary	\$220	\$22,077	\$22,297	1.0%	99.0%
Theft	\$13,201	\$81,525	\$94,726	13.9%	86.1%
Auto Theft	\$320	\$32,997	\$33,317	1.0%	99.0%
Total	\$13,741	\$138,578	\$152,319	9.0%	91.0%
PROPERTY RECOVERED	State	Private	Total	% State Rcvd.	% Pvt.Rcvd.
Robbery					
Burglary					
Theft	\$756	\$1,844	\$2,600	5.7%	2.3%
Auto Theft	\$300	\$11,899	\$12,199	93.8%	36.1%
Total	\$1,056	\$13,743	\$14,799	Total % Rcvd.	9.7%

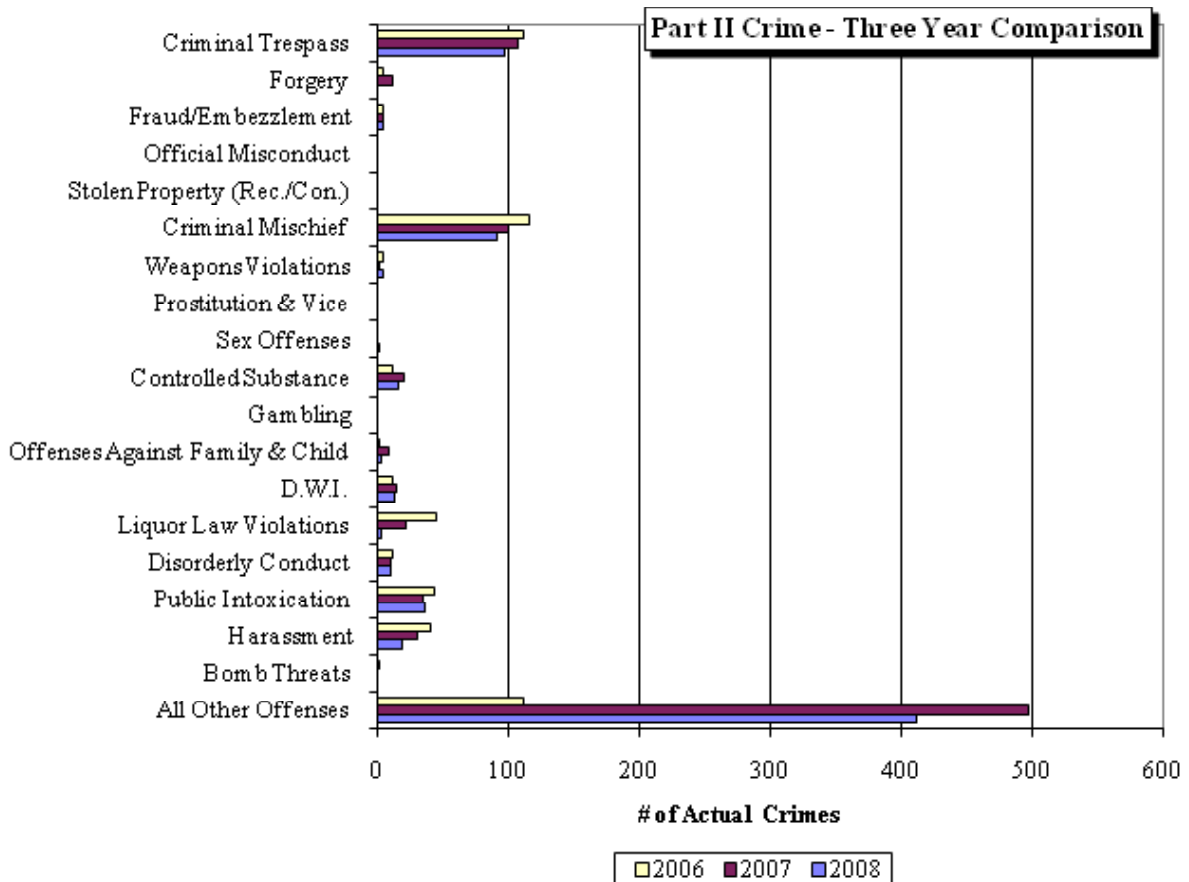
Burglary and Theft Target Section

Maintenance Shops		Offices	10
Warehouse Operations	1	Libraries	21
Locker Rooms/Restrooms	11	Classrooms	9
Activity Centers/Gymnasiums	17	Laboratories	1
Hospital Patient/Treatment Rooms		Bicycles	78
Retail Operations/Outlets	13	Vehicles	71
Dorm Rooms/Apartments	49	Other	39
Coin-Operated Machines	2	Total	322
		Number Computer Related	



Part II Crimes - 2008

PART II CRIMES	REPORTED	UNFOUNDED	ACTUAL	CLEARED	% CLRD.
Criminal Trespass	97		97	97	100.0%
Forgery					
Fraud / Embezzlement	6	1	5		
Official Misconduct					
Stolen Property (Rec./Con.)					
Criminal Mischief	100	9	91		
Weapons Violations	4		4	4	100.0%
Prostitution & Vice					
Sex Offenses	2		2	2	100.0%
Controlled Substance	22	6	16	15	93.8%
Gambling					
Offenses Against Family & Child	4	1	3	2	66.7%
D.W.I.	13		13	13	100.0%
Liquor Law Violations	3		3	3	100.0%
Disorderly Conduct	11	1	10	8	80.0%
Public Intoxication	36		36	36	100.0%
Harassment	24	5	19	2	10.5%
Bomb Threats					
All Other Offenses	527	116	411	328	79.8%
Total	849	139	710	510	71.8%



Arrests

Custodial Arrests		#/Year	Non-Custodial Arrests		#/Year
Number of Students		83	Number of Students		27
Number of Non-Students		194	Number of Non-Students		37
Total		277	Total		64
Number Under 18 y.o.a.		2	Number Under 18 y.o.a.		6

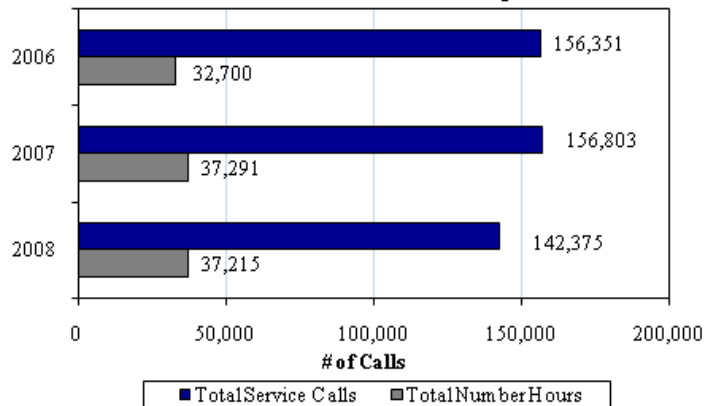
Traffic

Traffic Collisions		#/Year	Citations Issued		#/Year
Collisions with Damage Only		135	Moving Citations		1,297
Collisions with Injuries		7	Warning Citations		1,721
Total		142	Parking Citations		30,288
Collisions Involving Univ. Vehicles		25	Total		33,306

Calls for Services

Nature of Service Call	# of Calls for Year	Hours Spent on Call	Avg. Min. Per Call
Injured Person Reports	139	118	51
Unsecured Doors	3,271	712	13
Personnel Escorts-VIP's, Etc.	69,204	9,855	9
Property Escorts-Money, Etc.	1,625	877	32
Keys Issued by Dept.	9,588	1,600	10
All Entry Assists	972	253	16
Lost & Found Reports	649	140	13
All Motor Vehicle Assists	1,215	305	15
Non-Criminal Fingerprinting			
Number of Public Events	240	3,499	875
Temporary Parking Permits Issued	10,972	1,828	10
Personal Appearances-Instructor	139	545	235
Personal Appearances-Other	157	795	304
Crime Prevention - Sec. Surveys	616	261	25
Crime Prevention - Operation ID			
Fire / Intrusion Alarm Calls	1,381	455	20
All Special Patrol(s)	229	1,934	507
Assist Outside Agency	299	484	97
Put up/Take Down Signs/Related Calls	1,200	224	11
Deliver Emergency Messages	9	6	40
Suspicious Persons/Activity Calls	833	422	30
Citizen Contacts/General Assistance to Public	4,794	1,076	13
Animal Calls	23	18	47
Actual Fires Req. Assistance/Related Calls	24	25	63
Security Checks/Security Badges Issued	3,210	538	10
Vehicle Tow-Away/Immobilization	130	94	43
Miscellaneous	31,456	11,151	21
Total	142,375	37,215	16

Call for Service - Three Year Comparison



THE UNIVERSITY OF TEXAS AT ARLINGTON

Personnel Issues

- The 2008 recipients of the UT Arlington Police Department awards:
Cindy Mohat, Emergency Management Coordinator, received the Non-Uniformed Civilian of the Year award.
Erica Waites, Internal Operations, received the Uniformed Civilian of the Year award.
Officer John Morrison, Detective, received the Officer of the Year award.
Acting Lieutenant Jonathan King received the Field Training Officer of the Year award.
Lieutenant Yvonne Roque, Criminal Investigation Division, and Lieutenant Clay Cox, Patrol, both received the Supervisor of the Year award.
- Acting Lieutenant Jonathan King and Officer Terry Morrison became Advanced Law Enforcement Rapid Response Training (ALERRT) instructors.
- Officer Kristopher Ramirez and Officer Octavio Aguirre were promoted to the rank of Sergeant.

Initiatives

- UT Arlington Police presented a series of “Lunch and Learn” programs for the campus community that included presentations in Workplace Violence, Active Shooter Response, and Identity Theft.
- The department purchased an Electronic Dynamic sign for publicizing crime prevention tips and announcement of programs.
- The Crime Prevention Unit started an on-line bicycle registration program and implemented an on-line Rape Aggression Defense (RAD) class registration program.

Training

- UT Arlington Police Officers received over 3,400 combined hours of training, which included Texas Commission on Law Enforcement Officer Standards and Education (TCLEOSE) mandated courses, Theories of Crime Prevention, ALERRT Active Shooter, and General Orders.
- UT Arlington Telecommunications Officers received over 300 combined hours of training to include Teletypewriting Device for the Deaf (TDD/TTY), Dispatchers Response to Active Shooters, and General Orders.
- UT Arlington Public Safety Officers received over 675 combined hours of training to include General Orders, Incident Command Systems, Specialized Equipment, and Crime Prevention.
- UT Arlington Police Support Staff received over 145 combined hours of training to include Incident Command Systems, General Orders, and Customer Service.

Accomplishments/Goals Reached

- Patrol and Criminal Investigations personnel collaborated to make an arrest in a high profile assault case of a professor on campus.
- Criminal Investigations conducted a follow-up investigation based upon information gleaned by Patrol Officers, which resulted in the arrest of two suspects for a robbery that occurred in the Centennial Court Apartments.
- Criminal Investigations conducted a thorough investigation resulting in the recovery of stolen a bike off Craig’s List.
- Patrol Officers responded and intervened in a Burglary of a Motor Vehicle in progress that resulted in the arrest of two suspects.
- Motor Vehicle Burglaries were down 21% in 2008 compared to 2007.

Miscellaneous

- The UT Arlington Police Department managed security operations for the Special Olympics Texas State Games in May 2008.
- A customer satisfaction survey conducted in 2008 yielded the following results:
93% believed officers were “very professional”
96.5% believed officers were “very polite”
96.5% were “very satisfied” with the officers’ handling of the situation



THE UNIVERSITY OF TEXAS AT AUSTIN

DR. PATRICIA L. CLUBB
Vice President for University Operations

MR. ROBERT E. DAHLSTROM
Chief of Police

CAMPUS PROFILE

Campus Population

Number of Students.....	49,984
Number of Faculty.....	3,252
Number of Staff.....	11,014
Total.....	64,250

Jurisdiction

Total Area (Acres).....	5,805.091
Total Building Square Footage.....	18,504,662

All figures as of December 2008 collected from:
Office of Public Affairs and the Office of the Controller

POLICE PERSONNEL

Officers

Number Authorized.....	64
Actual Number.....	62
Number of Separations During 2008.....	12

Guards

Number Authorized.....	58
Actual Number.....	58
Number of Separations During 2008.....	14

TCO/Other Personnel

Number Authorized.....	10
Actual Number.....	10
Number of Separations During 2008.....	2

Civilian Personnel

Number Authorized.....	8
Actual Number.....	8
Number of Separations During 2008.....	0

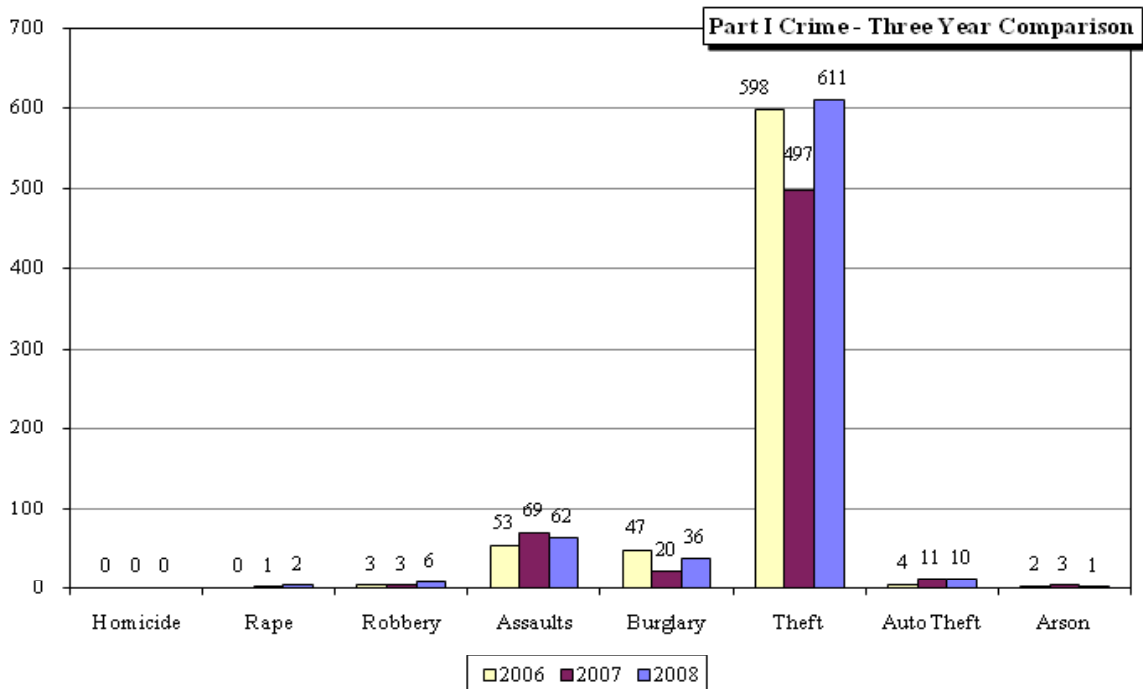
Total Police Personnel

Number Authorized.....	140
Actual Number.....	138
Number of Separations During 2008.....	28



PART I CRIMES - 2008

PART I CRIMES	REPORTED	UNFOUNDED	ACTUAL	CLEARED	% CLRD.
HOMICIDE					
a. Murder & Manslaughter					
b. Negligent Homicide					
RAPE (Sexual Assault)	2		2	1	50.0%
a. Rape by Force	2		2	1	50.0%
b. Attempted Forcible Rape					
ROBBERY	6		6	2	33.3%
a. Firearm	3		3		
b. Knife or Cutting Instrument					
c. Other Dangerous Weapon					
d. Strong Arm (Hands,Etc.)	3		3	2	66.7%
ASSAULTS	64	2	62	42	67.7%
a. Firearm					
b. Knife or Cutting Instrument	1		1	1	100.0%
c. Other Dangerous Weapon	1		1		
d. Hands,Feet,Fists,Etc.-Agg. Inj.	1		1	1	100.0%
e. Other Assaults-Simple	61	2	59	39	66.1%
BURGLARY	36		36	3	8.3%
a. Forced Entry	15		15		
b. Non-Forced Entry	21		21	3	14.3%
c. Attempted Forced Entry					
THEFT	634	23	611	32	5.2%
a. Under \$50	153	9	144	15	10.4%
b. \$50 - \$200	234	4	230	4	1.7%
c. Over \$200	247	10	237	13	5.5%
AUTO THEFT	10		10		
a. Autos					
b. Trucks and Buses	2		2		
c. Other Vehicles	8		8		
ARSON	1		1		
Total	753	25	728	80	11.0%



Index Crime Comparison City of Austin vs. UT Austin

Offense Type	Offense	2007		2008	
		Austin Police	UT Austin Police	Austin Police	UT Austin Police
VIOLENT CRIME	Murder	30	0	23	0
	Rape	328	1	273	2
	Robbery	1,457	3	1,333	6
	Aggravated Assault	2,056	1	2,306	3
	Violent Crime Total	3,871	5	3,935	11
PROPERTY CRIME	Burglary	8,031	20	8,586	36
	Theft	34,461	497	33,582	611
	Motor Vehicle Theft	2,961	11	2,633	10
	Property Crime Total	45,453	528	44,801	657
TOTAL NUMBER OF INDEX CRIME		49,324	533	48,736	668

Value of Stolen and Recovered Property

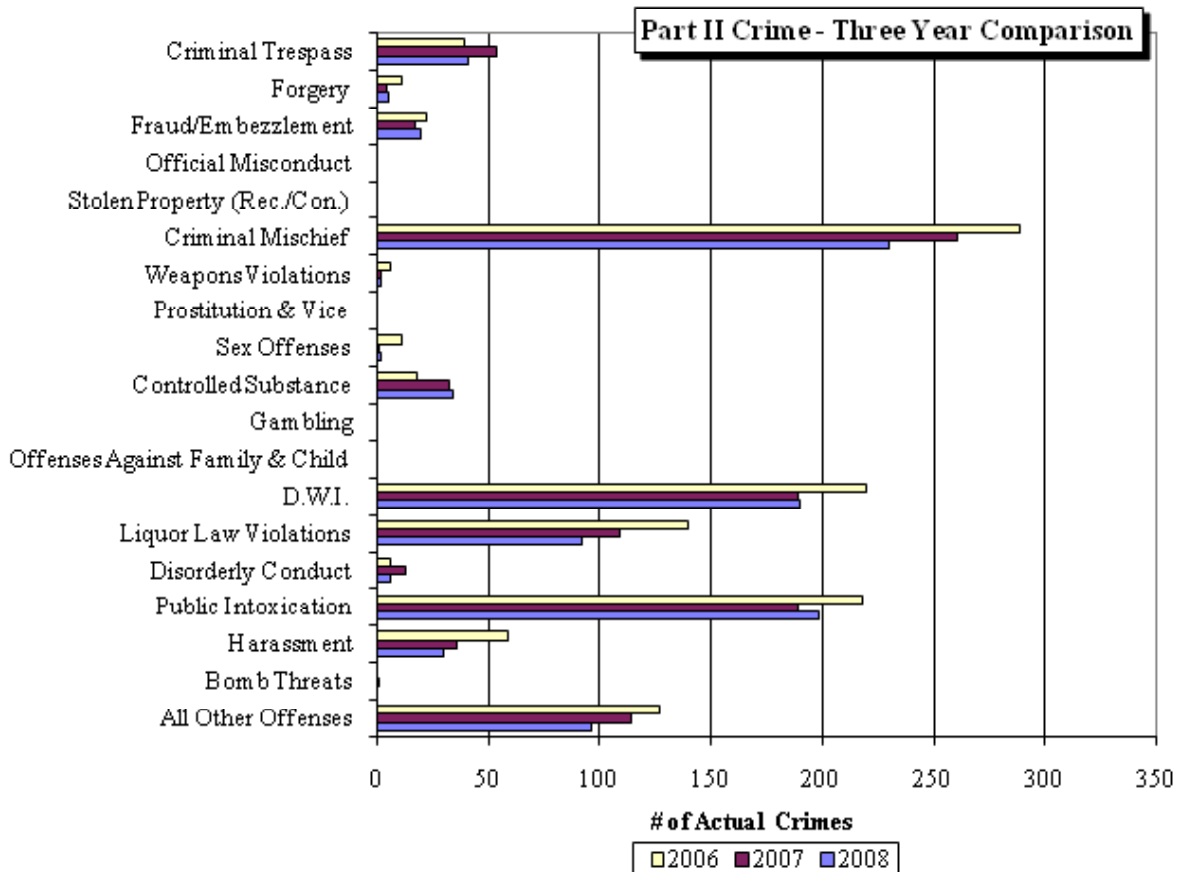
PROPERTY STOLEN	State	Private	Total	% State	% Pvt.
Robbery		\$138	\$138		100.0%
Burglary	\$40,112	\$13,780	\$53,892	74.4%	25.6%
Theft	\$66,455	\$145,603	\$212,058	31.3%	68.7%
Auto Theft	\$24,705	\$19,550	\$44,255	55.8%	44.2%
Total	\$131,272	\$179,071	\$310,343	42.3%	57.7%
PROPERTY RECOVERED	State	Private	Total	% State Rcvd.	% Pvt.Rcvd.
Robbery		\$121	\$121		87.7%
Burglary	\$125	\$2,045	\$2,170	0.3%	14.8%
Theft	\$3,127	\$6,555	\$9,682	4.7%	4.5%
Auto Theft	\$22,105	\$17,500	\$39,605	89.5%	89.5%
Total	\$25,357	\$26,221	\$51,578	Total % Rcvd.	16.6%

Burglary and Theft Target Section

Maintenance Shops	2	Offices	121
Warehouse Operations		Libraries	30
Locker Rooms/Restrooms	38	Classrooms	63
Activity Centers/Gymnasiums	23	Laboratories	6
Hospital Patient/Treatment Rooms		Bicycles	171
Retail Operations/Outlets	14	Vehicles	56
Dorm Rooms/Apartments	12	Other	109
Coin-Operated Machines	2	Total	647
		Number Computer Related	102

Part II Crimes - 2008

PART II CRIMES	REPORTED	UNFOUNDED	ACTUAL	CLEARED	% CLRD.
Criminal Trespass	41		41	37	90.2%
Forgery	5		5		
Fraud / Embezzlement	22	2	20	2	10.0%
Official Misconduct					
Stolen Property (Rec./Con.)					
Criminal Mischief	230		230	18	7.8%
Weapons Violations	2		2	2	100.0%
Prostitution & Vice					
Sex Offenses	2		2		
Controlled Substance	34		34	31	91.2%
Gambling					
Offenses Against Family & Child					
D.W.I.	191	1	190	188	98.9%
Liquor Law Violations	92		92	82	89.1%
Disorderly Conduct	6		6	2	33.3%
Public Intoxication	198		198	167	84.3%
Harassment	30		30	4	13.3%
Bomb Threats					
All Other Offenses	97	1	96	50	52.1%
Total	950	4	946	583	61.6%



Arrests

Custodial Arrests		#/Year	Non-Custodial Arrests		#/Year
Number of Students		155	Number of Students		123
Number of Non-Students		398	Number of Non-Students		100
Total		553	Total		223
Number Under 18 y.o.a.		4	Number Under 18 y.o.a.		9

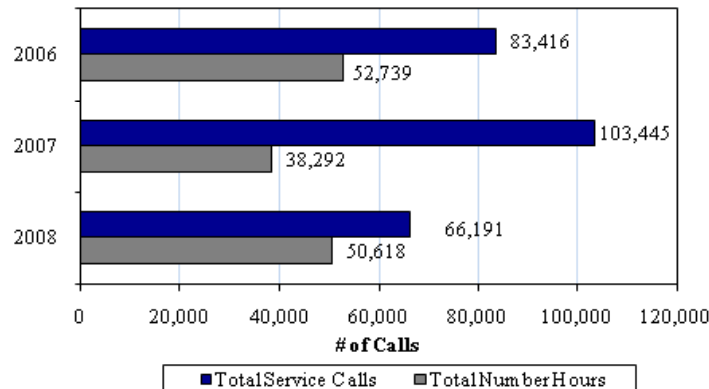
Traffic

Traffic Collisions		#/Year	Citations Issued		#/Year
Collisions with Damage Only		121	Moving Citations		1,081
Collisions with Injuries		12	Warning Citations		205
Total		133	Parking Citations		2
Collisions Involving Univ. Vehicles		46	Total		1,288

Calls for Services

Nature of Service Call	# of Calls for Year	Hours Spent on Call	Avg. Min. Per Call
Injured Person Reports	341	143	25
Unsecured Doors	1,084	115	6
Personnel Escorts-VIP's, Etc.	425	213	30
Property Escorts-Money, Etc.	212	146	41
Keys Issued by Dept.			
All Entry Assists	853	359	25
Lost & Found Reports	4,687	300	4
All Motor Vehicle Assists	91	25	16
Non-Criminal Fingerprinting	145	48	20
Number of Public Events	2,406	41,071	1024
Temporary Parking Permits Issued			
Personal Appearances-Instructor	79	704	535
Personal Appearances-Other			
Crime Prevention - Sec. Surveys	25	58	139
Crime Prevention - Operation ID	67	15	13
Fire / Intrusion Alarm Calls	11,533	2,093	11
All Special Patrol(s)	8,146	449	3
Assist Outside Agency	136	53	23
Put up/Take Down Signs/Related Calls			
Deliver Emergency Messages	1	1	60
Suspicious Persons/Activity Calls	3,024	1,432	28
Citizen Contacts/General Assistance to Public	46	24	31
Animal Calls	2	1	30
Actual Fires Req. Assistance/Related Calls	32	21	39
Security Checks/Security Badges Issued			
Vehicle Tow-Away/Immobilization			
Miscellaneous	32,856	3,347	6
Total	66,191	50,618	46

Call for Service - Three Year Comparison



THE UNIVERSITY OF TEXAS AT AUSTIN

Personnel Issues

- Captain Don Verett won SLICE Award
- Captain Julie Gillespie received the President's Outstanding Staff Award
- Citizen's Service Award: The Swan family & Dr. Kurt Bartelmehs
- Community Service Award: Guard Trip Garza
- Distinguished Service Award: Guard Jerry Rosales
- Life Saving Award: Officer David Sorrell
- Guard of the Year: Guard Tanner Corbitt
- Communication's Operator of the Year: David Devine
- Administrative Employee of the Year: Irene Benavides
- Police Officer of the Year: Officer Vivian Benavides
- Supervisor of the Year: Sergeant Robert Stock
- Chief's Award: Officer Bill Pieper
- Sergeant Donna Maga retired
- Officer Layne Smith was assigned to the Joint Terrorism Task Force
- Sergeant Chris Bonnet was assigned to the Criminal Investigation Unit
- Officer Wayne Coffey was promoted to Sergeant
- Robin Gillespie was promoted to Communication's Supervisor

Initiatives

- Continue monthly Crime Analysis
- Added Hungry for Justice campaign to Campus Shuttles
- Continued initiative to lower crime 5%
- Made Shots Fired video available for UT Students, Faculty and Staff

Training

- 4497 total training hours
- Leadership Training; National Incident Management System (NIMS); Advanced Law Enforcement Rapid Response Training (ALERRT)
- Officer Turnell became Drug Recognition Expert
- Chief McMahan graduated from the FBI-National Academy

Accomplishments

- Criminal Mischief & Graffiti declined 26% over 2005
- Arson reports are lower in 2008 than previous 3 years
- Completed the Business Continuity Plan
- International Association of Campus Law Enforcement (IACLEA) Accredited
- Completed campus wide survey
- Renovations completed
- Hosted National Night Out at two locations (Married Student Housing and Gregory Gym)
- Presented programs at Freshman Orientation
- Continued free Rape Aggression Defense classes
- Participated in "Tip-A-Cop" for Special Olympics

Miscellaneous

- Completed two Citizen Police Academies with 19 graduates
- Purchased evidence software program – Q-Tel
- Purchased PowerDMS software to manage policy/SOP implementation
- The Friends of Orange Santa provided 200 bicycles to Orange Santa
- Campus hosted the 2008 Democratic Presidential Debate
- Officers assisted with relief to UT Galveston after Hurricane Ike



THE UNIVERSITY OF TEXAS AT BROWNSVILLE

MRS. ROSEMARY R. MARTINEZ
Vice President for Business Affairs

MR. JOHN M. CARDOZA
Chief of Police

CAMPUS PROFILE

Campus Population

Number of Students.....	17,197
Number of Faculty.....	709
Number of Staff.....	1,364
Total.....	19,270

Jurisdiction

Total Area (Acres).....	465
Total Building Square Footage.....	1,748,847.37

All figures as of December 2008 collected from:
Office of Public Affairs and the Office of the Controller

POLICE PERSONNEL

Officers

Number Authorized.....	19
Actual Number.....	18
Number of Separations During 2008.....	2

Guards

Number Authorized.....	14
Actual Number.....	14
Number of Separations During 2008.....	0

TCO/Other Uniformed Personnel

Number Authorized.....	6
Actual Number.....	6
Number of Separations During 2008.....	0

Civilian Personnel

Number Authorized.....	0
Actual Number.....	0
Number of Separations During 2008.....	0

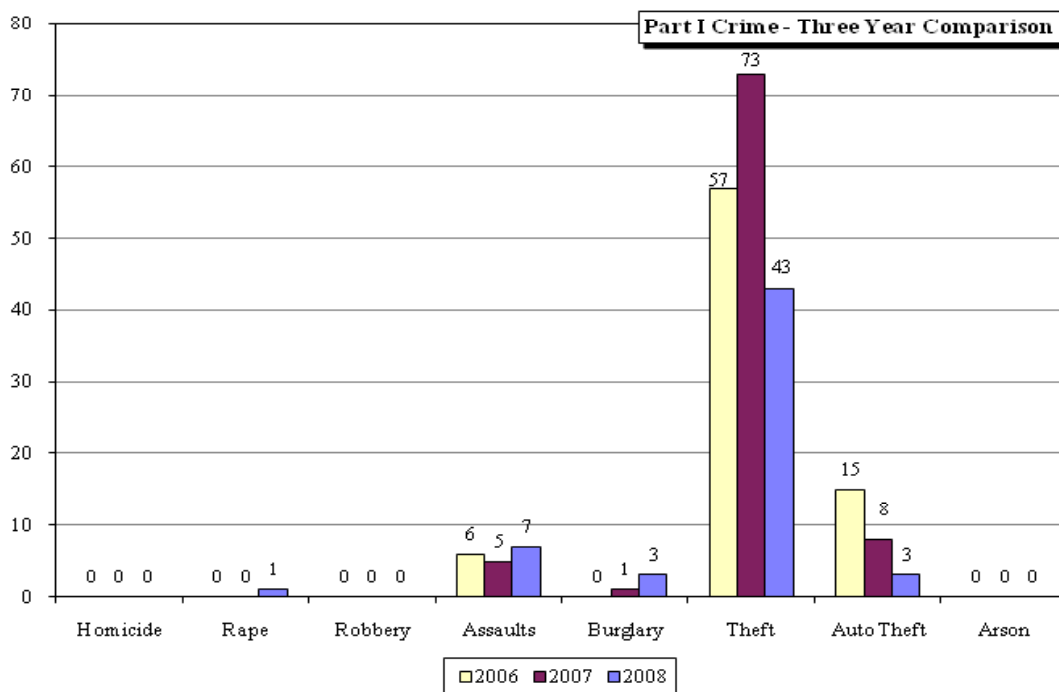
Total Police Personnel

Number Authorized.....	39
Actual Number.....	38
Number of Separations During 2008.....	2



PART I CRIMES - 2008

PART I CRIMES	REPORTED	UNFOUNDED	ACTUAL	CLEARED	% CLR.D.
HOMICIDE					
a. Murder & Manslaughter					
b. Negligent Homicide					
RAPE (Sexual Assault)	1		1		
a. Rape by Force	1		1		
b. Attempted Forcible Rape					
ROBBERY					
a. Firearm					
b. Knife or Cutting Instrument					
c. Other Dangerous Weapon					
d. Strong Arm (Hands, Etc.)					
ASSAULTS	7		7	7	100.0%
a. Firearm					
b. Knife or Cutting Instrument					
c. Other Dangerous Weapon	2		2	2	100.0%
d. Hands, Feet, Fists, Etc.-Agg. Inj.	1		1	1	100.0%
e. Other Assaults-Simple	4		4	4	100.0%
BURGLARY	3		3	2	66.7%
a. Forced Entry	3		3	2	66.7%
b. Non-Forced Entry					
c. Attempted Forced Entry					
THEFT	43		43	3	7.0%
a. Under \$50	2		2		
b. \$50 - \$200	13		13	1	7.7%
c. Over \$200	28		28	2	7.1%
AUTO THEFT	5	2	3		
a. Autos	5	2	3		
b. Trucks and Buses					
c. Other Vehicles					
ARSON					
Total	59	2	57	12	21.1%



Index Crime Comparison City of Brownsville vs. UT Brownsville

Offense Type	Offense	2007		2008	
		Brownsville Police	UT Brownsville Police	Brownsville Police	UT Brownsville Police
VIOLENT CRIME	Murder	5	0	4	0
	Rape	21	0	26	1
	Robbery	207	0	173	0
	Aggravated Assault	647	1	431	3
	Violent Crime Total	880	1	634	4
PROPERTY CRIME	Burglary	1,442	1	1,590	3
	Theft	7,574	73	8,205	43
	Motor Vehicle Theft	458	8	344	3
	Property Crime Total	9,474	82	10,139	49
TOTAL NUMBER OF INDEX CRIME		10,354	83	10,773	53

Value of Stolen and Recovered Property

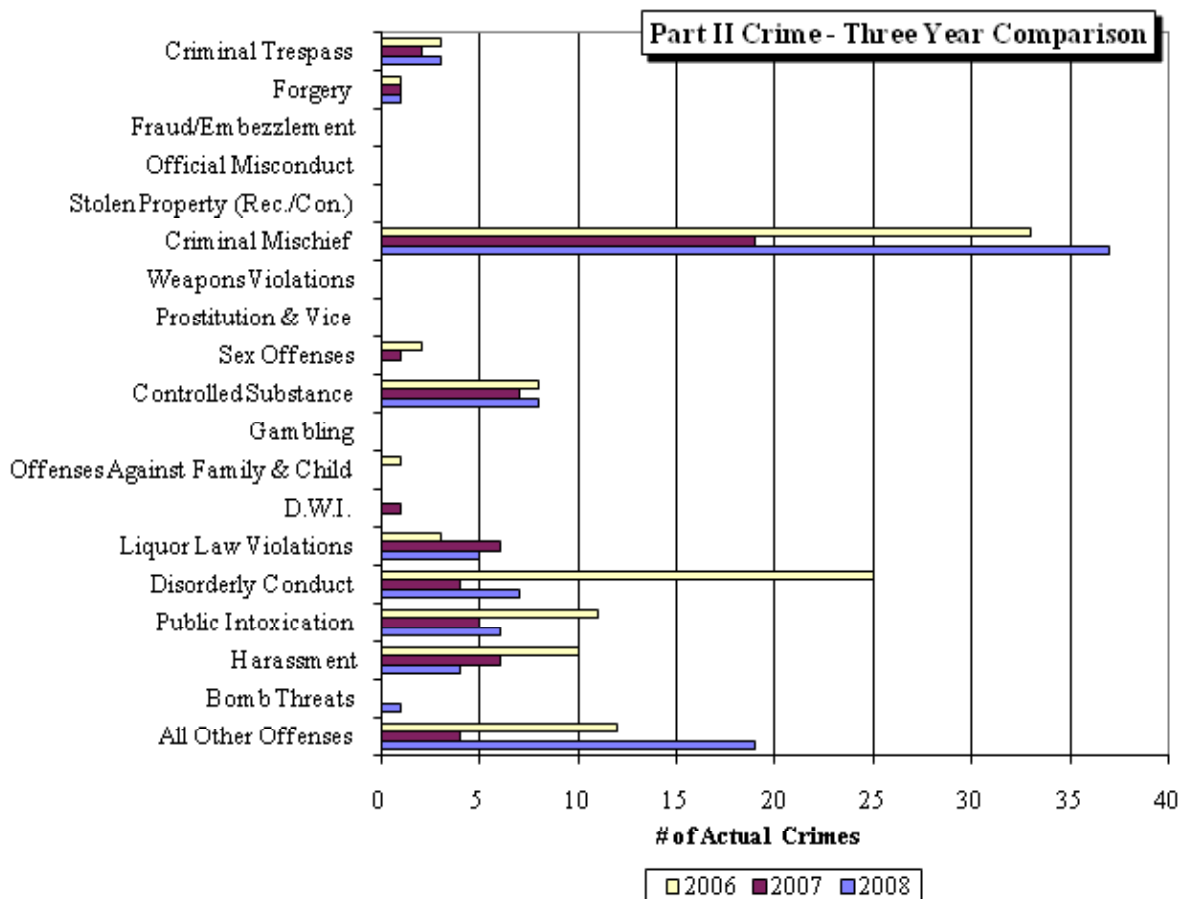
PROPERTY STOLEN	State	Private	Total	% State	% Pvt.
Robbery					
Burglary	\$75	\$330	\$405	18.5%	81.5%
Theft	\$1,215	\$12,280	\$13,495	9.0%	91.0%
Auto Theft		\$46,000	\$46,000		100.0%
Total	\$1,290	\$58,610	\$59,900	2.2%	97.8%
PROPERTY RECOVERED	State	Private	Total	% State Rcvd.	% Pvt.Rcvd.
Robbery					
Burglary					
Theft		\$8,500	\$8,500		69.2%
Auto Theft					
Total		\$8,500	\$8,500	Total % Rcvd.	14.2%

Burglary and Theft Target Section

Maintenance Shops		Offices	8
Warehouse Operations		Libraries	1
Locker Rooms/Restrooms	1	Classrooms	1
Activity Centers/Gymnasiums		Laboratories	1
Hospital Patient/Treatment Rooms		Bicycles	1
Retail Operations/Outlets	2	Vehicles	25
Dorm Rooms/Apartments	2	Other	4
Coin-Operated Machines		Total	46
		Number Computer Related	

Part II Crimes - 2008

PART II CRIMES	REPORTED	UNFOUNDED	ACTUAL	CLEARED	% CLRD.
Criminal Trespass	3		3	3	100.0%
Forgery	1		1		
Fraud / Embezzlement					
Official Misconduct					
Stolen Property (Rec./Con.)					
Criminal Mischief	37		37	4	10.8%
Weapons Violations					
Prostitution & Vice					
Sex Offenses					
Controlled Substance	8		8	8	100.0%
Gambling					
Offenses Against Family & Child					
D.W.I.					
Liquor Law Violations	5		5	4	80.0%
Disorderly Conduct	7		7	7	100.0%
Public Intoxication	6		6	6	100.0%
Harassment	4		4	1	25.0%
Bomb Threats	1		1		
All Other Offenses	20	1	19	19	100.0%
Total	92	1	91	52	57.1%



Arrests

Custodial Arrests	#/Year	Non-Custodial Arrests	#/Year
Number of Students	5	Number of Students	7
Number of Non-Students	13	Number of Non-Students	3
Total	18	Total	10
Number Under 18 y.o.a.		Number Under 18 y.o.a.	

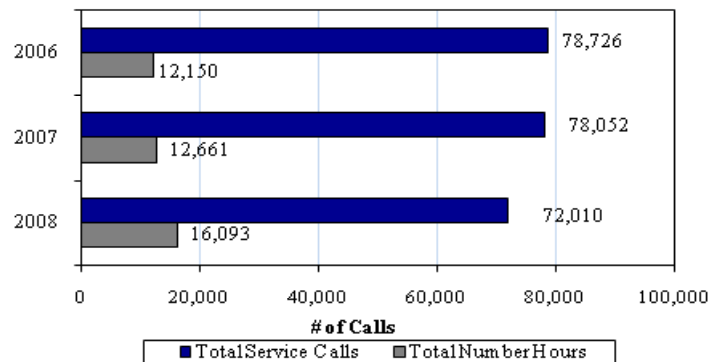
Traffic

Traffic Collisions	#/Year	Citations Issued	#/Year
Collisions with Damage Only	75	Moving Citations	24
Collisions with Injuries	2	Warning Citations	
Total	77	Parking Citations	
Collisions Involving Univ. Vehicles	4	Total	24

Calls for Services

Nature of Service Call	# of Calls for Year	Hours Spent on Call	Avg. Min. Per Call
Injured Person Reports	44	36	49
Unsecured Doors	1,778	75	3
Personnel Escorts-VIP's, Etc.	481	103	13
Property Escorts-Money, Etc.	729	235	19
Keys Issued by Dept.	204	21	6
All Entry Assists	14,827	2,190	9
Lost & Found Reports	912	547	36
All Motor Vehicle Assists	1,184	300	15
Non-Criminal Fingerprinting			
Number of Public Events	2	8	240
Temporary Parking Permits Issued	3,806	300	5
Personal Appearances-Instructor	2	6	180
Personal Appearances-Other	51	134	158
Crime Prevention - Sec. Surveys	87	76	
Crime Prevention - Operation ID			
Fire / Intrusion Alarm Calls	317	69	13
All Special Patrol(s)	141	483	206
Assist Outside Agency	71	36	30
Put up/Take Down Signs/Related Calls	249	42	10
Deliver Emergency Messages	26	11	25
Suspicious Persons/Activity Calls	142	68	29
Citizen Contacts/General Assistance to Public	43	27	38
Animal Calls	26	21	48
Actual Fires Req. Assistance/Related Calls	3	3	60
Security Checks/Security Badges Issued	6	1	10
Vehicle Tow-Away/Immobilization	75	16	13
Miscellaneous	46,804	11,285	14
Total	72,010	16,093	13

Call for Service - Three Year Comparison



THE UNIVERSITY OF TEXAS AT BROWNSVILLE

Personnel Issues

- Samuel Hernandez and Mario Rios successfully completed the UT System Police Academy and were commissioned as Police Officers.
- Five vacant guard positions were filled.
- All Police Dispatchers completed the required training to be certified Texas Law Enforcement Telecommunication System (TLETS) Operators.
- Officer Tirso Cruz completed academic work and earned a Bachelor's Degree in Physical Education.

Initiatives

- UT Brownsville Police, in partnership with the Student Government Association, conducted another successful Scorpion Academy. Participants that attended the two week academy were introduced to the field of law enforcement.
- The Crime Prevention unit continues being active. The unit, which consists of two officers, conducted numerous presentations to members of the university community. Among these were presentations on Alcohol Awareness, Workplace Violence, Theft, Dealing with Disruptive People, and Parent and Student Orientations on Safety, Security and the University Police.

Training

- 85% of all police personnel have attended the Law Enforcement Management Institute of Texas (LEMIT) training at Sam Houston State University. The training covered National Incident Management System (NIMS) training 100, 200, 700 & 800, and dealt with incident management command.
- All Police Officers continue to conduct monthly training in Active Shooting Response Training.
- All Police Officers completed their Texas Commission on Law Enforcement Officer Standards and Education (TCLEOSE) mandated training for the previous training cycle.

Accomplishments

- During 2008, a total of 149 Part I & II crimes were reported to UT Brownsville Police. This figure is a slight increase from the 146 reported in 2007, but the more serious Part I crimes decreased.
- Stolen vehicles decreased from 8 in 2007 to 3 in 2008.

Miscellaneous

- UT Brownsville Police applied and was approved for a TLETS terminal.
- UT Brownsville Police entered into a mutual aid agreement with U.S. Border Patrol to patrol the segment of the Border Fence that runs along the campus.



THE UNIVERSITY OF TEXAS AT DALLAS

DR. CALVIN D. JAMISON
Vice President for Business Affairs

MRS. COLLEEN L. RIDGE
Chief of Police

CAMPUS PROFILE

Campus Population

Number of Students.....	14,943
Number of Faculty.....	807
Number of Staff.....	1,902
Total.....	17,652

Jurisdiction

Total Area (Acres).....	493.178
Total Building Square Footage.....	2,794,460

All figures as of December 2008 collected from:
Office of Public Affairs and the Office of the Controller

POLICE PERSONNEL

Officers

Number Authorized.....	26
Actual Number.....	23
Number of Separations During 2008.....	7

Guards

Number Authorized.....	14
Actual Number.....	13
Number of Separations During 2008.....	5

TCO/Other Uniformed Personnel

Number Authorized.....	40
Actual Number.....	30
Number of Separations During 2008.....	19

Civilian Personnel

Number Authorized.....	6
Actual Number.....	6
Number of Separations During 2008.....	0

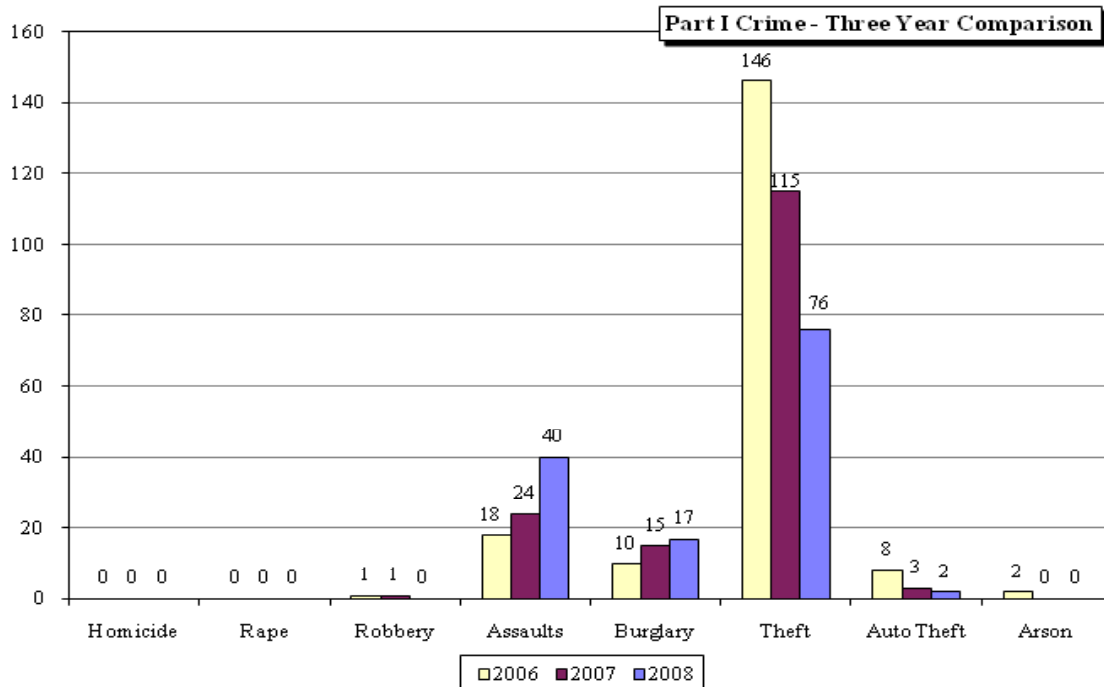
Total Police Personnel

Number Authorized.....	86
Actual Number.....	72
Number of Separations During 2008.....	31



PART I CRIMES - 2008

PART I CRIMES	REPORTED	UNFOUNDED	ACTUAL	CLEARED	% CLRD.
HOMICIDE					
a. Murder & Manslaughter					
b. Negligent Homicide					
RAPE (Sexual Assault)					
a. Rape by Force					
b. Attempted Forcible Rape					
ROBBERY					
a. Firearm					
b. Knife or Cutting Instrument					
c. Other Dangerous Weapon					
d. Strong Arm (Hands, Etc.)					
ASSAULTS	42	2	40	29	72.5%
a. Firearm					
b. Knife or Cutting Instrument	3		3	3	100.0%
c. Other Dangerous Weapon					
d. Hands, Feet, Fists, Etc.-Agg. Inj.	1		1	1	100.0%
e. Other Assaults-Simple	38	2	36	25	69.4%
BURGLARY	17		17		
a. Forced Entry	2		2		
b. Non-Forced Entry	14		14		
c. Attempted Forced Entry	1		1		
THEFT	76		76	14	18.4%
a. Under \$50	17		17	5	29.4%
b. \$50 - \$200	32		32	3	9.4%
c. Over \$200	27		27	6	22.2%
AUTO THEFT	2		2	2	100.0%
a. Autos	2		2	2	100.0%
b. Trucks and Buses					
c. Other Vehicles					
ARSON					
Total	137	2	135	45	33.3%



Index Crime Comparison City of Richardson vs. UT Dallas

Offense Type	Offense	2007		2008	
		Richardson Police	UT Dallas Police	Richardson Police	UT Dallas Police
VIOLENT CRIME	Murder	2	0	4	0
	Rape	23	0	23	0
	Robbery	136	1	112	0
	Aggravated Assault	131	5	130	4
	Violent Crime Total	292	6	269	4
PROPERTY CRIME	Burglary	792	15	849	17
	Theft	2,075	115	2,278	76
	Motor Vehicle Theft	245	3	252	2
	Property Crime Total	3,112	133	3,379	95
TOTAL NUMBER OF INDEX CRIME		3,404	139	3,648	99

Value of Stolen and Recovered Property

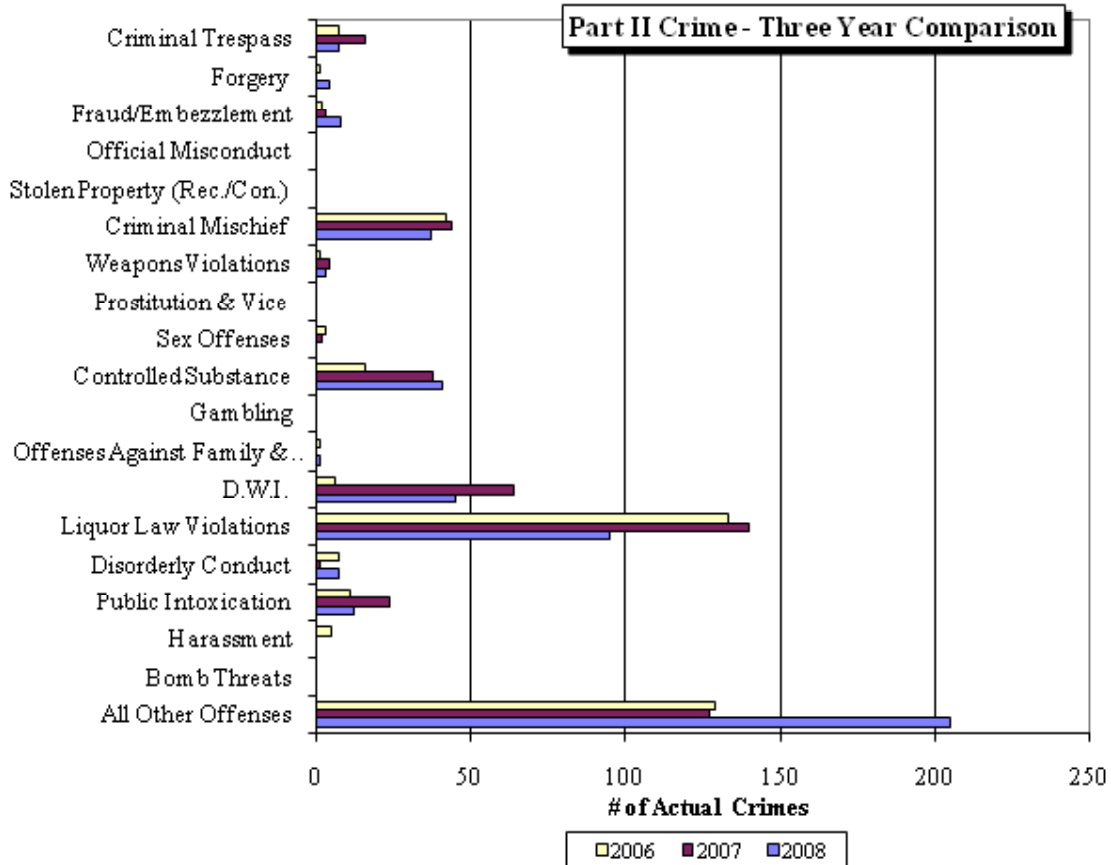
PROPERTY STOLEN	State	Private	Total	% State	% Pvt.
Robbery					
Burglary	\$310	\$7,941	\$8,251	3.8%	96.2%
Theft	\$3,889	\$15,420	\$19,309	20.1%	79.9%
Auto Theft		\$34,000	\$34,000		100.0%
Total	\$4,199	\$57,361	\$61,560	6.8%	93.2%
PROPERTY RECOVERED	State	Private	Total	% State Rcvd.	% Pvt.Rcvd.
Robbery					
Burglary					
Theft	\$1,947	\$1,890	\$3,837	50.1%	12.3%
Auto Theft		\$34,000	\$34,000		100.0%
Total	\$1,947	\$35,890	\$37,837	Total % Rcvd.	61.5%

Burglary and Theft Target Section

Maintenance Shops	2	Offices	2
Warehouse Operations		Libraries	1
Locker Rooms/Restrooms	4	Classrooms	6
Activity Centers/Gymnasiums		Laboratories	3
Hospital Patient/Treatment Rooms		Bicycles	12
Retail Operations/Outlets	3	Vehicles	18
Dorm Rooms/Apartments	27	Other	14
Coin-Operated Machines	1	Total	93
		Number Computer Related	13

Part II Crimes - 2008

PART II CRIMES	REPORTED	UNFOUNDED	ACTUAL	CLEARED	% CLRD.
Criminal Trespass	7		7	5	71.4%
Forgery	4		4		
Fraud / Embezzlement	8		8	1	12.5%
Official Misconduct					
Stolen Property (Rec./Con.)					
Criminal Mischief	38	1	37	7	18.9%
Weapons Violations	3		3	3	100.0%
Prostitution & Vice					
Sex Offenses					
Controlled Substance	41		41	41	100.0%
Gambling					
Offenses Against Family & Child	1		1	2	200.0%
D.W.I.	45		45	45	100.0%
Liquor Law Violations	95		95	95	100.0%
Disorderly Conduct	7		7	5	71.4%
Public Intoxication	12		12	12	100.0%
Harassment					
Bomb Threats					
All Other Offenses	205		205	156	76.1%
Total	466	1	465	372	80.0%



Arrests

Custodial Arrests		#/Year	Non-Custodial Arrests		#/Year
Number of Students		48	Number of Students		58
Number of Non-Students		129	Number of Non-Students		48
Total		177	Total		106
Number Under 18 y.o.a.		8	Number Under 18 y.o.a.		16

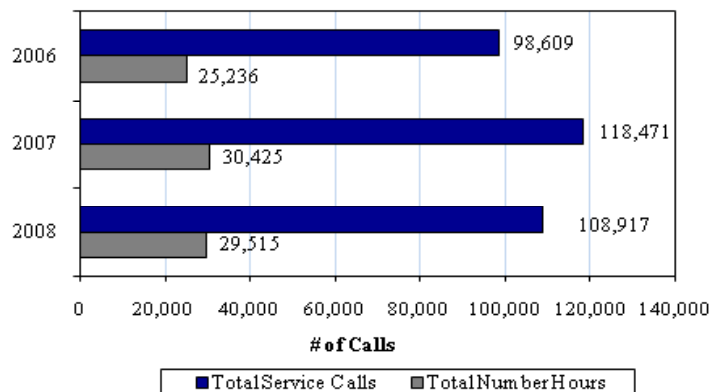
Traffic

Traffic Collisions		#/Year	Citations Issued		#/Year
Collisions with Damage Only		25	Moving Citations		1,493
Collisions with Injuries			Warning Citations		3,575
Total		25	Parking Citations		18,901
Collisions Involving Univ. Vehicles		10	Total		23,969

Calls for Services

Nature of Service Call	# of Calls for Year	Hours Spent on Call	Avg. Min. Per Call
Injured Person Reports	70	45	39
Unsecured Doors	4	1	15
Personnel Escorts-VIP's, Etc.	208	65	19
Property Escorts-Money, Etc.	466	237	31
Keys Issued by Dept.			
All Entry Assists	3,777	1,037	16
Lost & Found Reports	280	128	27
All Motor Vehicle Assists	581	83	9
Non-Criminal Fingerprinting	21	9	
Number of Public Events	172	1,644	573
Temporary Parking Permits Issued	76,388	6,729	5
Personal Appearances-Instructor	188	246	79
Personal Appearances-Other			
Crime Prevention - Sec. Surveys	300	200	40
Crime Prevention - Operation ID			
Fire / Intrusion Alarm Calls	257	80	19
All Special Patrol(s)	3,399	2,227	39
Assist Outside Agency	37	29	47
Put up/Take Down Signs/Related Calls	138	73	32
Deliver Emergency Messages	1	1	60
Suspicious Persons/Activity Calls	301	109	22
Citizen Contacts/General Assistance to Public	1,447	853	35
Animal Calls	7	2	17
Actual Fires Req. Assistance/Related Calls	22	24	65
Security Checks/Security Badges Issued			
Vehicle Tow-Away/Immobilization	133	81	37
Miscellaneous	20,720	15,612	45
Total	108,917	29,515	16

Call for Service - Three Year Comparison



THE UNIVERSITY OF TEXAS AT DALLAS

Personnel Issues

- Annual Awards:
Supervisor of the Year: Sergeant Rick Bauer
Officer of the Year: Officer Mark Routson
Patrol Safety Officer of the Year: Patrol Safety Officer Jeff Trammell
Civilian of the Year: Dorothy Miller
Telecommunications Operator of the Year: Telecommunications Operator Lisa Alexander
Explorer of the Year: Robert Haynes
Citizen of the Year: Dr. Robin & Dr. Mitch Shuchman
Rising Star: Doug Christensen
- Mike Ledbetter and Shawn Cabbage were hired as cadets and sent to the Police Academy.
- Lieutenant Tim Dorsey was hired and oversees the Support Services and Community Programs.
- Lieutenant Steve Finney was promoted to Captain and oversees Criminal Investigations.

Initiatives

- The Department participated in the National Night Out and was very successful.

Training

- Officers in the patrol division were all trained in Advanced Law Enforcement Rapid Response Training (ALEERT).
- UT Dallas officers received on average 78 hours of Texas Commission on Law Enforcement Officer Standards and Education (TCLEOSE) training in 2008.
- All officers received Ethics and Liability training.

Administrative Matters

- Preparation for relocation to a new police facility is taking place.

Accomplishments/Goals Reached

- Explorers won in Search and Seizure at the National Competition.
- Vehicles were equipped with a mobile version of records management software.

Miscellaneous

- A grant was received from the Department of Homeland Security Commercial Equipment Assistance Program and over \$79k in equipment was acquired.



THE UNIVERSITY OF TEXAS

SOUTHWESTERN MEDICAL CENTER AT DALLAS

MR. JOHN A. ROAN
Executive Vice President for Business Affairs

MR. TOM BICKERS
Chief of Police

CAMPUS PROFILE

Campus Population

Number of Students.....	2,415
Number of Faculty.....	1,953
Number of Staff.....	7,936
Total.....	12,304

Jurisdiction

Total Area (Acres).....	267.14
Total Building Square Footage.....	9,291,112

All figures as of December 2008 collected from:
Office of Public Affairs and the Office of the Controller

POLICE PERSONNEL

Officers

Number Authorized.....	41
Actual Number.....	34
Number of Separations During 2008.....	2

Guards

Number Authorized.....	81
Actual Number.....	73
Number of Separations During 2008.....	17

TCO/Other Uniformed Personnel

Number Authorized.....	19
Actual Number.....	19
Number of Separations During 2008.....	0

Civilian Personnel

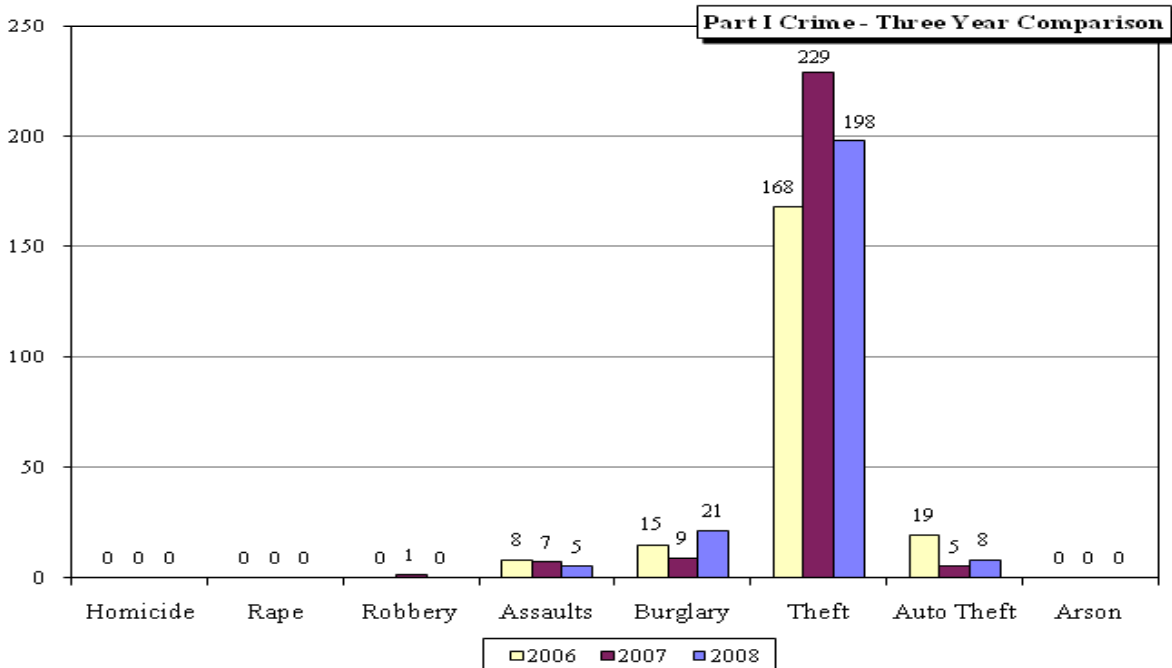
Number Authorized.....	10
Actual Number.....	10
Number of Separations During 2008.....	2

Total Police Personnel

Number Authorized.....	151
Actual Number.....	135
Number of Separations During 2008.....	21

PART I CRIMES - 2008

PART I CRIMES	REPORTED	UNFOUNDED	ACTUAL	CLEARED	% CLRD.
HOMICIDE					
a. Murder & Manslaughter					
b. Negligent Homicide					
RAPE (Sexual Assault)					
a. Rape by Force					
b. Attempted Forcible Rape					
ROBBERY					
a. Firearm					
b. Knife or Cutting Instrument					
c. Other Dangerous Weapon					
d. Strong Arm (Hands, Etc.)					
	5		5	1	20.0%
ASSAULTS					
a. Firearm					
b. Knife or Cutting Instrument					
c. Other Dangerous Weapon					
d. Hands, Feet, Fists, Etc. - Agg. Inj.					
e. Other Assaults - Simple	5		5	1	20.0%
BURGLARY	21		21		
a. Forced Entry	18		18		
b. Non-Forced Entry	3		3		
c. Attempted Forced Entry					
THEFT	209	11	198	5	2.5%
a. Under \$50	53	2	51	3	5.9%
b. \$50 - \$200	60	6	54	1	1.9%
c. Over \$200	96	3	93	1	1.1%
AUTO THEFT	8		8		
a. Autos	2		2		
b. Trucks and Buses	6		6		
c. Other Vehicles					
ARSON					
Total	243	11	232	6	2.6%



Index Crime Comparison City of Dallas vs. UT SWMC at Dallas

Offense Type	Offense	2007		2008	
		Dallas Police	UT SWMC Police	Dallas Police	UT SWMC Police
VIOLENT CRIME	Murder	200	0	170	0
	Rape	511	0	499	0
	Robbery	7,222	1	6,466	0
	Aggravated Assault	5,315	0	4,285	0
	Violent Crime Total	13,248	1	11,420	0
PROPERTY CRIME	Burglary	22,472	9	21,149	21
	Theft	47,699	229	42,402	198
	Motor Vehicle Theft	13,791	5	12,208	8
	Property Crime Total	83,962	243	75,759	227
TOTAL NUMBER OF INDEX CRIME		97,210	244	87,179	227

Value of Stolen and Recovered Property

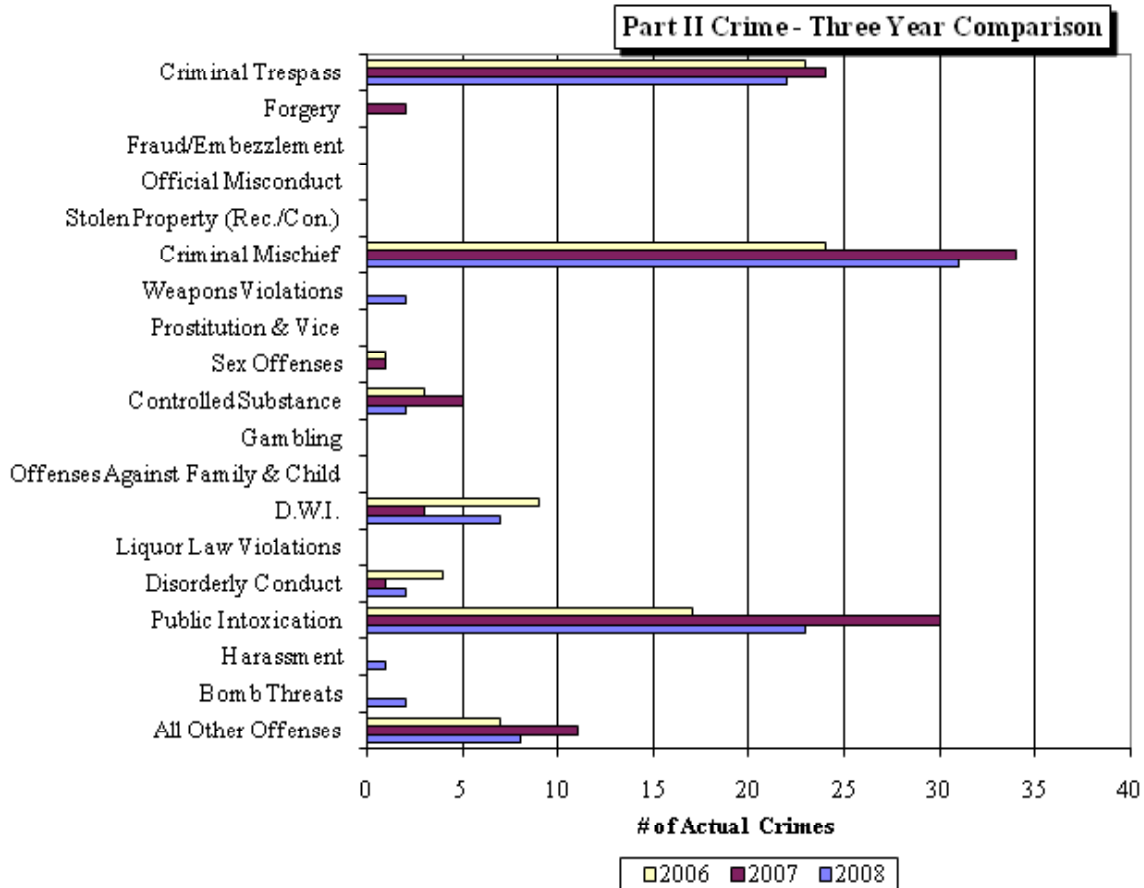
PROPERTY STOLEN	State	Private	Total	% State	% Pvt.
Robbery					
Burglary	\$1,251	\$27,073	\$28,324	4.4%	95.6%
Theft	\$229,149	\$56,358	\$285,507	80.3%	19.7%
Auto Theft		\$134,589	\$134,589		100.0%
Total	\$230,400	\$218,020	\$448,420	51.4%	48.6%
PROPERTY RECOVERED	State	Private	Total	% State Rcvd.	% Pvt. Rcvd.
Robbery					
Burglary					
Theft	\$1	\$450	\$451		0.8%
Auto Theft		\$89,469	\$89,469		66.5%
Total	\$1	\$89,919	\$89,920	Total % Rcvd.	20.1%

Burglary and Theft Target Section

Maintenance Shops	1	Offices	70
Warehouse Operations		Libraries	1
Locker Rooms/Restrooms	5	Classrooms	2
Activity Centers/Gymnasiums	1	Laboratories	9
Hospital Patient/Treatment Rooms	11	Bicycles	
Retail Operations/Outlets	5	Vehicles	65
Dorm Rooms/Apartments		Other	48
Coin-Operated Machines	1	Total	219
		Number Computer Related	

Part II Crimes - 2008

PART II CRIMES	REPORTED	UNFOUNDED	ACTUAL	CLEARED	% CLRD.
Criminal Trespass	22		22	22	100.0%
Forgery					
Fraud / Embezzlement					
Official Misconduct					
Stolen Property (Rec./Con.)					
Criminal Mischief	31		31		
Weapons Violations	2		2	2	100.0%
Prostitution & Vice					
Sex Offenses					
Controlled Substance	2		2	2	100.0%
Gambling					
Offenses Against Family & Child					
D.W.I.	7		7	7	100.0%
Liquor Law Violations					
Disorderly Conduct	2		2	2	100.0%
Public Intoxication	23		23	23	100.0%
Harassment	1		1		
Bomb Threats	2		2		
All Other Offenses	8		8	5	62.5%
Total	100		100	63	63.0%



Arrests

Custodial Arrests		#/Year	Non-Custodial Arrests		#/Year
Number of Students			Number of Students		
Number of Non-Students		94	Number of Non-Students		5
Total		94	Total		5
Number Under 18 y.o.a.			Number Under 18 y.o.a.		

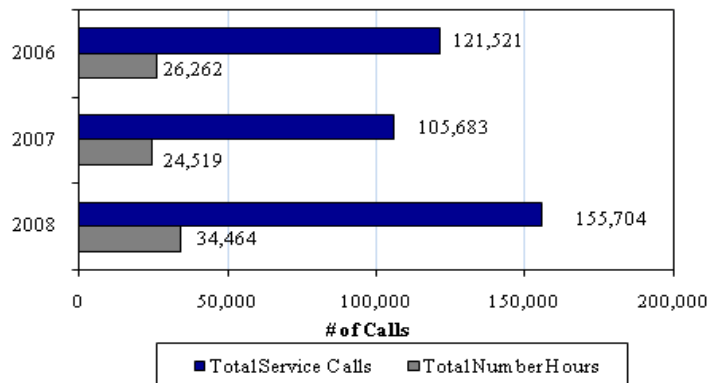
Traffic

Traffic Collisions		#/Year	Citations Issued		#/Year
Collisions with Damage Only		59	Moving Citations		7
Collisions with Injuries		1	Warning Citations		260
Total		60	Parking Citations		8,936
Collisions Involving Univ. Vehicles		30	Total		9,203

Calls for Services

Nature of Service Call	# of Calls for Year	Hours Spent on Call	Avg. Min. Per Call
Injured Person Reports	364	115	19
Unsecured Doors	31,047	3,100	6
Personnel Escorts-VIP's, Etc.	2,779	277	6
Property Escorts-Money, Etc.	508	157	19
Keys Issued by Dept.			
All Entry Assists	12,889	1,707	8
Lost & Found Reports			
All Motor Vehicle Assists	1,588	292	11
Non-Criminal Fingerprinting	475	176	22
Number of Public Events	5,826	2,964	31
Temporary Parking Permits Issued			
Personal Appearances-Instructor	54	61	68
Personal Appearances-Other	40	54	81
Crime Prevention - Sec. Surveys			
Crime Prevention - Operation ID			
Fire / Intrusion Alarm Calls	1,138	114	6
All Special Patrol(s)	6,203	3,406	33
Assist Outside Agency	176	87	30
Put up/Take Down Signs/Related Calls			
Deliver Emergency Messages			
Suspicious Persons/Activity Calls	943	194	12
Citizen Contacts/General Assistance to Public	198	39	12
Animal Calls	3	3	60
Actual Fires Req. Assistance/Related Calls	7	5	43
Security Checks/Security Badges Issued	83,505	17,061	12
Vehicle Tow-Away/Immobilization	1		
Miscellaneous	7,960	4,652	35
Total	155,704	34,464	13

Call for Service - Three Year Comparison



THE UNIVERSITY OF TEXAS

SOUTHWESTERN MEDICAL CENTER AT DALLAS

Personnel Issues

- Patrol Division promoted Officer Allan Houser to Corporal.
- Communications Division added (3) three Communications Officers.
- Access Control acquired a Technical Support Specialist, Joshua McKean
- Guards changed to the Public Safety Officer uniform patch and badge to reflect the new title change.
- Diane Walter, Administrative Coordinator, retired.
- Kathy Bledsoe was hired for the Administrative Coordinator position.
- Sergeant Kenneth Baptiste was deployed to Kyrgyzstan and returned in March, 2009.
- Marcus Lewis was promoted to the position of Operations Captain.

Initiatives

- Achieved 100% migration to a centralized Communication Center that replaced Zale Lipshy Hospital and St. Paul Hospital's individual Communication Centers.
- Formalized an After Action Report that allows for thorough reviews of emergency responses.
- Patrol Safety Officer (PSO's) are now included in our Community Service Program.
- Participated in the 4th Annual UT Southwestern Health Fair at TJ Rusk Middle School which provides free health screenings for participants in the Dallas community.

Training

- Fourteen officers went through the Advanced Law Enforcement Rapid Response Training (ALERRT) Active Shooter training.
- The department conducted two Rape Aggression Defense (RAD) courses for the UT Southwestern community.
- Public Safety Officers have received bike training. They are now part of the bike patrol team.

Administrative Matters

- Department Organization Chart has been updated to include the new responsibilities of Captain.

Accomplishments/Goals

- We expanded our radio system to allow for redundancy in the event of major power interruptions.
- Corporal Tim McKinney won first place individually in the Chancellor's Trophy Shoot.

Miscellaneous

- The Vice President for Business Affairs established a procedure which requires that all access approvals go through Access Control before authorization is granted.
- The department began using mobile records management so that officers can silently mark out at locations. This reduces radio traffic and provides more accurate reporting.
- Two Ford Crown Victoria patrol cars were placed into service.
- New Public Safety Office van was purchased.
- New patrol rifles were purchased.
- Grant money was received which allowed for the purchase of protective armor for officers.
- All department phones were replaced with new Siemens phone system.
- The Texas Law Enforcement Telecommunications System (TLETS) upgrade to the Omnix System was completed.

THE UNIVERSITY OF TEXAS AT EL PASO

MR. RICHARD ADAUTO
Executive Vice President

MR. CLIFTON WALSH
Chief of Police

CAMPUS PROFILE

Campus Population

Number of Students.....	20,458
Number of Faculty.....	1,121
Number of Staff.....	1,760
Total.....	23,339

Jurisdiction

Total Area (Acres).....	451.90
Total Building Square Footage.....	4,332,263

All figures as of December 2008 collected from:
Office of Public Affairs and the Office of the Controller

POLICE PERSONNEL

Officers

Number Authorized.....	23
Actual Number.....	20
Number of Separations During 2008.....	1

Guards

Number Authorized.....	18
Actual Number.....	18
Number of Separations During 2008.....	3

TCO/Other Uniformed Personnel

Number Authorized.....	9
Actual Number.....	9
Number of Separations During 2008.....	1

Civilian Personnel

Number Authorized.....	6
Actual Number.....	6
Number of Separations During 2008.....	0

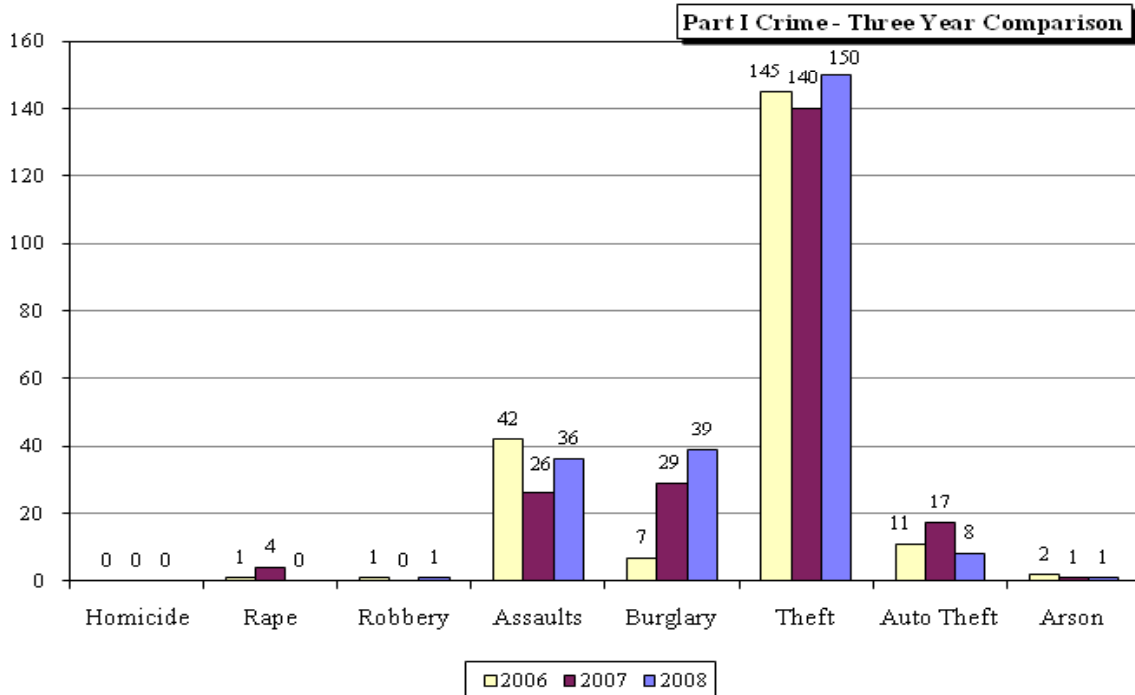
Total Police Personnel

Number Authorized.....	56
Actual Number.....	53
Number of Separations During 2008.....	5



PART I CRIMES - 2008

PART I CRIMES	REPORTED	UNFOUNDED	ACTUAL	CLEARED	% CLRD.
HOMICIDE					
a. Murder & Manslaughter					
b. Negligent Homicide					
RAPE (Sexual Assault)					
a. Rape by Force					
b. Attempted Forcible Rape					
ROBBERY	1		1		
a. Firearm					
b. Knife or Cutting Instrument					
c. Other Dangerous Weapon					
d. Strong Arm (Hands,Etc.)	1		1		
ASSAULTS	39	3	36	33	91.7%
a. Firearm					
b. Knife or Cutting Instrument					
c. Other Dangerous Weapon	2		2	1	50.0%
d. Hands,Feet,Fists,Etc.-Agg. Inj.	1		1	1	100.0%
e. Other Assaults-Simple	36	3	33	31	93.9%
BURGLARY	39		39	6	15.4%
a. Forced Entry	2		2		
b. Non-Forced Entry	37		37	6	16.2%
c. Attempted Forced Entry					
THEFT	162	12	150	18	12.0%
a. Under \$50	45	4	41	8	19.5%
b. \$50 - \$200	48	3	45	3	6.7%
c. Over \$200	69	5	64	7	10.9%
AUTO THEFT	9	1	8	1	12.5%
a. Autos	5	1	4		
b. Trucks and Buses	2		2		
c. Other Vehicles	2		2	1	50.0%
ARSON	1		1		
Total	251	16	235	58	24.7%



Index Crime Comparison City of El Paso vs. UT El Paso

Offense Type	Offense	2007		2008	
		El Paso Police	UT El Paso Police	El Paso Police	UT El Paso Police
VIOLENT CRIME	Murder	17	0	17	0
	Rape	260	4	181	0
	Robbery	472	0	456	1
	Aggravated Assault	1,827	1	2,171	3
	Violent Crime Total	2,576	5	2,825	4
PROPERTY CRIME	Burglary	2,149	29	2,079	39
	Theft	14,526	140	14,870	150
	Motor Vehicle Theft	3,049	17	2,753	8
	Property Crime Total	19,724	186	19,702	197
TOTAL NUMBER OF INDEX CRIME		22,300	191	22,527	201

Value of Stolen and Recovered Property

PROPERTY STOLEN	State	Private	Total	% State	% Pvt.
Robbery		\$20	\$20		100.0%
Burglary	\$21,408	\$4,149	\$25,557	83.8%	16.2%
Theft	\$22,414	\$36,341	\$58,755	38.1%	61.9%
Auto Theft	\$13,400	\$34,500	\$47,900	28.0%	72.0%
Total	\$57,222	\$75,010	\$132,232	43.3%	56.7%
PROPERTY RECOVERED	State	Private	Total	% State Rcvd.	% Pvt.Rcvd.
Robbery					
Burglary	\$252	\$430	\$682	1.2%	10.4%
Theft	\$888	\$460	\$1,348	4.0%	1.3%
Auto Theft	\$2,500	\$13,000	\$15,500	18.7%	37.7%
Total	\$3,640	\$13,890	\$17,530	Total % Rcvd.	13.3%

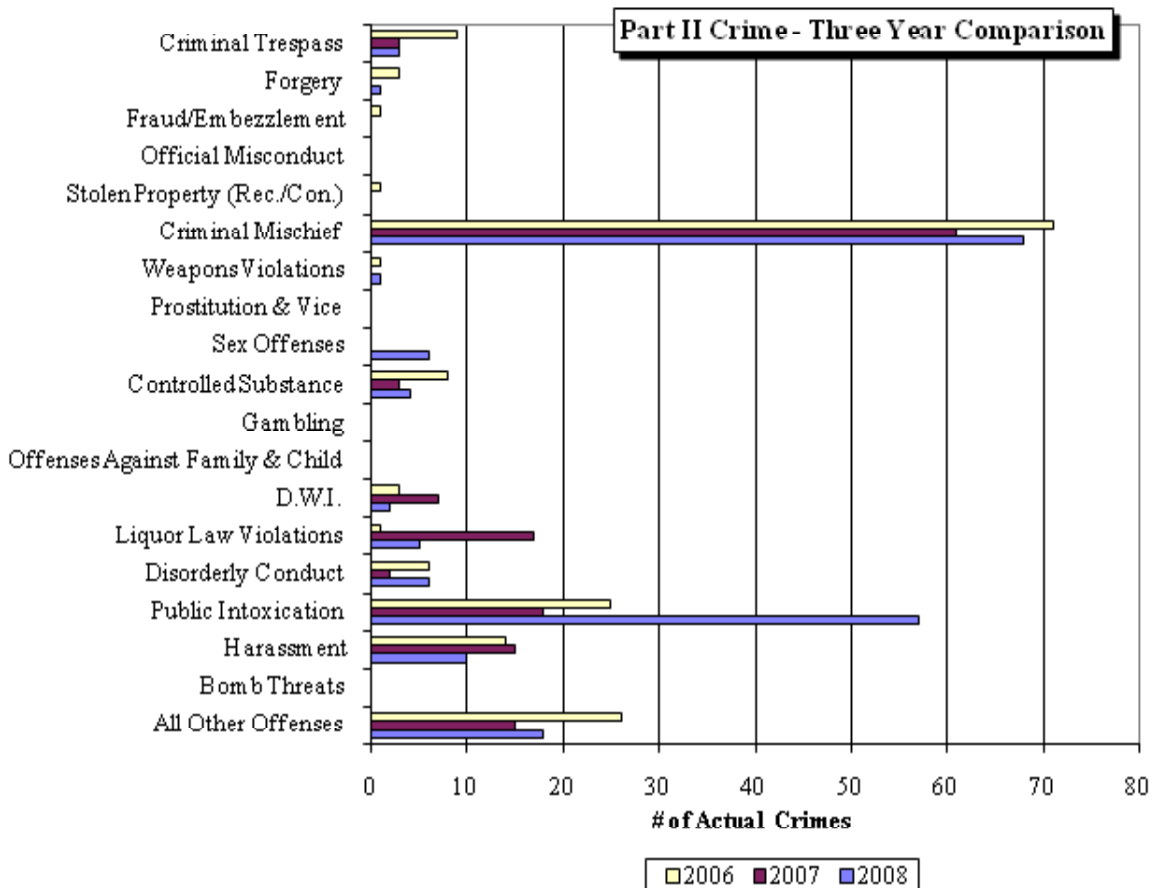
Burglary and Theft Target Section

Maintenance Shops	1	Offices	37
Warehouse Operations		Libraries	5
Locker Rooms/Restrooms	4	Classrooms	9
Activity Centers/Gymnasiums	17	Laboratories	5
Hospital Patient/Treatment Rooms		Bicycles	15
Retail Operations/Outlets	11	Vehicles	46
Dorm Rooms/Apartments	7	Other	30
Coin-Operated Machines	2	Total	189
		Number Computer Related	25



Part II Crimes - 2008

PART II CRIMES	REPORTED	UNFOUNDED	ACTUAL	CLEARED	% CLRD.
Criminal Trespass	3		3	2	66.7%
Forgery	1		1	1	100.0%
Fraud / Embezzlement					
Official Misconduct					
Stolen Property (Rec./Con.)					
Criminal Mischief	68		68	6	8.8%
Weapons Violations	1		1	1	100.0%
Prostitution & Vice					
Sex Offenses	6		6	2	33.3%
Controlled Substance	4		4	4	100.0%
Gambling					
Offenses Against Family & Child	1	1			
D.W.I.	2		2	2	100.0%
Liquor Law Violations	5		5	5	100.0%
Disorderly Conduct	6		6	6	100.0%
Public Intoxication	57		57	57	100.0%
Harassment	12	2	10	5	50.0%
Bomb Threats					
All Other Offenses	18		18	12	66.7%
Total	184	3	181	103	56.9%



Arrests

Custodial Arrests		#/Year	Non-Custodial Arrests		#/Year
Number of Students		40	Number of Students		5
Number of Non-Students		102	Number of Non-Students		10
Total		142	Total		15
Number Under 18 y.o.a.		1	Number Under 18 y.o.a.		

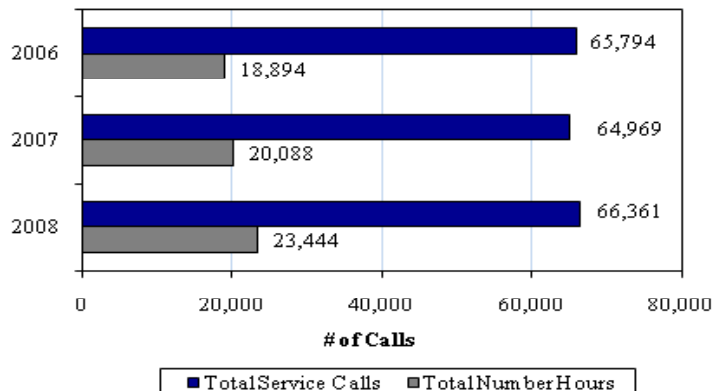
Traffic

Traffic Collisions		#/Year	Citations Issued		#/Year
Collisions with Damage Only		77	Moving Citations		419
Collisions with Injuries		4	Warning Citations		569
Total		81	Parking Citations		11,567
Collisions Involving Univ. Vehicles		10	Total		12,555

Calls for Services

Nature of Service Call	# of Calls for Year	Hours Spent on Call	Avg. Min. Per Call
Injured Person Reports	154	58	23
Unsecured Doors	9,166	815	5
Personnel Escorts-VIP's, Etc.	1,345	205	9
Property Escorts-Money, Etc.	1,939	579	18
Keys Issued by Dept.			
All Entry Assists	2,562	411	10
Lost & Found Reports	1,052	158	9
All Motor Vehicle Assists	915	199	13
Non-Criminal Fingerprinting	3	1	20
Number of Public Events	65	4,663	4304
Temporary Parking Permits Issued			
Personal Appearances-Instructor	31	475	919
Personal Appearances-Other	91	1,394	919
Crime Prevention - Sec. Surveys	41	739	1081
Crime Prevention - Operation ID	4	32	480
Fire / Intrusion Alarm Calls	695	212	18
All Special Patrol(s)	5,462	3,341	37
Assist Outside Agency	114	87	46
Put up/Take Down Signs/Related Calls	2,909	792	16
Deliver Emergency Messages	14	9	39
Suspicious Persons/Activity Calls	1,172	340	17
Citizen Contacts/General Assistance to Public	8,726	424	3
Animal Calls	30	15	30
Actual Fires Req. Assistance/Related Calls	22	10	27
Security Checks/Security Badges Issued			
Vehicle Tow-Away/Immobilization	15	11	44
Miscellaneous	29,834	8,474	17
Total	66,361	23,444	21

Call for Service - Three Year Comparison



THE UNIVERSITY OF TEXAS AT EL PASO

Personnel Issues

- Sergeant Micki Lintz graduated from the 235th session of the FBI National Academy.
- Officer James Arbogast and Guard Gilbert Viera received the UT System Police Meritorious Conduct Award for exemplary behavior in dealing with a knife wielding subject.
- Officer David Grijalva received a promotion to Sergeant.
- Officers Naipo Robertson and David Falin received promotions to Corporal, the first level of supervision.
- Assistant Chief Ray Rodriguez was named 1st Vice-President for the Texas Chapter of the FBI National Academy Associates.

Initiatives

- Conducted 11 “Putting the Pieces Together” workshops with 438 participants. Staff, faculty and students attend this 1.5 hr safety workshop hosted by UT El Paso PD and Student Life and Counseling Services. The workshop integrates the System “Shots Fired” video.
- Creation of the “Campus Student and Behavior” collaborative with the Office of Student Life, Parking and Transportation, Student Health Services and Facilities Services to enhance team effort to promote student academic success.
- Established a more convenient one-stop reporting process with the Office of International Programs for students to report lost I-20 immigration documents.
- The Crime Prevention Office conducted 46 Crime Prevention Presentations to 4,139 participants and completed 9 Asset Protection CPTED facility surveys.
- The “3rd Annual Miner Move-In” was held at Miner Village and grew to include the Criminal Justice Student Society. Miner Move-In provides opportunities to inform students and parents about safety and crime prevention tips while assisting with their move-in.
- Established the “Miner Village Community Watch Program” with Miner Village residents, staff and police to enhance Miner Village resident safety.
- Changed locations of selected bicycle racks on campus and increased Bike Registrations to reduce the risk of theft and increase the probability of recovery.
- The department continues its green initiative with the addition of two more T-3 electric transports, for a total fleet of six T-3’s .
- Department staff participated in the 22nd Mother/Daughter – Father/Son Program.
- Department staff participated in the 2008 Women in Law Enforcement Career Expo.

Training

- 2,500 hours of training completed by Officers, Guards, and Telecommunications Operators.
- Guard Rey Chavez was certified in Crime Prevention Through Environmental Design (CPTED).
- International Police Mountain Bike Association (IPMBA) training was provided to area law enforcement agencies such as the El Paso Police and El Paso Sheriff’s Department.

Administrative Matters

- Pilot program was established for the new performance evaluations

Accomplishments / Goals Reached

- UT El Paso experienced 167 crime free days or 46% of the calendar year as crime free.



THE UNIVERSITY OF TEXAS

MEDICAL BRANCH AT GALVESTON

MR. MICHAEL R. SHRINER
Vice President for Facilities & Campus Services

MR. CHARLES D. BROWN
Chief of Police

CAMPUS PROFILE

Campus Population

Number of Students.....	2,338
Number of Faculty.....	1,336
Number of Staff.....	11,243
Total.....	14,917

Jurisdiction

Total Area (Acres).....	150.19
Total Building Square Footage.....	6,290,032.10

All figures as of December 2008 collected from:
Office of Public Affairs and the Office of the Controller

POLICE PERSONNEL

Officers

Number Authorized.....	54
Actual Number.....	54
Number of Separations During 2008.....	5

Guards

Number Authorized.....	21
Actual Number.....	21
Number of Separations During 2008.....	13

TCO/Other Uniformed Personnel

Number Authorized.....	9
Actual Number.....	9
Number of Separations During 2008.....	1

Civilian Personnel

Number Authorized.....	6
Actual Number.....	6
Number of Separations During 2008.....	0

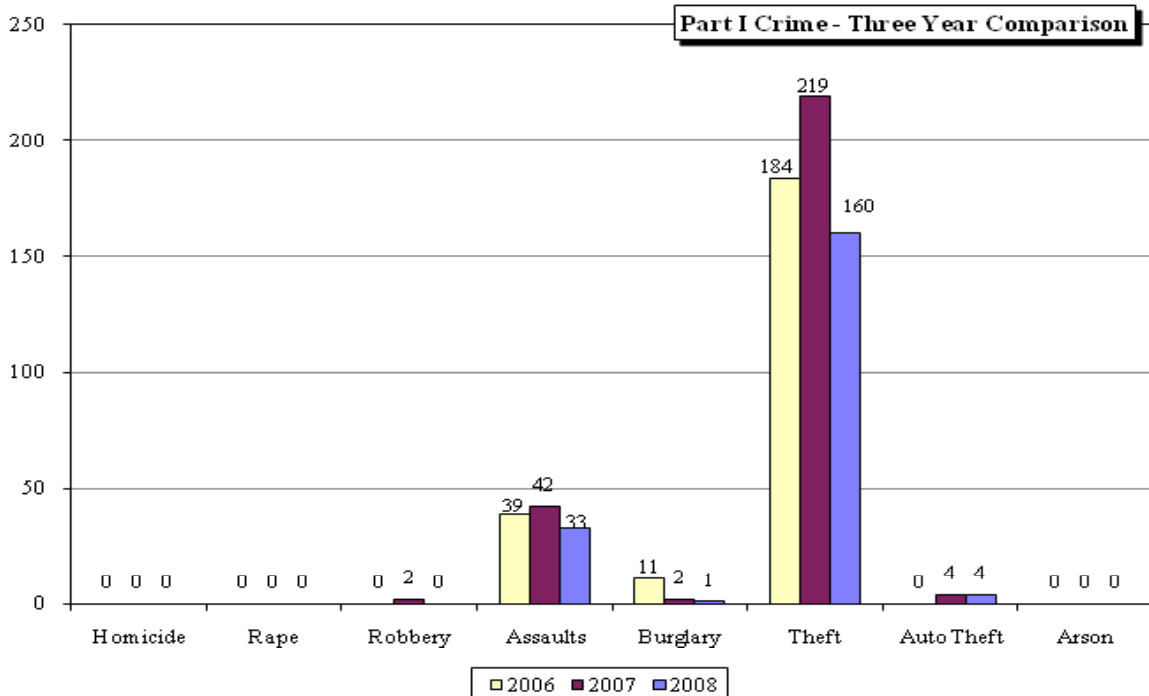
Total Police Personnel

Number Authorized.....	90
Actual Number.....	90
Number of Separations During 2008.....	19



PART I CRIMES - 2008

PART I CRIMES	REPORTED	UNFOUNDED	ACTUAL	CLEARED	% CLR.D.
HOMICIDE					
a. Murder & Manslaughter					
b. Negligent Homicide					
RAPE (Sexual Assault)					
a. Rape by Force					
b. Attempted Forcible Rape					
ROBBERY					
a. Firearm					
b. Knife or Cutting Instrument					
c. Other Dangerous Weapon					
d. Strong Arm (Hands, Etc.)					
ASSAULTS	35	2	33	18	54.5%
a. Firearm					
b. Knife or Cutting Instrument					
c. Other Dangerous Weapon					
d. Hands, Feet, Fists, Etc. - Agg. Inj.					
e. Other Assaults - Simple	35	2	33	18	54.5%
BURGLARY	1		1		
a. Forced Entry					
b. Non-Forced Entry	1		1		
c. Attempted Forced Entry					
THEFT	172	12	160	13	8.1%
a. Under \$50	49	3	46	5	10.9%
b. \$50 - \$200	43	3	40	4	10.0%
c. Over \$200	80	6	74	4	5.4%
AUTO THEFT	5	1	4	2	50.0%
a. Autos	3	1	2	1	50.0%
b. Trucks and Buses	1		1	1	100.0%
c. Other Vehicles	1		1		
ARSON					
Total	213	15	198	33	16.7%



Index Crime Comparison City of Galveston vs. UT Galveston

Offense Type	Offense	2007		2008	
		Galveston Police	UT Galveston Police	Galveston Police	UT Galveston Police
VIOLENT CRIME	Murder	7	0	4	0
	Rape	82	0	78	0
	Robbery	209	2	146	0
	Aggravated Assault	287	0	216	0
	Violent Crime Total	585	2	444	0
PROPERTY CRIME	Burglary	757	2	748	1
	Theft	2,380	219	2,067	160
	Motor Vehicle Theft	324	4	257	4
	Property Crime Total	3,461	225	3,072	165
TOTAL NUMBER OF INDEX CRIME		4,046	227	3,516	165

Value of Stolen and Recovered Property

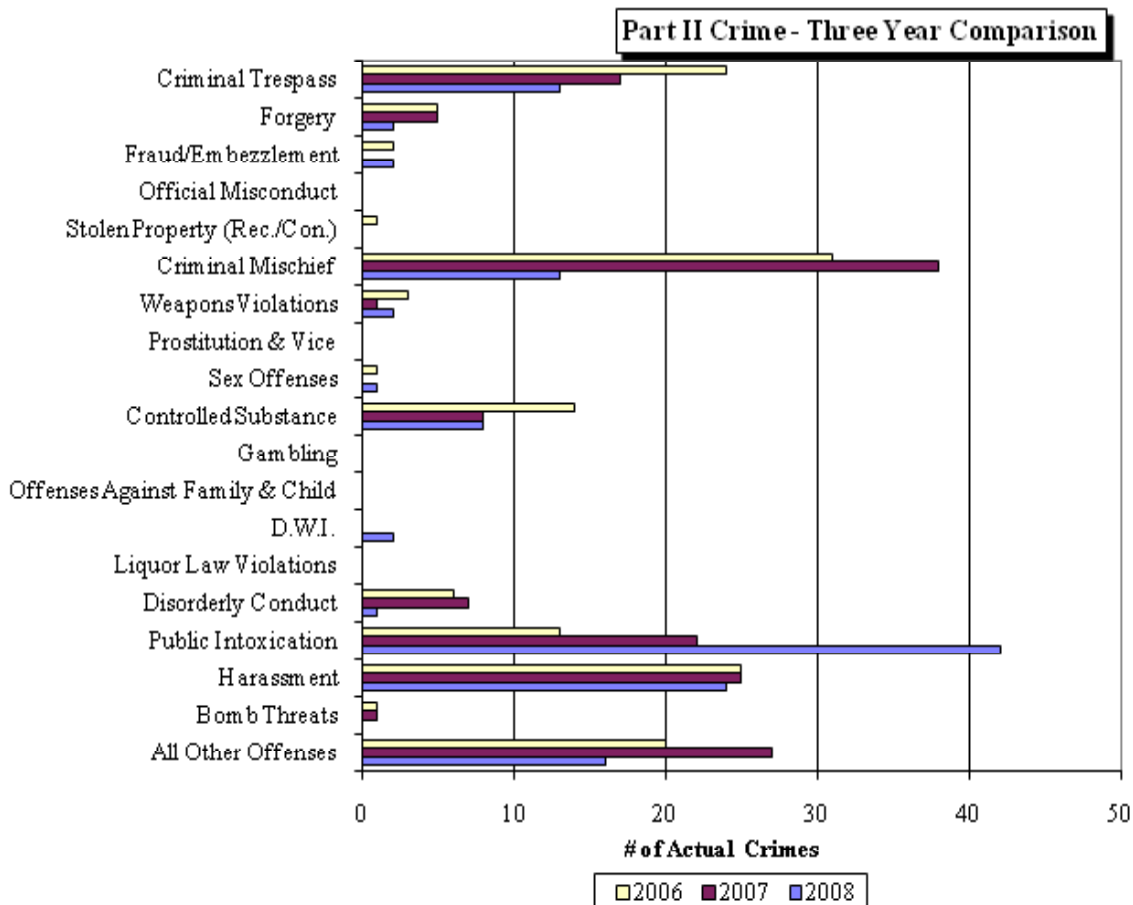
PROPERTY STOLEN	State	Private	Total	% State	% Pvt.
Robbery					
Burglary	\$2,100		\$2,100	100.0%	
Theft	\$82,704	\$31,389	\$114,093	72.5%	27.5%
Auto Theft	\$5,414	\$7,500	\$12,914	41.9%	58.1%
Total	\$90,218	\$38,889	\$129,107	69.9%	30.1%
PROPERTY RECOVERED	State	Private	Total	% State Rcvd.	% Pvt. Rcvd.
Robbery					
Burglary					
Theft	\$76	\$887	\$963	0.1%	2.8%
Auto Theft		\$7,500	\$7,500		100.0%
Total	\$76	\$8,387	\$8,463	Total % Rcvd.	6.6%

Burglary and Theft Target Section

Maintenance Shops		Offices	64
Warehouse Operations	2	Libraries	
Locker Rooms/Restrooms	2	Classrooms	1
Activity Centers/Gymnasiums		Laboratories	
Hospital Patient/Treatment Rooms	18	Bicycles	12
Retail Operations/Outlets	1	Vehicles	19
Dorm Rooms/Apartments	9	Other	31
Coin-Operated Machines	2	Total	161
		Number Computer Related	12

Part II Crimes - 2008

PART II CRIMES	REPORTED	UNFOUNDED	ACTUAL	CLEARED	% CLR.D.
Criminal Trespass	13		13	13	100.0%
Forgery	2		2	1	50.0%
Fraud / Embezzlement	2		2	2	100.0%
Official Misconduct					
Stolen Property (Rec./Con.)					
Criminal Mischief	13		13	1	7.7%
Weapons Violations	2		2	1	50.0%
Prostitution & Vice					
Sex Offenses	1		1		
Controlled Substance	8		8	12	150.0%
Gambling					
Offenses Against Family & Child					
D.W.I.	2		2	3	150.0%
Liquor Law Violations					
Disorderly Conduct	1		1	1	100.0%
Public Intoxication	43	1	42	36	85.7%
Harassment	26	2	24	6	25.0%
Bomb Threats					
All Other Offenses	17	1	16	9	56.3%
Total	130	4	126	85	67.5%



Arrests

Custodial Arrests	#/Year	Non-Custodial Arrests	#/Year
Number of Students		Number of Students	
Number of Non-Students	96	Number of Non-Students	
Total	96	Total	
Number Under 18 y.o.a.	3	Number Under 18 y.o.a.	

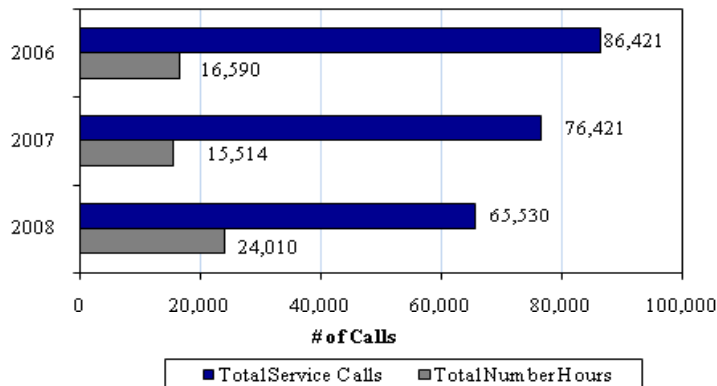
Traffic

Traffic Collisions	#/Year	Citations Issued	#/Year
Collisions with Damage Only	68	Moving Citations	43
Collisions with Injuries	1	Warning Citations	13
Total	69	Parking Citations	243
Collisions Involving Univ. Vehicles	7	Total	299

Calls for Services

Nature of Service Call	# of Calls for Year	Hours Spent on Call	Avg. Min. Per Call
Injured Person Reports	49	16	20
Unsecured Doors	27,664	1,816	4
Personnel Escorts-VIP's, Etc.	4,138	2,249	33
Property Escorts-Money, Etc.	502	1,706	204
Keys Issued by Dept.	3,701	237	4
All Entry Assists	7,287	1,955	16
Lost & Found Reports	445	61	8
All Motor Vehicle Assists	1,014	332	20
Non-Criminal Fingerprinting	52	27	31
Number of Public Events	49	180	220
Temporary Parking Permits Issued			
Personal Appearances-Instructor	1	24	1440
Personal Appearances-Other	7	12	103
Crime Prevention - Sec. Surveys	16	14	53
Crime Prevention - Operation ID	12	9	45
Fire / Intrusion Alarm Calls	6,889	1,118	10
All Special Patrol(s)	2,578	11,851	276
Assist Outside Agency	151	62	25
Put up/Take Down Signs/Related Calls			
Deliver Emergency Messages			
Suspicious Persons/Activity Calls	1,105	390	21
Citizen Contacts/General Assistance to Public	2,026	497	15
Animal Calls	6	3	30
Actual Fires Req. Assistance/Related Calls	26	9	21
Security Checks/Security Badges Issued	4,746	307	4
Vehicle Tow-Away/Immobilization	1	1	60
Miscellaneous	3,065	1,134	22
Total	65,530	24,010	22

Call for Service - Three Year Comparison



THE UNIVERSITY OF TEXAS

MEDICAL BRANCH AT GALVESTON

Initiatives

- Began security staffing of the Galveston National Lab, one of only two National Biocontainment Laboratories funded by the National Institute of Allergy and Infectious Diseases/National Institutes of Health (NIAID/NIH).

Training

- Accomplished a total of 2,696 contact training hours in topics which included:

GNL security system and entry screenings.
Intermediate Spanish
ASP Baton
Child Abuse
Fundamental Crime Analysis
New Supervisor's Course
Police Information Officer
Defensive Tactics
ICS 300 & 400
Techniques of Developing Latent Prints
Medic First Aid & CPR Instructor Course
Field Training Officer
Basic Telecommunications
Background Investigation for Police Applicants
Crime Scene
Sexual Assault Initial Investigation for Patrol Officers
Glock Armorer/Instructor Work Shop
Stress Identification & Management
Intermediate Use of Force
Intermediate Arrest Search & Seizure

Accomplishments/Goals:

- Sergeant David De Ore & Officer Chad Wiland won the 2008 Chancellor's Pistol Match Team Trophy.
- Eighty-eight men & women were placed on emergency status beginning September 11, 2008, to provide for the safe evacuation of patients and to bravely maintain the safety and security of UT Medical Branch at Galveston, both during and in the aftermath of "Hurricane Ike".
- On 10/11/2008 a subject was observed (by officers monitoring cameras) attempting to break into a vending machine on 1st floor of the Trauma Center. Officers were able to detain and question the subject, who was subsequently arrested for Theft.
- On 5/17/2008 a male subject was detained and questioned regarding the theft of a cell phone. During the investigation, the subject was found to be in possession of a counterfeit \$100 dollar bill. The subject was arrested for Forgery of US Currency, and Theft.
- On 6/10/2008 a patient discharged from the Trauma Center burglarized four vehicles on campus in the 200 block of 11th Street. The suspect was identified by a witness, detained by officers who conducted an interview, obtained a confession and arrested the offender.



THE UNIVERSITY OF TEXAS HEALTH SCIENCE CENTER AT HOUSTON

MR. RICHARD L. McDERMOTT
Vice President of Facilities, Planning & Engineering

MR. WILLIAM ADCOX
Chief of Police

CAMPUS PROFILE

Campus Population

Number of Students.....	3,865
Number of Faculty.....	1,388
Number of Staff.....	3,233
Total.....	8,486

Jurisdiction

Total Area (Acres).....	120.68
Total Building Square Footage.....	5,020,106

All figures as of December 2008 collected from:
Office of Public Affairs and the Office of the Controller

POLICE PERSONNEL

Officers

Number Authorized.....	22
Actual Number.....	21
Number of Separations During 2008.....	1

Guards

Number Authorized.....	28
Actual Number.....	28
Number of Separations During 2008.....	2

TCO/Other Uniformed Personnel

Number Authorized.....	6
Actual Number.....	6
Number of Separations During 2008.....	0

Civilian Personnel

Number Authorized.....	4
Actual Number.....	4
Number of Separations During 2008.....	1

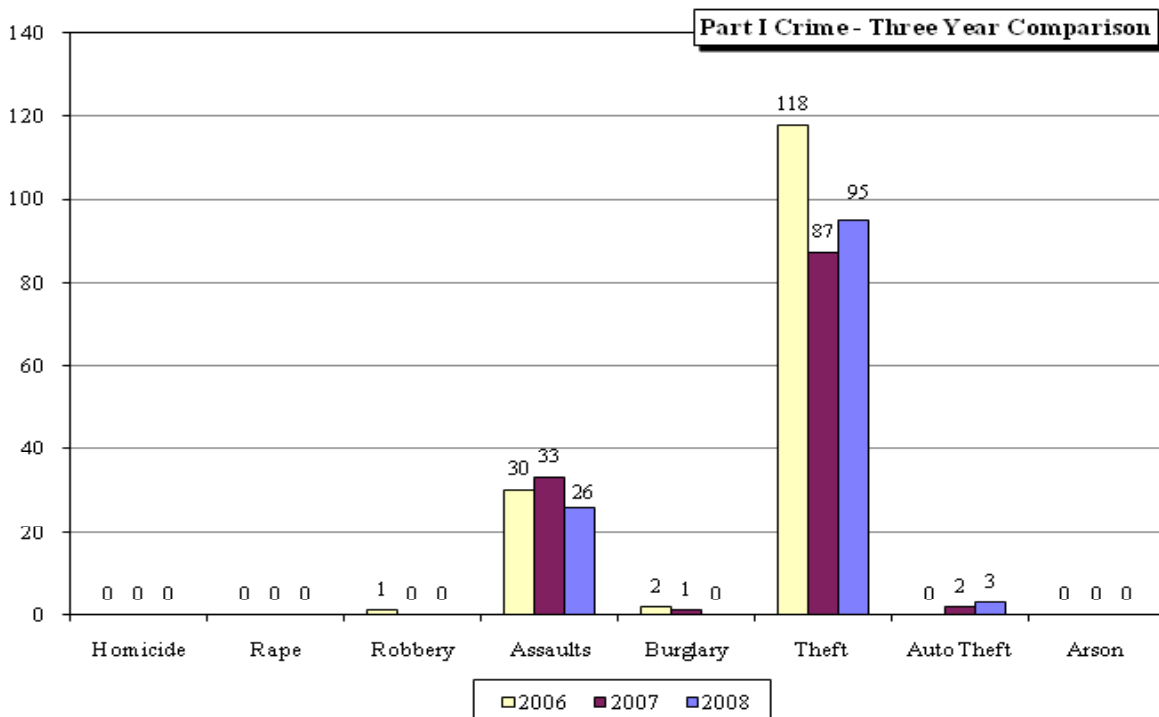
Total Police Personnel

Number Authorized	60
Actual Number.....	59
Number of Separations During 2008.....	4



PART I CRIMES - 2008

PART I CRIMES	REPORTED	UNFOUNDED	ACTUAL	CLEARED	% CLRD.
HOMICIDE					
a. Murder & Manslaughter					
b. Negligent Homicide					
RAPE (Sexual Assault)					
a. Rape by Force					
b. Attempted Forcible Rape					
ROBBERY					
a. Firearm					
b. Knife or Cutting Instrument					
c. Other Dangerous Weapon					
d. Strong Arm (Hands, Etc.)					
ASSAULTS	26		26	26	100.0%
a. Firearm					
b. Knife or Cutting Instrument					
c. Other Dangerous Weapon					
d. Hands, Feet, Fists, Etc.-Agg. Inj.	2		2	2	100.0%
e. Other Assaults-Simple	24		24	24	100.0%
BURGLARY					
a. Forced Entry					
b. Non-Forced Entry					
c. Attempted Forced Entry					
THEFT	96	1	95	3	3.2%
a. Under \$50	25		25	1	4.0%
b. \$50 - \$200	33	1	32	1	3.1%
c. Over \$200	38		38	1	2.6%
AUTO THEFT	3		3	2	66.7%
a. Autos	2		2	1	50.0%
b. Trucks and Buses	1		1	1	100.0%
c. Other Vehicles					
ARSON					
Total	125	1	124	31	25.0%



Index Crime Comparison City of Houston vs. UT Houston

Offense Type	Offense	2007		2008	
		Houston Police	UT Houston Police	Houston Police	UT Houston Police
VIOLENT CRIME	Murder	351	0	294	0
	Rape	694	0	750	0
	Robbery	11,479	0	10,603	0
	Aggravated Assault	12,040	17	13,132	2
	Violent Crime Total	24,564	17	24,779	2
PROPERTY CRIME	Burglary	29,044	1	26,947	0
	Theft	74,817	87	68,598	95
	Motor Vehicle Theft	19,465	2	15,214	3
	Property Crime Total	123,326	90	110,759	98
TOTAL NUMBER OF INDEX CRIME		147,890	107	135,538	100

Value of Stolen and Recovered Property

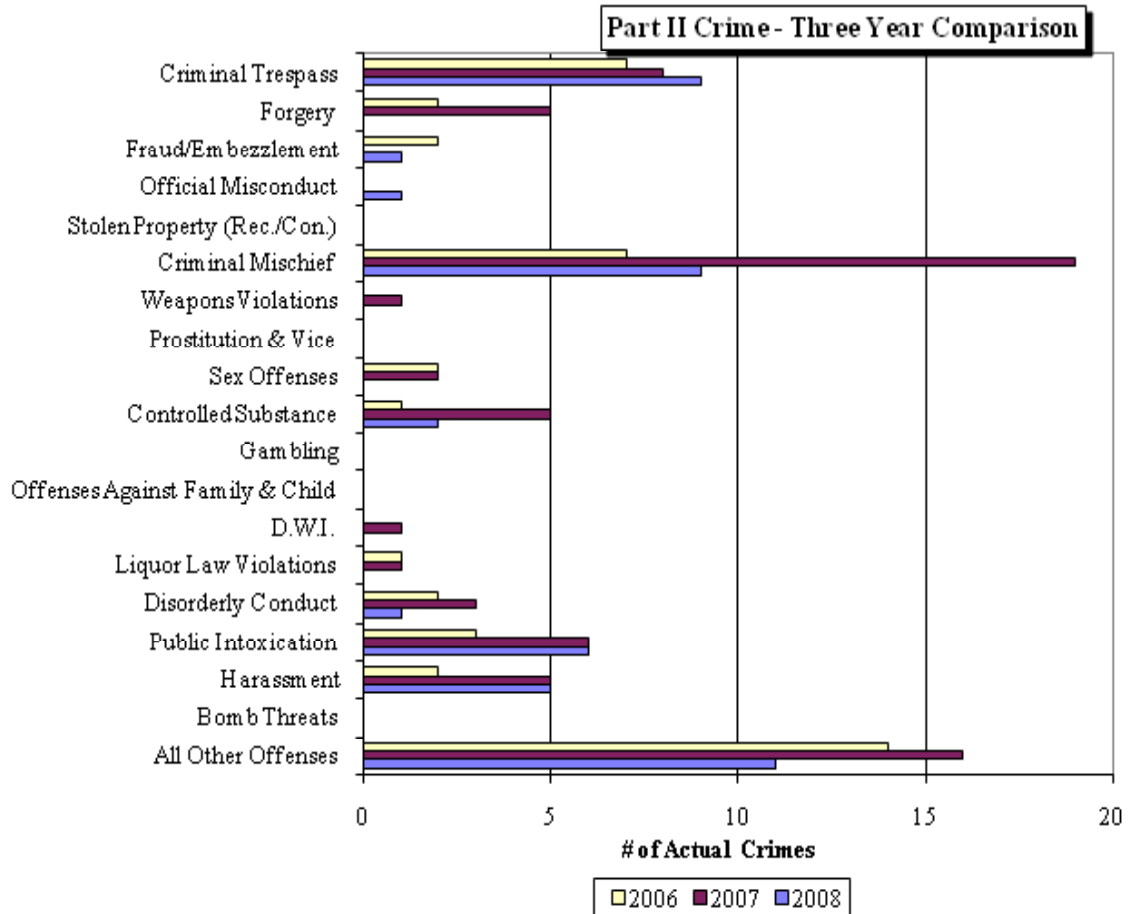
PROPERTY STOLEN	State	Private	Total	% State	% Pvt.
Robbery					
Burglary					
Theft	\$29,124	\$35,957	\$65,081	44.7%	55.3%
Auto Theft		\$25,001	\$25,001		100.0%
Total	\$29,124	\$60,958	\$90,082	32.3%	67.7%
PROPERTY RECOVERED	State	Private	Total	% State Rcvd.	% Pvt.Rcvd.
Robbery					
Burglary					
Theft	\$197	\$290	\$487	0.7%	0.8%
Auto Theft		\$5,000	\$5,000		20.0%
Total	\$197	\$5,290	\$5,487	Total % Rcvd.	6.1%

Burglary and Theft Target Section

Maintenance Shops	1	Offices	40
Warehouse Operations		Libraries	
Locker Rooms/Restrooms	6	Classrooms	1
Activity Centers/Gymnasiums		Laboratories	
Hospital Patient/Treatment Rooms	2	Bicycles	15
Retail Operations/Outlets		Vehicles	1
Dorm Rooms/Apartments	1	Other	28
Coin-Operated Machines		Total	95
		Number Computer Related	

Part II Crimes - 2008

PART II CRIMES	REPORTED	UNFOUNDED	ACTUAL	CLEARED	% CLRD.
Criminal Trespass	9		9	9	100.0%
Forgery					
Fraud / Embezzlement	1		1	1	100.0%
Official Misconduct	1		1	1	100.0%
Stolen Property (Rec./Con.)					
Criminal Mischief	9		9	1	11.1%
Weapons Violations					
Prostitution & Vice					
Sex Offenses					
Controlled Substance	2		2	2	100.0%
Gambling					
Offenses Against Family & Child					
D.W.I.					
Liquor Law Violations					
Disorderly Conduct	1		1	1	100.0%
Public Intoxication	6		6	6	100.0%
Harassment	5		5	1	20.0%
Bomb Threats					
All Other Offenses	11		11	4	36.4%
Total	45		45	26	57.8%



Arrests

Custodial Arrests		#/Year	Non-Custodial Arrests		#/Year
Number of Students			Number of Students		
Number of Non-Students		38	Number of Non-Students		6
Total		38	Total		6
Number Under 18 y.o.a.		4	Number Under 18 y.o.a.		4

Traffic

Traffic Collisions		#/Year	Citations Issued		#/Year
Collisions with Damage Only		8	Moving Citations		
Collisions with Injuries		1	Warning Citations		
Total		9	Parking Citations		532
Collisions Involving Univ. Vehicles		1	Total		532

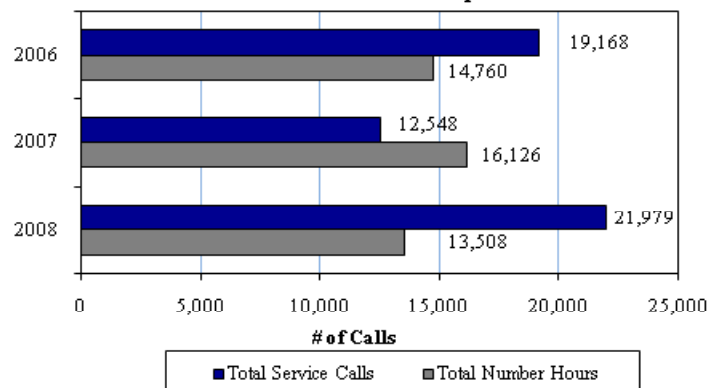
Calls for Services

Nature of Service Call	# of Calls for Year	Hours Spent on Call	Avg. Min. Per Call
Injured Person Reports	90	962	641
Unsecured Doors	697	642	55
Personnel Escorts-VIP's, Etc.	1,675	2,448	88
Property Escorts-Money, Etc.	3,495	644	11
Keys Issued by Dept.			
All Entry Assists	3,878	845	13
Lost & Found Reports	125	*	
All Motor Vehicle Assists	355	211	36
Non-Criminal Fingerprinting			
Number of Public Events			
Temporary Parking Permits Issued			
Personal Appearances-Instructor	78	*	
Personal Appearances-Other	363	*	
Crime Prevention - Sec. Surveys	2	*	
Crime Prevention - Operation ID	1	*	
Fire / Intrusion Alarm Calls	2,425	785	19
All Special Patrol(s)	2,762	2,501	54
Assist Outside Agency	42	429	613
Put up/Take Down Signs/Related Calls			
Deliver Emergency Messages			
Suspicious Persons/Activity Calls	86	628	438
Citizen Contacts/General Assistance to Public	2,721	2,050	45
Animal Calls			
Actual Fires Req. Assistance/Related Calls			
Security Checks/Security Badges Issued	2,033	*	
Vehicle Tow-Away/Immobilization	305	681	134
Miscellaneous	846	682	48
Total	21,979	**13508	37

*Unable to track hours

**Hours are not accurate - unable to track * categories

Call for Service - Three Year Comparison



THE UNIVERSITY OF TEXAS HEALTH SCIENCE CENTER AT HOUSTON

Personnel Issues:

- Assistant Chief Tom Engells participates as a Facilitator for the State Recognition Program with Hedwig Village Police Department, January 2008
- Assistant Chief Engells graduates from the Administrative Leadership Program-Cohort VII, February 2008.
- Thirty-one officers (7 Lieutenants, 16 Sergeants and 8 Police Officers) participate in the Promotional Assessment Center, February 02, 2008
- Sergeant Everton Long selected to participate in CALEA Panel of Accreditation Managers at the Atlanta CALEA Conference, March 2008.
- Police Chief William Adcox selected to participate in CALEA CEO Panel at the Atlanta CALEA Conference, March 2008.
- Lieutenant Easlyn Bailey serves as a CALEA Assessor in Columbia, Missouri, December 2008.
- Captain Jeffery McGregor, Lieutenant Vickie Weatherspoon and Ms. Jackie Davidson designated as Certified Public Managers.
- Officer Rodney Wells named as the Region IV Director for Law Enforcement Special Olympics.
- Officer Matt Krawczak receives the UT System Medal of Valor, selected as the Rookie of the Year by The One Hundred Club, receives the Life Saving Award by the City of Houston and is designated an Astros Hometown Hero.

Initiatives:

- The Laser Shot Judgment Training System delivered, June 2008. Transition to the Glock .40 caliber semi-automatic pistols completed July 2008.
- The Fall 2008 Community on Patrol Program concludes October 2008. Significant improvement in attendance and participation from 22 in 2005, 76 in 2006, 272 in 2007 and 353 in 2008.
- Promotional Assessment Centers held at Houston in November 2008.

Training:

- Sergeant Scott Barnwell instructs in the IACLEA/DHS Incident Command Course at City College of New York, October 2008.
- Assistant Chief Engells presents on “Collaborative Security” at U.T. M. D. Anderson’s Managers’ Forum, November 2008

Administrative Matters:

- The University of Texas at Houston Police Department receives the award of “Recognized Law Enforcement Agency” from The Texas Police Chiefs Association Law Enforcement Recognition Program.

Accomplishments/Goals:

- UTPD staffs the Hurricane Rideout Team and prepares for Hurricane Ike, September 13, 2008. Hurricane Ike strikes The Texas Medical Center on September 14, 2008. Hurricane Recovery Team arrives September 14, 2008. Return to normal operations on September 17, 2008.
- Operation Clean Sweep results in 17 warrants obtained; 7 were served on contracted employees in a series of morning and evening sweeps. Media coverage came from KHOU, Channel 11 News and KTRH 740 Radio. Director Edward Cavazos responds to media inquiries.

Miscellaneous:

- On January 14, 2008 we began participation in the MDACC BIG Survey. Survey concluded January 25, 2008 with a 99.61% response rate for the university police.



THE UNIVERSITY OF TEXAS

M.D. ANDERSON CANCER CENTER AT HOUSTON

MR. WILLIAM A. DAIGNEAU
Vice President for Operations and Facilities

MR. WILLIAM ADCOX
Chief of Police

CAMPUS PROFILE

Campus Population

Number of Students.....	203
Number of Faculty.....	1,714
Number of Staff.....	15,634
Total.....	17,551

Jurisdiction

Total Area (Acres).....	1,111.2687
Total Building Square Footage	9,249,059

All figures as of December 2008 collected from:
Office of Public Affairs and the Office of the Controller

POLICE PERSONNEL

Officers

Number Authorized.....	79
Actual Number.....	73
Number of Separations During 2008.....	7

Guards

Number Authorized.....	197
Actual Number.....	192
Number of Separations During 2008.....	21

TCO/Other Uniformed Personnel

Number Authorized.....	10
Actual Number.....	10
Number of Separations During 2008.....	4

Civilian Personnel

Number Authorized.....	33
Actual Number.....	32
Number of Separations During 2008.....	1

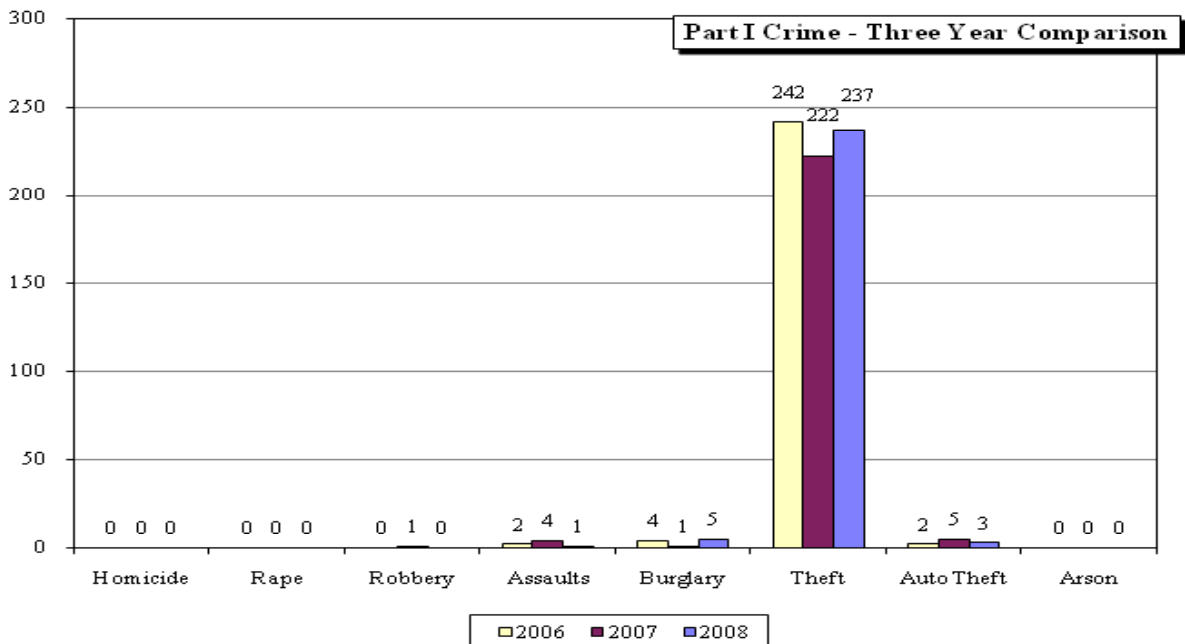
Total Police Personnel

Number Authorized.....	319
Actual Number.....	307
Number of Separations During 2008.....	33



PART I CRIMES - 2008

PART I CRIMES	REPORTED	UNFOUNDED	ACTUAL	CLEARED	% CLRD.
HOMICIDE					
a. Murder & Manslaughter					
b. Negligent Homicide					
RAPE (Sexual Assault)					
a. Rape by Force					
b. Attempted Forcible Rape					
ROBBERY					
a. Firearm					
b. Knife or Cutting Instrument					
c. Other Dangerous Weapon					
d. Strong Arm (Hands, Etc.)					
ASSAULTS	5		5	5	100.0%
a. Firearm					
b. Knife or Cutting Instrument					
c. Other Dangerous Weapon					
d. Hands, Feet, Fists, Etc. - Agg. Inj.	1		1	1	100.0%
e. Other Assaults - Simple	4		4	4	100.0%
BURGLARY	5		5	2	40.0%
a. Forced Entry	3		3		
b. Non-Forced Entry	2		2	2	100.0%
c. Attempted Forced Entry					
THEFT	242	5	237	17	7.2%
a. Under \$50	69		69	9	13.0%
b. \$50 - \$200	70	2	68	1	1.5%
c. Over \$200	103	3	100	7	7.0%
AUTO THEFT	3		3	1	33.3%
a. Autos	1		1		
b. Trucks and Buses	2		2	1	50.0%
c. Other Vehicles					
ARSON					
Total	255	5	250	25	10.0%



Index Crime Comparison City of Houston vs. UT MD Anderson

Offense Type	Offense	2007		2008	
		Houston Police	UT MD Anderson	Houston Police	UT MD Anderson
VIOLENT CRIME	Murder	351	0	294	0
	Rape	694	0	750	0
	Robbery	11,479	1	10,603	0
	Aggravated Assault	12,040	4	13,132	1
	Violent Crime Total	24,564	5	24,779	1
PROPERTY CRIME	Burglary	29,044	1	26,947	5
	Theft	74,817	222	68,598	237
	Motor Vehicle Theft	19,465	5	15,214	3
	Property Crime Total	123,326	228	110,759	245
TOTAL NUMBER OF INDEX CRIME		147,890	233	135,538	246

Value of Stolen and Recovered Property

PROPERTY STOLEN	State	Private	Total	% State	% Pvt.
Robbery					
Burglary		\$8,108	\$8,108		100.0%
Theft	\$74,008	\$98,582	\$172,590	42.9%	57.1%
Auto Theft		\$8,501	\$8,501		100.0%
Total	\$74,008	\$115,191	\$189,199	39.1%	60.9%
PROPERTY RECOVERED	State	Private	Total	% State Rcvd.	% Pvt.Rcvd.
Robbery					
Burglary		\$376	\$376		4.6%
Theft	\$2,482	\$12,282	\$14,764	3.4%	12.5%
Auto Theft					
Total	\$2,482	\$12,658	\$15,140	Total % Rcvd.	8.0%

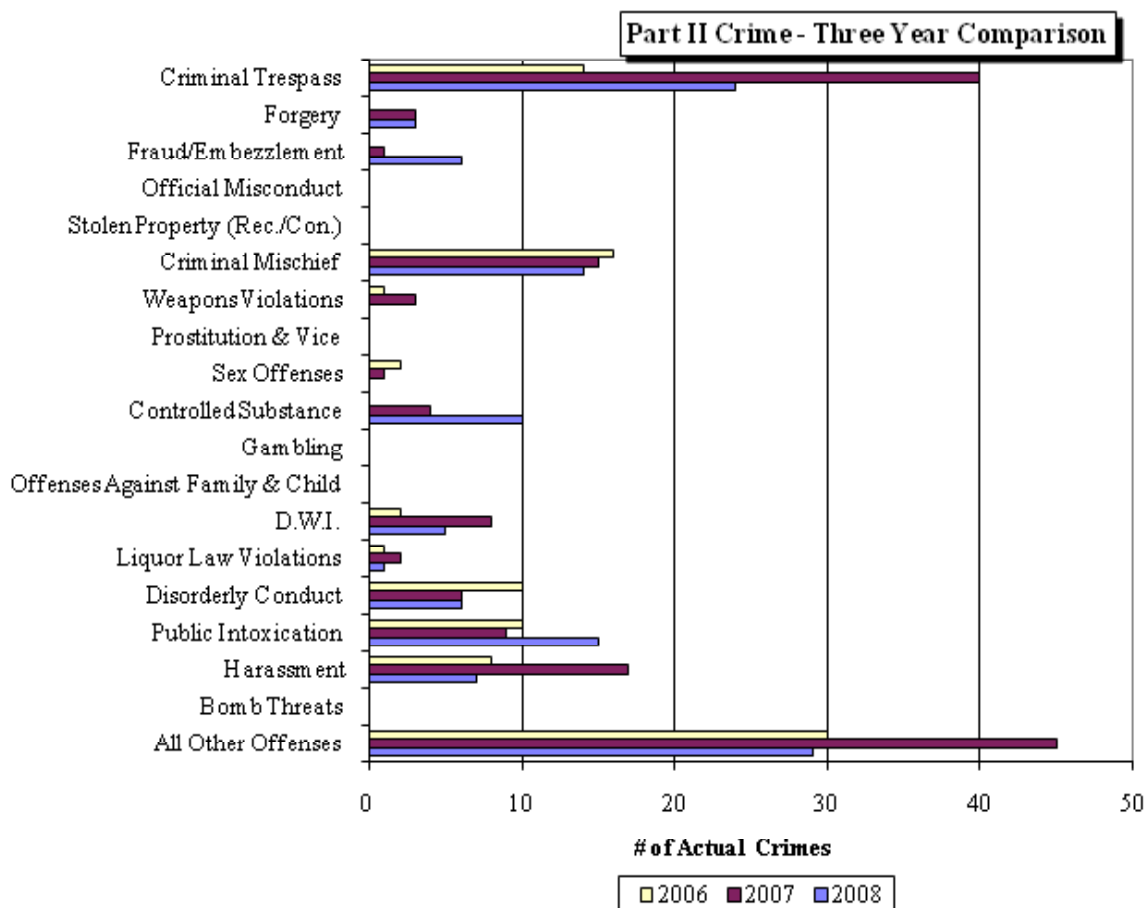
Burglary and Theft Target Section

Maintenance Shops		Offices	89
Warehouse Operations		Libraries	1
Locker Rooms/Restrooms	16	Classrooms	6
Activity Centers/Gymnasiums		Laboratories	2
Hospital Patient/Treatment Rooms	17	Bicycles	16
Retail Operations/Outlets	8	Vehicles	13
Dorm Rooms/Apartments		Other	74
Coin-Operated Machines		Total	242
		Number Computer Related	



Part II Crimes - 2008

PART II CRIMES	REPORTED	UNFOUNDED	ACTUAL	CLEARED	% CLRD.
Criminal Trespass	24		24	23	95.8%
Forgery	3		3	1	33.3%
Fraud / Embezzlement	6		6	4	66.7%
Official Misconduct					
Stolen Property (Rec./Con.)					
Criminal Mischief	14		14	3	21.4%
Weapons Violations					
Prostitution & Vice					
Sex Offenses					
Controlled Substance	10		10	10	100.0%
Gambling					
Offenses Against Family & Child					
D.W.I.	5		5	5	100.0%
Liquor Law Violations	1		1	1	100.0%
Disorderly Conduct	6		6	6	100.0%
Public Intoxication	15		15	15	100.0%
Harassment	7		7	2	28.6%
Bomb Threats					
All Other Offenses	29		29	14	48.3%
Total	120		120	84	70.0%



Arrests

Custodial Arrests		#/Year	Non-Custodial Arrests		#/Year
Number of Students			Number of Students		
Number of Non-Students		100	Number of Non-Students		18
Total		100	Total		18
Number Under 18 y.o.a.		1	Number Under 18 y.o.a.		1

Traffic

Traffic Collisions		#/Year	Citations Issued		#/Year
Collisions with Damage Only		28	Moving Citations		377
Collisions with Injuries		1	Warning Citations		694
Total		29	Parking Citations		591
Collisions Involving Univ. Vehicles		6	Total		1,662

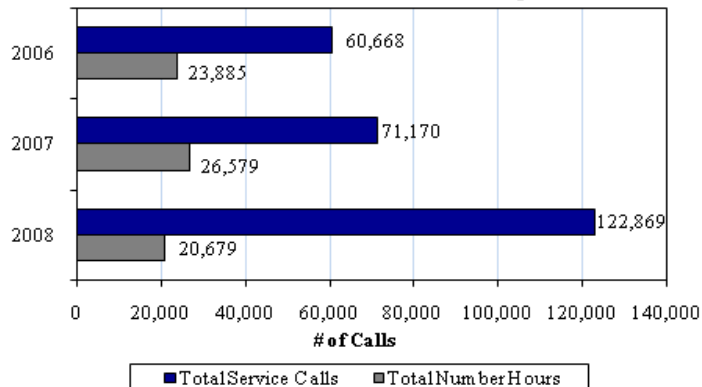
Calls for Services

Nature of Service Call	# of Calls for Year	Hours Spent on Call	Avg. Min. Per Call
Injured Person Reports	722	1,507	125
Unsecured Doors	5,365	571	6
Personnel Escorts-VIP's, Etc.	22,847	6,053	16
Property Escorts-Money, Etc.	1,572	641	24
Keys Issued by Dept.	6,972	*	
All Entry Assists	23,193	670	2
Lost & Found Reports	1,972	*	
All Motor Vehicle Assists	1,139	309	16
Non-Criminal Fingerprinting	102	255	150
Number of Public Events			
Temporary Parking Permits Issued			
Personal Appearances-Instructor	776	1,194	92
Personal Appearances-Other	2,499	*	
Crime Prevention - Sec. Surveys	6	*	
Crime Prevention - Operation ID			
Fire / Intrusion Alarm Calls	1,491	900	36
All Special Patrol(s)	16,339	1,624	6
Assist Outside Agency	119	1,468	740
Put up/Take Down Signs/Related Calls			
Deliver Emergency Messages			
Suspicious Persons/Activity Calls	419	1,340	192
Citizen Contacts/General Assistance to Public	23,457	2,376	6
Animal Calls			
Actual Fires Req. Assistance/Related Calls			
Security Checks/Security Badges Issued	10,428	*	
Vehicle Tow-Away/Immobilization	521	713	82
Miscellaneous	2,930	1,058	22
Total	122,869	**20679	10

*Unable to track hours

**Hours are not accurate - unable to track * categories

Call for Service - Three Year Comparison



THE UNIVERSITY OF TEXAS

M.D. ANDERSON CANCER CENTER AT HOUSTON

Summary of Departmental Activities for The University of Texas M.D. Anderson Cancer Center are included with The University of Texas Health Science Center at Houston summary on page 65.

The University of Texas at Houston - Institutions Police Department provides police services for both the University of Texas M.D. Anderson Cancer Center and The University of Texas Health Science Center at Houston.



THE UNIVERSITY OF TEXAS AT PAN AMERICAN

MR. JAMES R. LANGABEER
Vice President for Business Affairs

MR. JOE LOYA
Assist. Chief of Police

CAMPUS PROFILE

Campus Population

Number of Students.....	17,534
Number of Faculty.....	819
Number of Staff.....	2,064
Total.....	20,417

Jurisdiction

Total Area (Acres).....	329.83
Total Building Square Footage.....	2,347,696

All figures as of December 2008 collected from:
Office of Public Affairs and the Office of the Controller

POLICE PERSONNEL

Officers

Number Authorized.....	13
Actual Number.....	11
Number of Separations During 2008.....	0

Guards

Number Authorized.....	18
Actual Number.....	13
Number of Separations During 2008.....	10

TCO/Other Uniformed Personnel

Number Authorized.....	4
Actual Number.....	4
Number of Separations During 2008.....	2

Civilian Personnel

Number Authorized.....	6
Actual Number.....	6
Number of Separations During 2008.....	0

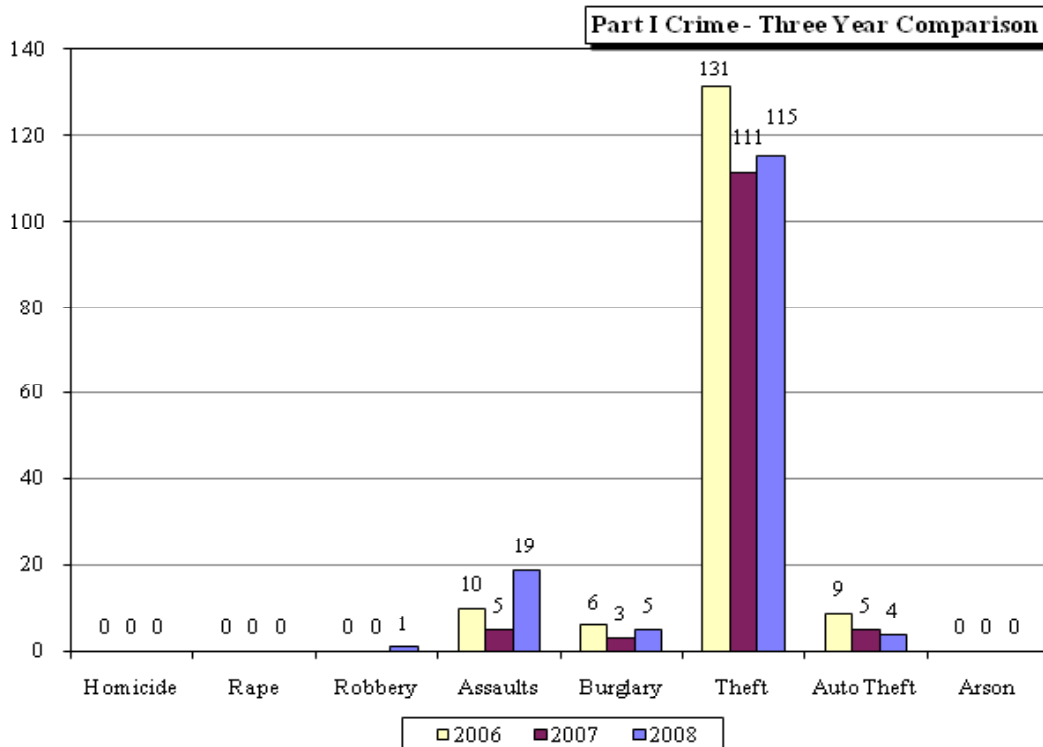
Total Police Personnel

Number Authorized.....	41
Actual Number.....	34
Number of Separations During 2008.....	12



PART I CRIMES - 2008

PART I CRIMES	REPORTED	UNFOUNDED	ACTUAL	CLEARED	% CLRD.
HOMICIDE					
a. Murder & Manslaughter					
b. Negligent Homicide					
RAPE (Sexual Assault)					
a. Rape by Force					
b. Attempted Forcible Rape					
ROBBERY	1		1		
a. Firearm					
b. Knife or Cutting Instrument	1		1		
c. Other Dangerous Weapon					
d. Strong Arm (Hands, Etc.)					
ASSAULTS	20	1	19	17	89.5%
a. Firearm					
b. Knife or Cutting Instrument	1		1	1	100.0%
c. Other Dangerous Weapon					
d. Hands, Feet, Fists, Etc. - Agg. Inj.					
e. Other Assaults - Simple	19	1	18	16	88.9%
BURGLARY	5		5		
a. Forced Entry	1		1		
b. Non-Forced Entry	4		4		
c. Attempted Forced Entry					
THEFT	120	5	115	14	12.2%
a. Under \$50	30	2	28	7	25.0%
b. \$50 - \$200	44	2	42	4	9.5%
c. Over \$200	46	1	45	3	6.7%
AUTO THEFT	4		4		
a. Autos	4		4		
b. Trucks and Buses					
c. Other Vehicles					
ARSON					
Total	150	6	144	31	21.5%



Index Crime Comparison City of Edinburg vs. UT Pan American

Offense Type	Offense	2007		2008	
		Edinburg Police	UT Pan American Police	Edinburg Police	UT Pan American Police
VIOLENT CRIME	Murder	1	0	2	0
	Rape	20	0	15	0
	Robbery	52	0	51	1
	Aggravated Assault	196	2	149	1
	Violent Crime Total	269	2	217	2
PROPERTY CRIME	Burglary	683	3	643	5
	Theft	2,705	111	2,157	115
	Motor Vehicle Theft	389	5	289	4
	Property Crime Total	3,777	119	3,089	124
TOTAL NUMBER OF INDEX CRIME		4,046	121	3,306	126

Value of Stolen and Recovered Property

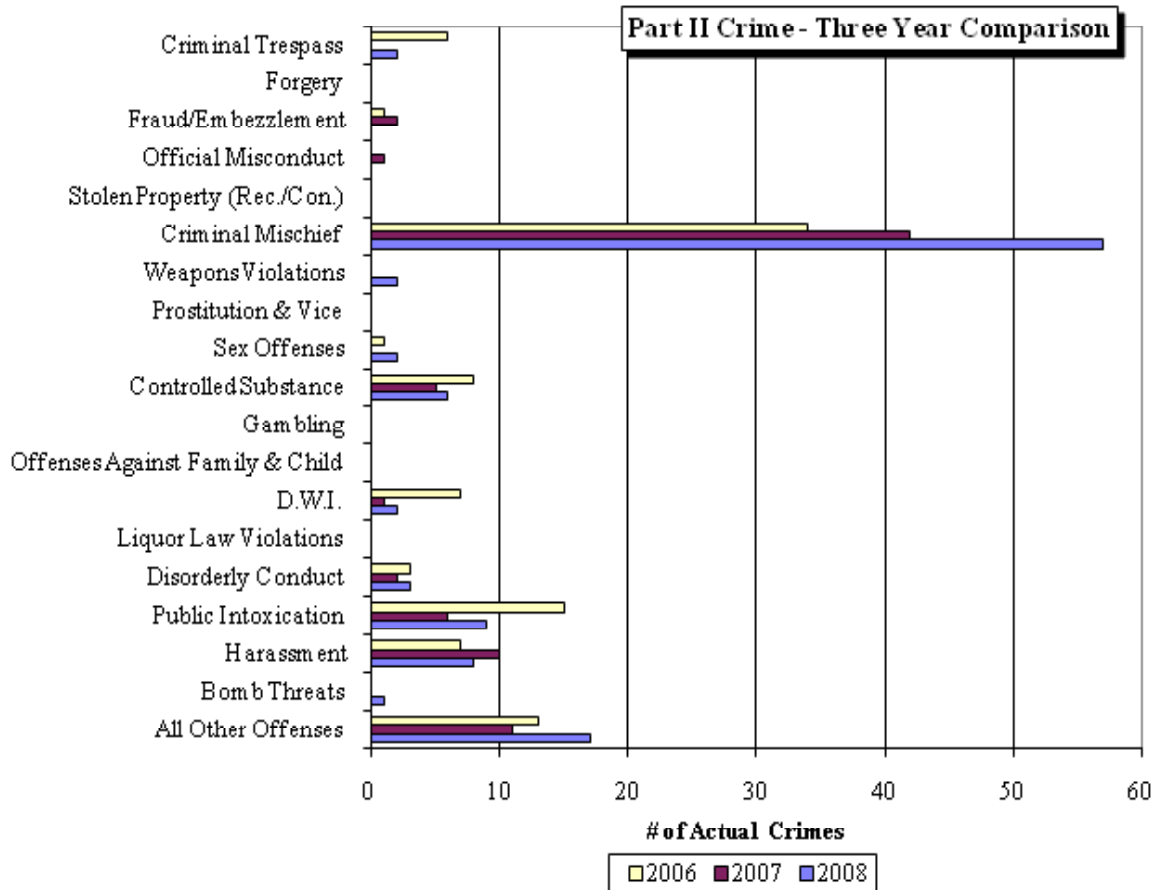
PROPERTY STOLEN	State	Private	Total	% State	% Pvt.
Robbery					
Burglary		\$5,662	\$5,662		100.0%
Theft	\$15,482	\$23,655	\$39,137	39.6%	60.4%
Auto Theft		\$85,785	\$85,785		100.0%
Total	\$15,482	\$115,102	\$130,584	11.9%	88.1%
PROPERTY RECOVERED	State	Private	Total	% State Rcvd.	% Pvt.Rcvd.
Robbery					
Burglary					
Theft	\$250	\$679	\$929	1.6%	2.9%
Auto Theft					
Total	\$250	\$679	\$929	Total % Rcvd.	0.7%

Burglary and Theft Target Section

Maintenance Shops		Offices	13
Warehouse Operations		Libraries	11
Locker Rooms/Restrooms	7	Classrooms	17
Activity Centers/Gymnasiums	1	Laboratories	3
Hospital Patient/Treatment Rooms		Bicycles	10
Retail Operations/Outlets	6	Vehicles	38
Dorm Rooms/Apartments	9	Other	5
Coin-Operated Machines		Total	120
		Number Computer Related	

Part II Crimes - 2008

PART II CRIMES	REPORTED	UNFOUNDED	ACTUAL	CLEARED	% CLRD.
Criminal Trespass	2		2	2	100.0%
Forgery					
Fraud / Embezzlement					
Official Misconduct					
Stolen Property (Rec./Con.)					
Criminal Mischief	58	1	57	6	10.5%
Weapons Violations	2		2	2	100.0%
Prostitution & Vice					
Sex Offenses	2		2	2	100.0%
Controlled Substance	6		6	6	100.0%
Gambling					
Offenses Against Family & Child					
D.W.I.	2		2	2	100.0%
Liquor Law Violations					
Disorderly Conduct	3		3	3	100.0%
Public Intoxication	9		9	9	100.0%
Harassment	8		8	6	75.0%
Bomb Threats	1		1		
All Other Offenses	17		17	8	47.1%
Total	110	1	109	46	42.2%



Arrests

Custodial Arrests	#/Year	Non-Custodial Arrests	#/Year
Number of Students	13	Number of Students	3
Number of Non-Students	21	Number of Non-Students	3
Total	34	Total	6
Number Under 18 y.o.a.	2	Number Under 18 y.o.a.	

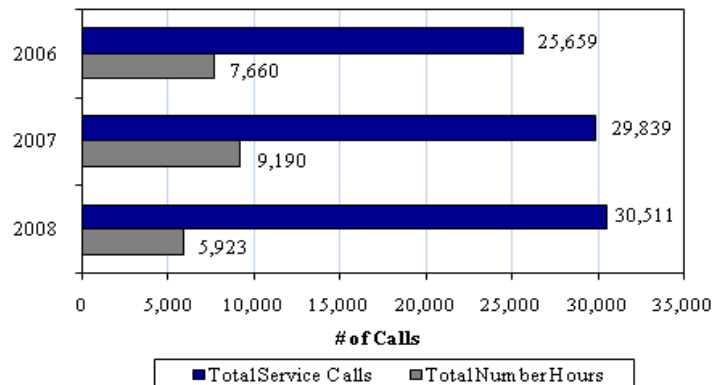
Traffic

Traffic Collisions	#/Year	Citations Issued	#/Year
Collisions with Damage Only	72	Moving Citations	323
Collisions with Injuries		Warning Citations	313
Total	72	Parking Citations	23,011
Collisions Involving Univ. Vehicles	1	Total	23,647

Calls for Services

Nature of Service Call	# of Calls for Year	Hours Spent on Call	Avg. Min. Per Call
Injured Person Reports	109	48	26
Unsecured Doors	5,015	950	11
Personnel Escorts-VIP's, Etc.	449	97	13
Property Escorts-Money, Etc.	311	186	36
Keys Issued by Dept.			
All Entry Assists	3,221	438	8
Lost & Found Reports	50	27	32
All Motor Vehicle Assists	1,757	354	12
Non-Criminal Fingerprinting	26	14	32
Number of Public Events	225	1,268	338
Temporary Parking Permits Issued	8,160	997	7
Personal Appearances-Instructor	8	12	90
Personal Appearances-Other	37	90	146
Crime Prevention - Sec. Surveys	17	27	95
Crime Prevention - Operation ID			
Fire / Intrusion Alarm Calls	182	45	15
All Special Patrol(s)			
Assist Outside Agency	9	7	47
Put up/Take Down Signs/Related Calls			
Deliver Emergency Messages			
Suspicious Persons/Activity Calls	108	23	13
Citizen Contacts/General Assistance to Public	5	1	12
Animal Calls			
Actual Fires Req. Assistance/Related Calls	2		
Security Checks/Security Badges Issued	10,473	1,218	7
Vehicle Tow-Away/Immobilization	150	43	17
Miscellaneous	197	78	24
Total	30,511	5,923	12

Call for Service - Three Year Comparison



THE UNIVERSITY OF TEXAS AT PAN AMERICAN

Personnel Issues

- Officer Rafael De la Tejera and Officer Fidencio Castaneda joined the department after successfully completing the UT System Police Academy in June 2008.
- Officer Oscar Sandoval, Officer Alejandro Coronado and Officer Rolando Gonzalez returned to UT Pan American Police (UTP) in 2008 after briefly pursuing other career opportunities.
- A second Investigator was added to the Criminal Investigation Division. Sergeant Delma Lopez and Detective Diego Mata are currently working investigations.
- Guard Gabriel Flores, Guard Jerod Ryan and Guard Salvador Reyes were recently hired to patrol the grounds/building at the Edinburg Regional Academic Health Center.
- Sergeant Bryan Miller was promoted to the rank of Lieutenant in February 2008. Lieutenant Miller has been with the department since 1989. He serves as the Patrol Operations Lieutenant.
- Five guards were welcomed to the force in 2008; Guard Christopher Blandford, Guard Jorge Borrego, Guard Javier Rodriguez, Guard David Alvarado and Guard Gino Reyna. All are currently assigned to the main campus.
- Clarissa Contreras was hired as a Telecommunications Operator. She is currently working the day shift.
- Telecommunications Operator Benito Ramirez completed 15 years of service with the department.
- In 2008, a search committee was formed to name a Chief of Police.

Initiatives

- UTP along with UT Pan American Environmental Health and Safety held several registration tables to promote “Bronc Alert”, the University’s emergency notification system.
- UTP and UT Pan American Student Life and Transitions Service participated in the 14th Annual Adopt an Angel Toy Drive. UTP collected over 328 toys. One parking ticket is dismissed for a toy with the value of at least \$10.00. The program runs from mid November to mid December every year and the toys go to children of UT Pan American students who are on financial assistance.
- Sergeant Roy Arce assisted over 50 Boy Scouts achieve their “Bike Safety Loop” by participating in a Safety Bike Rodeo.
- UTP is currently part of a 24-hour monitoring Student of Concern Reporting System. This allows members of the community to report suspicious behavior to a team of trained individuals. The team consists of members of Counseling Services and the Dean of Student’s Office.

Training

- All police patrol personnel completed the Advanced Law Enforcement Rapid Response Training (ALERRT).
- Lieutenant Bryan Miller received his Master Peace Officer license from the Texas Commission on Law Enforcement Officer Standards and Education (TCLEOSE).
- Detective Diego Mata received his Advanced Peace Officer license from TCLEOSE
- All telecommunications operators completed Incident Dispatch Tactical training.
- All full-time guards were certified in Oleoresin Capsicum (OC) spray. They also completed Safety Awareness Training held by staff from the University of Texas Health Science Center San Antonio Police Department.
- Sergeant David Hinojosa and Sergeant Roy Arce completed a Field Training Instructor course in San Antonio, Texas.
- Sergeant David Hinojosa became a certified Glock Armorer for the department.

Accomplishments/Goals Reached

- A second telecommunications operator workstation was added. This will assist in accommodating two (2) operators in our busiest hours to better serve our community.
- Our evidence room was relocated within the department to provide more space for evidence storage.
- We have currently completed one full year on Synthetic motor oil for all of our police vehicles. This in turn has lowered the cost used from the department budget as well as increased the fuel economy for each vehicle.

Miscellaneous

- UTP increased safety along pedestrian crosswalks adjacent to the main campus by adding in-street pedestrian crosswalk signs. This provides an added visibility at crosswalks.
- UTP purchased two (2) T3 Electric Mobility Vehicles, two (2) Kawasaki Mules for inner campus patrols, and two (2) 2008 Ford F-150 Trucks for patrol operations.
- Preliminary building plans were submitted to UTPA Physical Plant for an expansion to our current facility.
- Detective Diego Mata returned from a tour of duty in Iraq in August 2008.



THE UNIVERSITY OF TEXAS OF THE PERMIAN BASIN

MR. CHRIS FORREST
Vice President for Business Affairs

MR. TOM HAIN
Chief of Police

CAMPUS PROFILE

Campus Population

Number of Students.....	3,496
Number of Faculty.....	223
Number of Staff.....	242
Total.....	3,961

Jurisdiction

Total Area (Acres).....	588
Total Building Square Footage.....	767,832

All figures as of December 2008 collected from:
Office of Public Affairs and the Office of the Controller

POLICE PERSONNEL

Officers

Number Authorized.....	9
Actual Number.....	5
Number of Separations During 2008.....	4

Guards

Number Authorized.....	4
Actual Number.....	4
Number of Separations During 2008.....	5

TCO/Other Uniformed Personnel

Number Authorized.....	5
Actual Number.....	5
Number of Separations During 2008.....	1

Civilian Personnel

Number Authorized.....	2
Actual Number.....	2
Number of Separations During 2008.....	1

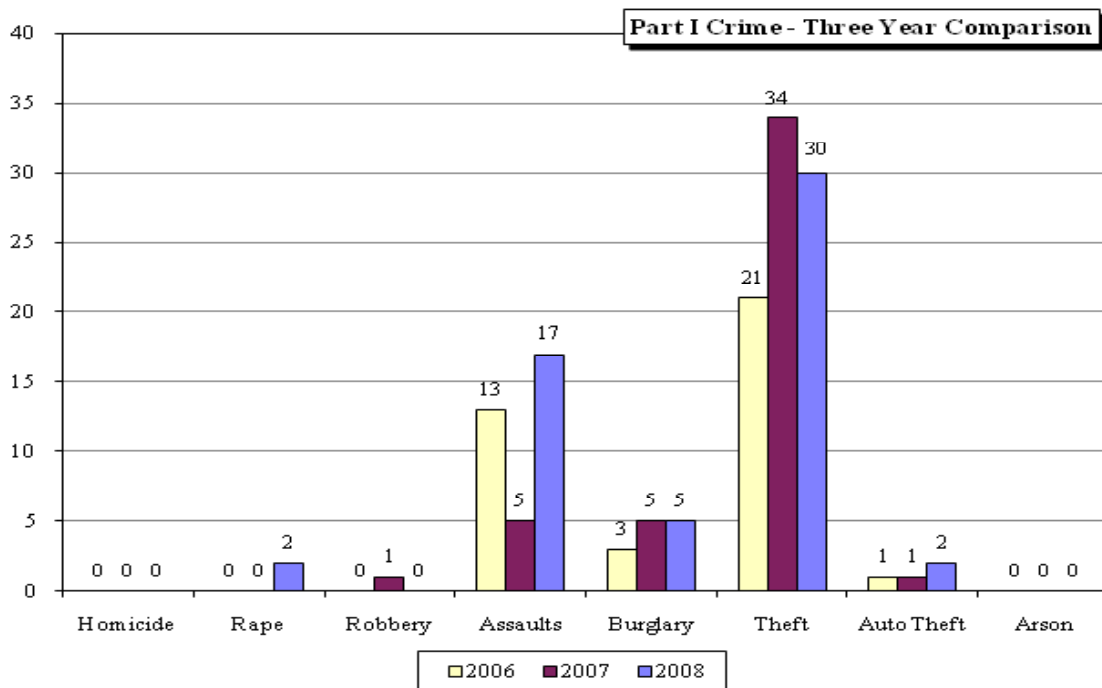
Total Police Personnel

Number Authorized.....	20
Actual Number.....	16
Number of Separations During 2008.....	11



PART I CRIMES - 2008

PART I CRIMES	REPORTED	UNFOUNDED	ACTUAL	CLEARED	% CLRD.
HOMICIDE					
a. Murder & Manslaughter					
b. Negligent Homicide					
RAPE (Sexual Assault)	2		2	2	100.0%
a. Rape by Force	2		2	2	100.0%
b. Attempted Forcible Rape					
ROBBERY					
a. Firearm					
b. Knife or Cutting Instrument					
c. Other Dangerous Weapon					
d. Strong Arm (Hands, Etc.)					
ASSAULTS	17		17	15	88.2%
a. Firearm					
b. Knife or Cutting Instrument	1		1	1	100.0%
c. Other Dangerous Weapon	2		2	1	50.0%
d. Hands, Feet, Fists, Etc. - Agg. Inj.					
e. Other Assaults - Simple	14		14	13	92.9%
BURGLARY	5		5	1	20.0%
a. Forced Entry	1		1		
b. Non-Forced Entry	4		4	1	25.0%
c. Attempted Forced Entry					
THEFT	32	2	30	3	10.0%
a. Under \$50	9	1	8	2	25.0%
b. \$50 - \$200	9		9		
c. Over \$200	14	1	13	1	7.7%
AUTO THEFT	3	1	2	2	100.0%
a. Autos	3	1	2	2	100.0%
b. Trucks and Buses					
c. Other Vehicles					
ARSON					
Total	59	3	56	23	41.1%



Index Crime Comparison City of Odessa vs. UT Permian Basin

Offense Type	Offense	2007		2008	
		Odessa Police	UT Permian Basin Police	Odessa Police	UT Permian Basin Police
VIOLENT CRIME	Murder	6	0	7	0
	Rape	7	0	2	2
	Robbery	92	1	73	0
	Aggravated Assault	424	0	593	3
	Violent Crime Total	529	1	675	5
PROPERTY CRIME	Burglary	870	5	893	5
	Theft	3,144	34	2,809	30
	Motor Vehicle Theft	288	1	268	2
	Property Crime Total	4,302	40	3,970	37
TOTAL NUMBER OF INDEX CRIME		4,831	41	4,645	42

Value of Stolen and Recovered Property

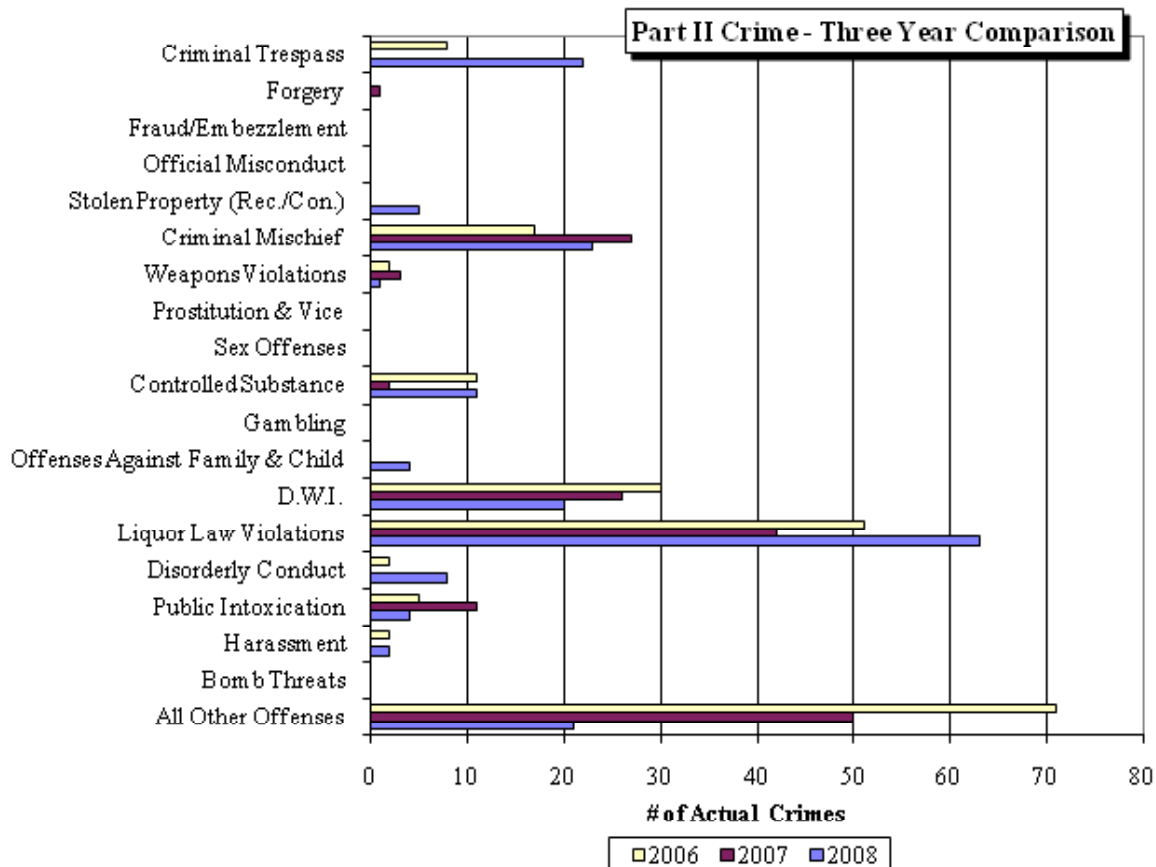
PROPERTY STOLEN	State	Private	Total	% State	% Pvt.
Robbery					
Burglary		\$1,709	\$1,709		100.0%
Theft	\$3,197	\$15,181	\$18,378	17.4%	82.6%
Auto Theft		\$9,300	\$9,300		100.0%
Total	\$3,197	\$26,190	\$29,387	10.9%	89.1%
PROPERTY RECOVERED	State	Private	Total	% State Rcvd.	% Pvt.Rcvd.
Robbery					
Burglary					
Theft	\$1,582	\$750	\$2,332	49.5%	4.9%
Auto Theft		\$9,300	\$9,300		100.0%
Total	\$1,582	\$10,050	\$11,632	Total % Rcvd.	39.6%

Burglary and Theft Target Section

Maintenance Shops		Offices	2
Warehouse Operations		Libraries	
Locker Rooms/Restrooms		Classrooms	
Activity Centers/Gymnasiums	6	Laboratories	
Hospital Patient/Treatment Rooms		Bicycles	3
Retail Operations/Outlets		Vehicles	8
Dorm Rooms/Apartments	14	Other	1
Coin-Operated Machines	1	Total	35
		Number Computer Related	2

Part II Crimes - 2008

PART II CRIMES	REPORTED	UNFOUNDED	ACTUAL	CLEARED	% CLRD.
Criminal Trespass	23	1	22	21	95.5%
Forgery					
Fraud / Embezzlement					
Official Misconduct					
Stolen Property (Rec./Con.)	5		5		
Criminal Mischief	23		23	3	13.0%
Weapons Violations	1		1	1	100.0%
Prostitution & Vice					
Sex Offenses					
Controlled Substance	12	1	11	10	90.9%
Gambling					
Offenses Against Family & Child	4		4	4	100.0%
D.W.I.	20		20	20	100.0%
Liquor Law Violations	64	1	63	60	95.2%
Disorderly Conduct	8		8	7	87.5%
Public Intoxication	4		4	4	100.0%
Harassment	2		2	5	250.0%
Bomb Threats					
All Other Offenses	23	2	21	16	76.2%
Total	189	5	184	151	82.1%



Arrests

Custodial Arrests		#/Year	Non-Custodial Arrests		#/Year
Number of Students		12	Number of Students		38
Number of Non-Students		48	Number of Non-Students		32
Total		60	Total		70
Number Under 18 y.o.a.			Number Under 18 y.o.a.		9

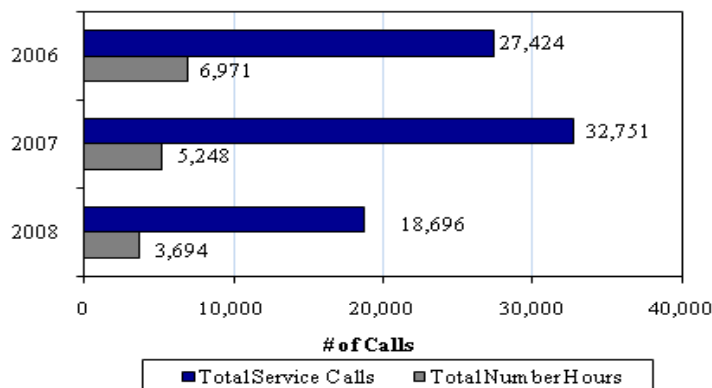
Traffic

Traffic Collisions		#/Year	Citations Issued		#/Year
Collisions with Damage Only		56	Moving Citations		296
Collisions with Injuries			Warning Citations		78
Total		56	Parking Citations		806
Collisions Involving Univ. Vehicles			Total		1,180

Calls for Services

Nature of Service Call	# of Calls for Year	Hours Spent on Call	Avg. Min. Per Call
Injured Person Reports	41	23	34
Unsecured Doors	5,830	408	4
Personnel Escorts-VIP's, Etc.	130	70	32
Property Escorts-Money, Etc.	471	266	34
Keys Issued by Dept.	2,137	77	2
All Entry Assists	3,834	292	5
Lost & Found Reports	384	496	78
All Motor Vehicle Assists	112	50	27
Non-Criminal Fingerprinting	6	2	20
Number of Public Events	153	865	339
Temporary Parking Permits Issued	44	9	12
Personal Appearances-Instructor	6	6	60
Personal Appearances-Other	18	80	267
Crime Prevention - Sec. Surveys			
Crime Prevention - Operation ID			
Fire / Intrusion Alarm Calls	113	66	35
All Special Patrol(s)	351	65	11
Assist Outside Agency	57	48	51
Put up/Take Down Signs/Related Calls	42	10	14
Deliver Emergency Messages	7	23	197
Suspicious Persons/Activity Calls	283	47	10
Citizen Contacts/General Assistance to Public	168	40	14
Animal Calls	23	10	26
Actual Fires Req. Assistance/Related Calls			
Security Checks/Security Badges Issued	11	2	11
Vehicle Tow-Away/Immobilization	7	5	43
Miscellaneous	4,468	734	10
Total	18,696	3,694	12

Call for Service - Three Year Comparison



THE UNIVERSITY OF TEXAS OF THE PERMIAN BASIN

Personnel Issues

- Implemented aggressive recruitment.
- Salary leveling and increases have enticed the addition of experienced officers, and staffing of UT Permian Basin Police Department(UTPB) is nearing capacity.
- UTPB has increased the Full Time Employee (FTE) allocation by four members.
- Lorrie Smith, Communications, received UTPB Employee of the Year award.

Initiatives

- UTPB Police participated in campus' first National Night Out.
- Sergeant Hendricks provided training for Resident Assistants in alcohol and drug detection and instruction on police search in housing units.
- Guards and Officers participated in UTPB Job Fairs for recruitment.
- Officer Richard McKee provided self defense courses for students.

Training

- Officers and Guards received radar certifications from Kustom Signal.
- Officer Scott Knight attended Intoxilyzer training in Midland and Instructor school.
- UTPB Co-sponsored the Domestic/Family Violence seminar at the CEED facility.

Administrative Matters

- Guards began rotating shifts and covering foot/bicycle patrols in housing.
- All employees of our department and UT administrative staff (housing, athletics, student life, VP's), received training on CLERY from UT Inspectors and General Counsel.
- Officer McKee was designated as Evidence Officer and Field Training Officer.
- Officer Scott Knight was designated as Field Training Officer and Explorer Post Advisor.
- Administrative Assistant Andrea Potter and Officer Brian Kneisley were designated as TAC's for Communications.

Accomplishments/Goals

- DWI arrests reduced on campus.
- Evidence room was inventoried. Back-logged and completed case evidence was destroyed and/or returned per court order.
- CLERY requirement (including reporting, website information, etc.) completed, and meets Federal requirements.

Miscellaneous

- ID card software with Access control software has been installed and implemented. New ID card printers have been purchased and installed. ID card software is now in place for future expansions for card access control.
- UTPB has obtained two (2) new vehicles with new graphic designs. Positive comments from students staff and public.
- Four new in-car camera systems were purchased and are operational in all police vehicles.
- Golf carts have received new graphic designs as well as emergency lights designed to improve visibility.
- Bicycles are being utilized for bicycle patrols.
- DVR/Cameras- Two new upgraded 16 channel DVR recorders were installed. Installation was seamless and play-back recording has excellent quality. Purchase of updated systems to be installed in phases.
- Inventory of all police equipment (PBT, crime scene equipment, cameras, tools, drug testing kits, traffic cones, etc) was completed and purchases were made to replenish supplies. Officers and Guards have been outfitted with necessary equipment to conduct investigations.
- Improved overall conditions of office and dispatch offices. Offices were painted, thoroughly cleaned, and are carpeted.



THE UNIVERSITY OF TEXAS AT SAN ANTONIO

MR. KERRY KENNEDY
Vice President for Business Affairs

MR. DAVE HERNANDEZ
Chief of Police

CAMPUS PROFILE

Campus Population

Number of Students.....	28,413
Number of Faculty.....	1,271
Number of Staff.....	3,023
Total.....	32,707

Jurisdiction

Total Area (Acres).....	755.67
Total Building Square Footage.....	4,167,428

All figures as of December 2008 collected from:
Office of Public Affairs and the Office of the Controller

POLICE PERSONNEL

Officers

Number Authorized.....	52
Actual Number.....	45
Number of Separations During 2008.....	11

Guards

Number Authorized.....	37
Actual Number.....	34
Number of Separations During 2008.....	19

TCO/Other Uniformed Personnel

Number Authorized.....	9
Actual Number.....	9
Number of Separations During 2008.....	0

Civilian Personnel

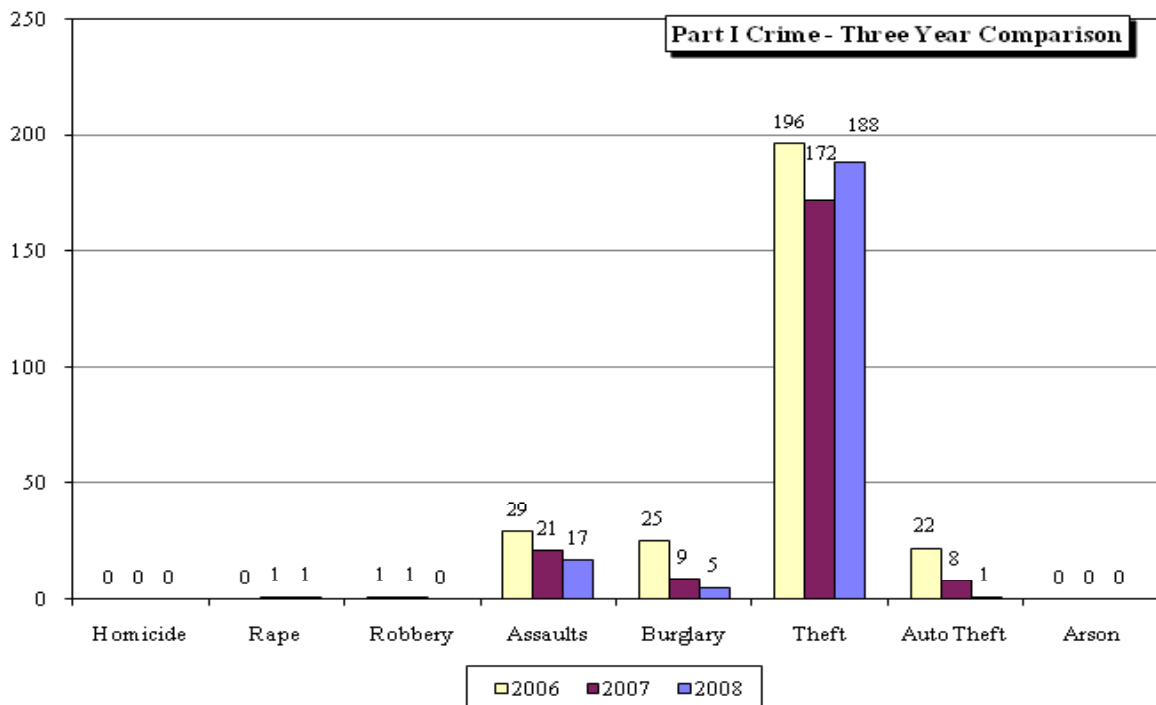
Number Authorized.....	16
Actual Number.....	16
Number of Separations During 2008.....	1

Total Police Personnel

Number Authorized.....	114
Actual Number.....	104
Number of Separations During 2008.....	31

PART I CRIMES - 2008

PART I CRIMES	REPORTED	UNFOUNDED	ACTUAL	CLEARED	% CLRDR.
HOMICIDE					
a. Murder & Manslaughter					
b. Negligent Homicide					
RAPE (Sexual Assault)	1		1		
a. Rape by Force					
b. Attempted Forcible Rape	1		1		
ROBBERY					
a. Firearm					
b. Knife or Cutting Instrument					
c. Other Dangerous Weapon					
d. Strong Arm (Hands, Etc.)					
ASSAULTS	17		17	10	58.8%
a. Firearm					
b. Knife or Cutting Instrument	1		1	1	100.0%
c. Other Dangerous Weapon	1		1	1	100.0%
d. Hands, Feet, Fists, Etc. - Agg. Inj.	9		9	4	44.4%
e. Other Assaults - Simple	6		6	4	66.7%
BURGLARY	5		5	1	20.0%
a. Forced Entry	2		2	1	50.0%
b. Non-Forced Entry	3		3		
c. Attempted Forced Entry					
THEFT	206	18	188	28	14.9%
a. Under \$50	50	5	45	13	28.9%
b. \$50 - \$200	91	5	86	7	8.1%
c. Over \$200	65	8	57	8	14.0%
AUTO THEFT	2	1	1		
a. Autos	1	1			
b. Trucks and Buses					
c. Other Vehicles	1		1		
ARSON					
Total	231	19	212	39	18.4%



Index Crime Comparison City of San Antonio vs. UT San Antonio

Offense Type	Offense	2007		2008	
		San Antonio Police	UT San Antonio Police	San Antonio Police	UT San Antonio Police
VIOLENT CRIME	Murder	122	0	116	0
	Rape	635	1	424	1
	Robbery	2,445	1	2,743	0
	Aggravated Assault	4,125	6	6,416	11
	Violent Crime Total	7,327	8	9,699	12
PROPERTY CRIME	Burglary	16,750	9	18,908	5
	Theft	60,669	172	70,651	188
	Motor Vehicle Theft	6,724	8	8,005	1
	Property Crime Total	84,143	189	97,564	194
TOTAL NUMBER OF INDEX CRIME		91,470	197	107,263	206

Value of Stolen and Recovered Property

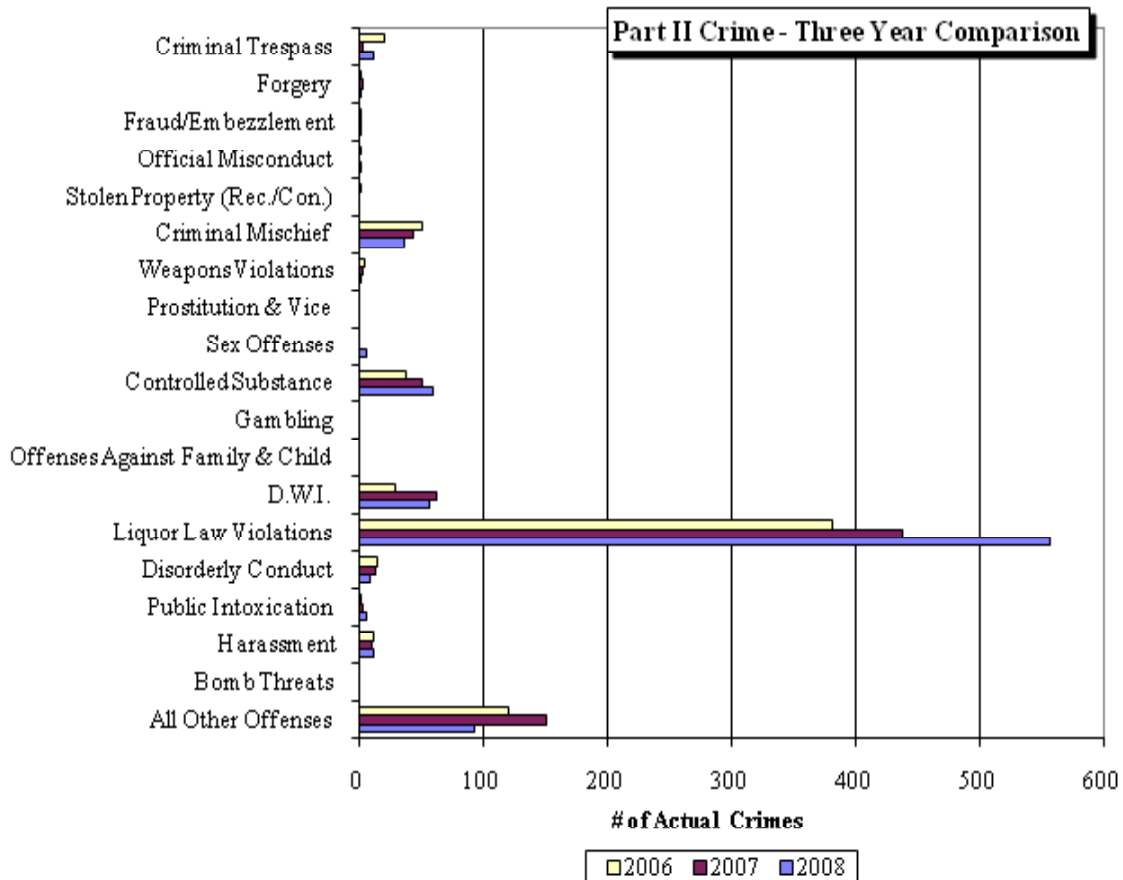
PROPERTY STOLEN	State	Private	Total	% State	% Pvt.
Robbery					
Burglary		\$7,276	\$7,276		100.0%
Theft	\$10,135	\$33,084	\$43,218	23.4%	76.6%
Auto Theft		\$2,000	\$2,000		100.0%
Total	\$10,135	\$42,359	\$52,494	19.3%	80.7%
PROPERTY RECOVERED	State	Private	Total	% State Rcvd.	% Pvt.Rcvd.
Robbery					
Burglary		\$763	\$763		10.5%
Theft	\$2,055	\$1,957	\$4,012	20.3%	5.9%
Auto Theft		\$1,000	\$1,000		50.0%
Total	\$2,055	\$3,720	\$5,775	Total % Rcvd.	11.0%

Burglary and Theft Target Section

Maintenance Shops		Offices	13
Warehouse Operations		Libraries	13
Locker Rooms/Restrooms	6	Classrooms	7
Activity Centers/Gymnasiums	13	Laboratories	2
Hospital Patient/Treatment Rooms		Bicycles	28
Retail Operations/Outlets	6	Vehicles	25
Dorm Rooms/Apartments	19	Other	60
Coin-Operated Machines	1	Total	193
		Number Computer Related	4

Part II Crimes - 2008

PART II CRIMES	REPORTED	UNFOUNDED	ACTUAL	CLEARED	% CLRD.
Criminal Trespass	12		12	12	100.0%
Forgery	1		1		
Fraud / Embezzlement	2		2		
Official Misconduct	1		1	1	100.0%
Stolen Property (Rec./Con.)					
Criminal Mischief	39	3	36	6	16.7%
Weapons Violations	1		1	1	100.0%
Prostitution & Vice					
Sex Offenses	6		6	6	100.0%
Controlled Substance	59		59	58	98.3%
Gambling					
Offenses Against Family & Child					
D.W.I.	56		56	56	100.0%
Liquor Law Violations	557		557	557	100.0%
Disorderly Conduct	9		9	6	66.7%
Public Intoxication	6		6	6	100.0%
Harassment	11		11	3	27.3%
Bomb Threats					
All Other Offenses	100	7	93	56	60.2%
Total	860	10	850	768	90.4%



Arrests

Custodial Arrests		#/Year	Non-Custodial Arrests		#/Year
Number of Students		82	Number of Students		411
Number of Non-Students		83	Number of Non-Students		186
Total		165	Total		597
Number Under 18 y.o.a.		2	Number Under 18 y.o.a.		11

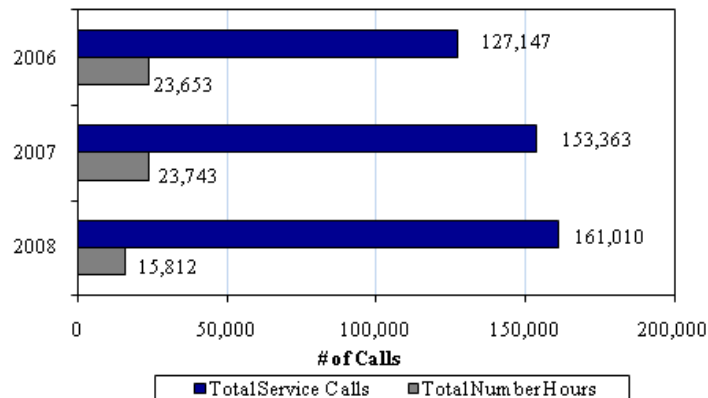
Traffic

Traffic Collisions		#/Year	Citations Issued		#/Year
Collisions with Damage Only		298	Moving Citations		865
Collisions with Injuries		9	Warning Citations		322
Total		307	Parking Citations		133
Collisions Involving Univ. Vehicles		13	Total		1,320

Calls for Services

Nature of Service Call	# of Calls for Year	Hours Spent on Call	Avg. Min. Per Call
Injured Person Reports	206	67	20
Unsecured Doors	1,809	92	3
Personnel Escorts-VIP's, Etc.	1,016	169	10
Property Escorts-Money, Etc.	866	145	10
Keys Issued by Dept.	10,638	190	1
All Entry Assists	20,557	613	2
Lost & Found Reports	203	16	5
All Motor Vehicle Assists	1,993	469	14
Non-Criminal Fingerprinting	48	17	21
Number of Public Events	166	2,846	1029
Temporary Parking Permits Issued	450	21	3
Personal Appearances-Instructor	71	121	102
Personal Appearances-Other	95	831	525
Crime Prevention - Sec. Surveys	24	42	105
Crime Prevention - Operation ID			
Fire / Intrusion Alarm Calls	1,321	112	5
All Special Patrol(s)	777	731	56
Assist Outside Agency	88	69	47
Put up/Take Down Signs/Related Calls	99	54	33
Deliver Emergency Messages	3	3	60
Suspicious Persons/Activity Calls	290	97	20
Citizen Contacts/General Assistance to Public	43,779	3,311	5
Animal Calls	12	6	30
Actual Fires Req. Assistance/Related Calls	28	28	60
Security Checks/Security Badges Issued	18,909	630	2
Vehicle Tow-Away/Immobilization	719	363	30
Miscellaneous	56,843	4,769	5
Total	161,010	15,812	6

Call for Service - Three Year Comparison



THE UNIVERSITY OF TEXAS AT SAN ANTONIO

Personnel Issues

- Civilian Employee of the Semester
Spring 2008 - Guard Charles Nail
Fall 2008 - Guard Matthew Pacheco
- Officer of the Semester
Spring 2007- Officer Eric Weber
Fall 2008 – Officer Robert Major

Civilian Employee of the Year
Robin Diamond

Officer of the Year
Sergeant Thomas Calucci

- The following officers were promoted to the rank of Corporal during the year 2008: Hector Barrera, Joseph LoBrutto, Mark Smith and Matthew Stacy.
- Captain Daniel J. Kiley graduated from the FBI National Academy Class 234, September 2008.
- Sergeant Thomas Calucci received two awards this year, the TACUPA, Larry Fultz Award for Excellence and the ASIS Local Law Enforcement Officer of the Year Award.

Initiatives

- Implemented a new vision and mission statement which includes our new department guiding principles of Honor, Excellence, Accountability, Respect and Teamwork (H.E.A.R.T.). Challenge coins were distributed and continue to be issued to all new employees with the department. Pocket cards are also distributed so employees are always reminded of the department's principles.
- Established a Covert Team to specifically track suspicious vehicles and/or persons on campus. The team will also attempt to apprehend vehicle burglars.

Training

- Hired a civilian Training Specialist who implemented a new training software system which maintains and tracks current and future training.
- Trained AR-15 instructors to allow for the continued development of officers who will have access and will be able to use AR-15's on all UT San Antonio campuses in the event of an active shooter.
- Formed a new Firearms Instructor Team to carry out all department firearms training. New instructors were trained, certified and instructor uniforms were purchased. The team has carried out two semi-annual firearms qualifications and is continuing firearms training with officers identified as needing improvement with their shooting skills.
- The Patrol Division conducted a three hour Critical Incident table top exercise for each shift. All shift personnel attended and participated. In addition, since this training, three of the four Patrol Sergeants have been through ICS 300 & 400 training.

Accomplishments/Goals Reached

- Achieved Accreditation from the Commission on Accreditation for Law Enforcement Agencies.
- Experienced an 86% reduction in motor vehicle thefts, 32% reduction in simple assaults and a 50% reduction in UCR Part II Crimes.
- Implemented the Giant Voice system to make emergency mass notifications over loud speakers and through building fire alarm systems.
- Hired an Information Technology Specialist and Security Systems Technician creating the IT Services section of the Police Department. They are responsible for the maintenance and upgrading university camera systems, department computer systems and all associated department software to include Mobile Data Terminals. Added an additional 158 cameras to record activities on campus to include license plate recognition capabilities.



THE UNIVERSITY OF TEXAS

HEALTH SCIENCE CENTER AT SAN ANTONIO

MR. JAMES E. KAZEN
Executive Vice President for Administration

MR. ROBERT K. BRATTEN
Chief of Police

CAMPUS PROFILE

Campus Population

Number of Students.....	3,060
Number of Faculty.....	1,604
Number of Staff.....	2,828
Total.....	7,492

Jurisdiction

Total Area (Acres).....	384.7251
Total Building Square Footage.....	3,313,895

All figures as of December 2008 collected from:
Office of Public Affairs and the Office of the Controller

POLICE PERSONNEL

Officers

Number Authorized.....	41
Actual Number.....	34
Number of Separations During 2008.....	2

Guards

Number Authorized.....	52
Actual Number.....	50
Number of Separations During 2008.....	22

TCO/Other Uniformed Personnel

Number Authorized.....	20
Actual Number.....	16
Number of Separations During 2008.....	3

Civilian Personnel

Number Authorized.....	20
Actual Number.....	19
Number of Separations During 2008.....	6

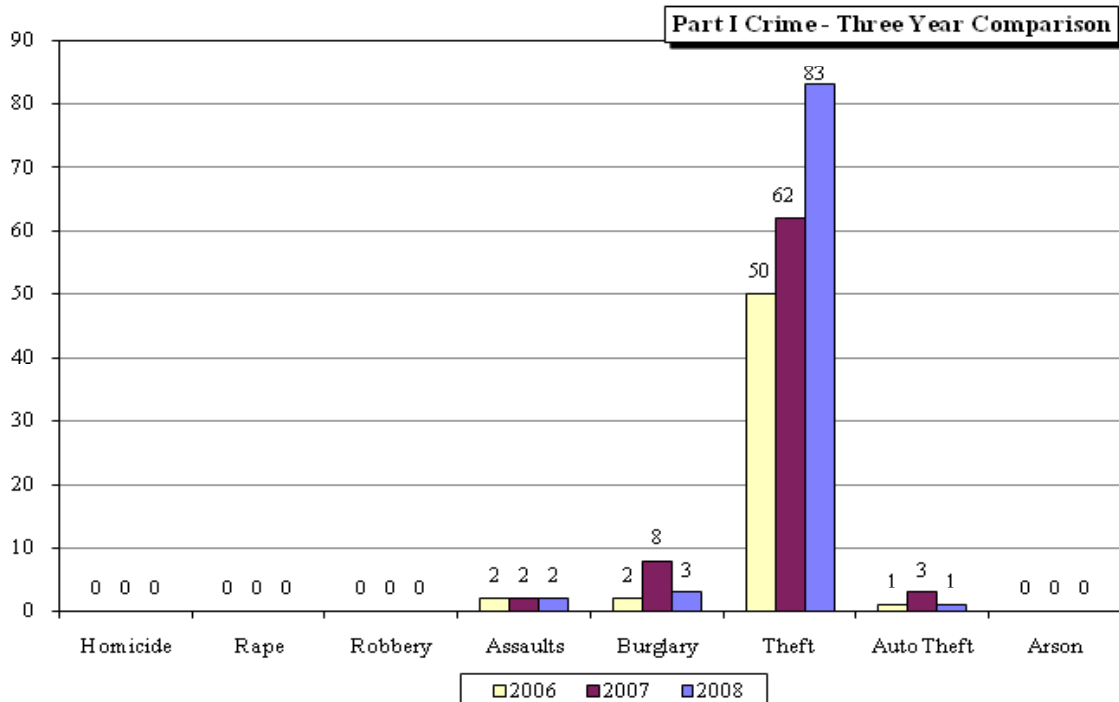
Total Police Personnel

Number Authorized.....	133
Actual Number.....	119
Number of Separations During 2008.....	33



PART I CRIMES - 2008

PART I CRIMES	REPORTED	UNFOUNDED	ACTUAL	CLEARED	% CLRD.
HOMICIDE					
a. Murder & Manslaughter					
b. Negligent Homicide					
RAPE (Sexual Assault)					
a. Rape by Force					
b. Attempted Forcible Rape					
ROBBERY					
a. Firearm					
b. Knife or Cutting Instrument					
c. Other Dangerous Weapon					
d. Strong Arm (Hands, Etc.)					
ASSAULTS	2		2	1	50.0%
a. Firearm					
b. Knife or Cutting Instrument					
c. Other Dangerous Weapon					
d. Hands, Feet, Fists, Etc. - Agg. Inj.					
e. Other Assaults - Simple	2		2	1	50.0%
BURGLARY	3		3	1	33.3%
a. Forced Entry	2		2		
b. Non-Forced Entry	1		1	1	100.0%
c. Attempted Forced Entry					
THEFT	91	8	83	4	4.8%
a. Under \$50	32	1	31		
b. \$50 - \$200	18		18	1	5.6%
c. Over \$200	41	7	34	3	8.8%
AUTO THEFT	2	1	1		
a. Autos	1	1			
b. Trucks and Buses					
c. Other Vehicles	1		1		
ARSON					
Total	98	9	89	6	6.7%



Index Crime Comparison City of San Antonio vs. UT HSC San Antonio

Offense Type	Offense	2007		2008	
		San Antonio Police	UT HSC SA Police	San Antonio Police	UT HSC SA Police
VIOLENT CRIME	Murder	122	0	116	0
	Rape	635	0	424	0
	Robbery	2,445	0	2,743	0
	Aggravated Assault	4,125	0	6,416	0
	Violent Crime Total	7,327	0	9,699	0
PROPERTY CRIME	Burglary	16,750	8	18,908	3
	Theft	60,669	62	70,651	83
	Motor Vehicle Theft	6,724	3	8,005	1
	Property Crime Total	84,143	73	97,564	87
TOTAL NUMBER OF INDEX CRIME		91,470	73	107,263	87

Value of Stolen and Recovered Property

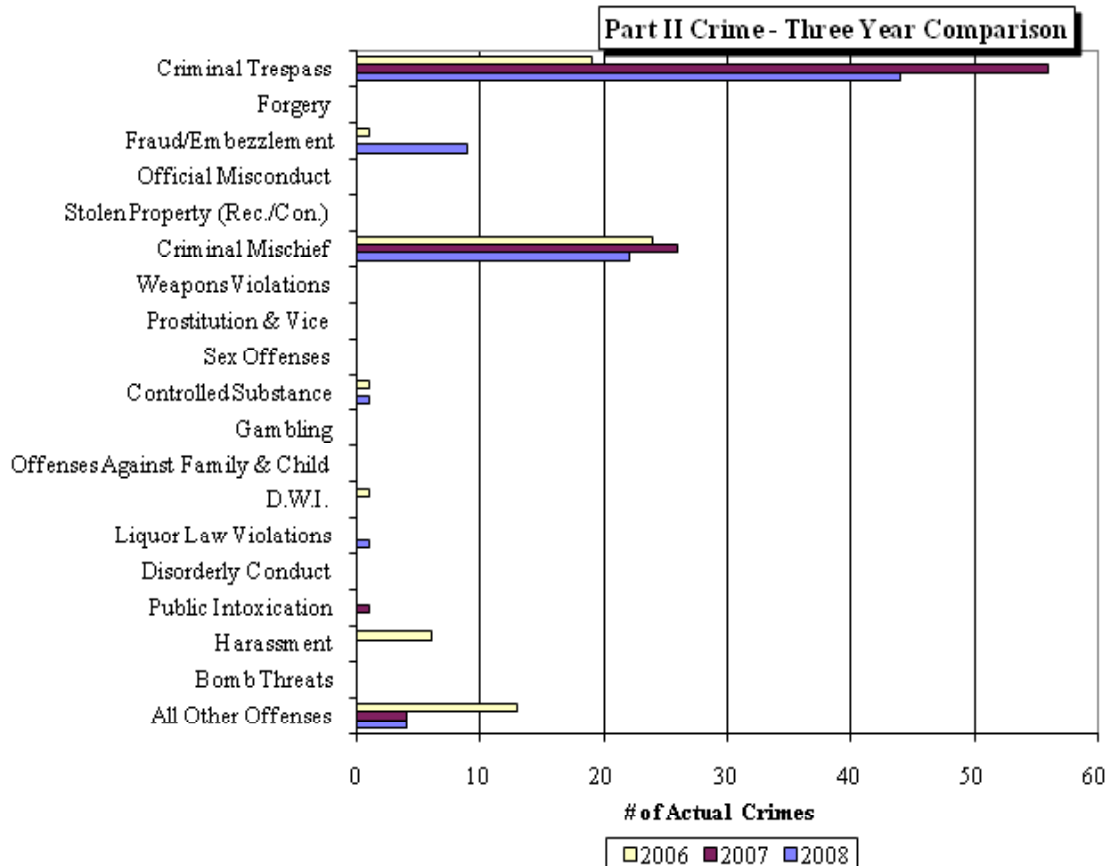
PROPERTY STOLEN	State	Private	Total	% State	% Pvt.
Robbery					
Burglary					
Theft	\$11,721	\$17,956	\$29,677	39.5%	60.5%
Auto Theft	\$3,500		\$3,500	100.0%	
Total	\$15,221	\$17,956	\$33,177	45.9%	54.1%
PROPERTY RECOVERED	State	Private	Total	% State Rcvd.	% Pvt. Rcvd.
Robbery					
Burglary					
Theft		\$4,610	\$4,610		25.7%
Auto Theft	\$2,936		\$2,936	83.9%	
Total	\$2,936	\$4,610	\$7,546	Total % Rcvd.	22.7%

Burglary and Theft Target Section

Maintenance Shops	2	Offices	40
Warehouse Operations		Libraries	1
Locker Rooms/Restrooms	5	Classrooms	3
Activity Centers/Gymnasiums		Laboratories	8
Hospital Patient/Treatment Rooms	6	Bicycles	1
Retail Operations/Outlets		Vehicles	10
Dorm Rooms/Apartments		Other	10
Coin-Operated Machines		Total	86
		Number Computer Related	2

Part II Crimes - 2008

PART II CRIMES	REPORTED	UNFOUNDED	ACTUAL	CLEARED	% CLRD.
Criminal Trespass	44		44	42	95.5%
Forgery					
Fraud / Embezzlement	19	10	9	6	66.7%
Official Misconduct					
Stolen Property (Rec./Con.)					
Criminal Mischief	23	1	22		
Weapons Violations					
Prostitution & Vice					
Sex Offenses					
Controlled Substance	1		1	1	100.0%
Gambling					
Offenses Against Family & Child					
D.W.I.					
Liquor Law Violations	1		1	1	100.0%
Disorderly Conduct					
Public Intoxication					
Harassment					
Bomb Threats					
All Other Offenses	6	2	4		
Total	94	13	81	50	61.7%



Arrests

Custodial Arrests		#/Year	Non-Custodial Arrests		#/Year
Number of Students			Number of Students		2
Number of Non-Students		5	Number of Non-Students		3
Total		5	Total		5
Number Under 18 y.o.a.			Number Under 18 y.o.a.		4

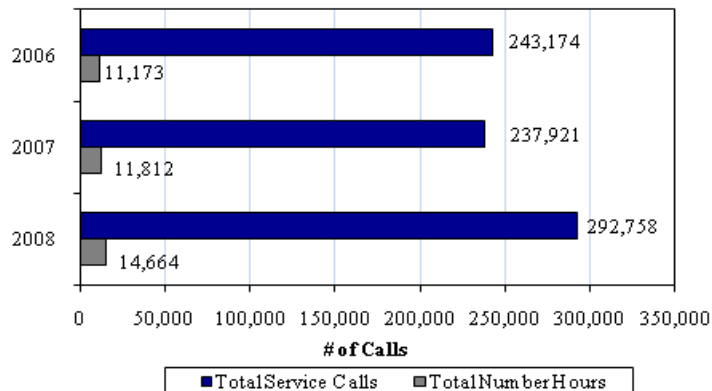
Traffic

Traffic Collisions		#/Year	Citations Issued		#/Year
Collisions with Damage Only		35	Moving Citations		342
Collisions with Injuries			Warning Citations		4,101
Total		35	Parking Citations		2,212
Collisions Involving Univ. Vehicles		2	Total		6,655

Calls for Services

Nature of Service Call	# of Calls for Year	Hours Spent on Call	Avg. Min. Per Call
Injured Person Reports	187	92	30
Unsecured Doors	6,263	415	4
Personnel Escorts-VIP's, Etc.	314	88	17
Property Escorts-Money, Etc.	1,280	880	41
Keys Issued by Dept.	10,108	1,852	11
All Entry Assists	3,437	514	9
Lost & Found Reports	1,143	190	10
All Motor Vehicle Assists	603	173	17
Non-Criminal Fingerprinting	65	16	15
Number of Public Events	883	1,797	122
Temporary Parking Permits Issued	2,403	40	1
Personal Appearances-Instructor	37	111	180
Personal Appearances-Other	96	77	48
Crime Prevention - Sec. Surveys	14	38	163
Crime Prevention - Operation ID	254	42	10
Fire / Intrusion Alarm Calls	1,098	212	12
All Special Patrol(s)	19,646	1,806	6
Assist Outside Agency	116	37	19
Put up/Take Down Signs/Related Calls	349	181	31
Deliver Emergency Messages			
Suspicious Persons/Activity Calls	78	44	34
Citizen Contacts/General Assistance to Public	816	178	13
Animal Calls	31	13	25
Actual Fires Req. Assistance/Related Calls	2	2	60
Security Checks/Security Badges Issued	10,503	1,934	11
Vehicle Tow-Away/Immobilization	99	48	29
Miscellaneous	232,933	3,884	1
Total	292,758	14,664	3

Call for Service - Three Year Comparison



THE UNIVERSITY OF TEXAS

HEALTH SCIENCE CENTER AT SAN ANTONIO

Personnel Issues

- Karen Tucker, Richard Wilson and Theodore Boyer, were promoted to the rank of Sergeant.
- Irma Hernandez was promoted to Administrative Assistant I.
- Lieutenant Adam Trevino (Harlingen) and Officer Carlos Delgado (Laredo) received their Master Peace Officer Certification.
- Lieutenant Adam Trevino (Harlingen) was appointed to the City of Harlingen Mayor's Task Force for Gang Violence, Graffiti and Juvenile Delinquency.
- Officer Jesus A. Villarreal (Laredo) received his Advanced Peace Officer Certificate.
- New employees:
 - Julie Dupont was hired as Parking Service Manager to manage revenue flow within Parking Service Office.
 - Yolanda Medellin joined the department as an Administrative Assistant I for the Records Section.
 - Harlingen substation added a Public Safety Officer position - Paula Zepeda, and a Police Officer II position - Adeladia Leal.
- Laredo substation added a Police Officer position - Jesus A. Villarreal. Villarreal joined the department as a lateral transfer.
- The Lock Shop added two new locksmiths to its staff - Troy Rider and Bobby King.

Initiatives

- The Office of Chief of Police and key staff members participated in two Table Top Exercises designed to enable the University of Texas Health Science Center San Antonio (UTHSCSA) to function during a critical incident. IACLEA instructor staff taught five Incident Command classes to external academic institutions.
- Data Management Division completed installation of patrol vehicle laptop systems. This results in increased efficiency of officer reporting and obtaining subject information on the scene.
- The Office of Chief of Police disseminated a small desk top "flip chart" that allows UTHSCSA personnel to quickly access information during a critical incident. It provides guidance during certain emergencies such as, but not limited to; hurricanes, active shooter, chemical spills, bomb, threats, etc.
- Criminal Investigations coordinated multiple controlled substance disposals throughout the year.
- The Support Division Commander coordinated numerous renovation or construction projects ensuring all applicable security standards have been met, along with department/user requirements.
- Personal safety and property security was improved by increasing community awareness of crimes on campus through crime prevention presentations, security surveys, Rape Aggression Defense Classes, development and distribution of "How to Survive an Active Shooter" to all new employees and students
- Our Police Department hosted an Open House during Police Week and National Night Out at the Texas Research Park, in order to enhance the community's awareness of law enforcement.
- Laredo substation Commander, Sergeant Raul Guerrero, held meetings with local campus and municipal law enforcement agencies to share information and concerns regarding campus safety.

Training

- All commissioned officers received their Texas Commission on Law Enforcement Officers Standards and Education (TCLEOSE) training. An additional 2,642 hours of in-service training were also completed.
- Captain Alfredo Cooke completed Department of Homeland Security's Incident Command Training at Anniston, Alabama.
- Lieutenant Michael Bleier completed Police Response to Suicide Bombings training at Socorro, New Mexico.
- Sergeant Richard Wilson completed Department of Homeland Security's Technical Emergency Response Training at Anniston, Alabama.

THE UNIVERSITY OF TEXAS

HEALTH SCIENCE CENTER AT SAN ANTONIO

Training (continued)

- Police Communications Operators received over 160 hours of training to include TCIC/NCIC, TLETS/NLETS training, basic telecommunications course, and telecommunications for the deaf and disabled.
- Police Communications Operator Lucy Quintanilla attended the Texas Crime Information Center (TCIC) and National Crime Information Center (NCIC) Associate Trainer Program. Her graduation from this course gives the department an internal training capability for both Police Officers and Police Communications Officers on these two critical databases.
- Police Officers continue completing state mandated training through the TCLEOSE POSEIT web site.
- Police Officers completed refresher CPR/AED Training.
- Sergeant Rangel began training at Texas Law Enforcement Management Institute.
- The Department hosted two major training sessions at the UTHSCSA – the UT System Police Trainer’s Conference, and the New Supervisor’s Course.
- Operations Division officers conduct DDC training for UTHSCSA employees.
- This Department provided support to the UT System Police Academy by sending four commissioned officers to teach cadets History of Police, Sexual Assault Investigation, and Family Code, Family Violence.
- Laredo substation offers RAD classes to the UTHSCSA Laredo Campus Community.

Administrative Matters

- The Office of Chief of Police and the department achieved accreditation through the International Association of Campus Law Enforcement Administrators (IACLEA) and attained Recognition Accreditation through the Texas Police Chief’s Association (TPCA). This office will pursue re-accreditation with IACLEA and TPCA over the next three and four years respectively. This will involve constant assessment and re-assessment of policies, procedures, and all manner of carrying out the department’s goals and objectives.
- Sergeant Richard Wilson assumed duties as Support Division Sergeant in addition to his primary duty as investigator. He is now the Communications Center Supervisor and is learning additional Support Division tasks.

Miscellaneous

- The UTHSCSA Police Department sent two four-man teams to UTMB Galveston to assist in recovery efforts and provide reinforced security/law enforcement after Hurricane Ike.
- Service Division’s Parking Service Office issued Late Notices via the T2 Systems Parking software. This software replaced the old Bilbo program.
- Service Division Commander met frequently with members of the university community to determine special needs parking for events or visitors. The Parking & Traffic committee was encouraged to present new ideas or concerns regarding parking and traffic safety.
- Data Management Division is completing the development of an internal Key Control Application to replace the old out-dated Bilbo mainframe application.
- Operations Division added Entry Control Station #5 at entrance to Greehey Campus from Medical Drive.
- Property and Facility Coordinator upgraded CTRC campus parking to UTHSC parking plan, added new parking areas, re-surfaces and restriped parking lots, crosswalks and fire lanes, and added new parking signs. Also assisted in the addition of ECS #5 at Greehey Campus. Purchased and issued uniforms and equipment to 29 guards, 6 parking controllers, 3 locksmiths, 3 police officers and 1 Police Communications Officer.



THE UNIVERSITY OF TEXAS

HEALTH SCIENCE CENTER AT SAN ANTONIO

Miscellaneous (continued)

- Support Division Property and Facility Coordinator procured Belden's Automotive to perform our vehicle maintenance, reducing the transportation costs for vehicle maintenance.
- Support Division Commander worked with OFPC and the Office of New Construction to ensure UT and Federal standards are met within the Medical Arts Research Center and upcoming DARPA projects.
- Harlingen officers assisted with the Veterans Outpatient Clinic and University-sponsored events. There were over 55 special events and over 120,000 visitors to the campus.
- Harlingen substation responded to Hurricane Dolly in July 2008. The officers provided comprehensive preparatory briefings to the campus community, excellent security coverage and were instrumental in the immediate mitigation and recovery of the campus. Harlingen substation staff will continue to develop and improve the Hurricane Preparedness and Response Plan through the RAHC Safety Task Force.
- Laredo officers assisted and coordinated with outside law enforcement agencies for the dedication of the new Laredo Academic Building. Officers assisted with over 55 special events and 2,000 guests with no reported incidents.



THE UNIVERSITY OF TEXAS AT TYLER

DR. GREGG LASSEN
Vice President for Business Affairs

MR. MIKE MEDDERS
Chief of Police

CAMPUS PROFILE

Campus Population

Number of Students.....	6,117
Number of Faculty.....	396
Number of Staff.....	404
Total.....	6,917

Jurisdiction

Total Area (Acres).....	381.464
Total Building Square Footage.....	1,076,860

All figures as of December 2008 collected from:
Office of Public Affairs and the Office of the Controller

POLICE PERSONNEL

Officers

Number Authorized.....	10
Actual Number.....	6
Number of Separations During 2008.....	4

Guards

Number Authorized.....	7
Actual Number.....	7
Number of Separations During 2008.....	1

TCO/Other Uniformed Personnel

Number Authorized.....	0
Actual Number.....	0
Number of Separations During 2008.....	0

Civilian Personnel

Number Authorized.....	2
Actual Number.....	2
Number of Separations During 2008.....	0

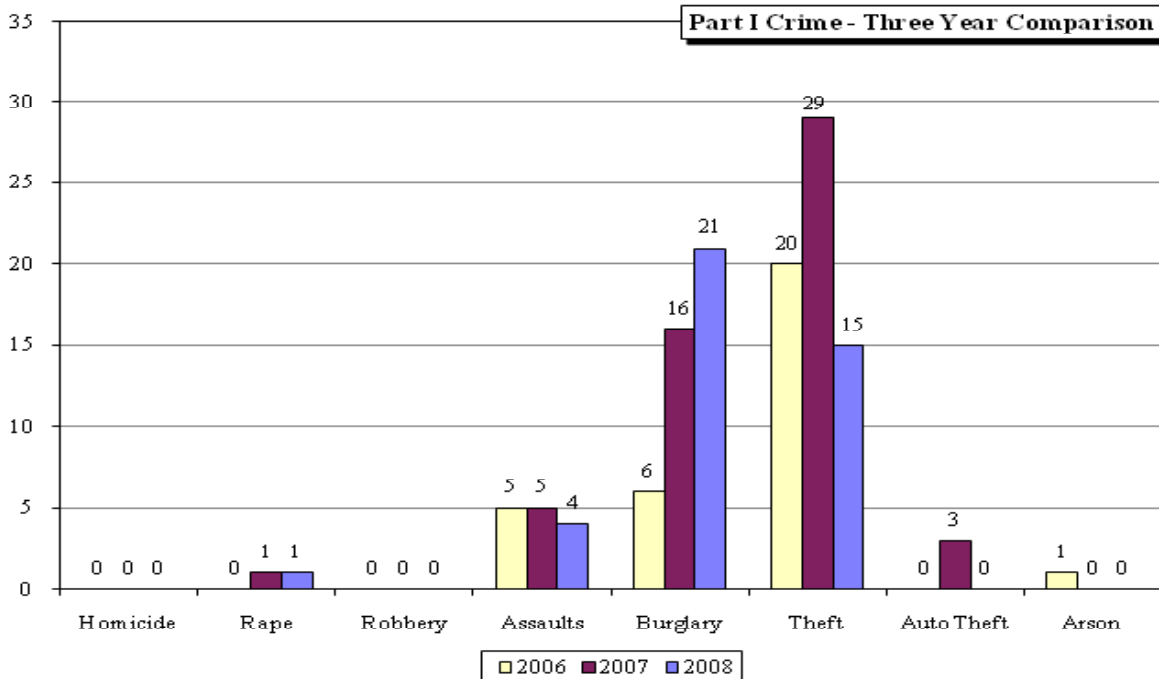
Total Police Personnel

Number Authorized.....	19
Actual Number.....	15
Number of Separations During 2008.....	5



PART I CRIMES - 2008

PART I CRIMES	REPORTED	UNFOUNDED	ACTUAL	CLEARED	% CLRD.
HOMICIDE					
a. Murder & Manslaughter					
b. Negligent Homicide					
RAPE (Sexual Assault)	1		1	1	100.0%
a. Rape by Force	1		1	1	100.0%
b. Attempted Forcible Rape					
ROBBERY					
a. Firearm					
b. Knife or Cutting Instrument					
c. Other Dangerous Weapon					
d. Strong Arm (Hands,Etc.)					
ASSAULTS	4		4	3	75.0%
a. Firearm					
b. Knife or Cutting Instrument	1		1		
c. Other Dangerous Weapon	1		1	1	100.0%
d. Hands,Feet,Fists,Etc.-Agg. Inj.					
e. Other Assaults-Simple	2		2	2	100.0%
BURGLARY	21		21	1	4.8%
a. Forced Entry	3		3	1	33.3%
b. Non-Forced Entry	18		18		
c. Attempted Forced Entry					
THEFT	19	4	15		
a. Under \$50	6		6		
b. \$50 - \$200	5	1	4		
c. Over \$200	8	3	5		
AUTO THEFT					
a. Autos					
b. Trucks and Buses					
c. Other Vehicles					
ARSON					
Total	45	4	41	5	12.2%



Index Crime Comparison City of Tyler vs. UT Tyler

Offense Type	Offense	2007		2008	
		Tyler Police	UT Tyler Police	Tyler Police	UT Tyler Police
VIOLENT CRIME	Murder	1	0	6	0
	Rape	60	1	46	1
	Robbery	129	0	129	0
	Aggravated Assault	479	0	478	2
	Violent Crime Total	669	1	659	3
PROPERTY CRIME	Burglary	806	16	768	21
	Theft	3,431	29	3,482	15
	Motor Vehicle Theft	147	3	213	0
	Property Crime Total	4,384	48	4,463	36
TOTAL NUMBER OF INDEX CRIME		5,053	49	5,122	39

Value of Stolen and Recovered Property

PROPERTY STOLEN	State	Private	Total	% State	% Pvt.
Robbery					
Burglary	\$22,586	\$3,991	\$26,577	85.0%	15.0%
Theft	\$569	\$4,812	\$5,381	10.6%	89.4%
Auto Theft					
Total	\$23,155	\$8,803	\$31,958	72.5%	27.5%
PROPERTY RECOVERED	State	Private	Total	% State Rcvd.	% Pvt.Rcvd.
Robbery					
Burglary					
Theft	\$350		\$350	61.5%	
Auto Theft		\$10,000	\$10,000		
Total	\$350	\$10,000	\$10,350	Total % Rcvd.	32.4%

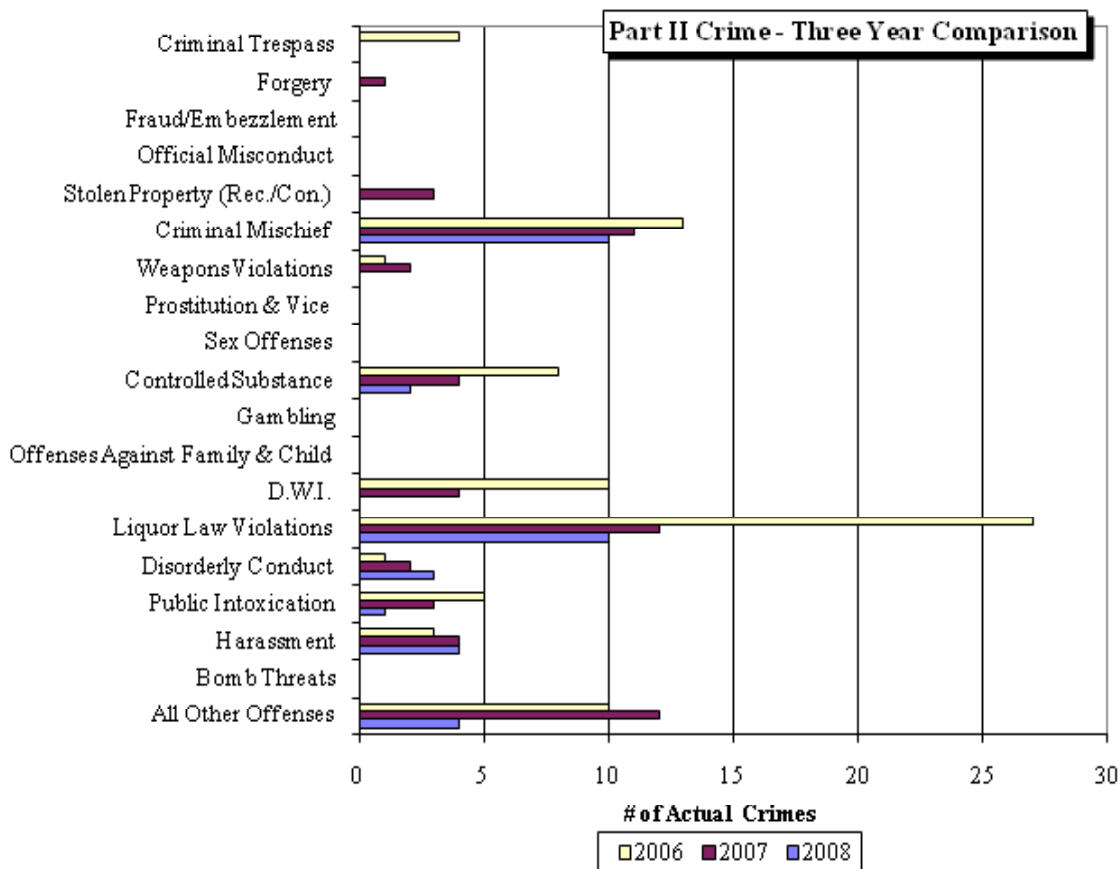
Burglary and Theft Target Section

Maintenance Shops		Offices	11
Warehouse Operations	1	Libraries	1
Locker Rooms/Restrooms	3	Classrooms	3
Activity Centers/Gymnasiums	4	Laboratories	
Hospital Patient/Treatment Rooms		Bicycles	
Retail Operations/Outlets		Vehicles	4
Dorm Rooms/Apartments	6	Other	3
Coin-Operated Machines		Total	36
		Number Computer Related	



Part II Crimes - 2008

PART II CRIMES	REPORTED	UNFOUNDED	ACTUAL	CLEARED	% CLRD.
Criminal Trespass					
Forgery					
Fraud / Embezzlement					
Official Misconduct					
Stolen Property (Rec./Con.)					
Criminal Mischief	10		10	3	30.0%
Weapons Violations					
Prostitution & Vice					
Sex Offenses					
Controlled Substance	4	2	2	2	100.0%
Gambling					
Offenses Against Family & Child					
D.W.I.					
Liquor Law Violations	10		10	10	100.0%
Disorderly Conduct	3		3	3	100.0%
Public Intoxication	1		1	1	100.0%
Harassment	5	1	4	2	50.0%
Bomb Threats					
All Other Offenses	8	4	4	4	100.0%
Total	41	7	34	25	73.5%



Arrests

Custodial Arrests		#/Year	Non-Custodial Arrests		#/Year
Number of Students		6	Number of Students		53
Number of Non-Students		2	Number of Non-Students		25
Total		8	Total		78
Number Under 18 y.o.a.			Number Under 18 y.o.a.		3

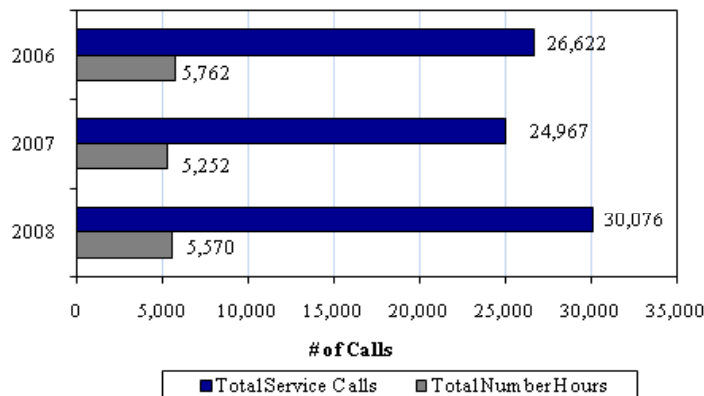
Traffic

Traffic Collisions		#/Year	Citations Issued		#/Year
Collisions with Damage Only		31	Moving Citations		174
Collisions with Injuries		1	Warning Citations		184
Total		32	Parking Citations		1,683
Collisions Involving Univ. Vehicles		1	Total		2,041

Calls for Services

Nature of Service Call	# of Calls for Year	Hours Spent on Call	Avg. Min. Per Call
Injured Person Reports	9	6	40
Unsecured Doors	1,545	293	11
Personnel Escorts-VIP's, Etc.	93	42	27
Property Escorts-Money, Etc.	201	123	37
Keys Issued by Dept.			
All Entry Assists	8,088	1,319	10
Lost & Found Reports	21	11	31
All Motor Vehicle Assists	249	83	20
Non-Criminal Fingerprinting			
Number of Public Events	66	745	677
Temporary Parking Permits Issued	7,388	883	7
Personal Appearances-Instructor			
Personal Appearances-Other	1	1	60
Crime Prevention - Sec. Surveys			
Crime Prevention - Operation ID			
Fire / Intrusion Alarm Calls	43	16	22
All Special Patrol(s)	8,464	1,611	11
Assist Outside Agency	18	12	40
Put up/Take Down Signs/Related Calls			
Deliver Emergency Messages			
Suspicious Persons/Activity Calls	99	38	23
Citizen Contacts/General Assistance to Public	12	4	20
Animal Calls	7	5	43
Actual Fires Req. Assistance/Related Calls	1	1	60
Security Checks/Security Badges Issued	24	8	20
Vehicle Tow-Away/Immobilization	1	1	60
Miscellaneous	3,746	368	6
Total	30,076	5,570	11

Call for Service - Three Year Comparison



THE UNIVERSITY OF TEXAS AT TYLER

Personnel Issues

- Officer Heath Cariker was promoted to the rank of Sergeant.
- Officer Brian Froiseth was deployed to Kuwait on active duty with the Navy Reserves.
- Officer Mark Pierce resigned.
- Officer Bobby Hudson resigned and went to work for UTHCT PD and later UT Dallas PD.
- Administrative Assistant Johnna Thedford was hired.

Initiatives

- Department continued with the development of an all hazards, comprehensive emergency management plan for the university.
- Procured and installed an outdoor speaker warning system.
- Purchased ballistic body armor and helmets for tactical entry situations.
- 2 new patrol trucks purchased for Guards.
- Ford Expedition purchased for emergency management / mobile command post.
- Video surveillance add-ons to cover parking lots and new Engineering Buildings.

Training

- Officers completed all state mandated training for cycle.

Administrative Matters

- Improvements in Clery Act reporting procedures continue.

Accomplishments/Goals Reached

- Created an Emergency Operations Center for the university by remodeling existing police department space.
- Enhanced the university's emergency notification system through the outdoor warning system, text messaging system, telephone voice mail, and website notifications.

Miscellaneous

- University Student Behavioral Concerns Committee was formed with Chief of Police as a member.
- Officer Steve Petrovich assisted with Hurricane Ike recovery efforts at UT Medical Branch at Galveston.



THE UNIVERSITY OF TEXAS

HEALTH SCIENCE CENTER AT TYLER

MR. ROBERT MARSHALL
Vice President/Chief Operating Officer

MR. ROBERT CROMLEY
Chief of Police

CAMPUS PROFILE

Campus Population

Number of Students.....	0
Number of Faculty.....	86
Number of Staff.....	705
Total.....	791

Jurisdiction

Total Area (Acres).....	655.251
Total Building Square Footage.....	697,680

All figures as of December 2008 collected from:
Office of Public Affairs and the Office of the Controller

POLICE PERSONNEL

Officers

Number Authorized.....	7
Actual Number.....	5
Number of Separations During 2008.....	1

Guards

Number Authorized.....	5
Actual Number.....	5
Number of Separations During 2008.....	1

TCO/Other Uniformed Personnel

Number Authorized.....	8
Actual Number.....	8
Number of Separations During 2008.....	2

Civilian Personnel

Number Authorized.....	1
Actual Number.....	1
Number of Separations During 2008.....	0

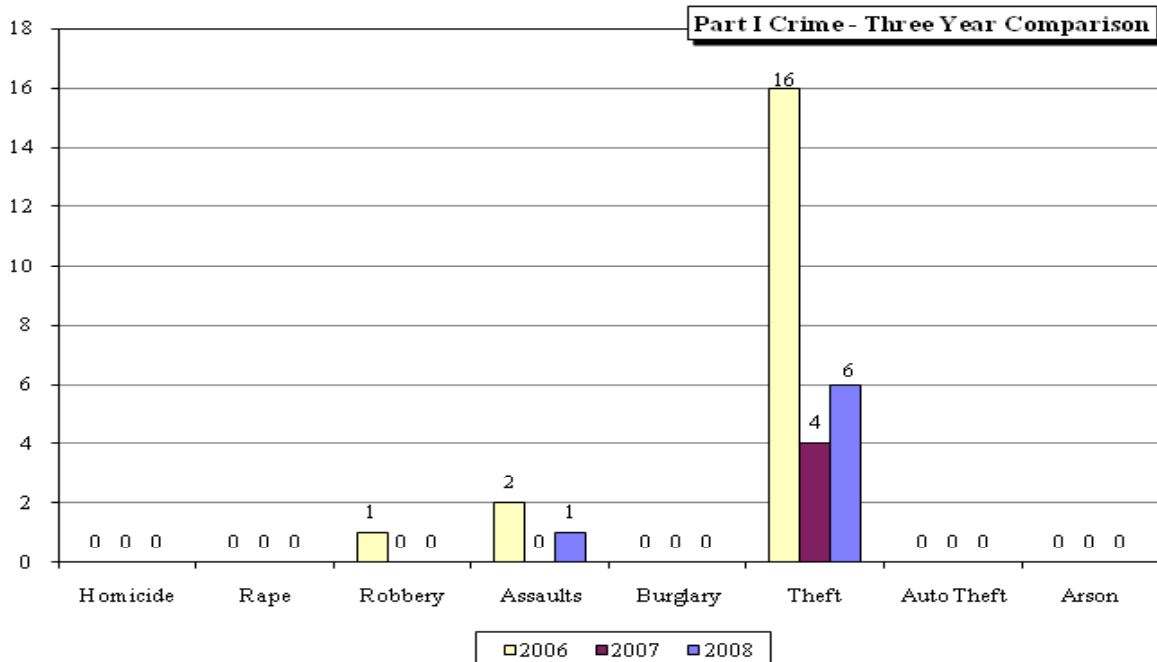
Total Police Personnel

Number Authorized.....	21
Actual Number.....	19
Number of Separations During 2008.....	4



PART I CRIMES - 2008

PART I CRIMES	REPORTED	UNFOUNDED	ACTUAL	CLEARED	% CLRD.
HOMICIDE					
a. Murder & Manslaughter					
b. Negligent Homicide					
RAPE (Sexual Assault)					
a. Rape by Force					
b. Attempted Forcible Rape					
ROBBERY					
a. Firearm					
b. Knife or Cutting Instrument					
c. Other Dangerous Weapon					
d. Strong Arm (Hands,Etc.)					
ASSAULTS	2	1	1	1	100.0%
a. Firearm					
b. Knife or Cutting Instrument					
c. Other Dangerous Weapon					
d. Hands,Feet,Fists,Etc.-Agg. Inj.					
e. Other Assaults-Simple	2	1	1	1	100.0%
BURGLARY					
a. Forced Entry					
b. Non-Forced Entry					
c. Attempted Forced Entry					
THEFT	7	1	6	1	16.7%
a. Under \$50	2		2	1	50.0%
b. \$50 - \$200	3	1	2		
c. Over \$200	2		2		
AUTO THEFT					
a. Autos					
b. Trucks and Buses					
c. Other Vehicles					
ARSON					
Total	9	2	7	2	28.6%



Index Crime Comparison City of Tyler vs. UT HSC Tyler

Offense Type	Offense	2007		2008	
		Tyler Police	UT HC Tyler Police	Tyler Police	UT HC Tyler Police
VIOLENT CRIME	Murder	1	0	6	0
	Rape	60	0	46	0
	Robbery	129	0	129	0
	Aggravated Assault	479	0	478	0
	Violent Crime Total	669	0	659	0
PROPERTY CRIME	Burglary	806	0	768	0
	Theft	3,431	4	3,482	6
	Motor Vehicle Theft	147	0	213	0
	Property Crime Total	4,384	4	4,463	6
TOTAL NUMBER OF INDEX CRIME		5,053	4	5,122	6

Value of Stolen and Recovered Property

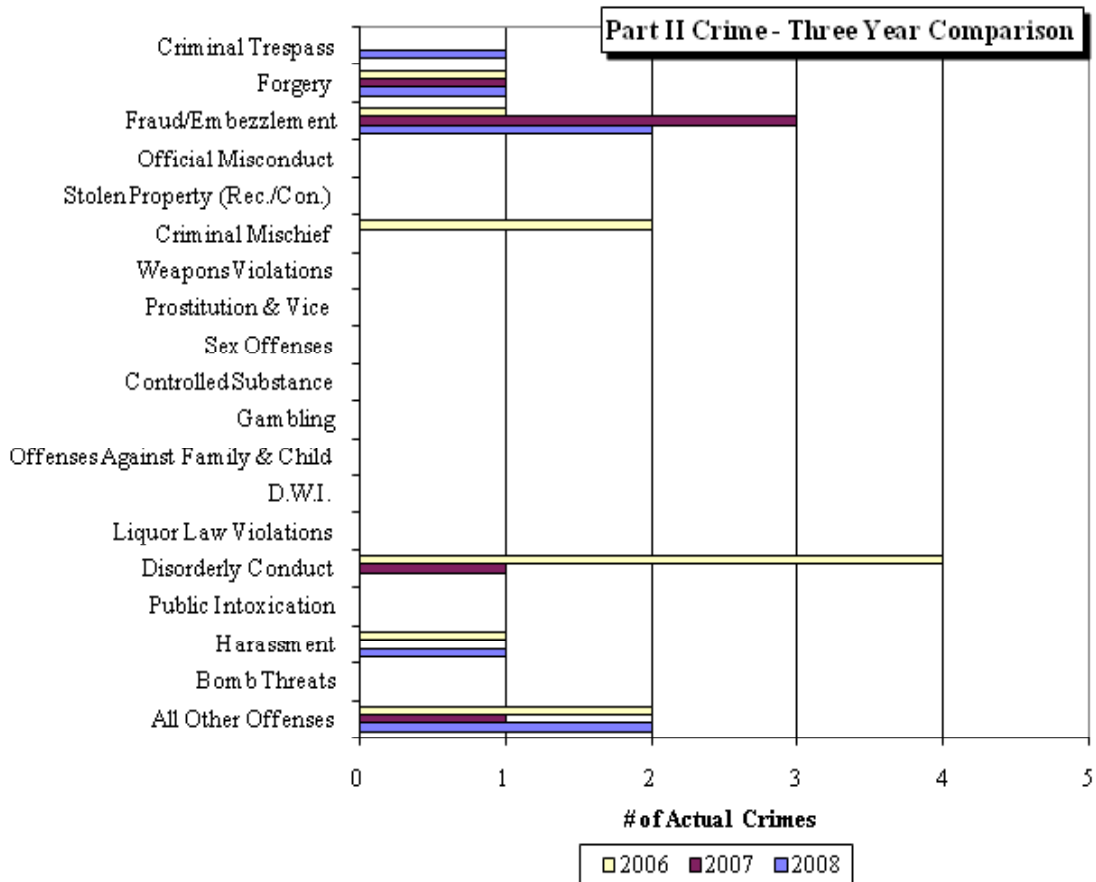
PROPERTY STOLEN	State	Private	Total	% State	% Pvt.
Robbery					
Burglary					
Theft	\$1,319	\$174	\$1,493	88.3%	11.7%
Auto Theft					
Total	\$1,319	\$174	\$1,493	88.3%	11.7%
PROPERTY RECOVERED	State	Private	Total	% State Rcvd.	% Pvt.Rcvd.
Robbery					
Burglary					
Theft	\$75		\$75	5.7%	
Auto Theft					
Total	\$75		\$75	Total % Rcvd.	5.0%

Burglary and Theft Target Section

Maintenance Shops		Offices	3
Warehouse Operations		Libraries	
Locker Rooms/Restrooms		Classrooms	
Activity Centers/Gymnasiums		Laboratories	1
Hospital Patient/Treatment Rooms		Bicycles	
Retail Operations/Outlets	1	Vehicles	
Dorm Rooms/Apartments	1	Other	
Coin-Operated Machines		Total	6
		Number Computer Related	

Part II Crimes - 2008

PART II CRIMES	REPORTED	UNFOUNDED	ACTUAL	CLEARED	% CLRD.
Criminal Trespass	1		1	1	100.0%
Forgery	1		1	1	100.0%
Fraud / Embezzlement	2		2	1	50.0%
Official Misconduct					
Stolen Property (Rec./Con.)					
Criminal Mischief					
Weapons Violations					
Prostitution & Vice					
Sex Offenses					
Controlled Substance					
Gambling					
Offenses Against Family & Child					
D.W.I.					
Liquor Law Violations					
Disorderly Conduct					
Public Intoxication					
Harassment	1		1		
Bomb Threats					
All Other Offenses	3	1	2	2	100.0%
Total	8	1	7	5	71.4%



Arrests

Custodial Arrests	#/Year		Non-Custodial Arrests	#/Year
Number of Students			Number of Students	
Number of Non-Students			Number of Non-Students	
Total			Total	
Number Under 18 y.o.a.			Number Under 18 y.o.a.	

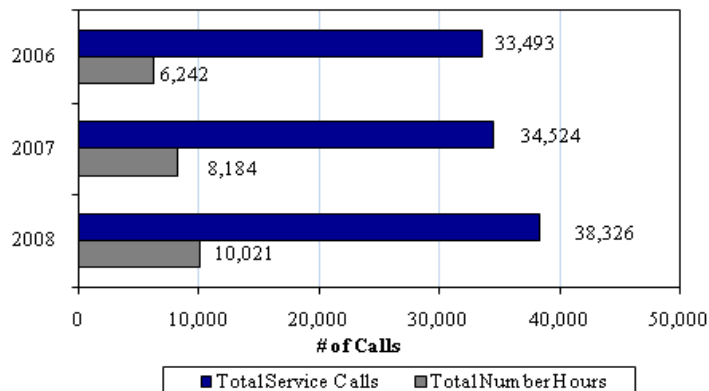
Traffic

Traffic Collisions	#/Year		Citations Issued	#/Year
Collisions with Damage Only	16		Moving Citations	
Collisions with Injuries			Warning Citations	282
Total	16		Parking Citations	46
Collisions Involving Univ. Vehicles	2		Total	328

Calls for Services

Nature of Service Call	# of Calls for Year	Hours Spent on Call	Avg. Min. Per Call
Injured Person Reports	20	10	30
Unsecured Doors	2,488	320	8
Personnel Escorts-VIP's, Etc.	188	63	20
Property Escorts-Money, Etc.	493	134	16
Keys Issued by Dept.	437	169	23
All Entry Assists	4,678	1,584	20
Lost & Found Reports	70	18	15
All Motor Vehicle Assists	280	127	27
Non-Criminal Fingerprinting	7	5	43
Number of Public Events	3	4	80
Temporary Parking Permits Issued	801	192	14
Personal Appearances-Instructor	9	7	47
Personal Appearances-Other	138	68	30
Crime Prevention - Sec. Surveys	1	1	
Crime Prevention - Operation ID			
Fire / Intrusion Alarm Calls	5,413	1,442	16
All Special Patrol(s)	15,807	3,830	15
Assist Outside Agency	36	21	35
Put up/Take Down Signs/Related Calls	175	49	17
Deliver Emergency Messages	3	3	60
Suspicious Persons/Activity Calls	39	12	18
Citizen Contacts/General Assistance to Public			
Animal Calls	4	2	30
Actual Fires Req. Assistance/Related Calls	1	2	120
Security Checks/Security Badges Issued	1,021	376	22
Vehicle Tow-Away/Immobilization	1	1	60
Miscellaneous	6,213	1,581	15
Total	38,326	10,021	16

Call for Service - Three Year Comparison



THE UNIVERSITY OF TEXAS

HEALTH SCIENCE CENTER AT TYLER

Personnel Issues

- Retirements from the Police Department at the Health Science Center included two dispatchers and one guard.
- Two new police officers positions were posted and one has been filled.

Training

- Officers completed more than 180 hours of training which include Basic Patrol Rifle, Incident Command, and decontamination training.
- All officers completed Texas Commission on Law Enforcement Officer Standards and Education (TCLEOSE) mandatory training.

Administrative Matters

- The University of Texas Health Center at Tyler changed its name to The University of Texas Health Science Center at Tyler.

Accomplishments/Goals Reached

- University of Texas Health Science Center at Tyler Police Department is working diligently on upgrading physical security on the campus with installation of surveillance cameras and controlled door access. Our dispatch remodel project is complete and the project for our Research Building is ongoing and is expected to be completed in FY2010.



*Office of the Director of Police
The University of Texas System Administration
702 Colorado Street, Suite 1.122
Austin, Texas 78701
Phone: (512) 499-4680
Fax: (512) 499-4684*

