

# CULTIVATING LEARNING AND SAFE ENVIRONMENTS

An Empirical Study of Prevalence and Perceptions  
of Sexual Harassment, Stalking, Dating/Domestic  
Abuse and Violence, and Unwanted Sexual  
Contact

The University of Texas at Arlington

Spring 2017



UNIVERSITY OF  
**TEXAS**  
ARLINGTON

Page was intentionally left blank

# Table of Contents

## 1. Introduction

<b>05</b>	<b>07</b>	<b>09</b>
Introduction	Acknowledgements	Executive Summary

## 2. Findings

<b>27</b>	<b>28</b>	<b>30</b>	<b>32</b>	<b>34</b>
Findings	Demographics	More Demographics	Prevalence of Sexual Harassment, Stalking, Dating/Domestic Abuse and Violence, and Unwanted Sexual Contact	Prevalence of Victimization: Faculty/Staff-Perpetrated Sexual Harassment
<b>36</b>	<b>38</b>	<b>40</b>	<b>42</b>	<b>44</b>
More About FacultyStaff Sexual Harassment Perpetration	Prevalence of Victimization: Student-Perpetrated Sexual Harassment and Perpetration Information	Prevalence of Victimization: Stalking and Perpetration Information	Prevalence of Victimization: Dating/Domestic Abuse and Violence	More About Dating/Domestic Abuse and Violence: Cyber Abuse and and Psychological Abuse
<b>46</b>	<b>48</b>	<b>50</b>	<b>52</b>	<b>54</b>
More About Dating/Domestic Abuse and Violence: Physical Violence	Prevalence of Victimization: Unwanted Sexual Contact	More About Unwanted Sexual Contact Perpetration	Disclosing After Victimization	Victims’ Reports of Impact on Daily Life
<b>56</b>	<b>58</b>	<b>60</b>	<b>62</b>	
Alcohol and Drug Use at Time of Victimization	Students’ Health and Well Being	Students’ Perceptions of Safety at the Institution	Students’ Perceptions of Institutional Response	

03

## 3. Current Programs

<b>65</b>
Current Programs

## 4. Next Steps

<b>73</b>
Next Steps

## 5. Additional Information

<b>77</b>	<b>79</b>	<b>83</b>
Additional Information	Appendix A: Prevalence Tables	Appendix B: Establishing Prevalence

Page was intentionally left blank

# 1.

## Introduction

Page was intentionally left blank

# Acknowledgements from the Research Team-Institute on Domestic Violence & Sexual Assault (IDVSA)

The successful launch and timely completion of the *Cultivating Learning and Safe Environments (CLASE)* Survey at The University of Texas at Arlington is due in large part to the collective effort and dedication of many individuals. The CLASE survey is part of the larger empirical CLASE study of prevalence and perpetration of five forms of violence and misconduct including sexual harassment by faculty/staff, sexual harassment by students, stalking, dating/domestic abuse and violence, and unwanted sexual contact across 13 institutions in The University of Texas System. The research also includes focused analysis with professionals at rotating campuses and an innovative multi-year cohort study to assess impact and program outcomes at The University of Texas at Austin.

First, the research team and the university community owe an immense debt of gratitude to all student participants. We understand more about our students' lives because they took the time to complete this survey. We are particularly grateful to the survivors of sexual harassment, stalking, dating/domestic abuse and violence, and unwanted sexual contact. Survivors' contributions were especially critical to move program and response policies forward so our hope is that the findings are reflective of their experiences.

Chancellor William McRaven is a transformative leader. With the support of the UT Board of Regents, the Chancellor's vision has been to recognize all forms of violence that our students experience and implement strategies toward pioneering solutions. It has been a privilege to be a part of this noble charge.

Many thanks go out to UT Arlington President Vistas Karbhari, for engaging students and the campus community in the deepest understanding and strategies of these issues to ensure the safety and academic achievement of all students. His distinguished and "maverick" leadership is commendable.

We would like to extend our heartfelt thanks to Dr. Wanda Mercer, associate vice chancellor for student affairs at the UT System Office of Academic Affairs. Dr. Mercer was our on-the-ground leader, expertly assisting this team through the labyrinth of institutions of higher education. Undoubtedly, the CLASE project would have been unachievable without Dr. Mercer's aptitude and commitment.

Our gratitude and appreciation goes out to UT Arlington CLASE Stakeholder Group for their commitment and tireless energy developing recruitment and promotional efforts that led to a successful fall survey launch.

# Acknowledgements from the Research Team-Institute on Domestic Violence & Sexual Assault (IDVSA)

Chris Kaiser, director of public policy for the Texas Association Against Sexual Assault (TAASA) and Aaron Setliff, director of public policy for the Texas Council on Family Violence (TCFV) receive our immense gratitude for their superb legal prowess and guidance.

For the past two years, we have deepened our strong relationship with the UT System Office of the Director of Police under the leadership of Director Mike Heidingsfield. Thank you for putting police efforts at the center of prevention and change efforts on our campuses.

We wish to thank Lope Gutierrez-Ruiz, Michelle Benaim Steiner, and the team at In-House International for their incredible creative work on this report. Hundreds of hours went into these reports, and we owe them a great debt for their commitment to illustrate these important data with such care.

We wish to give a big shout out to all the energetic and passionate students who helped with recruitment, pilot pre-testing, and survey promotion through social media.

IDVSA graduate research assistants Michelle “Chelly” Calandra and McKenna Talley worked tirelessly to develop this report.

We have stood on the broad shoulders of a large community of sexual assault and violence researchers and colleagues that willingly shared their survey tools and consulted with us. We are deeply appreciative for their commitment and generosity.

*The University of Texas at Arlington was an early and active participant in the nationwide effort to improve safety on college campuses. We have been recognized as a leader in providing critical and proactive services to students in need. This includes our efforts to educate the entire university community of the constant need for awareness, vigilance, and responsiveness to any behavior that adversely impacts the academic experience and well-being of our students. Located in the city of Arlington, UTA is an equal distance between Dallas and Fort Worth, a metroplex that has a population of more than 7 million and is expected to reach 10 million within the next decade. Our on-campus residential population is expanding rapidly, and the need to maintain a safe environment is an institutional priority.*

## Introduction

---

*If we want to change our campus culture, then we have to be open and honest about our students' experiences, no matter how uncomfortable it is. Our UT System institutions have numerous, effective programs to serve victims of sexual assault and misconduct, yet we can and must do better because even one incident is too many. These findings provide specific data to more deeply understand our students' experiences, and address the problem.*

William H. McRaven  
Chancellor, The University of Texas System

The *Cultivating Learning and Safe Environments* (CLASE) (pronounced 'class') project is a research study about The University of Texas System students' experiences with sexual harassment, stalking, dating/domestic abuse and violence, and unwanted sexual contact.<sup>1</sup> The CLASE project was implemented to better understand students' experiences and perceptions of these acts with the goal to increase student safety. Findings will inform institution-specific efforts that address victimization and perpetration risks across the University of Texas (UT) System.<sup>2</sup> This document presents the web-based findings for UT Arlington summarizes existing institutional direct programs that serve students, and reports strategic next steps. Enrolled

undergraduate and graduate students were randomly selected to participate in the study.

Students anonymously and voluntarily answered questions using a web-based platform in three broad areas: health and well-being, general perceptions about the institution's response to addressing four areas protected under Title IX legislation (sexual harassment, stalking, dating/domestic abuse and violence, and unwanted sexual contact), and if they had personal experience with any of these since their enrollment at a UT System institution. At UT Arlington, 4,253 students participated. The response rate was 11.2%.

Sexual harassment, stalking, dating/domestic abuse and violence, and unwanted sexual contact are pervasive societal issues. Research indicates that college-aged students may be at particular risk for victimization, and institutions of higher education (IHEs) have a moral and legal responsibility to implement strategies that minimize risks for their students. The UT System and its institutional leaders have set the goal to do just that—further understand, address, and work to eliminate these acts by continuing to dedicate and commit significant institutional efforts and resources. It is equal-

ly important to recognize that these issues are not unique to IHEs, but are social problems that should be viewed in the larger societal context.

## Race/Ethnicity —

The UT System is uniquely positioned to further contribute to the understanding of the impact these forms of violence have on racially and ethnically diverse student populations, particularly Hispanic and Latino/a students. Findings do not explore the intersectionality of race/ethnicity and sexual harassment, stalking, dating/domestic abuse and violence, and unwanted sexual contact. The CLASE project will work toward these aims in the future.

## Complex accountability for institutions of higher education —

In recent years, universities nationwide have been grappling with how to identify and respond to victims and hold perpetrators accountable. However, in university settings, striking the balance of justice for victims and accountability of the alleged offenders is more complex, particularly when the offender has been identified as another student. University actors have a duty to uphold the liberties of all their students (victims and alleged offenders). University actors also have a duty to address the needs of all their students in a system where there are both Title IX and criminal justice process reporting options. Research indicates formal reporting is incredibly complex for victims, because it is most likely that the victim and alleged offender know, have known, or are related to each other.

Nationally, university actors need more support and resources dedicated to the implementation of disciplinary processes, police investigations, an advanced



## Title IX Forms of Violence

Title IX is the Education Amendment of 1972 that states, “No person in the United States shall, on the basis of sex, be excluded from participation in, be denied the benefits of, or be subjected to discrimination under any education program or activity receiving Federal financial assistance.”<sup>4</sup>

Some forms of violence are prohibited types of sex discrimination under Title IX. These forms of violence include sexual harassment, stalking, dating/domestic violence, and sexual assault.

This report uses the term “unwanted sexual contact” to include unwanted sexual touching, attempted rape, and rape. These particular forms of violence are often referred to as “sexual assault” within the context of federal and state statutes.

understanding of Title IX legislation and processes, and student support services.<sup>3</sup> This research seeks to contribute to UT System institutions’ understanding of these issues.

## Report Organization

This report is organized into five major sections.

**Part 1: Introduction** gives background information about the CLASE project, including its methodology;

**Part 2: Findings** includes 18 infographics illustrating the prevalence rates, related impact, and students’



## Why Use CLASE Statistics?

There are several reasons why the findings in this report and statistics from other studies may differ. Definitions of victimization vary; the CLASE project uses behaviorally-specific definitions focused on unwanted, nonconsensual behaviors. Behaviorally specific definitions result in more accurate reports of victimization than asking a person if they were sexually harassed, stalked, abused, or sexually assaulted.

Second, the study's scope is limited to the issues protected under Title IX and queries students about their experiences since enrollment at a UT System institution.

Finally, prevalence data are not limited to formal reports to institutional services such as campus police or health centers. Research indicates that the topics under study are among the most underreported crimes in the United States. In Texas, only nine percent of adult sexual assault victims reported their victimization to law enforcement.<sup>5</sup>

What we have produced is a current, representative, and UT System Institutions-specific study of the prevalence of forms of violence under Title IX.

perceptions of institutional response;

**Part 3: Current Programs** summarizes the current institutional efforts to address sexual harassment, stalking, dating/domestic abuse and violence, and unwanted sexual contact;



## Clery Statistics<sup>6</sup>

The Clery Act is a federal statute that requires both private and public IHEs that participate in federal financial aid programs to disclose information about crime on and around their campuses in an Annual Security Report (ASR). The Department of Education defines what crimes are reported in the ASR, which include several non-sexual misconduct related crimes and also the sexual misconduct related crimes of (1) dating violence, (2) domestic violence, (3) sexual assault (rape, fondling, incest, statutory rape), and (4) stalking.

In addition to the sexual misconduct crimes reported under Clery, the CLASE report also addresses: (1) sexual harassment (sexist gender harassment, crude sexual harassment, unwanted sexual attention harassment, sexual coercion harassment) and (2) cyber abuse and psychological abuse in the dating/domestic violence context. Under Clery, a crime is “reported” when it is brought to the attention of a campus security authority (CSA), the institution’s police department or campus safety office, or local law enforcement personnel by a victim, witness, other third party or even the offender. Reports can be made by anyone, including non-affiliates of the institution. As not all crimes are reported to a CSA, the institution is limited to reporting in the ASR only those crimes of which it is made aware.

The institution is also limited to reporting in the ASR offenses that occur (1) on campus, (2) on public property within or immediately adjacent to the campus; and (3) in or on non-campus buildings or property that the institution owns or controls. The CLASE report does not have geographic limits and it does not focus on formal reports to the institution, rather its focus is on students’ experiences.

**Part 4: Next Steps** describes initiatives, strategic actions, and priorities; and

**Part 5: Additional Information** includes appendices that provide supplemental data and findings.

## Impetus for Leadership-Driven Policy Efforts

The UT System and its institutions recognize that sexual harassment, stalking, dating/domestic abuse and violence, and unwanted sexual contact deeply affect students' abilities to learn, grow, thrive, and achieve their educational goals while attending college. The UT System, as a leader in the State of Texas and the nation, strives to understand, address, and reduce these forms of violence across its institutions with the goal to eventually eliminate them. In May 2015, at the initiative of Chancellor William H. McRaven and with the full support of the UT System Board of Regents, researchers at the Institute on Domestic Violence & Sexual Assault (IDVSA) at the School of Social Work at The University of Texas at Austin developed and implemented the four-year CLASE research study. The CLASE project was funded by The University of Texas System Board of Regents.

Federal legislation, mandatory legal regulations, and the creation of the White House Task Force to Protect Students from Sexual Assault also brought these issues to the public's attention. The Task Force's first report, *Not Alone*, identified priority areas for research, including the critical role of benchmarking surveys to assess efforts that build on knowledge and improve prevention and intervention undertakings. IDVSA researchers have been a part of all these efforts.

See [www.utsystem.edu/CLASE](http://www.utsystem.edu/CLASE) for a full description of the CLASE Project.

## Literature Review

The four issues under study are briefly outlined particularly in the context of higher education.

### Sexual harassment —

Sexual harassment is defined as “unwelcome sexual advances, requests for sexual favors, and other verbal or physical harassment of a sexual nature when such conduct has the purpose or effect of unreasonably interfering with an individual's academic or work performance or creating a hostile environment”.<sup>8,9</sup> In this report, we include gender harassment (unwanted sexist behavior) within sexual harassment since Title IX protection extends to students who experience gender harassment or sexual harassment.<sup>10</sup> Sexual harassment of students at IHEs is well-documented in the literature and continues to be affirmed by the recent results of campus climate surveys across the United States.

Recent campus climate surveys have found rates of faculty/staff-perpetrated sexual harassment ranging from 21% to 38% with variation in victimization rates among students of different genders and classifications in school.<sup>11,12</sup> Rates of student-perpetrated sexual harassment have ranged from 39% to 64.5%, with similar variation (See Appendix A, Table 1).<sup>13,14</sup> While undergraduate students indicate higher rates of sexual harassment perpetrated by their peers than do graduate and professional students, graduate and professional students indicate higher rates of sexual harassment perpetrated by a faculty or staff mem-

ber than do undergraduate students. The difference in perpetration details and school classification may occur due to a greater amount of interaction with faculty and staff in graduate and professional programs, as well as the inherent nature of power differentials in student-teacher relationships.<sup>15,16</sup> Gaps may also be reflected in the information available about undergraduate prevalence rates of sexual harassment perpetrated by faculty or staff.

However, methodological and measurement approaches across national studies make exact comparisons about these issues difficult. Appendix A provides a summary of two other national studies for contrast and methodological differences are noted.

## Stalking —

Stalking is defined as the “persistent [use of] threatening or harassing tactics” that are unwanted and fear-inducing, such as being followed, spied on, or sent repeated unwanted messages.<sup>17</sup> Recent research at IHEs found that stalking prevalence rates range from 2.9% to 26%, with higher rates typically experienced by undergraduates and female students.<sup>18-21</sup> CLASE stalking prevalence rates are comparable to prevalence rates across US institutions Appendix A provides additional comparison data.

## Dating/domestic abuse and violence —

The Department of Justice (DOJ) defines dating/domestic abuse and violence “as a pattern of abusive behavior”<sup>22</sup> committed “by the victim’s current or former spouse, current or former cohabitant, or person similarly situated under domestic or family violence law;” partners in a non-marital romantic or intimate relationship are also included.<sup>23</sup> Prevalence rates vary across studies due, in part, to diverse methodological

practices. Recent research at IHEs indicated that students experience dating/domestic violence at rates of 4.9% to 11.5%.<sup>24-28</sup> The CLASE study included psychological abuse, cyber abuse, and physical violence victimization as measures of dating and dating/domestic violence. Methodological and measurement approaches across national studies make exact comparisons across prevalence rates difficult.

The high rates of disclosure among men are surprising, although not without precedent; several studies indicate that male and female college students report experiencing dating/domestic abuse and violence at similar rates. What is also known is that the consequences or impact of this abuse and violence is often greater for women, who are more likely to experience emotional consequences and severe injuries. For example, in the CLASE study, women reported higher rates of injuries that needed medical treatment, problems with school, and serious emotional difficulties. Women’s violence also tends to be a protective behavior used in response to violence initiated by an abusive, intimate partner; a strong predictor of women’s violence is men’s violence against them.<sup>29,30</sup> The inability to measure the intent, including self-defense and coercive control as describe above, are limitations of behaviorally-specific measures.

Yet, men’s dating/domestic abuse and violence rates are concerning. Findings indicate that both male and female students are harming one another at troubling rates during the particularly important young-adulthood developmental stage. No physical violence perpetrated against anyone is tolerable. Societal pressures and expectations may also mean that women face fewer social barriers to report-

ing than do men. This research area needs further investigation to fully appreciate the findings and develop programs and services that respond to all students' needs.

## Unwanted sexual contact —

Unwanted sexual contact is defined as sexual activity that occurs without consent.<sup>31</sup> Title IX legislation defines sexual violence as any “physical sexual act perpetrated against a person’s will or where a person is incapable of giving consent (e.g., due to the student’s age or use of drugs or alcohol, or because an intellectual or other disability prevents the student from having the capacity to give consent).”<sup>32</sup> Prevalence rates of unwanted sexual contact in the CLASE study are comparable to rates at other IHEs nationwide. Rates of unwanted sexual contact vary widely by gender and classification. In several recent studies, rates of unwanted sexual contact victimization among undergraduate females ranged from 21% to 31%, while rates among graduate males ranged from 1.1% to 5%.<sup>33-38</sup> Unwanted sexual contact prevalence rates at UT System institutions are similar to rates at other IHEs.

## Comparing national prevalence rates —

Methodological and measurement approaches across national studies make exact comparisons about these issues difficult. Appendix A provides a summary of two national studies for contrast and methodological differences are noted.

## Methodology

The CLASE project aimed to better understand students' experiences of sexual harassment, stalking, dating/domestic abuse and violence, and unwanted

sexual contact and enhance existing programs and services for students. The CLASE project is an innovative and comprehensive study about the issues protected under Title IX legislation and their impact on students' physical, mental, and financial lives. Its revolutionary aspects are marked by the diversity of institutions involved, the multidisciplinary group of stakeholders engaged, the scientific rigor of the methodology, and the use of findings to inform institutional practice and policies for immediate and innovative change.

The larger CLASE project consists of three parts: 1) a web-based survey, 2) an in-depth empirical investigation phased in with all institutions across four years, and 3) a four-year cohort study at UT Austin. Only the web-based survey findings of prevalence and perceptions are reported in this document. Data collection is ongoing in Parts 2 and 3 mentioned above and new reports will be produced once additional UT System institutions have participated in an in-depth empirical investigation and the cohort study.

## Guiding research questions —

Three research questions guided the CLASE survey.

1. What is the prevalence and rate of sexual harassment, stalking, dating/domestic abuse and violence, and unwanted sexual contact of students since their enrollment at a UT System institution?
2. What are the students' perceptions of institutional responses to these issues?
3. How do UT System institutions use findings to enhance existing programs and services and identify next steps?

# Executive Summary

FOUR GENERAL TERMS TO DESCRIBE ISSUES UNDER STUDY	AREAS OF BEHAVIORS/ EXPERIENCES THAT THE INSTRUMENT ASKED PARTICIPANTS ABOUT
<b>Faculty/Staff-Perpetrated Sexual Harassment</b>	1. Sexist Hostility/Sexist Gender Harassment 2. Sexual Hostility/Crude Gender Harassment 3. Unwanted Sexual Attention 4. Sexual Coercion
<b>Student-Perpetrated Sexual Harassment<sup>39</sup></b>	1. Sexist Hostility/Sexist Gender Harassment 2. Sexual Hostility/Crude Gender Harassment 3. Unwanted Sexual Attention 4. Sexual Harassment Via Electronic Communication
<b>Stalking<sup>40</sup></b>	1. Stalking
<b>Dating/Domestic Abuse and Violence</b>	1. Cyber Abuse 2. Psychological Abuse 3. Physical Violence
<b>Unwanted Sexual Contact</b>	1. Unwanted Sexual Touching 2. Attempted Rape 3. Rape

*For the complete copy of the CLASE web-based survey see the Research Methods Report*

## Survey instrument development, confidentiality, and Institutional Review Board (IRB) process —

The web-based survey contained 20 modules that included questions about general demographics, health and well-being, alcohol consumption, perceptions of safety, and several other areas. Students were also asked behaviorally-specific questions about their experiences in the four areas protected under Title IX (sexual harassment, stalking, dating/domestic abuse

and violence, and unwanted sexual contact) since their enrollment as a student at the institution.

A random sample was selected of all currently enrolled, eligible students. The sample size was based on criteria that ensured adequate power to accurately assess the prevalence of issues protected under Title IX legislation and to accommodate three survey versions. Students ages 18 or older voluntarily and anonymously participated and the survey was structured to protect their confidentiality and privacy. All data were kept on a secure server. The IRB at UT Austin reviewed and approved this project (IRB approval No. 2015-09-0110) and served as the IRB of record.

## Interpreting percentages and the number of survey participants —

Research reports that present findings as percentages often include the overall number of participants to provide more context for the reader. For example, “18% of students experience sexual assault” might be more useful if the overall number of students at the institution is also included when reporting the percentage. In the infographic reports, several factors led to the decision to be parsimonious so that they contain only percentages. The overall population of students and number of survey participants are known and reported in the report’s demographics section. Also, the number of participants for each question and all other relevant data are provided to any interested reader in the “Research Methods Report” and available on the project website: [www.utsystem.edu/CLASE](http://www.utsystem.edu/CLASE).

More importantly, the research team employed the most rigorous and scientific methods available in survey research, as explained in the Research Meth-

ods Report. The margins of error were calculated and reported for all percentages and reliability tests were performed on the instruments. Both strategies add confidence to the reported findings.

The CLASE findings are relevant to all students since their enrollment at UT Arlington, not just those students participating in the study.

## **Victimization questions —**

The CLASE survey was designed to be consistent with the highest standards of scientific rigor and professional best practices in the field. Administrator Researcher Campus Climate Collaborative (ARC3)<sup>41</sup> and Campus Attitudes Towards Safety (CATS)<sup>42</sup> served as the primary web-based survey tools. Both measurements are well-known and broadly referenced. Reliability and validity tests were performed for their use in UT academic institution settings. To increase consistency in participants' understandings of the meaning of each question, the survey instruments consist of behaviorally-specific questions. The table below outlines the behaviors measured in the survey. The CLASE tool is outlined on page 15.

*For the complete copy of the CLASE web-based survey see the Research Methods Report.*

## **Institutional stakeholder group collaborations —**

The CLASE project was implemented with the involvement of an Institutional Stakeholder Group at every institution. The Institutional Stakeholder Group included representatives from the administration, faculty, staff, and students. The stakeholder group members had the opportunity to provide input and discuss findings. These multidisciplinary part-

nerships strengthened the project process and outcomes, and were reflective of the project's value to be inclusive and culturally grounded.

## **How was prevalence estimated? —**

Criminal justice experts were engaged to define the victimization survey questions that met Title IX legislation violations. Prevalence was defined by the proportion of students enrolled in the UT System who had experienced sexual harassment, stalking, dating/domestic abuse and violence, or unwanted sexual contact victimization since enrollment at a current institution. Sexual harassment, stalking, dating/domestic abuse and violence, and unwanted sexual contact are all violations under Title IX legislation.

*See Appendix B and the Research Methods Report for a detailed summary of the study methodology.*

## **Identifying and addressing study limitations —**

The study had several limitations. Voluntary surveys may have the potential to reflect response bias because some participants may have answered survey questions either inaccurately or untruthfully due to a misunderstanding or to be socially desirable. In addition, some may assume that students with the experience of victimization are more drawn to this type of study. Three strategies were used to minimize overestimation of victimization. First, the study was not advertised as a study about victimization. Second, weighting strategies were used so that the findings were reflective of the student population by gender, race/ethnicity, and school classification at the institution. Third, margins of error were also calculated to reflect relative confidence in the findings.

## **Behaviorally-specific questions —**

Advances in social science have improved the ability to measure victimization over the last decade. Behaviorally-specific questions on surveys more accurately capture participants' experiences. For example, in the CLASE survey, unwanted sexual contact included unwanted touching, attempted rape, and rape. Students were asked to consider the definition of rape as "since enrollment someone put their penis, fingers, or other objects into my vagina [or butt] without my consent." Attempted rape was defined as "even though it didn't happen, someone TRIED to have oral, anal, or [vaginal] sex with me without my consent."

## **Snapshot vs. cumulative view —**

Survey research has other limitations. A survey is a snapshot that provides a relatively simplified picture of the issue under study. In the CLASE study, the findings may miss two important aspects about students' lives. First, the findings do not necessarily fully account for the context or impact of these issues in a student's life. Second, a single survey is not able to fully assess how these issues evolve over time, so a lifetime measure might be considered more accurate. For example, a freshman enrolled at a UT System institution who did not report being victimized during her or his first year may experience a victimization by graduation. These issues are being mitigated. First, during the CLASE study, all UT institutions will repeat the web-based survey to more fully understand the cumulative nature of these issues on students' lives. Second, over the CLASE project, institutions are iteratively involved with in-depth qualitative data collection efforts that will fill in the gaps that may be left unexplored by survey methodology.

## A look toward the future —

Prevalence across categories may rise in the future. Although counterintuitive, the upsurge should be considered a signal that the institutional strategies (described in Part 4) are having a positive effect, not that incidents are increasing. Better scientific methods for measuring student experiences, the willingness for students to identify their victimization experiences, and students' increased trust in their institutional reporting systems are also likely explanations for expected increased prevalence rates. As the issues protected under Title IX legislation are prioritized, the barriers toward students' success are removed and students' educational success is more obtainable.

## External review —

An external review was used to evaluate the project's integrity and its scientific rigor. The reviewers were provided draft reports with findings, a detailed methodological report, the data set, copies of the survey, and scoring procedures. The reviewers were asked to answer: a) whether the study met scientific standards, b) whether the findings were consistent with the methods, and c) whether the study answered critical questions for institutions of higher education. The external reviewers concluded that the CLASE study met employed accepted practices for this type of study, high scientific standards of methodological rigor, and that the analysis was consistent with the findings presented in the reports.

*See the External Review Report for additional information.*

## Key Findings

The following reflects web-based survey findings of students' experiences since their enrollment at UT Arlington.

### Sexual harassment

- Eleven percent of students reported experiencing faculty/staff-perpetrated sexist gender harassment.
- Nineteen percent of students reported experiencing student-perpetrated sexual harassment.

### Stalking

- Thirteen percent of female undergraduate students and 11% of students overall reported stalking victimization.

### Dating/domestic abuse and violence

- Ten percent of students who had been in a dating or marital relationship while at UT Arlington reported experiencing cyber abuse, 8% reported experiencing psychological abuse, and 8% reported experiencing physical violence.

### Unwanted sexual contact

- Nine percent of students reported experiencing unwanted sexual touching.
- Eight percent of undergraduate female students reported having experienced rape.

### Vulnerable groups

It is well documented that LGBTQ+ students are victimized at a rate disproportionate to their population size. While they make up a minority of the student body, they constitute a significant percentage of students who report having experienced victimization. These students' relatively high victimization

rates were strongly indicated in the CLASE study in scientific and practical ways; findings from the CLASE aggregate research, focus group findings, and direct practice with students provide strong evidence about their high disproportionality with regard to victimization. Programmatic and educational gaps for these communities, as well as remedies to strengthen their inclusion and attend to the unique needs of LGBTQ+ victims will be addressed by UT Arlington in current actions and next steps.

### **Quick summary of other factors: alcohol involvement, perpetrators, and location**

- Forty-nine percent of unwanted sexual contact victims and 76% of unwanted sexual contact perpetrators used alcohol or drugs at the time of victimization.
- Most instances of dating/domestic abuse and violence and unwanted sexual contact occurred off-campus. For example, 87% of physical violence incidents occurred off-campus.
- Twenty-six percent of physical violence perpetrators and 36% of unwanted sexual contact perpetrators were identified as students at UT Arlington.
- Fifty-two percent of unwanted sexual contact victims had a close relationship with the perpetrator and 34% were acquaintances.

### **Disclosure**

Twenty-six percent of victims of sexual harassment, stalking, dating/domestic abuse and violence, or unwanted sexual contact disclosed the incident(s) to someone prior to taking the survey. Seventy-four percent of victims did not disclose to someone prior to taking the survey.

### **Students' perceptions of institutional safety and response**

- Sixty-six percent of victims and 77% of non-victims reported believing UT Arlington would support someone who made a report.
- Many victims (76%) and non-victims (83%) reported believing UT Arlington would take a report of sexual harassment, stalking, dating/domestic abuse and violence, or unwanted sexual contact seriously.
- Sixty-one percent of victims and 70% of non-victims reported feeling safe from sexual harassment at UT Arlington.

### **Additional Reports**

---

All UT System aggregate and individual institutional reports can be found at: [www.utsystem.edu/CLASE](http://www.utsystem.edu/CLASE)

### **Current Actions and Next Steps**

---

UT Arlington offers several programs and services with the goals of reducing violence and ensuring students' mental and physical safety. For example, UT Arlington's Counseling and Psychological Services (CAPS) provides confidential counseling services on campus.

Other current UT Arlington programs include:

### **Relationship Violence and Sexual Assault Prevention Program**

The RVSP program provides victim advocacy, education, and support to the campus community and offers assistance to student survivors of sexual assault and relationship violence. The RVSP Program also provides education and outreach efforts to reduce the occurrence of harassment, stalking,

and relationship and sexual violence. Sponsored by the Office of Community Standards. Call (817) 272-9250 or the 24-hour hotline at (817) 272-0260, email [rvsp@uta.edu](mailto:rvsp@uta.edu), or visit <https://www.uta.edu/rvsp/> for information.

## Bringing in the Bystander

This bystander initiative training course is designed to educate students on safety issues and to speak up when they witness problems of sexual harassment, relationship violence, sexual violence, and sexual assault. Sponsored by RVSP and Student Affairs. For information email [rvsp@uta.edu](mailto:rvsp@uta.edu) or call (817) 272-3506.

## Mavs Talk Healthy Relationships Workshops

These workshops are open to the UTA community and discuss characteristics of healthy and unhealthy relationships. Sponsored by Counseling and Psychological Services (CAPS). For information contact (817) 272-3671.

*For a complete list of UT Arlington's current programs, please see part three.*

The Institutional Stakeholder Group developed a comprehensive list of immediate actions and future steps.

## Increase awareness.

- Evaluate the impact of the Peer Advocacy, RVSP, and Mavs StandUp programs. Measure their effectiveness to inform how and where we concentrate our efforts to maximize campus safety, how we collaborate to improve communication and promotional campaigns, and how we identify other information delivery meth-

ods that might improve campus safety for our most vulnerable students. New strategies, as needed, will be introduced to further expand our reach.

## Increase UT Arlington Police Department partnerships.

- Plan to enhance the UTA Police Department's technology, infrastructure, and resources to convey the safety and security of the campus.
- Increase late-night security escort services.
- Creating a series of public safety announcements (PSAs) and reallocate on-duty resources to those areas where students report feeling unsafe.

## Promote a culture of caring.

UTA's "culture of caring" campus motif extends to all UTA students, not just those who reside on or adjacent to campus. We will work more closely with the Arlington Police Department and other regional law enforcement agencies to ensure that the broader area encompassing the campus is as safe as it can be

## Increase campus safety training.

Increase the already robust training and education of all employees (with a particular emphasis on graduate students and teaching assistants who serve in faculty/staff roles), on appropriate workplace behavior, university policy, protocol, reporting, handling disclosures, and supporting survivors.

## Endnotes

<sup>1</sup>The terms employed in this study are used in the context of social science research, and not in their legal context. They are not intended to indicate that the responses of results of the survey constitute or evidence a violation of any federal, state, or local law or policy.

<sup>2</sup>The CLASE survey was fielded at 13 University of Texas System institutions in fall 2015 and spring 2016. Across The University of Texas System, 13 of 14 institutions participated. The University of Texas Health Science Center at Tyler enrolls too few students to participate in survey research in a statistically meaningful way and we would be unable to ensure their anonymity.

<sup>3</sup>Busch-Armendariz, N.B., Sulley, C., & Hill, K. (2016). *The blueprint for campus police: Responding to sexual assault*. Austin, TX: Institute on Domestic Violence & Sexual Assault, The University of Texas at Austin.

<sup>4</sup>U.S. Department of Education. (2015). *Title IX and sex discrimination*. Retrieved from [http://www2.ed.gov/about/offices/list/ocr/dos/tix\\_dis.html](http://www2.ed.gov/about/offices/list/ocr/dos/tix_dis.html)

<sup>5</sup>Busch-Armendariz, N.B., Olaya-Rodriguez, D., Kammer-Kerwick, M., Wachter, K. & Sulley, C. (2015). *Health and well-being: Texas statewide sexual assault prevalence*. Austin, TX: Institute on Domestic Violence & Sexual Assault, The University of Texas at Austin. Retrieved from <https://utexas.app.box.com/s/tklreu3gqoup754b599rr37bbf7jefdk>

<sup>6</sup>The results of this study are not intended to indicate that Clery Act reportable incidents have been miscounted by the institution or that the institution has otherwise violated the Clery Act.

<sup>7</sup>White House Task Force to Protect Students from Sexual Assault. (2014). *Not alone*. Retrieved from [https://www.whitehouse.gov/sites/default/files/docs/report\\_o.pdf](https://www.whitehouse.gov/sites/default/files/docs/report_o.pdf)

<sup>8</sup>United States Equal Employment Opportunity Commission. (n.d.). Sexual Harassment. Retrieved from [https://www.eeoc.gov/laws/types/sexual\\_harassment.cfm](https://www.eeoc.gov/laws/types/sexual_harassment.cfm).

<sup>9</sup>American Association of University Women Educational Foundation. (2001). *Hostile hallways: Bullying, teasing, and sexual harassment in school*. Retrieved from <http://history.aauw.org/files/2013/01/hostilehallways.pdf>

<sup>10</sup>U. S. Department of Education, Office for Civil Rights. (2001). *Revised sexual harassment guidance: Harassment of students by school employers, other students, and third parties*. Retrieved from <https://www2.ed.gov/about/offices/list/ocr/docs/shguide.html>

<sup>11</sup>Freyd, J., Gomez, J., Rosenthal, M., Smidt, A., & Smith, C. (2015, August 24). *Initial findings from the UO 2015 sexual violence survey*. Retrieved from [http://media.oregonlive.com/education\\_impact/other/Final%20Freyd%20IVAT%202015%20UO%20Survey%20Initial%20Findings%2024%20August%202015%5B2%5D.pdf](http://media.oregonlive.com/education_impact/other/Final%20Freyd%20IVAT%202015%20UO%20Survey%20Initial%20Findings%2024%20August%202015%5B2%5D.pdf)

<sup>12</sup>PennState Student Affairs. (2015). *2015 Penn State sexual misconduct climate survey—University Park*. Retrieved from <https://studentaffairs.psu.edu/assessment/SMCS/>

<sup>13</sup>Freyd, J., Gomez, J., Rosenthal, M., Smidt, A., & Smith, C. (2015, August 24). *Initial findings from the UO 2015 sexual violence survey*. Retrieved from [http://media.oregonlive.com/education\\_impact/other/Final%20Freyd%20IVAT%202015%20UO%20Survey%20Initial%20Findings%2024%20August%202015%5B2%5D.pdf](http://media.oregonlive.com/education_impact/other/Final%20Freyd%20IVAT%202015%20UO%20Survey%20Initial%20Findings%2024%20August%202015%5B2%5D.pdf)

<sup>14</sup>PennState Student Affairs. (2015). *2015 Penn State sexual misconduct climate survey—University Park*. Retrieved from <https://studentaffairs.psu.edu/assessment/SMCS/>

edu/assessment/SMCS/

<sup>15</sup>Dziech, B.W. (2003). Sexual harassment of college campuses. In M. Paludi & C. Paludi (Eds.), *Academic and workplace sexual harassment: A handbook of cultural, social science, management, and legal perspectives* (pp. 147-172). Westport, CT: Praeger.

<sup>16</sup>Rosenthal, M.N., Smidt, A.M., & Freyd, J.J. (2016). Still second class: Sexual harassment of graduate students. *Psychology of Women Quarterly*, 1-14.

<sup>17</sup>Black, M.C., Basile, K.C., Breiding, M.J., Smith, S.G., Walters, M.L., Merrick, M.T., Chen, J., & Stevens, M.R. (2011). *The national intimate partner and sexual violence survey (NISVS): 2010 summary report*. Atlanta, GA: National Center for Injury Prevention and Control, Centers for Disease Control and Prevention, p. 29.

<sup>18</sup>Cantor, D., Fisher, B., Chibnall, S., Townsend, R., Lee, H., Bruce, C., & Thomas, G. (2015). *Report on the AAU campus climate survey on sexual assault and sexual misconduct*. Retrieved from [https://www.aau.edu/uploadedFiles/AAU\\_Publications/AAU\\_Reports/Sexual\\_Assault\\_Campus\\_Survey/AAU\\_Campus\\_Climate\\_Survey\\_12\\_14\\_15.pdf](https://www.aau.edu/uploadedFiles/AAU_Publications/AAU_Reports/Sexual_Assault_Campus_Survey/AAU_Campus_Climate_Survey_12_14_15.pdf)

<sup>19</sup>Freyd, J., Gomez, J., Rosenthal, M., Smidt, A., & Smith, C. (2015, August 24). *Initial findings from the UO 2015 sexual violence survey*. Retrieved from [http://media.oregonlive.com/education\\_impact/other/Final%20Freyd%20IVAT%202015%20UO%20Survey%20Initial%20Findings%2024%20August%202015%5B2%5D.pdf](http://media.oregonlive.com/education_impact/other/Final%20Freyd%20IVAT%202015%20UO%20Survey%20Initial%20Findings%2024%20August%202015%5B2%5D.pdf)

<sup>20</sup>PennState Student Affairs. (2015). *2015 Penn State sexual misconduct climate survey—University Park*. Retrieved from <https://studentaffairs.psu.edu/assessment/SMCS/>

<sup>21</sup>Office of Assessment and Decision Support. (2016, June 16). *Report on the Georgetown University sexual assault and misconduct survey*. Retrieved from <https://georgetown.app.box.com/s/www8v-637v8or2avtzpooap2265u4jiye>

<sup>22</sup>The United States Department of Justice. (2016). *Domestic violence*. Retrieved from <https://www.justice.gov/ovw/domestic-violence>

<sup>23</sup>American Council on Education. (April, 2014). *New requirements imposed by the violence against women reauthorization act*. Retrieved from <http://www.acenet.edu/news-room/Documents/VAWA-Summary.pdf>

<sup>24</sup>Cantor, D., Fisher, B., Chibnall, S., Townsend, R., Lee, H., Bruce, C., & Thomas, G. (2015). *Report on the AAU campus climate survey on sexual assault and sexual misconduct*. Retrieved from [https://www.aau.edu/uploadedFiles/AAU\\_Publications/AAU\\_Reports/Sexual\\_Assault\\_Campus\\_Survey/AAU\\_Campus\\_Climate\\_Survey\\_12\\_14\\_15.pdf](https://www.aau.edu/uploadedFiles/AAU_Publications/AAU_Reports/Sexual_Assault_Campus_Survey/AAU_Campus_Climate_Survey_12_14_15.pdf)

<sup>25</sup>Freyd, J., Gomez, J., Rosenthal, M., Smidt, A., & Smith, C. (2015, August 24). *Initial findings from the UO 2015 sexual violence survey*. Retrieved from [http://media.oregonlive.com/education\\_impact/other/Final%20Freyd%20IVAT%202015%20UO%20Survey%20Initial%20Findings%2024%20August%202015%5B2%5D.pdf](http://media.oregonlive.com/education_impact/other/Final%20Freyd%20IVAT%202015%20UO%20Survey%20Initial%20Findings%2024%20August%202015%5B2%5D.pdf)

<sup>26</sup>PennState Student Affairs. (2015). *2015 Penn State sexual misconduct climate survey—University Park*. Retrieved from <https://studentaffairs.psu.edu/assessment/SMCS/>

<sup>27</sup>Krebs, C., Lindquist, C., Berzofsky, M., Shook-Sa, B., Peterson, K., Planty, M., Langton, L., & Stroop, J. (2016, January). *Campus climate survey validation study final technical report*. Retrieved from <https://www.bjs.gov/content/pub/pdf/ccsvsfr.pdf>

<sup>28</sup>Office of Assessment and Decision Support. (2016, June 16). *Report on the Georgetown University sexual assault and misconduct survey*. Retrieved from <https://georgetown.app.box.com/s/www8v-637v8or2avtzpooap2265u4jiye>

# Executive Summary

<sup>29</sup> Allen, C. T., Swan, S. C., & Raghavan, C. (2008). Gender symmetry, sexism, and intimate partner violence. *Journal of Interpersonal Violence*, 24(11), 1816-1834. doi:10.1177/0886260508325496.

<sup>30</sup> Swan S. C., Gambone L. T., Caldwell J. E., Sullivan T. P., Snow D. L. (2008). A review of research on women's use of violence with male intimate partners. *Violence and Victims*, 23, 301-314.

<sup>31</sup> Centers for Disease Control and Prevention. (2016, December 22). *Sexual violence: Definitions*. Retrieved from <https://www.cdc.gov/violenceprevention/sexualviolence/index.html>

<sup>32</sup> U.S. Department of Education, Office for Civil Rights. (2014). *Questions and answers on Title IX and sexual violence*. Retrieved from <https://www2.ed.gov/about/offices/list/ocr/docs/qa-201404-title-ix.pdf>

<sup>33</sup> University of Michigan. (2015). *Results of 2015 University of Michigan campus climate survey on sexual misconduct*. Retrieved from <https://publicaffairs.pcomm.umich.edu/wpcontent/uploads/sites/19/2015/04/Complete-survey-results.pdf>

<sup>34</sup> Cantor, D., Fisher, B., Chibnall, S., Townsend, R., Lee, H., Bruce, C., & Thomas, G. (2015, September 21). *Report on the AAU campus climate survey on sexual assault and sexual misconduct*. Retrieved from [http://www.aau.edu/uploadedFiles/AAU\\_Publications/AAU\\_Reports/Sexual\\_Assault\\_Campus\\_Survey/AAU\\_Campus\\_Climate\\_Survey\\_12\\_14\\_15.pdf](http://www.aau.edu/uploadedFiles/AAU_Publications/AAU_Reports/Sexual_Assault_Campus_Survey/AAU_Campus_Climate_Survey_12_14_15.pdf)

<sup>35</sup> Freyd, J., Gomez, J., Rosenthal, M., Smidt, A., & Smith, C. (2015, August 24). *Initial findings from the UO 2015 sexual violence survey*. Retrieved from [http://media.oregonlive.com/education\\_impact/other/Final%20Freyd%20IVAT%202015%20UO%20Survey%20Initiative%20Findings%202015%20August%202015%5B2%5D.pdf](http://media.oregonlive.com/education_impact/other/Final%20Freyd%20IVAT%202015%20UO%20Survey%20Initiative%20Findings%202015%20August%202015%5B2%5D.pdf)

<sup>36</sup> PennState Student Affairs. (2015). *2015 Penn State sexual misconduct climate survey—University Park*. Retrieved from <https://studentaffairs.psu.edu/assessment/SMCS/>

<sup>37</sup> Krebs, C., Lindquist, C., Berzofsky, M., Shook-Sa, B. E., Peterson, K., Planty, M.,...Stroop, J. (2016, January). *Campus climate survey validation study final technical report* (NCJ 249545). Retrieve <http://www.bjs.gov/content/pub/pdf/ccsvsfr.pdf>

<sup>38</sup> Office of Assessment and Decision Support. (2016, June 16). *Report on the Georgetown University sexual assault and misconduct survey*. Retrieved from <https://georgetown.app.box.com/s/wwe8v-637v8or2avtzpooap2265u4jjiye>

<sup>39</sup> Throughout the report student-perpetrated sexual harassment is not divided by subscales; the data were analyzed as one measure.

<sup>40</sup> Stalking did not contain subscales.

<sup>41</sup> Administrator Researcher Campus Climate Collaborative. (2015). *Campus climate survey*. Retrieved from [http://campusclimate.gsu.edu/\[upon request\]](http://campusclimate.gsu.edu/[upon request]).

<sup>42</sup> D. Follingstad & J. Chahal, University of Kentucky, personal communication, May 19, 2015.

Page was intentionally left blank

## Research Team

**Institute on Domestic Violence & Sexual Assault (IDVSA), School of Social Work, The University of Texas at Austin**

**Noël Busch-Armendariz, PhD, LMSW, MPA**  
*Principal Investigator, Associate Vice President for Research, University Presidential Professor & Director of IDVSA*

**Leila Wood, PhD, LMSW**  
*Co-Investigator & IDVSA Director of Research*

**Caitlin Sulley, LMSW**  
*Project Director & Director of Sexual Assault Research Portfolio*

**Matt Kammer-Kerwick, PhD**  
*Co-Investigator & Research Scientist, Bureau of Business Research*

**Bruce Kellison, PhD**  
*Co-Investigator & Director, Bureau of Business Research*

**T'Shana McClain, MSW**  
*Research Project Manager*

**Sharon Hoefer, MSSW**  
*Research Project Manager*

**Alexander Wang, MS**  
*Research Associate*

**Lynn Westbrook, PhD, MA**  
*Co-Investigator & Associate Professor, School of Information*

**Deidi Olaya-Rodriguez, MSSW**  
*Research Project Director*

**Kathleen Hill, LMSW**  
*Director of Research Writing*

**Karin Wachter, MEd**  
*Research Project Director*

This research study was funded by The University of Texas System Board of Regents. The opinions, findings, and conclusions expressed in this publication are those of the authors and do not necessarily reflect those of The University of Texas System.

For questions on this report, please email [idvsa@austin.utexas.edu](mailto:idvsa@austin.utexas.edu)

More information about IDVSA can be found here: <https://sites.utexas.edu/idvsa>

Permission to reproduce any portion of this report is granted on the condition that the authors are fully credited. When using this data please use the following citation:

Busch-Armendariz, N. B., Wood, L., Sulley, C., Kammer-Kerwick, M., Kellison, B., McClain, T., Hoefer, S., Wang, A., Westbrook, L., Olaya-Rodriguez, D., Hill, K., & Wachter, K. (2017). *Cultivating learning and safe environments: An empirical study of prevalence and perceptions of sexual harassment, stalking, dating/domestic abuse and violence, and unwanted sexual contact – The University of Texas at Arlington*. Austin, TX: Institute on Domestic Violence & Sexual Assault, The University of Texas at Austin.

# Color Index

The color scheme in this report was intentional, representing the unifying colors of advocacy, survival, and dedication to ending violence. Selected colors corresponded with awareness campaigns.

**Orange-red:** Was selected for faculty/staff perpetrated harassment since there is not a representing ribbon campaign.

**Blue:** National Bullying Prevention Month: [www.stompoutbullying.org](http://www.stompoutbullying.org)

**Silver:** National Stalking Awareness Month: [www.stalkingawarenessmonth.org](http://www.stalkingawarenessmonth.org)

**Purple:** National Domestic Violence Awareness Month: [www.nnedv.org](http://www.nnedv.org)

**Teal:** National Sexual Assault Awareness Month: [www.nsvrc.org](http://www.nsvrc.org)



Faculty/Staff-  
Perpetrated Sexual  
Harassment



Student  
Perpetrated  
Harassment



Stalking



Dating/Domestic  
Abuse and Violence  
(D/DV)



Unwanted  
Sexual Contact  
(USC)

Prevalence of Victimization



Male



Female



Unknown/Additional  
Gender Identity

Gender Information



Victims



Non-Victims



Perpetrators

Victim Information

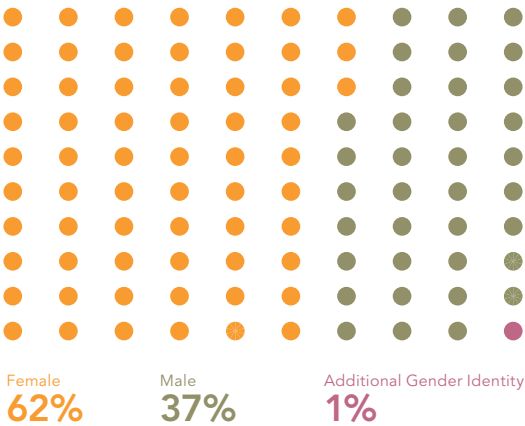
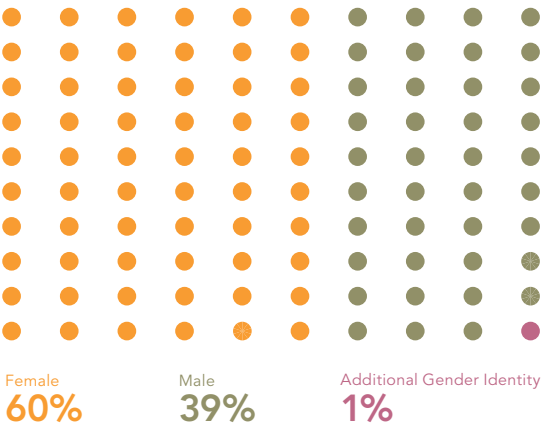
Page was intentionally left blank

## 2. Findings

All Students

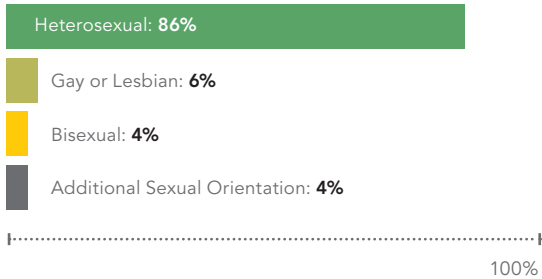
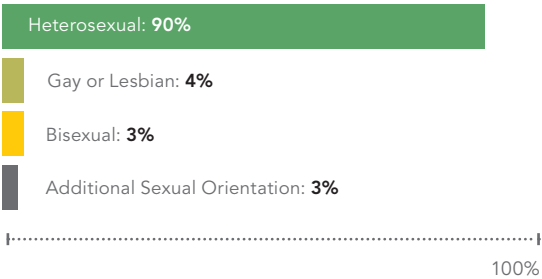
Victims

Gender  
Identity<sup>1</sup>

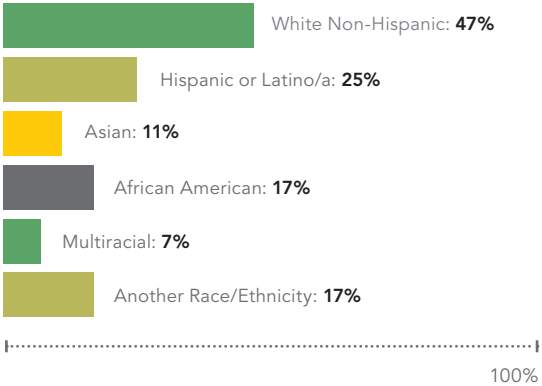
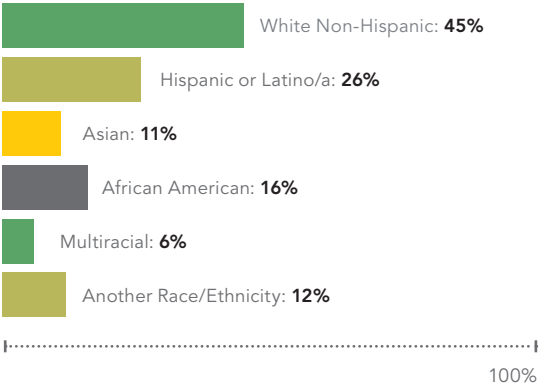


28

Sexual  
Orientation<sup>2,3</sup>



Race/  
Ethnicity<sup>4,5</sup>



Findings are relevant to all students at UT Arlington.



## ► Understanding the Infographic Data

- More than half of the students (60%) at the University of Texas at Arlington (UT Arlington) identified as female, 39% identified as male, and 1% identified as an additional gender identity.
- Sexual harassment, stalking, dating/domestic abuse and violence, and unwanted sexual contact was experienced by students of all genders. Sixty-two percent of victims were female.
- The majority of students identified their sexual orientation as heterosexual (90%). Four percent of students identified as gay or lesbian, three percent identified as bisexual, and three percent identified as an additional sexual orientation.
- Fourteen percent of victims identified as gay, lesbian, bisexual, or an additional sexual orientation.
- UT Arlington's student population included White Non-Hispanic students (45%), Asian students (11%), Multiracial students (6%), Hispanic or Latino/a students (26%), African-American students (16%), and Another Race/Identity (12%).
- White Non-Hispanic students represented 47% of victims. Hispanic or Latino/a students represented 25% of victims. African-American students represented 17% of victims.

### Footnotes

1. The survey originally included nine gender identity categories (Female, Male, Transgender Female, Transgender Male, Genderqueer, Gender Non-Conforming, Intersex, Two Spirit, and I prefer to be called, please specify). Because of small sample sizes and to protect participants' anonymity, categories were reported as three gender identities (Female, Male, and Additional Gender Identity).
2. The survey originally included seven sexual orientation categories (Gay, Lesbian, Bisexual, Asexual, Heterosexual, Queer, and A Sexual Orientation Not Listed). Because of small sample sizes and to protect participants' anonymity, categories were reported as four sexual orientations (Gay or Lesbian, Bisexual, Heterosexual, and Additional Sexual Orientation).
3. Percentage may not equal 100% because of rounding.
4. The survey originally included 11 race/ethnicity categories (White Non-Hispanic, Hispanic or Latino/a, African American, Asian, American Indian/Alaskan Native, Native Hawaiian, Guamanian or Chamorro, Samoan, Other Pacific Islander, Biracial, and Multiracial). Because of small sample sizes and to protect participants' anonymity, analyses included six categories (White Non-Hispanic, Hispanic or Latino/a, African American, Asian, Multiracial, and Additional Race/Ethnicity).
5. Percentages may sum to more than 100% because participants could choose from more than one category.

*Findings are relevant to the population of students at UT Arlington. The methodology ensures that the estimates provide for statistical confidence and adequate anonymity of study participants. The research methodology report provides details about research design and sampling methodology including the sample size and the related margin of error.*

29

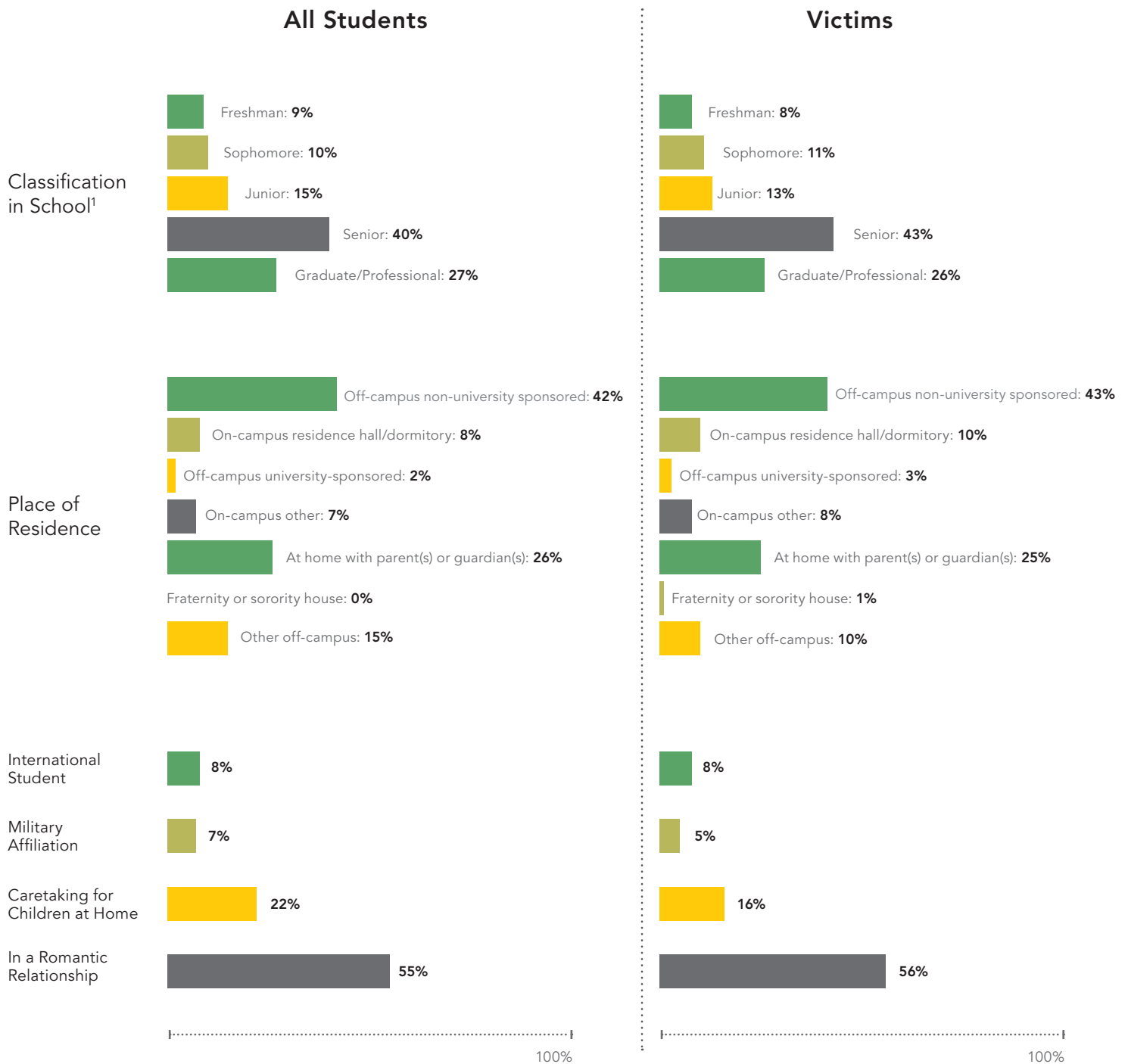
.....

This research was conducted by the CLASE research team at the Institute on Domestic Violence & Sexual Assault and the Bureau for Business Research. Dr. Noël Busch-Armendariz is the IDVSA director and CLASE Principal Investigator.

This research study was funded by The University of Texas System Board of Regents. The opinions, findings, and conclusions expressed in this publication are those of the authors and do not necessarily reflect those of The University of Texas System. For questions on this report, please email [idvsa@austin.utexas.edu](mailto:idvsa@austin.utexas.edu)

# More Demographics

2. FINDINGS  
UT Arlington



**38,100**  
Number of Students Invited to Participate

**4,253**  
Number of Students that Participated

**11.2%**  
Response Rate

Unweighted data

Findings are relevant to all students at UT Arlington.

© 2017 The University of Texas at Austin School of Social Work  
Institute on Domestic Violence & Sexual Assault

More information about this issue  
available on the next page.



---

## ► Understanding the Infographic Data

- Undergraduate students accounted for 74% of students overall. Forty-percent of students were seniors.
- Most students lived off-campus in non-university sponsored housing (42%) or at home with parent(s) or guardian(s) (26%).
- Seven percent of all students and 5% of victims reported military affiliation.
- More than half of both victims and students overall were involved in an ongoing romantic relationship at the start of the survey.

### Footnotes

1. Percentage may not equal 100% because of rounding.

*Findings are relevant to the population of students at UT Arlington. The methodology ensures that the estimates provide for statistical confidence and adequate anonymity of study participants. The research methodology report provides details about research design and sampling methodology including the sample size and the related margin of error.*

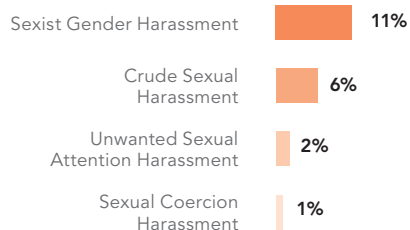
---

This research was conducted by the CLASE research team at the Institute on Domestic Violence & Sexual Assault and the Bureau for Business Research. Dr. Noël Busch-Armendariz is the IDVSA director and CLASE Principal Investigator.

This research study was funded by The University of Texas System Board of Regents. The opinions, findings, and conclusions expressed in this publication are those of the authors and do not necessarily reflect those of The University of Texas System. For questions on this report, please email [idvsa@austin.utexas.edu](mailto:idvsa@austin.utexas.edu)

# Prevalence of Sexual Harassment, Stalking, Dating/Domestic Abuse and Violence, and Unwanted Sexual Contact<sup>1</sup>

## Faculty/Staff-Perpetrated Sexual Harassment



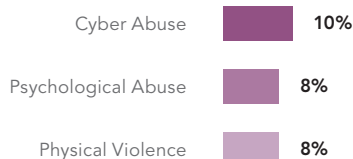
## Student-Perpetrated Sexual Harassment



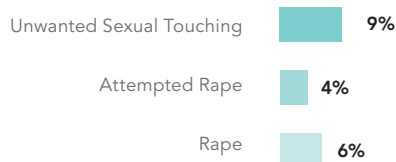
## Stalking



## Dating/Domestic Abuse and Violence



## Unwanted Sexual Contact



100%

<sup>1</sup> The margin of error is  $\leq \pm 1\%$  at 95% confidence. See Appendix F in the Research Methods Report for more information.

Findings are relevant to all students at UT Arlington.



## ► Understanding the Infographic Data

- Eleven percent of students reported faculty/staff-perpetrated sexist gender harassment victimization.
- Eleven percent of students reported stalking victimization.
- Nine percent of students at UT Arlington reported experiencing unwanted sexual touching.

## Reporting on Vulnerable Groups

These data were not presented in the infographic; students' relatively high victimization rates were strongly indicated in other scientific and practical ways and therefore merit reporting as highlights.

- Sixteen percent of bisexual students reported stalking victimization.

### Footnotes

1. The survey used self-report data and asked only about experiences of victimization since participant enrolled at the university.

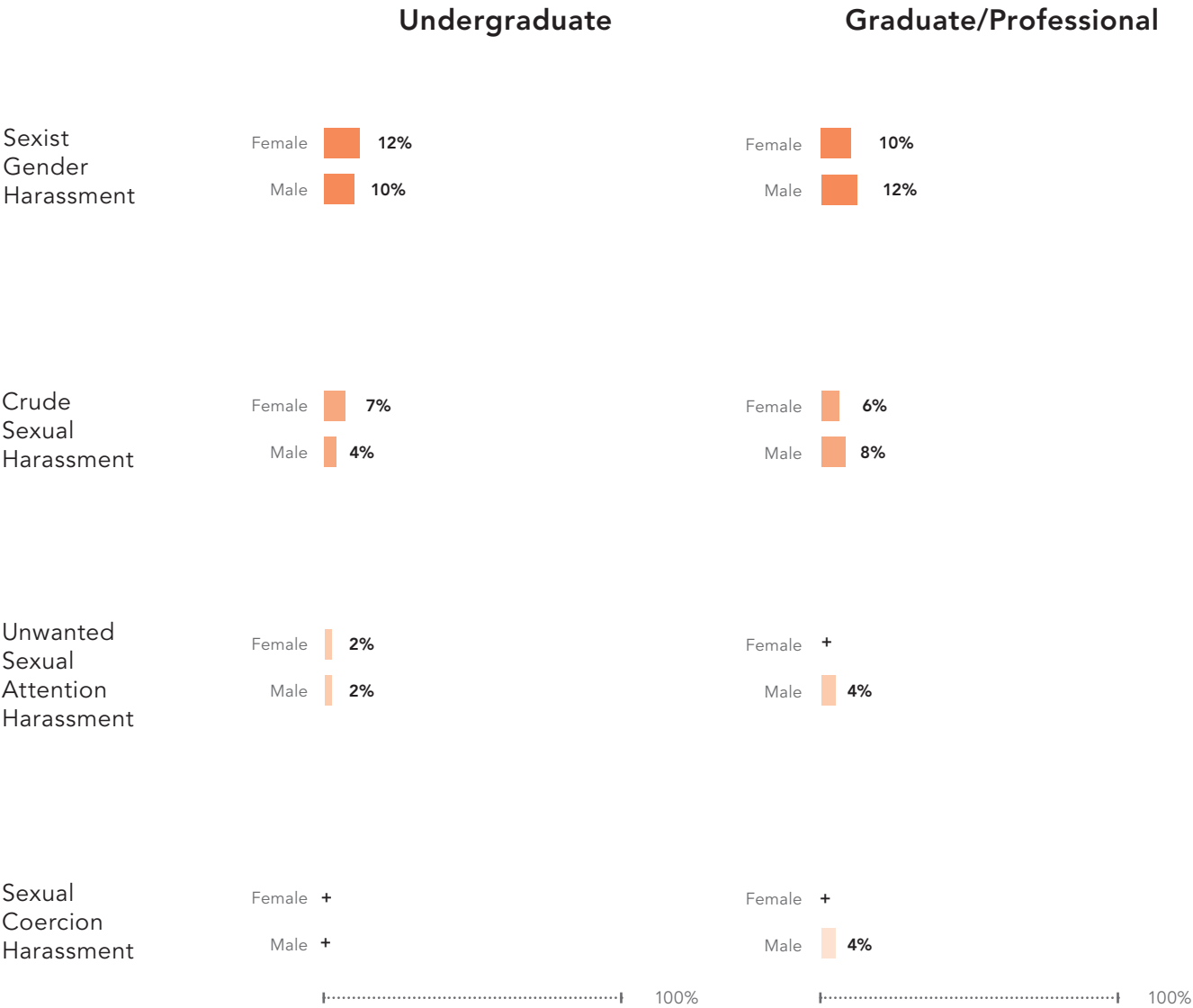
*Findings are relevant to the population of students at UT Arlington. The methodology ensures that the estimates provide for statistical confidence and adequate anonymity of study participants. The research methodology report provides details about research design and sampling methodology including the sample size and the related margin of error.*

.....

This research was conducted by the CLASE research team at the Institute on Domestic Violence & Sexual Assault and the Bureau for Business Research. Dr. Noël Busch-Armendariz is the IDVSA director and CLASE Principal Investigator.

This research study was funded by The University of Texas System Board of Regents. The opinions, findings, and conclusions expressed in this publication are those of the authors and do not necessarily reflect those of The University of Texas System. For questions on this report, please email [idvsa@austin.utexas.edu](mailto:idvsa@austin.utexas.edu)

# Prevalence of Victimization: Faculty/Staff-Perpetrated Sexual Harassment by Classification in School and Gender Identity<sup>1,2</sup>



<sup>1</sup> Undergraduate: The margin of error is  $\leq \pm 2\%$  at 95% confidence.  
<sup>2</sup> Graduate/Professional: The margin of error is  $\leq \pm 4\%$  at 95% confidence. See Appendix F in the Research Methods Report for more information.  
Findings are relevant to all students at UT Arlington.

+Extremely low victimization rate



## ► Understanding the Infographic Data

- Eight percent of male graduate students and seven percent of female undergraduate students reported crude sexual harassment by faculty/staff.
- Four percent of male graduate students reported sexual coercion by faculty/staff.

## Additional Information

These are additional data not presented in the infographic.

- Two percent of students reported unwanted sexual attention by faculty/staff.
- Eleven percent of students reported sexist gender harassment by faculty/staff.

## Reporting on Vulnerable Groups

These data were not presented in the infographic; students' relatively high victimization rates were strongly indicated in other scientific and practical ways and therefore merit reporting as highlights.

- Twenty percent of students identifying as an additional sexual orientation reported sexist gender harassment by faculty/staff.

### Footnotes

1. The survey used self-report data and asked only about experiences of victimization since participant enrolled at the university.

2. The survey originally included nine gender identity categories and when possible, rates were calculated on all gender identities. Because of small sample sizes and to protect participants' anonymity, only Male and Female are displayed here. Information about prevalence among additional gender identity categories can be found in the Academic Aggregate report.

*Findings are relevant to the population of students at UT Arlington. The methodology ensures that the estimates provide for statistical confidence and adequate anonymity of study participants. The research methodology report provides details about research design and sampling methodology including the sample size and the related margin of error.*

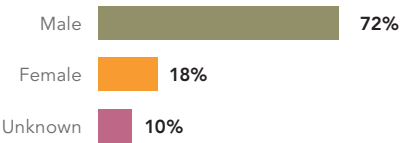
.....

This research was conducted by the CLASE research team at the Institute on Domestic Violence & Sexual Assault and the Bureau for Business Research. Dr. Noël Busch-Armendariz is the IDVSA director and CLASE Principal Investigator.

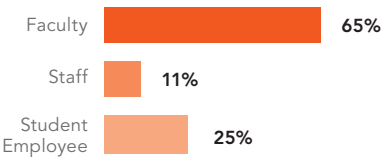
This research study was funded by The University of Texas System Board of Regents. The opinions, findings, and conclusions expressed in this publication are those of the authors and do not necessarily reflect those of The University of Texas System. For questions on this report, please email [idvsa@austin.utexas.edu](mailto:idvsa@austin.utexas.edu)

# More About Faculty/Staff Sexual Harassment Perpetration<sup>1</sup>


Gender  
Identity of  
Perpetrator<sup>2</sup>



Academic  
Status of  
Perpetrator<sup>3,4</sup>



Did it happen  
on campus?<sup>4</sup>



## ► Understanding the Infographic Data

- The majority of faculty/staff sexual harassment perpetrators (72%) were male.
- Sixty-five percent of faculty/staff sexual harassment perpetrators were faculty, 11% were staff, and 25% were student employees.
- Victims reported that 85% of faculty/staff-perpetrated sexual harassment incidents occurred on-campus.

### Footnotes

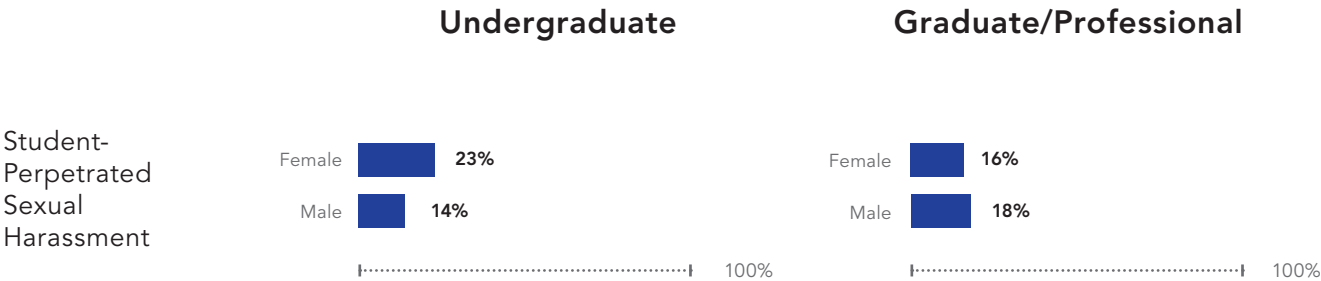
1. These analyses are based on questions posed to victims to “recount one victimization since they had enrolled that had the greatest impact on them.” This does not describe all the victimizations reported by students in this survey.
2. The survey originally included nine gender identity categories for perpetration (Female, Male, Transgender Female, Transgender Male, Gender-queer, Gender Non-Conforming, Intersex, Two Spirit, and Unknown) and when possible, rates were calculated on all gender identities. Because of small sample sizes and to protect participants’ anonymity, categories were reported as three gender identities (Female, Male, and Unknown). The third category is labeled as “Unknown” because the gender identity of the perpetrator was more often identified as unknown to the victim rather than an additional gender identity, even though additional gender identity is still included in the “Unknown” category.
3. The survey originally provided eight options to define status of perpetrator (Faculty, Staff, Graduate Student Instructor, Teaching Assistant, Graduate Assistant, Research Assistant, Resident Postdoctoral Fellow, and Other, please specify). Six responses had base sizes that were too small to permit separate analysis and were collapsed into “Student Employee” (Graduate Student Instructor, Teaching Assistant, Graduate Assistant, Research Assistant, and Resident Postdoctoral Fellow).
4. Percentages may not equal 100% because of rounding.

.....

This research was conducted by the CLASE research team at the Institute on Domestic Violence & Sexual Assault and the Bureau for Business Research. Dr. Noël Busch-Armendariz is the IDVSA director and CLASE Principal Investigator.

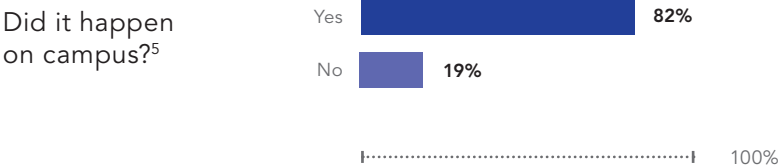
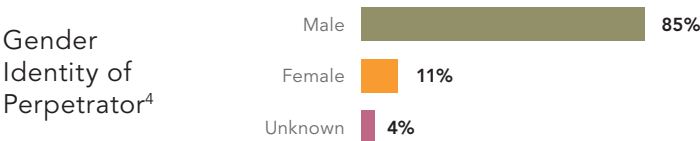
This research study was funded by The University of Texas System Board of Regents. The opinions, findings, and conclusions expressed in this publication are those of the authors and do not necessarily reflect those of The University of Texas System. For questions on this report, please email [idvsa@austin.utexas.edu](mailto:idvsa@austin.utexas.edu)

# Prevalence of Victimization: Student-Perpetrated Sexual Harassment by Classification in School and Gender Identity *and* Perpetration Information<sup>1,2</sup>



Findings above are relevant to all students at UT Arlington.

## Student-Perpetrated Sexual Harassment: Perpetration Information<sup>3</sup>



<sup>1</sup> Undergraduate: The margin of error is  $\leq \pm 2\%$  at 95% confidence.  
<sup>2</sup> Graduate/Professional: The margin of error is  $\leq \pm 4\%$  at 95% confidence.  
See Appendix F in the Research Methods Report for more information.

## ► Understanding the Infographic Data

- Twenty-three percent of female undergraduate students reported experiencing student-perpetrated harassment.
- Males accounted for 85% of student perpetrators of sexual harassment.
- Undergraduate students accounted for 84% of student perpetrators of sexual harassment.
- The majority (82%) of student-perpetrated sexual harassment incidents occurred on campus.

## Reporting on Vulnerable Groups

These data were not presented in the infographic; students' relatively high victimization rates were strongly indicated in other scientific and practical ways and therefore merit reporting as highlights.

- Students identifying as gay and lesbian (36%), bisexual (37%), or an additional sexual orientation (35%) reported higher rates of student-perpetrated sexual harassment than heterosexual students (17%).

### Footnotes

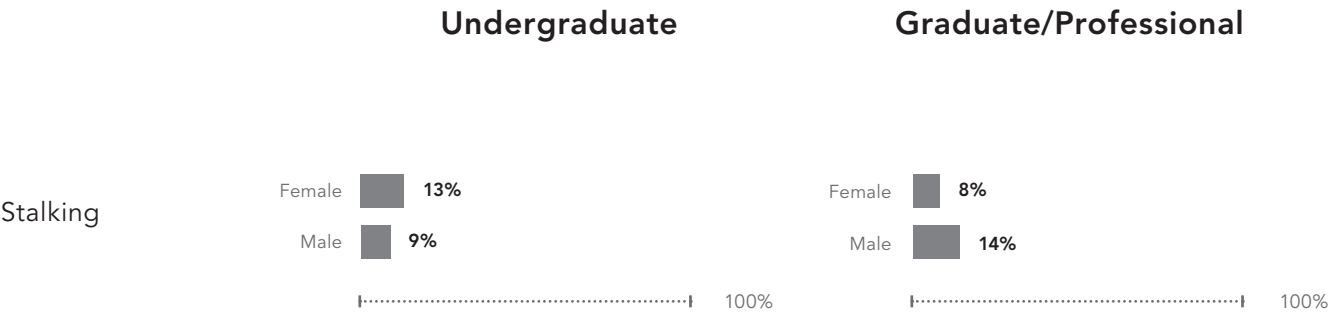
1. The survey used self-report data and asked only about experiences of victimization since participant enrolled at the university.
2. The survey originally included nine gender identity categories (Female, Male, Transgender Female, Transgender Male, Genderqueer, Gender Non-Conforming, Intersex, Two Spirit, and I prefer to be called, please specify) and when possible, rates were calculated on all gender identities. Because of small sample sizes and to protect participants' anonymity, only Male and Female are displayed here. Information about prevalence among those with an additional gender identity can be found in the Academic Aggregate Report.
3. These analyses are based on questions posed to victims to "recount one victimization since they had enrolled that had the greatest impact on them." This does not describe all the victimizations reported by students in this survey.
4. The survey originally included nine gender identity categories for perpetration (Female, Male, Transgender Female, Transgender Male, Genderqueer, Gender Non-Conforming, Intersex, Two Spirit, and Unknown) and when possible, rates were calculated on all gender identities. Because of small sample sizes and to protect participants' anonymity, categories were reported as three gender identities (Female, Male, and Unknown). The third category is labeled as "Unknown" because the gender identity of the perpetrator was more often identified as unknown to the victim rather than an additional gender identity, even though additional gender identity is still included in the "Unknown" category.
5. Percentages may not equal 100% because of rounding.

.....

This research was conducted by the CLASE research team at the Institute on Domestic Violence & Sexual Assault and the Bureau for Business Research. Dr. Noël Busch-Armendariz is the IDVSA director and CLASE Principal Investigator.

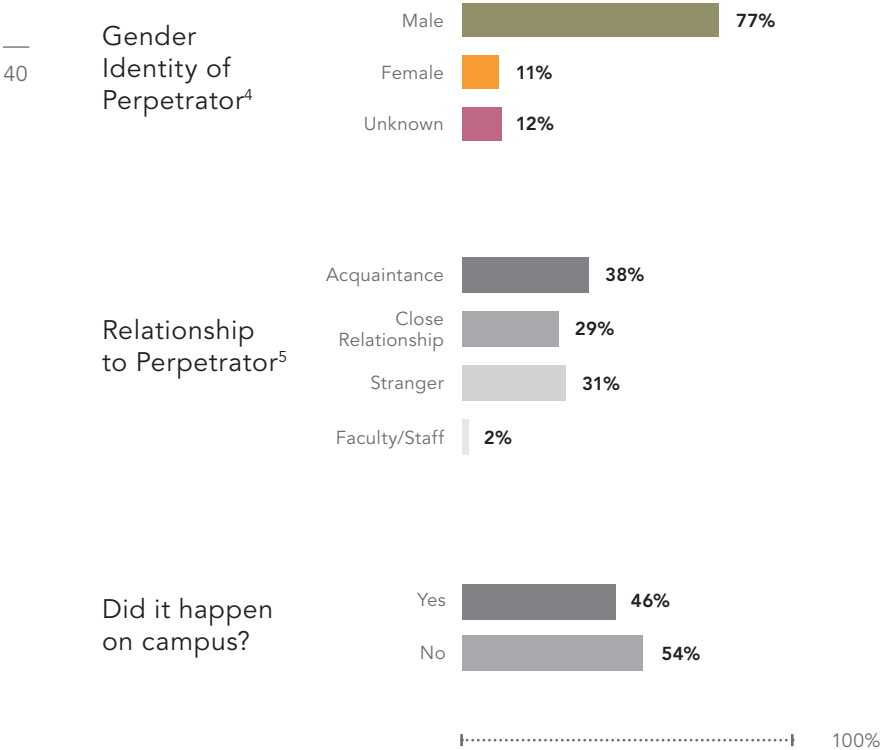
This research study was funded by The University of Texas System Board of Regents. The opinions, findings, and conclusions expressed in this publication are those of the authors and do not necessarily reflect those of The University of Texas System. For questions on this report, please email [idvsa@austin.utexas.edu](mailto:idvsa@austin.utexas.edu)

# Prevalence of Victimization: Stalking by Classification in School and Gender Identity and Perpetration Information<sup>1,2</sup>



Findings above are relevant to all students at UT Arlington.

## Stalking: Perpetration Information<sup>3</sup>



<sup>1</sup> Undergraduate: The margin of error is  $\leq \pm 2\%$  at 95% confidence.  
<sup>2</sup> Graduate/Professional: The margin of error is  $\leq \pm 4\%$  at 95% confidence.  
See Appendix F in the Research Methods Report for more information.

## ► Understanding the Infographic Data

- Thirteen percent of female undergraduate students reported having experienced stalking.
- Fourteen percent of male graduate students reported having experienced stalking.
- Seventy-seven percent of stalking perpetrators were male.
- Many victims of stalking had a close relationship (29%) or acquaintanceship (38%) with the stalking perpetrator.
- Less than half of stalking incidents occurred on campus (46%).

### Footnotes

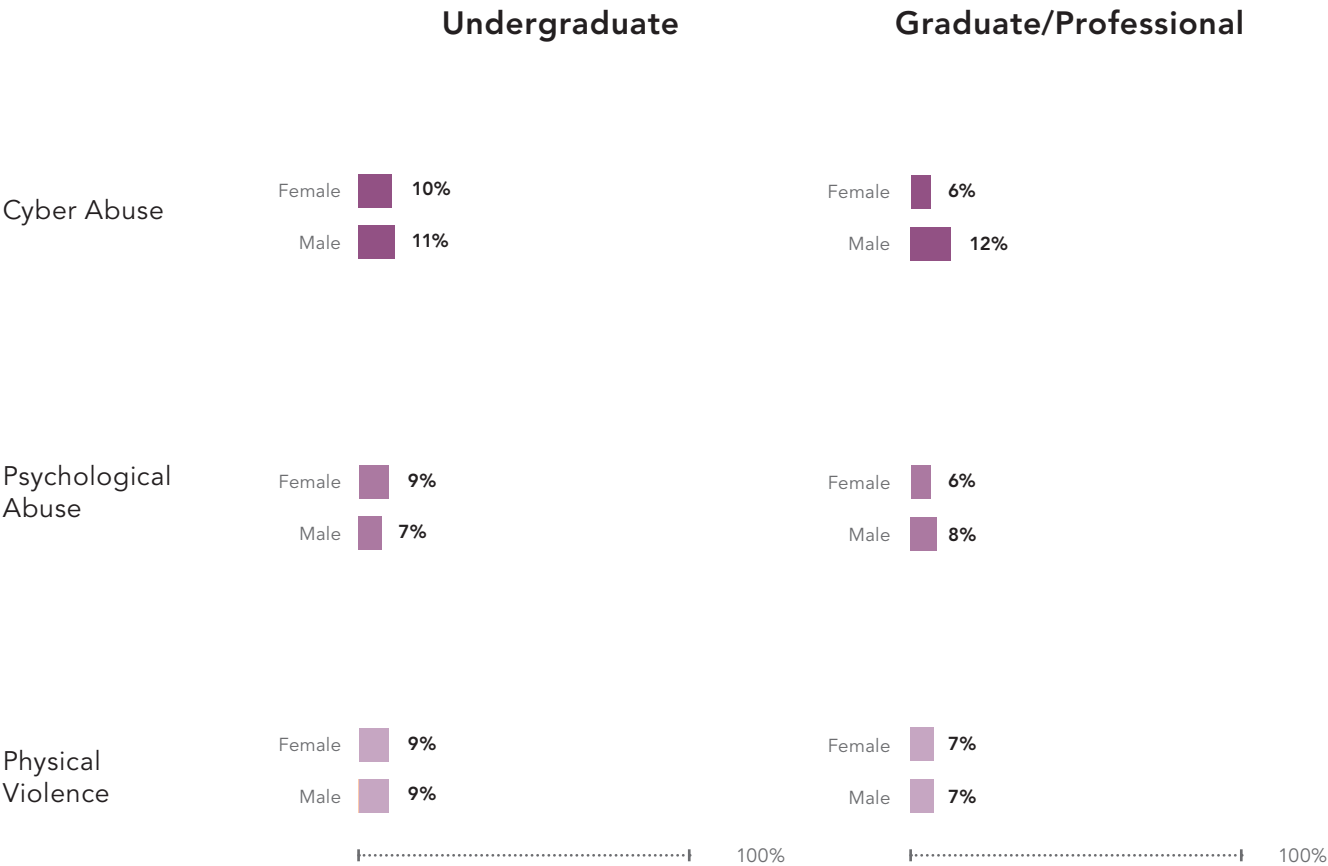
1. The survey used self-report data and asked only about experiences of victimization since participant enrolled at the university.
2. The survey originally included nine gender identity categories and when possible, rates were calculated on all gender identities. Because of small sample sizes and to protect participants' anonymity, only Male and Female are displayed here. Information about prevalence among those with an additional gender identity can be found in the Academic Aggregate report.
3. These analyses are based on questions posed to victims to "recount one victimization since they had enrolled that had the greatest impact on them." This does not describe all the victimizations reported by students in this survey.
4. The survey originally included nine gender identity categories for perpetration (Female, Male, Transgender Female, Transgender Male, Gender-queer, Gender Non-Conforming, Intersex, Two Spirit, and Unknown) and when possible, rates were calculated on all gender identities. Because of small sample sizes and to protect participants' anonymity, categories were reported as three gender identities (Female, Male, and Unknown). The third category is labeled as "Unknown" because the gender identity of the perpetrator was more often identified as unknown to the victim rather than an additional gender identity, even though additional gender identity is still included in the "Unknown" category.
5. Relationship was originally defined in eight mutually exclusive categories (Stranger, Someone I met in the previous 24 hours, Acquaintance, Friend, Romantic Partner, Former Romantic Partner, Relative/Family, and Faculty/Staff). Categories were collapsed into four categories for the analysis (Stranger, Acquaintance, Close Relationship, and Faculty/Staff). Acquaintance includes a person I met in the last 24 hours and a person I know, not considered a friend.

.....

This research was conducted by the CLASE research team at the Institute on Domestic Violence & Sexual Assault and the Bureau for Business Research. Dr. Noël Busch-Armendariz is the IDVSA director and CLASE Principal Investigator.

This research study was funded by The University of Texas System Board of Regents. The opinions, findings, and conclusions expressed in this publication are those of the authors and do not necessarily reflect those of The University of Texas System. For questions on this report, please email [idvsa@austin.utexas.edu](mailto:idvsa@austin.utexas.edu)

# Prevalence of Victimization: Dating/Domestic Abuse and Violence by Classification in School and Gender Identity<sup>1,2</sup>



42

Undergraduate: The margin of error is  $\leq \pm 3\%$  at 95% confidence.  
Graduate/Professional: The margin of error is  $\leq \pm 5\%$  at 95% confidence.  
See Appendix F in the Research Methods Report for more information.  
Findings are relevant to all students at UT Arlington.



## ► Understanding the Infographic Data

- Twelve percent of male graduate students who had been in a dating or marital relationship while at UT Arlington reported cyber abuse.
- Nine percent of female undergraduates and 8% of male graduate students who had been in a dating or marital relationship while at UT Arlington reported psychological abuse.
- Nine percent of both male and female undergraduate students who had been in a dating or marital relationship while at UT Arlington reported physical violence.

## Reporting on Vulnerable Groups

These data were not presented in the infographic; students' relatively high victimization rates were strongly indicated in other scientific and practical ways and therefore merit reporting as highlights.

- Twenty percent of gay and lesbian students who had been in a dating or marital relationship while at UT Arlington reported cyber abuse.
- Fourteen percent of gay and lesbian students who had been in a dating or marital relationship while at UT Arlington reported physical violence.

### Footnotes

1. The survey used self-report data and asked only about experiences of victimization since participant enrolled at the university.

2. The survey originally included nine gender identity categories and when possible, rates were calculated on all gender identities. Because of small sample sizes and to protect participants' anonymity, only Male and Female are displayed here. Information about prevalence among additional gender identity categories can be found in the Academic Aggregate report.

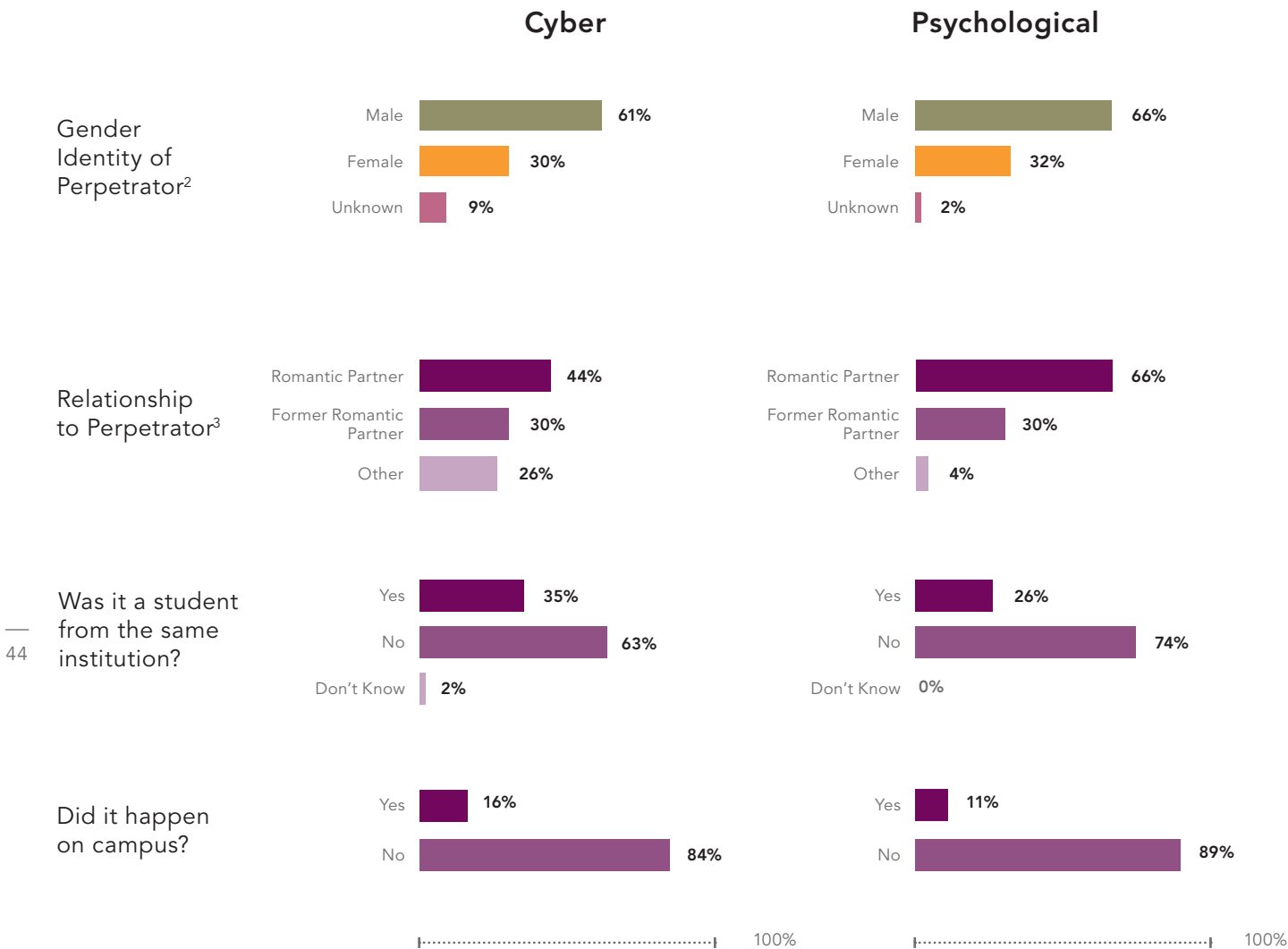
*Findings are relevant to the population of students at UT Arlington. The methodology ensures that the estimates provide for statistical confidence and adequate anonymity of study participants. The research methodology report provides details about research design and sampling methodology including the sample size and the related margin of error.*

.....

This research was conducted by the CLASE research team at the Institute on Domestic Violence & Sexual Assault and the Bureau for Business Research. Dr. Noël Busch-Armendariz is the IDVSA director and CLASE Principal Investigator.

This research study was funded by The University of Texas System Board of Regents. The opinions, findings, and conclusions expressed in this publication are those of the authors and do not necessarily reflect those of The University of Texas System. For questions on this report, please email [idvsa@austin.utexas.edu](mailto:idvsa@austin.utexas.edu)

# More About Dating/Domestic Abuse and Violence Perpetration: Cyber and Psychological Abuse<sup>1</sup>



## ► Understanding the Infographic Data

- Forty-four percent of cyber abuse perpetrators were romantic partners.
- Eighty-four percent of cyber abuse incidents occurred off-campus.
- Men represented 66% of psychological abuse perpetrators.
- Romantic partners represented 66% of psychological abuse perpetrators.
- Seventy-four percent of psychological abuse perpetrators did not attend the same institution as the victim.
- Eighty-nine percent of psychological abuse incidents occurred off-campus.

### Footnotes

1. These analyses are based on questions posed to victims to “recount one victimization since they had enrolled that had the greatest impact on them.” This does not describe all the victimizations reported by students in this survey.

2. The survey originally included nine gender identity categories for perpetration (Female, Male, Transgender Female, Transgender Male, Gender-queer, Gender Non-Conforming, Intersex, Two Spirit, and Unknown) and when possible, rates were calculated on all gender identities. Because of small sample sizes and to protect participants’ anonymity, categories were reported as three gender identities (Female, Male, and Unknown). The third category is labeled as “Unknown” because the gender identity of the perpetrator was more often identified as unknown to the victim rather than an additional gender identity, even though additional gender identity is still included in the “Unknown” category.

3. Relationship was originally defined in eight mutually exclusive categories (Stranger, Person I Met in Previous 24 hours, Acquaintance, Friend, Romantic Partner, Former Romantic Partner, Relative/Family, and Faculty/Staff). Categories were collapsed into three relationships (Romantic Partner, Former Romantic Partner, and Other) for the analysis. For cyber abuse, “Other” primarily consists of friends and acquaintances.

.....

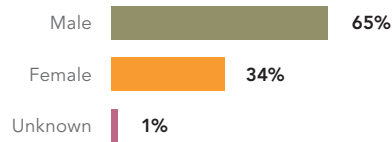
This research was conducted by the CLASE research team at the Institute on Domestic Violence & Sexual Assault and the Bureau for Business Research. Dr. Noël Busch-Armendariz is the IDVSA director and CLASE Principal Investigator.

This research study was funded by The University of Texas System Board of Regents. The opinions, findings, and conclusions expressed in this publication are those of the authors and do not necessarily reflect those of The University of Texas System. For questions on this report, please email [idvsa@austin.utexas.edu](mailto:idvsa@austin.utexas.edu)

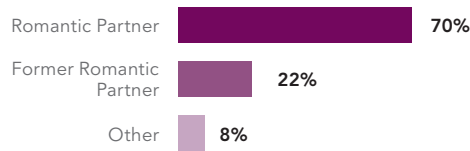
# More About Dating/Domestic Abuse and Violence Perpetration: Physical Violence<sup>1</sup>

## Physical

Gender Identity of Perpetrator<sup>2</sup>

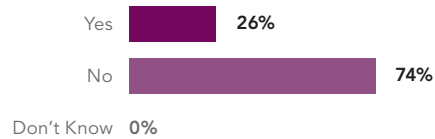


Relationship to Perpetrator<sup>3</sup>




—  
46

Was it a student from the same institution?



Did it happen on campus?



## ► Understanding the Infographic Data

- Males represented 65% of physical violence perpetrators.
- Romantic partners represented 70% of physical violence perpetrators.
- Seventy-four percent of physical violence perpetrators did not attend the same institution as the victim.
- Eighty-seven percent of incidents of physical violence occurred off-campus.

### Footnotes

1. These analyses are based on questions posed to victims to “recount one victimization since they had enrolled that had the greatest impact on them.” This does not describe all the victimizations reported by students in this survey.
2. The survey originally included nine gender identity categories for perpetration (Female, Male, Transgender Female, Transgender Male, Gender-queer, Gender Non-Conforming, Intersex, Two Spirit, and Unknown) and when possible, rates were calculated on all gender identities. Because of small sample sizes and to protect participants’ anonymity, categories were reported as three gender identities (Female, Male, and Unknown). The third category is labeled as “Unknown” because the gender identity of the perpetrator was more often identified as unknown to the victim rather than an additional gender identity, even though additional gender identity is still included in the “Unknown” category.
3. Relationship was originally defined in eight mutually exclusive categories. Categories were collapsed into three categories for the analysis.

.....


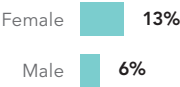
This research was conducted by the CLASE research team at the Institute on Domestic Violence & Sexual Assault and the Bureau for Business Research. Dr. Noël Busch-Armendariz is the IDVSA director and CLASE Principal Investigator.

This research study was funded by The University of Texas System Board of Regents. The opinions, findings, and conclusions expressed in this publication are those of the authors and do not necessarily reflect those of The University of Texas System. For questions on this report, please email [idvsa@austin.utexas.edu](mailto:idvsa@austin.utexas.edu)

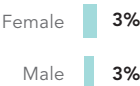
# Prevalence of Victimization: Unwanted Sexual Contact by Classification in School and Gender Identity<sup>1,2</sup>

Undergraduate Graduate/Professional

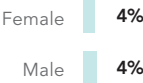
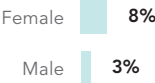
Unwanted Sexual Touching



Attempted Rape



Rape



100%

100%

Undergraduate: Margin of error is  $\leq \pm 2\%$  at 95% confidence.  
Graduate/Professional: Margin of error is  $\leq \pm 3\%$  at 95% confidence.  
See Appendix F in the Research Methods Report for more information.  
Findings are relevant to all students at UT Arlington.



## ► Understanding the Infographic Data

- Thirteen percent of female undergraduates reported having experienced unwanted sexual touching since their enrollment.
- Eight percent of female undergraduates reported having experienced rape since their enrollment.

## Additional Information

These are additional data not presented in the infographic.

- Nine percent of students reported having experienced unwanted sexual touching.
- Four percent of students reported having experienced attempted rape.
- Six percent of students reported having experienced rape.

## Reporting on Vulnerable Groups

These data were not presented in the infographic; students' relatively high victimization rates were strongly indicated in other scientific and practical ways and therefore merit reporting as highlights.

- Twenty-one percent of bisexual students reported having experienced unwanted sexual touching.
- Ten percent of gay and lesbian students reported having experienced rape

### Footnotes

1. The survey used self-report data and asked only about experiences of victimization since participant enrolled at the university.

2. The survey originally included nine gender identity categories and when possible, rates were calculated on all gender identities. Because of small sample sizes and to protect participants' anonymity, only male and female are displayed here. Information about prevalence among additional gender identity categories can be found in the Academic Aggregate report.

*Findings are relevant to the population of students at UT Arlington. The methodology ensures that the estimates provide for statistical confidence and adequate anonymity of study participants. The research methodology report provides details about research design and sampling methodology including the sample size and the related margin of error.*

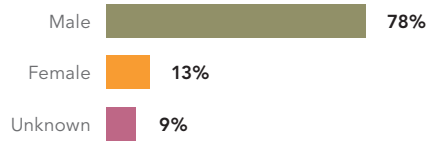
.....

This research was conducted by the CLASE research team at the Institute on Domestic Violence & Sexual Assault and the Bureau for Business Research. Dr. Noël Busch-Armendariz is the IDVSA director and CLASE Principal Investigator.

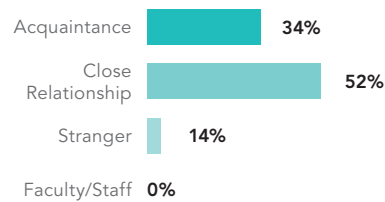
This research study was funded by The University of Texas System Board of Regents. The opinions, findings, and conclusions expressed in this publication are those of the authors and do not necessarily reflect those of The University of Texas System. For questions on this report, please email [idvsa@austin.utexas.edu](mailto:idvsa@austin.utexas.edu)

# More About Unwanted Sexual Contact Perpetration<sup>1</sup>

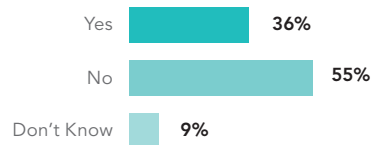
Gender  
Identity of  
Perpetrator<sup>2</sup>



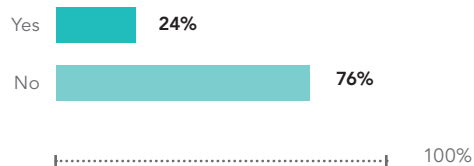
Relationship  
to Perpetrator<sup>3</sup>



Was it a student  
from the same  
institution?



Did it happen  
on campus?



## ► Understanding the Infographic Data

- The majority of unwanted sexual contact perpetrators (78%) were male.
- Most victims of unwanted sexual contact had a close relationship (52%) or acquaintanceship (34%) with the perpetrator.
- Fifty-five percent of unwanted sexual contact perpetrators did not attend the same institution as the victim.
- The majority of unwanted sexual contact incidents (76%) occurred off-campus.

### Footnotes

1. These analyses are based on questions posed to victims to “recount one victimization since they had enrolled that had the greatest impact on them.” This does not describe all the victimizations reported by students in this survey.
2. The survey originally included nine gender identity categories for perpetration (Female, Male, Transgender Female, Transgender Male, Gender-queer, Gender Non-Conforming, Intersex, Two Spirit, and Unknown) and when possible, rates were calculated on all gender identities. Because of small sample sizes and to protect participants’ anonymity, categories were reported as three gender identities (Female, Male, and Unknown). The third category is labeled as “Unknown” because the gender identity of the perpetrator was more often identified as unknown to the victim rather than an additional gender identity, even though additional gender identity is still included in the “Unknown” category.
3. Relationship was originally defined in eight mutually exclusive categories. Categories were collapsed into four categories for the analysis. Acquaintance includes a person met in the last 24 hours and a person I know, not considered a friend.

.....

This research was conducted by the CLASE research team at the Institute on Domestic Violence & Sexual Assault and the Bureau for Business Research. Dr. Noël Busch-Armendariz is the IDVSA director and CLASE Principal Investigator.

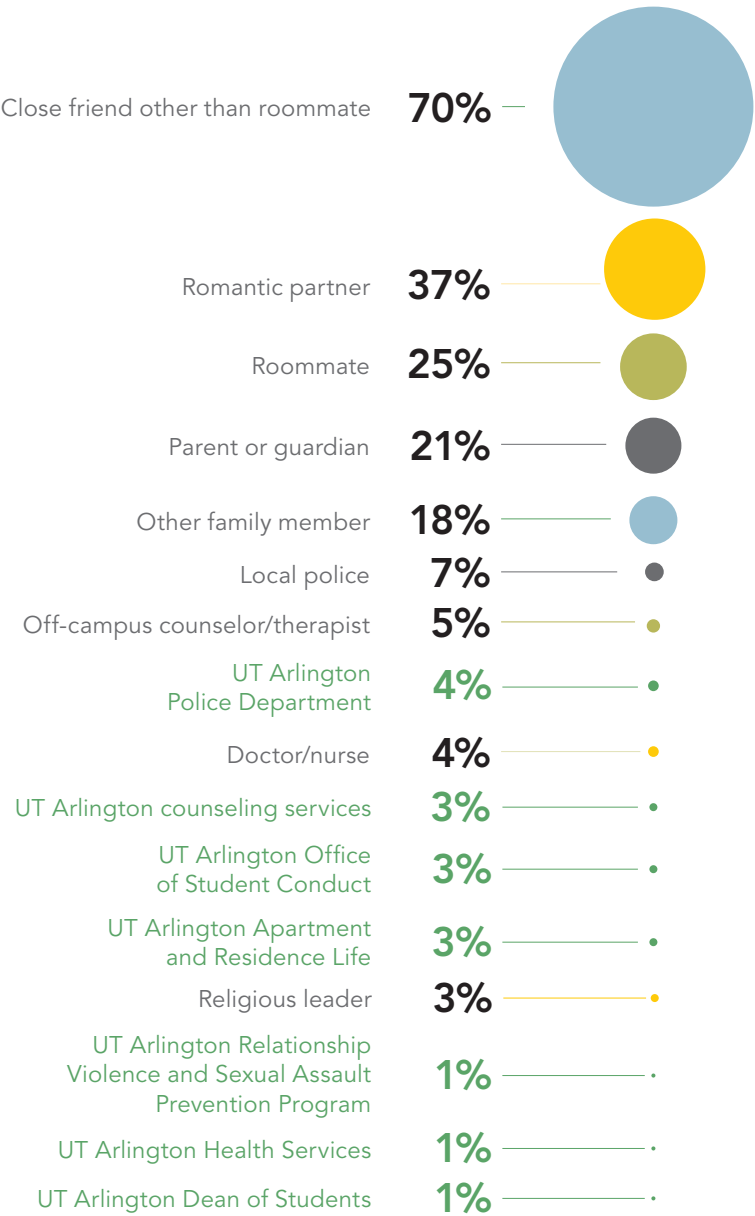
This research study was funded by The University of Texas System Board of Regents. The opinions, findings, and conclusions expressed in this publication are those of the authors and do not necessarily reflect those of The University of Texas System. For questions on this report, please email [idvsa@austin.utexas.edu](mailto:idvsa@austin.utexas.edu)

# Disclosing After Victimization

Did you tell anyone about the incident(s) before the survey?



When you disclosed, who did you tell?<sup>1,2</sup>



7%  
of victims who disclosed told someone at the institution

Green color indicates university services

---

## ► Understanding the Infographic Data

- The majority (74%) of victims did not tell anyone about the incident(s) prior to taking the survey.
- Among victims who disclosed, 70% told a close friend other than a roommate.
- Seven percent of victims who disclosed told someone at UT Arlington and three percent of victims who disclosed accessed UT Arlington counseling services.
- Of victims who disclosed, 7% disclosed to local police.

### Footnotes

1. Reports to the following campus departments were lower than 1% and were not reported in the infographic: Equal Opportunity Services, off-campus Women's Center of Tarrant County or Safe Haven, and Bring in the Bystander.

2. Percentages may amount to more than 100% because participants could choose from more than one category.

---

This research was conducted by the CLASE research team at the Institute on Domestic Violence & Sexual Assault and the Bureau for Business Research. Dr. Noël Busch-Armendariz is the IDVSA director and CLASE Principal Investigator.

This research study was funded by The University of Texas System Board of Regents. The opinions, findings, and conclusions expressed in this publication are those of the authors and do not necessarily reflect those of The University of Texas System. For questions on this report, please email [idvsa@austin.utexas.edu](mailto:idvsa@austin.utexas.edu)

 The University of Texas at Austin  
Institute on Domestic Violence  
& Sexual Assault  
School of Social Work

 The University of Texas at Austin  
Bureau of Business Research  
Office of the Vice President for Research

# Victims' Reports of Impact on Daily Life<sup>1,2</sup>

2. FINDINGS  
UT Arlington

## Academic

11%

Had to take time off  
from school

7%

Needed to  
repeat a class

6%

Had to drop one or  
more courses

## Financial

8%

Had to take time off  
from work

0%

Needed emergency financial  
support from the University

2%

Had to pay  
for tutoring

## Services

3%

Needed  
medical care

1%

Needed  
legal services

1%

Needed victim  
advocacy services

## Housing

2%

Needed  
housing services

5%

Needed to relocate  
to another residence

1%

Needed  
emergency shelter



---

## ► Understanding the Infographic Data

- Eleven percent of victims had to take time off of school after victimization.
- Six percent of victims had to drop one or more school courses after victimization.
- Eight percent of victims had to take time off from work after victimization.
- Five percent of victims needed to relocate to another residence after victimization.

### Footnotes

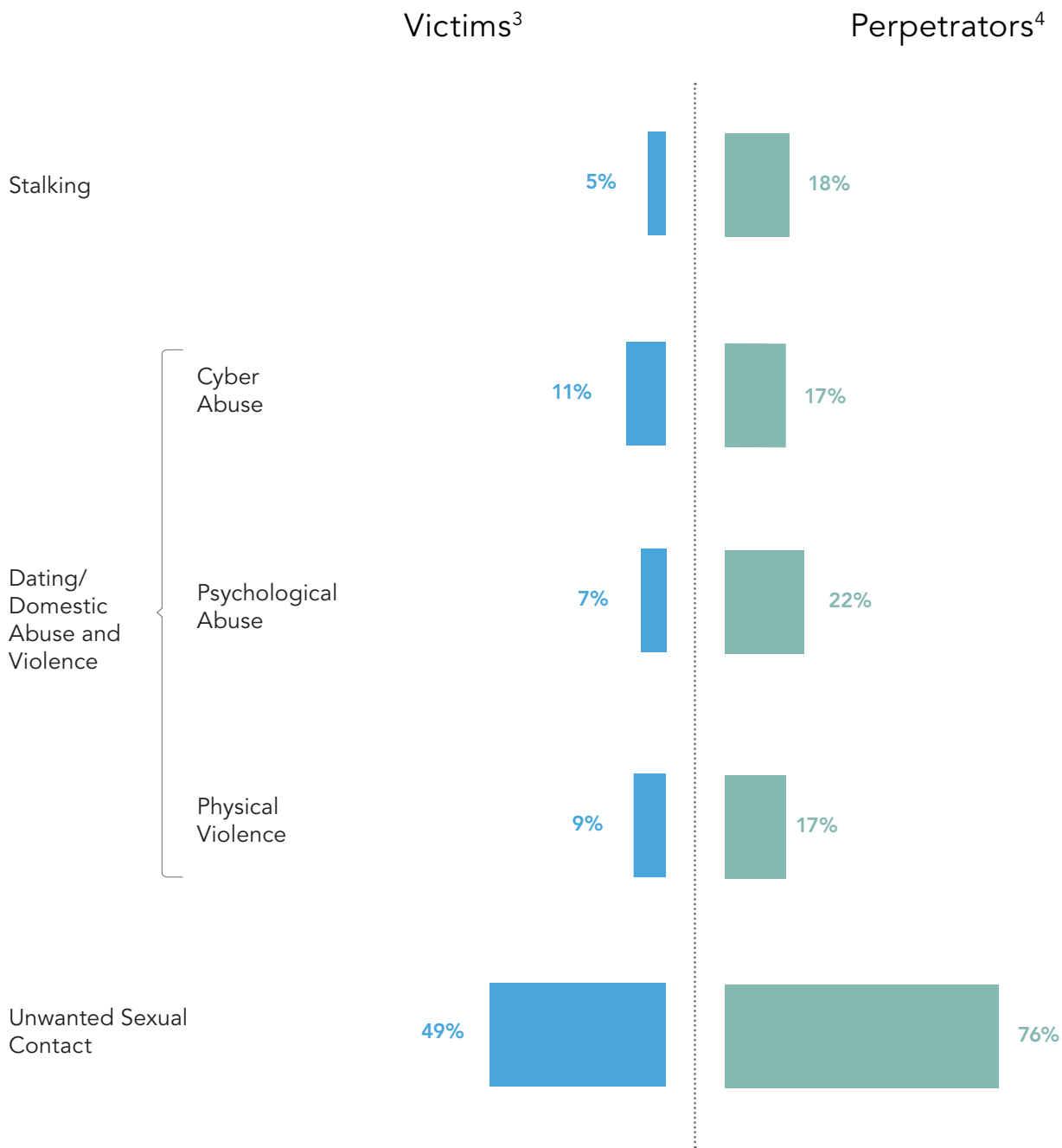
1. Participants responded to yes or no questions. Percentages are calculated on yes responses. Responses could be based on any victimization experience endorsed by the participant.
2. Analysis did not allow for clear understanding of the utilization of services after victims determined their needs.

---

This research was conducted by the CLASE research team at the Institute on Domestic Violence & Sexual Assault and the Bureau for Business Research. Dr. Noël Busch-Armendariz is the IDVSA director and CLASE Principal Investigator.

This research study was funded by The University of Texas System Board of Regents. The opinions, findings, and conclusions expressed in this publication are those of the authors and do not necessarily reflect those of The University of Texas System. For questions on this report, please email [idvsa@austin.utexas.edu](mailto:idvsa@austin.utexas.edu)

# Alcohol and Drug Use at Time of Victimization<sup>1,2</sup>



## ► Understanding the Infographic Data

- Perpetrators used alcohol/drugs more often than victims at the time of victimization across all categories of abuse and violence.
- Eighteen percent of perpetrators and 5% of victims used alcohol/drugs in stalking incidents.
- Twenty-two percent of perpetrators and 7% of victims used alcohol/drugs in psychological abuse incidents.
- Seventy-six percent of perpetrators and 49% of victims used alcohol/drugs in unwanted sexual contact incidents.

### Footnotes

1. These analyses are based on questions posed to victims to “recount one victimization since they had enrolled that had the greatest impact on them.” This does not describe all the victimizations reported by students in this survey.
2. We did not measure alcohol and drug use for faculty-staff perpetrated harassment and student-perpetrated harassment.
3. The survey originally included five response categories. The analyses are based on four collapsed categories (I had been using alcohol; I had been using drugs; I had been using both alcohol and drugs; and I had been taking prescription drugs not as prescribed). Data presented include only participants who reported using alcohol and/or drugs.
4. The survey originally included six response categories. The analyses are based on four collapsed categories (They had been using alcohol; They had been using drugs; They had been using both alcohol and drugs; and They had been taking prescription drugs not as prescribed). Data presented include only participants who reported the perpetrator using alcohol and/or drugs.

.....

This research was conducted by the CLASE research team at the Institute on Domestic Violence & Sexual Assault and the Bureau for Business Research. Dr. Noël Busch-Armendariz is the IDVSA director and CLASE Principal Investigator.

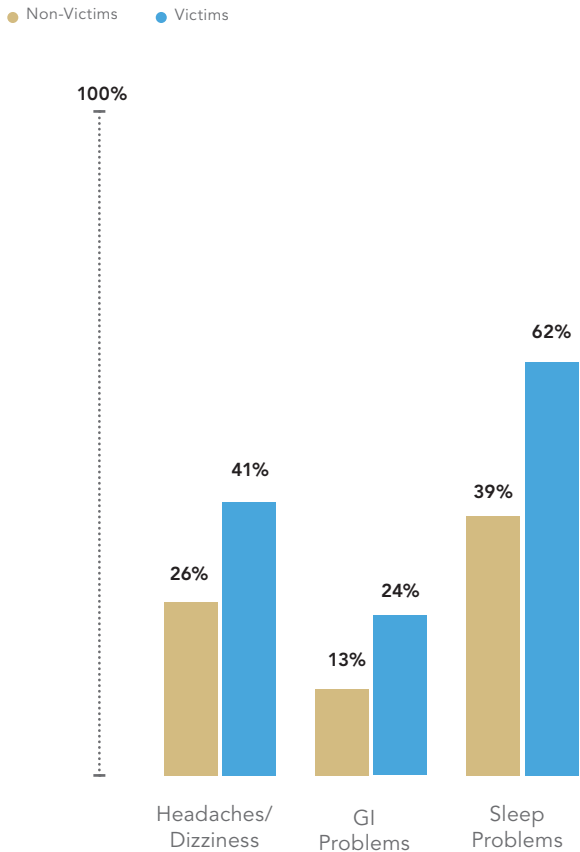
This research study was funded by The University of Texas System Board of Regents. The opinions, findings, and conclusions expressed in this publication are those of the authors and do not necessarily reflect those of The University of Texas System. For questions on this report, please email [idvsa@austin.utexas.edu](mailto:idvsa@austin.utexas.edu)

# Students' Health and Well-Being

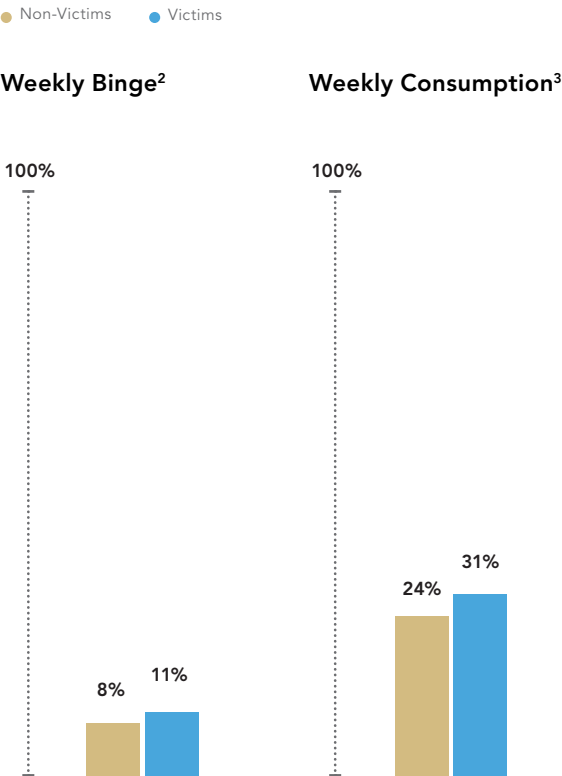
## Impact on Mental Health<sup>1</sup>



## Impact on Physical Health



## Impact on Alcohol Consumption



Findings are relevant to all students at UT Arlington.



## ► Understanding the Infographic Data

- Victims screened positive for depression at more than twice the rate (26%) of non-victims (10%).
- Victims screened positive for post-traumatic stress disorder (PTSD) at twice the rate (26%) of non-victims (13%).
- Victims reported higher rates of physical health problems than non-victims. For example, 62% of victims reported sleep problems, compared to 39% of non-victims.
- The rate at which victims consumed alcohol weekly (31%) was higher than non-victims (24%).
- Victims reported weekly binge drinking at higher rates (11%) than non-victims (8%).

### Footnotes

1. The CLASE survey included validated scales that assess for depression and post-traumatic stress disorder (PTSD) symptoms. Participants who are screened positive for depression symptoms and PTSD are displayed according to the scoring criteria associated with the original scales are displayed.

2. A drink is defined as half an ounce of alcohol equivalent to a 12-ounce can or glass of beer or cooler, a 5-ounce glass of wine, or a drink containing one shot of liquor. Binge drinking was defined as having five or more (if you are male) or four or more (if you are female) drinks containing any kind of alcohol on one occasion.

3. Participants responded to questions based on 11 categories. Analyses are based on reporting into five collapsed categories (Never: I never drank any alcohol in my life/I did not drink since enrolling; Less than monthly: 1 or 2 times per year/3 to 11 times per year; Monthly: Once a month/2 to 3 times a month; Weekly: Once a week/ Twice a week/3 to 4 times a week/5 to 6 times a week; and Daily: Every day). Percentages are calculated on Weekly responses.

*Findings are relevant to the population of students at UT Arlington. The methodology ensures that the estimates provide for statistical confidence and adequate anonymity of study participants. The research methodology report provides details about research design and sampling methodology including the sample size and the related margin of error.*

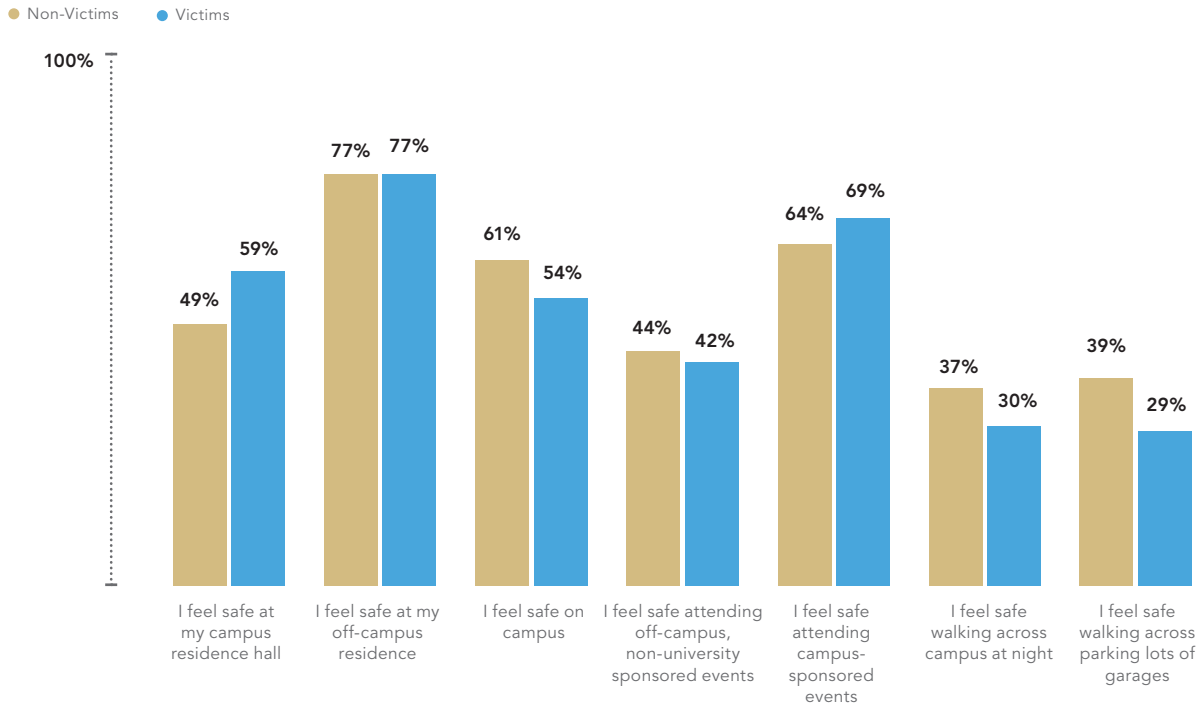
.....

This research was conducted by the CLASE research team at the Institute on Domestic Violence & Sexual Assault and the Bureau for Business Research. Dr. Noël Busch-Armendariz is the IDVSA director and CLASE Principal Investigator.

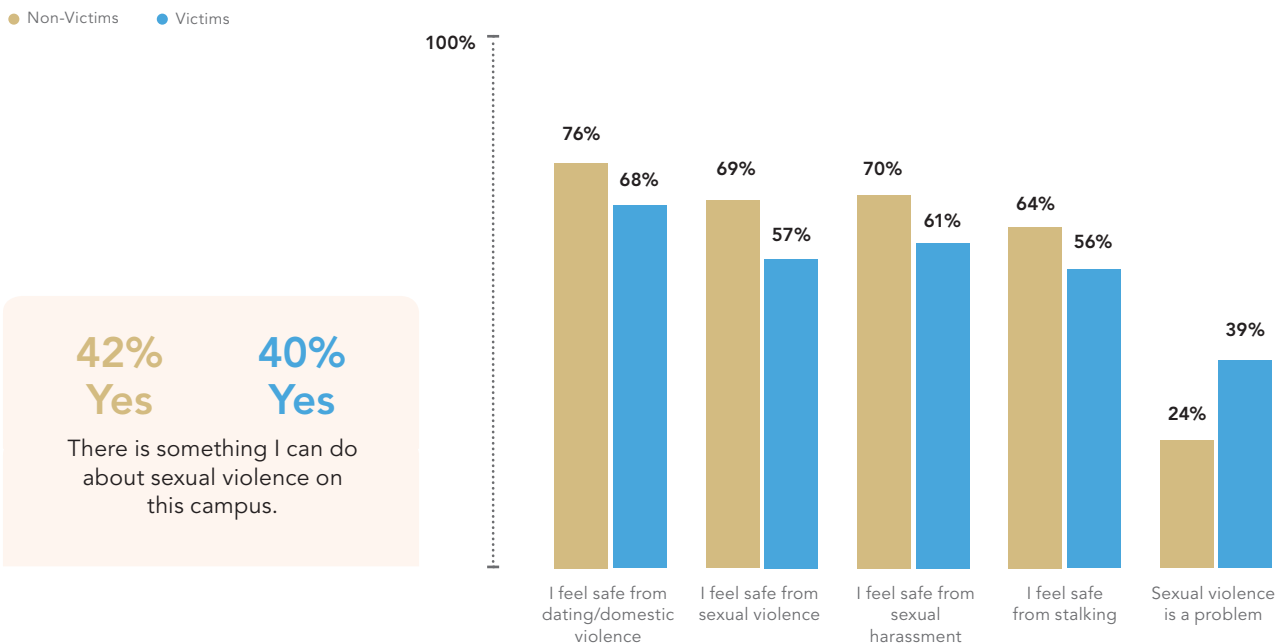
This research study was funded by The University of Texas System Board of Regents. The opinions, findings, and conclusions expressed in this publication are those of the authors and do not necessarily reflect those of The University of Texas System. For questions on this report, please email [idvsa@austin.utexas.edu](mailto:idvsa@austin.utexas.edu)

# Students' Perceptions of Safety at the Institution

## On and Around Campus<sup>1</sup>



## Perceptions of Victimization Risks<sup>2,3,4</sup>



Findings are relevant to all students at UT Arlington.



## ► Understanding the Infographic Data

- Thirty percent of victims and 37% of non-victims reported feeling safe walking across campus at night.
- Twenty-nine percent of victims and 39% of non-victims reported feeling safe walking across parking lots or garages.
- Thirty-nine percent of victims and 24% non-victims reported thinking that sexual violence is a problem on campus.
- Fifty-seven percent of victims and 69% of non-victims reported feeling safe from sexual violence on campus.

### Footnotes

1. Participants responded to questions based on a 5-point scale (Strongly Disagree, Disagree, Neutral, Agree, Strongly Agree). Analyses are based on analysis of participants who Strongly Agree or Agree.
2. Participants responded to questions based on a 5-point scale (Strongly Disagree, Disagree, Neutral, Agree, Strongly Agree). Four analyses are based on reporting into one collapsed category (Strongly Agree/Agree) and two analyses are based on reporting into one collapsed category (Strongly Disagree/Disagree).
3. Participants responded to questions about perception of safety surrounding victimization on or around campus.
4. Participants were asked to state if "On or around this campus, I feel safe from sexual violence." Sexual violence is used instead of unwanted sexual contact to honor participant endorsement of a perception related specifically to the term sexual violence.

*Findings are relevant to the population of students at UT Arlington. The methodology ensures that the estimates provide for statistical confidence and adequate anonymity of study participants. The research methodology report provides details about research design and sampling methodology including the sample size and the related margin of error.*

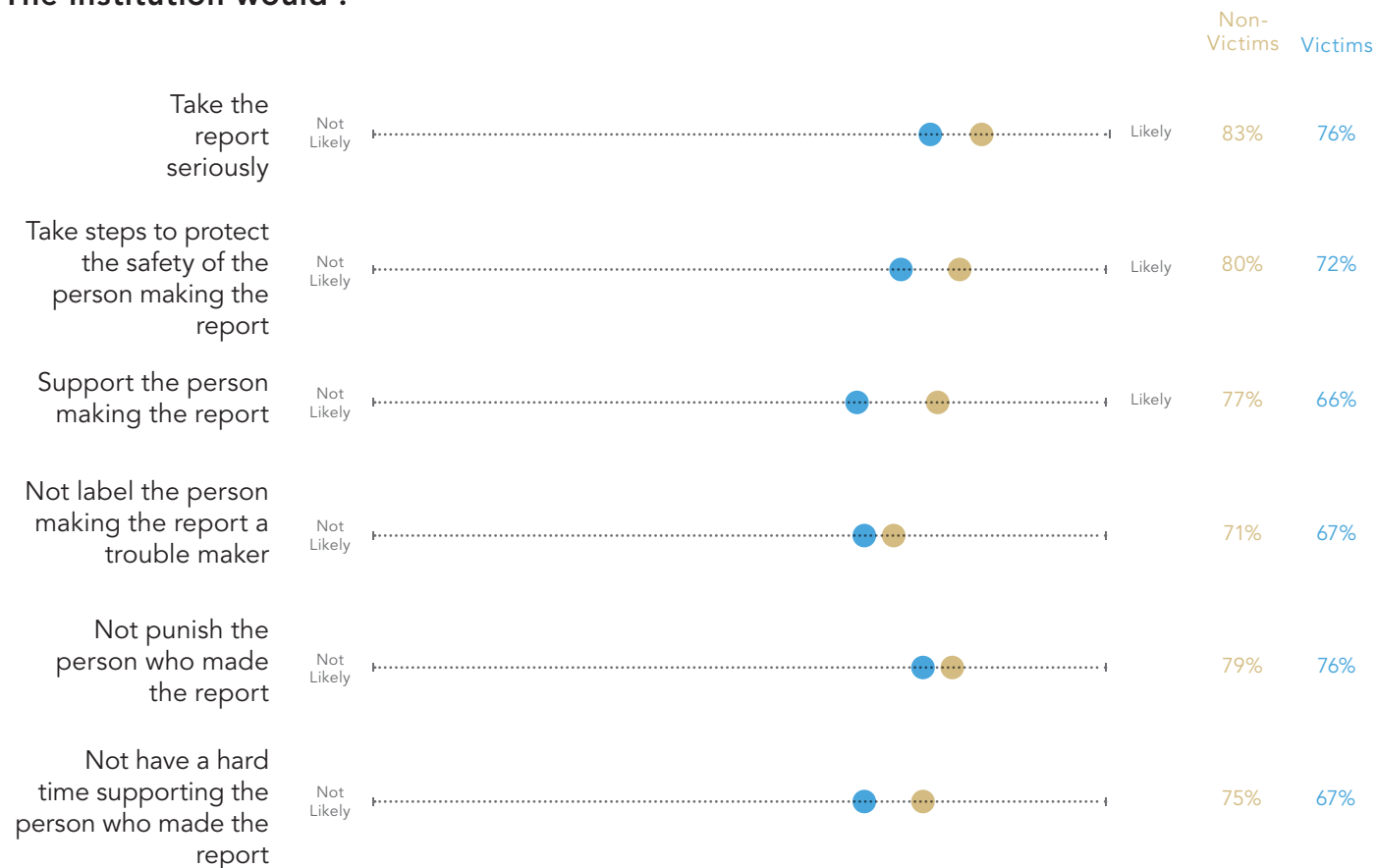
.....

This research was conducted by the CLASE research team at the Institute on Domestic Violence & Sexual Assault and the Bureau for Business Research. Dr. Noël Busch-Armendariz is the IDVSA director and CLASE Principal Investigator.

This research study was funded by The University of Texas System Board of Regents. The opinions, findings, and conclusions expressed in this publication are those of the authors and do not necessarily reflect those of The University of Texas System. For questions on this report, please email [idvsa@austin.utexas.edu](mailto:idvsa@austin.utexas.edu)

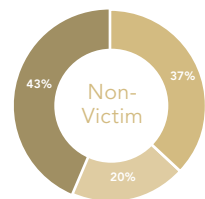
# Students' Perceptions of Institutional Response

## The institution would<sup>1</sup>:

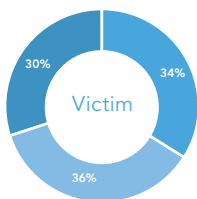


62

## Do you know where students get help?<sup>2</sup>

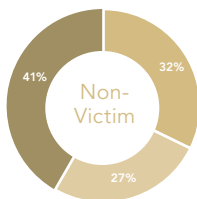


Yes: 37%  
No: 20%  
I don't know: 43%

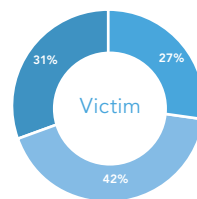


Yes: 34%  
No: 36%  
I don't know: 30%

## Do you know what happens after getting help?<sup>2</sup>



Yes: 32%  
No: 27%  
I don't know: 41%



Yes: 27%  
No: 42%  
I don't know: 31%

Findings are relevant to all students at UT Arlington.

© 2017 The University of Texas at Austin School of Social Work  
Institute on Domestic Violence & Sexual Assault

More information about this issue  
available on the next page.



## ► Understanding the Infographic Data

- Seventy-six percent of victims and 83% of non-victims reported believing that UT Arlington would take the report seriously.
- Sixty-six percent of victims and 77% of non-victims reported believing that UT Arlington would support the person making the report.
- Sixty-seven percent of victims and 71% of non-victims reported believing that UT Arlington would not label the person making the report a troublemaker.
- Thirty-four percent of victims and 37% of non-victims reported knowing where students get help after victimization.

### Footnotes

1. Participants responded to questions based on a 5-point scale (Strongly Disagree, Disagree, Neutral, Agree, Strongly Agree). Analyses are based on analysis of participants who Strongly Agree or Agree.

2. Participants responded to questions based on a 5-point scale (Strongly Disagree, Disagree, Neutral, Agree, Strongly Agree). Four analyses are based on reporting into one collapsed category (Strongly Agree/Agree) and two analyses are based on reporting into one collapsed category (Strongly Disagree/Disagree).

*Findings are relevant to the population of students at UT Arlington. The methodology ensures that the estimates provide for statistical confidence and adequate anonymity of study participants. The research methodology report provides details about research design and sampling methodology including the sample size and the related margin of error.*

.....

This research was conducted by the CLASE research team at the Institute on Domestic Violence & Sexual Assault and the Bureau for Business Research. Dr. Noël Busch-Armendariz is the IDVSA director and CLASE Principal Investigator.

This research study was funded by The University of Texas System Board of Regents. The opinions, findings, and conclusions expressed in this publication are those of the authors and do not necessarily reflect those of The University of Texas System. For questions on this report, please email [idvsa@austin.utexas.edu](mailto:idvsa@austin.utexas.edu)

Page was intentionally left blank

# 3.

## Current Programs

Page was intentionally left blank

# Current Programs

UT Arlington's Campus Response, Prevention Efforts and Resources to Address Sexual Harassment, Stalking, Dating/Domestic Abuse and Violence, and Unwanted Sexual Contact.

Programs and services are designed to educate, prevent, and address Title IX sexual misconduct, which is woven into a broader effort to support students in UTSA's culture of caring.

## Supportive Services

---

### UTA Relationship Violence and Sexual Assault Prevention Program (RVSP)

In its 10th year and as a pioneering program of this nature, the RVSP program provides victim advocacy, education, and support to the campus community and offers assistance to student survivors of sexual assault and relationship violence. Support includes help in making decisions about reporting options, seeking medical and mental health care, and addressing academic concerns. The RVSP Program also provides education and outreach efforts to reduce the occurrence of harassment, stalking, and relationship and sexual violence. Sponsored by the Office of Community Standards. Call (817) 272-9250 or the 24-hour hotline at (817) 272-0260, email [rvsp@uta.edu](mailto:rvsp@uta.edu), or visit <https://www.uta.edu/rvsp/> for information.

### Behavior Intervention Team (BIT)

This network of UTA professionals collaborates with faculty and staff to help students exhibiting high-risk

behaviors. This confidential program of identification addresses behaviors of concern and provides resources to help keep the campus a safe working and learning environment. Under the Division of Student Affairs. Email BIT Chair, Heather Snow [bit@uta.edu](mailto:bit@uta.edu) or call (817) 272-1009. Visit <http://www.uta.edu/bit/representatives/index.php> for information.

### Gender and Sexuality Alliance (GSA)

GSA's student members seek to support LGBTQA students and to foster a campus of inclusion, affirmation, equality, and respect for LGBTQA students, faculty, staff, and administrators.

## Confidential Resources and Reporting —

### UTA Health Services

Provides enrolled students comprehensive and confidential primary health care services including pharmacy, laboratory, radiology, and counseling services. Located at 605 South West Street. For on campus medical emergencies contact (817) 272-3003. For non-emergencies contact (817) 272-2771. Visit <http://>

[www.uta.edu/healthservices/](http://www.uta.edu/healthservices/) for information.

## **UTA Counseling and Psychological Services (CAPS)**

Offers currently enrolled students and the campus community a variety of professional confidential counseling services, as well as workshops and training sessions. For information contact (817)272-3671 or for Mental Health Services contact (817)272-2771. Visit <https://www.uta.edu/caps/services/index.php> for information.

## **Silent Witness Program**

Students and those wishing to remain anonymous can make a confidential report of a crime (NOT intended to report crimes in progress) to UTA Police Department as a silent witness. Visit <http://police.uta.edu/contact/report-a-crime/silent-witness.php> for information.

## **The Women's Center**

This community partner rape crisis and victim services program supports victim survivors with rape crisis intervention, victim advocacy, forensic exam support, counseling, and assistance through a variety of criminal justice processes. For information contact (817) 927-4039 or the 24-hour Crisis Hotline at (817) 927-2737.

## **Safe Haven of Tarrant County**

This community partner offers counseling support, shelter, and a 24-hour hotline for victims of intimate partner violence, and has a mission to end intimate violence through safety, support, prevention, and social change. For information contact (877) 701-7233.

## **The Tarrant County Victim Advocates**

Provides support to victims from initial contact throughout criminal justice process. For information contact (817) 884-2740.

## **Coordinated Response**

---

### **Equal Opportunity Services (EOS)**

EOS at UTA is charged with developing and sustaining a learning and working environment that is diverse, inclusive, and free of illegal discrimination and harassment in any form. Visit <http://www.uta.edu/hr/eos/sexual-harassment/> for UTA's Sexual Harassment Policy.

### **Title IX Coordinator**

The university official tasked with ensuring Title IX compliance. For information email Jean Hood at [jm-hood@uta.edu](mailto:jm-hood@uta.edu) or call (817) 272-7091.

### **UT Arlington Police Department (UTAPD)**

The mission of UTAPD is to protect and serve the students, faculty, staff, and visitors to the campus 24 hours a day, 365 days per year. For emergencies contact (817) 272-3003. For non-emergencies contact (817) 272-3381. Visit <http://police.uta.edu/about/index.php> for information.

## **Professional Training**

---

### **Title IX, Clery Act, RVSP, and BIT training**

For Apartment and Residence Life Staff (e.g. Resident Directors & Resident Assistants, Office Assistants), CAPS staff, ROTC/Cadet Leaders, Hearing Officers, and Campus Recreation Staff. For information contact (817) 272-2354.

## EOS training

The Office of Equal Opportunity Services (EOS) provides annual training on university policies related to sexual misconduct and sexual harassment, including responsible employee reporting obligations. The training is mandatory for all new employees.

## Checklist for Assistance-Sexual Assault and Intimate Partner Violence

Guides and checklists for faculty/staff related to support resources for student victims of sexual assault and relationship violence. Visit <https://www.uta.edu/rvsp/faculty-staff/checklist-sa.php> for sexual assault information. Visit <https://www.uta.edu/rvsp/faculty-staff/checklist-ipv.php> for intimate partner violence.

## Awareness, Prevention, and Educational Efforts

---

### Think About It

This mandatory online educational program to prevent risky behaviors, sexual assault, and substance use is given to all incoming freshmen, transfer, and graduate students. UTA will be transitioning to HAVEN by Fall 2016. Sponsored by UTA Office of Student Conduct.

### Fraternity and Sorority Life

This group of student leaders routinely provide RVSP information on the prevention of relationship and sexual violence at UT Arlington.

### New Maverick Orientation (Required of all incoming students)

Title IX, BIT, RVSP, Bystander Intervention, CAPs, and Community Standards training. “Community

that Cares” for all new students, transfer students, international students, and veterans. Visit <http://www.uta.edu/orientation/> for information.

### Bringing in the Bystander

This bystander initiative training course is designed to educate students on safety issues and to speak up when they witness problems of sexual harassment, relationship violence, sexual violence, and sexual assault. Sponsored by RVSP and Student Affairs. For information email [rvsp@uta.edu](mailto:rvsp@uta.edu) or call (817) 272-3506.

### Mavs Talk Healthy Relationships Workshops

These workshops are open to the UTA community and discuss characteristics of healthy and unhealthy relationships. Sponsored by Counseling and Psychological Services (CAPS). For information contact (817) 272-3671.

### The Men and Masculinities Series Session

To dispel gender-based stereotypes and provide information on healthy relationships free from violence. Co-hosted by RVSP Program and the Gay-Straight Alliance.

### Peer Educator Training

This bi-annual training for Peer Health Educators that covers all wellness topics including relationship and sexual violence prevention.

### The Relationship Violence and Sexual Assault Prevention (RVSP) Outreach Workshops

Provides training for students, faculty, and staff in the areas of relationship violence and sexual assault (e.g. “cute” versus “creepy” stalking behaviors). For information email [rvsp@uta.edu](mailto:rvsp@uta.edu) or contact (817) 272-9250.

## **RSVP Intern, Peer Educator, Peer Advocate, and Volunteer Training**

This bi-annual training for the RSVP Peer team covers bystander intervention, resources, and all wellness topics including relationship and sexual violence prevention.

## **RVSP In-Service Training**

RVSP provides training for all outreach projects (e.g. The Red Campaign, Clothesline Project, Silent Witness, etc.).

## **Rape Aggression Defense (RAD)**

The UTA PD Crime Prevention Officer conducts training on sexual assault awareness and prevention, as well as RAD self-defense classes. For information contact UTA PD Crime Prevention at (817) 272-0026. Visit <http://police.uta.edu/crime-prevention/sexual-assault/rad.php> for information.

## **Safe Zone Ally Training**

This training seeks to create a visible support network for lesbian, gay, bisexual, transgender, questioning individuals, and their allies by providing an avenue through which any member of UTA can show their support. Sponsored by the Division of Student Affairs. For information email [lgbtqa@uta.edu](mailto:lgbtqa@uta.edu) or call (817) 272-2099.

## **Mavs StandUp**

This UTA primary prevention bystander initiative aims to educate students about the importance of safe bystander intervention options in the prevention of sexual assault and relationship violence.

## **Maverick Ride After Hours Escort**

Parking and Transportation staff provide MAV Security Escorts during designated hours. UTAPD provides security escorts after hours. For information contact (817) 272-3381.

## **Self-Defense Training for Women**

UTAPD offers self-defense training classes. Visit [www.uta.edu/police](http://www.uta.edu/police) or contact (817)272-3902 for information.

## **Domestic Violence, Stalking, and Sexual Assault Awareness Months -**

Domestic Violence Awareness Month (DVAM), Stalking Awareness Month, and Sexual Assault Awareness Month (SAAM) While UTA's RVSP (Relationship Violence and Sexual Assault Prevention) team and the Division of Student Affairs provide awareness programming throughout the academic year, they additionally participate in national awareness months to promote awareness of sexual assault, stalking, harassment, and relationship violence during the months of October, January, and April. Including, but not limited to the following:

## **Consent Is Sexy**

This event focuses on the importance of consent, communication, and domestic violence. Usually held in February and sponsored by the RVSP and Student Health Services.

## **National Night Out**

This annual campaign to decrease crime and increase safety awareness in the UTA community is held in the fall and hosted by UTA Police Department and community partner RVSP.

## **The Red Flag Campaign**

This annual bystander intervention awareness campaign is aimed at educating students about healthy and unhealthy relationships, with the goal of preventing relationship violence and sexual assault. Structured to coincide with October's Domestic Violence Awareness Month and sponsored by RVSP.

## **The Clothesline Project**

This project seeks to raise students' awareness about relationship violence and sexual assault in the community. Sponsored by RVSP program and Division of Student Affairs.

## **The Silent Witness Campaign**

This project/exhibit seeks to raise public awareness about stalking and is sponsored by RVSP.

## **RVSP Informational Booth**

The RVSP program has an informational booth throughout the academic year to increase awareness and connect students to services. Specifically during Maverick Stampede (the official kick-off to the new academic year), Activity Fair Day (offered in the fall and spring), and at the annual Block Party hosted by University Events and Apartment and Resident Life during finals, which showcase campus programs and clubs, including sexual violence and relationship violence prevention, and training such as RVSP.

## **March Movie Night**

This event is sponsored by RVSP to bring awareness to relationship violence and sexual assault through education and entertainment.

## **Escalation Workshop**

This workshop screens the short film "Escalation" followed by a panel discussion to educate students on relationship violence. Sponsored by RVSP.

## **Walk a Mile in Her Shoes**

This awareness campaign about violence against women is sponsored by Delta Alpha Sigma sorority.

## **Zumbathon Dance for a Cause**

This annual event hosted to raise awareness for relationship violence and sexual assault prevention. Hosted by Campus Recreation & RVSP Program.

## **UTA Police Department**

The UTAPD has a grant-funded Detective whose specialty is investigating all VAWA related offenses.

Page was intentionally left blank

# 4.

## Next Steps

Page was intentionally left blank

As successful as our UTA's current programs have been in educating UTA's campus community, we it always strives to do more. To illustrate, we UTA convened a presidential task force in the summer of 2016 to explore issues affecting students' mental health, safety, and emotional well-being, including issues related to Title IX. From the CLASE survey and its findings at UTA, we have UTA has identified several areas where we it will direct our its efforts and resources. These areas are include awareness, perception of safety, victimization and perpetration, and prevention education geared toward faculty, staff, and student employees.

## Awareness

---

UTA believes that everyone has a role to play to keep its community safe. Increased awareness of bystander intervention can help to create a safer campus and empower students, faculty, and staff to recognize and reduce harm. UTA will carefully evaluate the impact of the Peer, RVSP, and Mavs StandUp programs and measure their effectiveness. This analysis will inform how and where to concentrate its efforts to maximize campus safety, how to collaborate to improve communication and promotional campaigns, and how to identify other information delivery methods that might improve campus safety for UTA's most vulnerable students. New strategies, as needed, will be introduced to further expand our reach.

Two groundbreaking programs have been funded by the Vice President for Student Affairs Next Generation Initiatives (NGI) program. The NGI program encourages cutting-edge thinking and advancement of student-success programming.

The RVSP program was announced as a NGI award winner for 2015-2016 allowing the launch of the Peer Advocacy program. The Peer Advocates are trained peer education and student advocates living within UTA's residential communities. Functioning similarly to a Resident Assistant but with specialized knowledge and training for responding to concerns related to sexual assault, domestic violence, dating violence, and stalking. This program was created in response to data that notes survivors of sexual misconduct speak to a peer or a friend as a first point of contact and rarely utilize professional reporting options. Additionally, the LGBTQA Program was awarded funding to develop the Men and Masculinities Series that addresses gendered norms, inequalities, and gender-based discrimination and violence. Both programs have just finished their inaugural year and plan to return for 2016-2017 in an even bigger capacity.

## UTA Police Department

---

The UTA Police Department plans to enhance technology, infrastructure, and resources to convey the safety and security of the campus. UTA's university police department conducts frequent parking lot patrols and UTA will be increasing late-night escort services. CLASE survey findings revealed that some students report feeling unsafe in specific areas of campus. UTA Police will continue to work with University Communications to create public safety announcements relative to campus community needs. They will also continue to monitor trends in incidents, as well as areas where students feel less safe, and allocate resources to these areas for increased visibility and preventative purposes.

## Culture of Caring

---

UTA's "culture of caring" campus motif extends to all UTA students, not just those who reside on or adjacent to campus. UTA will work more closely with the Arlington Police Department and other regional law enforcement agencies to ensure that the broader area encompassing the campus is as safe as it can be.

UTA embraces the idea that student education related to sexual misconduct doesn't end at the time of admission and orientation. Collaborations have been formed with campus partners to raise awareness and assist students affected by violence. Some campus partners include but are not limited to Apartment and Residence Life, Fraternity and Sorority Life, Office of Student Disabilities, Behavior Intervention Team, academic departments, student organizations, etc. These departments and many others have worked together to create Mavs Stand-

Up, UT Arlington's Bystander Intervention Initiative, which promotes safe bystander intervention as it relates to wellness areas, including sexual assault, domestic violence, dating violence, sexual harassment, and stalking.

## Campus Safety Training

---

Finally, the UTA Office of Human Resources will be increasing the already robust training and education of all employees, with a particular emphasis on graduate students and assistants who serve in faculty/staff roles, on appropriate workplace behavior, university policy, protocol, reporting, handling disclosures, and supporting survivors.

UTA appreciates the opportunity to examine our existing programs which are aimed at maintaining a healthy atmosphere for all members of the UTA family. UTA looks forward to growing these initiatives, which demonstrate promising results, in the interest of a safe, secure, and vibrant university campus.

# 5.

## Additional Information

Page was intentionally left blank

## Appendix A: Comparison of Prevalence Estimates Among Three Institutions of Higher Education Using the Administrator Researcher Campus Climate Collaborative (ARC3) Measure

Two institutions' findings were selected for comparison with UT System results. These institutions (Penn State and University of Iowa) were selected based on three criteria: 1) both used the ARC3 survey measurement tool as the primary tool (methodological modifications are noted about how the tool was implemented), 2) students were queried about their experiences since their enrollment across all three institutions, and 3) all three are public institutions of higher education (IHEs).

Methodological differences exist among the studies and readers are cautioned when making direct comparisons among prevalence rates. Main differences include 1) variability in population demographics among the institutions, 2) estimations of prevalence were calculated differently (i.e. the CLASE project uses a Title IX framework, see Appendix B), 3) dating/domestic abuse and violence was measured differently across studies, and 4) findings for faculty/staff-perpetrated sexual harassment, student-perpetrated sexual harassment, and unwanted sexual contact were presented differently.

**Table 1: Faculty/Staff-Perpetrated Sexual Harassment**

Table 1 presents the prevalence findings for faculty/staff-perpetrated sexual harassment victimization. Some methodological differences are noted.

Study Title	Student Classification	Prevalence Findings	Response Rate
Faculty/Staff-Perpetrated Sexist Gender Harassment			
2017 Cultivating Learning and Safe Environments - UT Arlington	All	11%	11.2%
2016 Speak Out Iowa Survey Full Report and Anti-Violence Plan <sup>1</sup>	All	36%	9.3%
Faculty/Staff-Perpetrated Crude Sexual Harassment			
2017 Cultivating Learning and Safe Environments - UT Arlington	All	6%	11.2%
2016 Speak Out Iowa Survey Full Report and Anti-Violence Plan	All	13.4%	9.3%
Faculty/Staff-Perpetrated Unwanted Sexual Attention			
2017 Cultivating Learning and Safe Environments - UT Arlington	All	2%	11.2%
2016 Speak Out Iowa Survey Full Report and Anti-Violence Plan	All	4.2%	9.3%
Faculty/Staff-Perpetrated Sexual Coercion			
2017 Cultivating Learning and Safe Environments - UT Arlington	All	1%	11.2%
2016 Speak Out Iowa Survey Full Report and Anti-Violence Plan	All	1.5%	9.3%
Faculty/Staff-Perpetrated Sexual Harassment Overall Rate			
2015 Penn State Sexual Misconduct Climate Survey: University Park <sup>2,3</sup>	Undergraduate	29.9%	27%
	Graduate	32.9%	41%

<sup>1</sup>The University of Iowa. (2016). *Speak out Iowa survey full report and anti-violence plan*. Retrieved from <https://speakout.uiowa.edu/assets/Uploads/Speak-Out-Iowa-Full-Report-and-Anti-Violence-Plan.pdf>

<sup>2</sup>Penn State Student Affairs. (2015). *2015 Penn State sexual misconduct climate survey—University Park*. Retrieved from <https://studentaffairs.psu.edu/assessment/SMCS/>

<sup>3</sup>Penn State reports faculty/staff-perpetrated sexual harassment as an overall rate.

**Table 2: Student-Perpetrated Sexual Harassment**

Table 2 presents the prevalence findings for student-perpetrated sexual harassment victimization. Some methodological differences are noted.

Study Title	Student Classification	Prevalence Findings	Response Rate
2017 Cultivating Learning and Safe Environments - UT Arlington	All	19%	11.2%
2015 Penn State Sexual Misconduct Climate Survey: University Park <sup>1</sup>	Undergraduate	64.5%	27%
	Graduate	41.4%	41%
Student-Perpetrated Sexual Harassment Subscale Rates			
2016 Speak Out Iowa Survey Full Report and Anti-Violence Plan <sup>2,3</sup>	Sexist Gender Harassment	All	56.9%
	Crude Gender Harassment	All	45.6%
	Unwanted Sexual Attention	All	23.5%
	Sexual Harassment via Electronic Communication	All	24.5%

<sup>1</sup> Penn State Student Affairs. (2015). *2015 Penn State sexual misconduct climate survey—University Park*. Retrieved from <https://studentaffairs.psu.edu/assessment SMCS/>

<sup>2</sup>The University of Iowa. (2016). *Speak out Iowa survey full report and anti-violence plan*. Retrieved from <https://speakout.uiowa.edu/assets/Uploads/Speak-Out-Iowa-Full-Report-and-Anti-Violence-Plan.pdf>

<sup>3</sup>The University of Iowa presents subscale rates for student-perpetrated sexual harassment, not overall rates.

**Table 3: Stalking**

Table 3 presents the prevalence findings for stalking victimization. Some methodological differences are noted.

Study Title	Student Classification	Prevalence Findings	Response Rate
2017 Cultivating Learning and Safe Environments - UT Arlington	All	11%	11.2%
2015 Penn State Sexual Misconduct Climate Survey: University Park <sup>1</sup>	Undergraduate	20.7%	27%
	Graduate	11.7%	41%
2016 Speak Out Iowa Survey Full Report and Anti-Violence Plan <sup>2</sup>	All	9.4%	9.3%

<sup>1</sup> Penn State Student Affairs. (2015). *2015 Penn State sexual misconduct climate survey—University Park*. Retrieved from <https://studentaffairs.psu.edu/assessment SMCS/>

<sup>2</sup>The University of Iowa. (2016). *Speak out Iowa survey full report and anti-violence plan*. Retrieved from <https://speakout.uiowa.edu/assets/Uploads/Speak-Out-Iowa-Full-Report-and-Anti-Violence-Plan.pdf>

Table 4: Dating/Domestic Abuse and Violence

Table 4 presents the prevalence findings for dating/domestic abuse and violence victimization. Some methodological differences are noted.

Study Title	Student Classification	Prevalence Findings			Response Rate
		Cyber Abuse	Psychological Abuse	Physical Violence	
2017 Cultivating Learning and Safe Environments - UT Arlington	All	10%	8%	8%	11.2%
		Psychological Abuse & Physical Violence <sup>1</sup>			
2015 Penn State Sexual Misconduct Climate Survey: University Park <sup>2</sup>	Undergraduate	11.5%			27%
	Graduate	7.2%			41%
2016 Speak Out Iowa Survey Full Report and Anti-Violence Plan <sup>3</sup>	All	9.4%			9.3%

<sup>1</sup> Penn State and The University of Iowa use the ARC3 measure for dating violence that has items pertaining to psychological abuse and physical violence. CLASE uses three different measures for dating and domestic abuse and violence.

<sup>2</sup> Penn State Student Affairs. (2015). *2015 Penn State sexual misconduct climate survey—University Park*. Retrieved from <https://studentaffairs.psu.edu/assessment/SMCS/>

<sup>3</sup> The University of Iowa. (2016). *Speak out Iowa survey full report and anti-violence plan*. Retrieved from <https://speakout.uiowa.edu/assets/Uploads/Speak-Out-Iowa-Full-Report-and-Anti-Violence-Plan.pdf>

# Additional Information

**Table 5: Unwanted Sexual Contact**

Table 5 presents the prevalence findings for unwanted sexual contact victimization. Some methodological differences are noted.

Study Title	Student Classification	Student Gender	Prevalence Findings	Response Rate
Unwanted Sexual Touching				
2017 Cultivating Learning and Safe Environments - UT Arlington	All	All	9%	11.2%
2015 Penn State Sexual Misconduct Climate Survey: University Park <sup>1</sup>	Undergraduate	All	20.5%	27%
	Graduate		7.5%	41%
2016 Speak Out Iowa Survey Full Report and Anti-Violence Plan <sup>2</sup>	All	Female	32.9%*	9.3%
		Male	12.5%*	
Attempted Rape				
2017 Cultivating Learning and Safe Environments - UT Arlington	All	All	4%	11.2%
2016 Speak Out Iowa Survey Full Report and Anti-Violence Plan	All	Female	18.4%*	9.3%
		Male	6.8%*	
Rape				
2017 Cultivating Learning and Safe Environments - UT Arlington	All	All	6%	11.2%
2016 Speak Out Iowa Survey Full Report and Anti-Violence Plan	All	Female	19.1%*	9.3%
		Male	3.9%*	
Penn State Overall Rate for Attempted Rape and Rape				
2015 Penn State Sexual Misconduct Climate Survey: University Park <sup>3</sup>	Undergraduate	All	18.1%	27%
	Graduate		6.7%	41%

<sup>1</sup>PennState Student Affairs. (2015). *2015 Penn State sexual misconduct climate survey—University Park*. Retrieved from <https://studentaffairs.psu.edu/assessment/SMCS/>

<sup>2</sup>The University of Iowa. (2016). *Speak out Iowa survey full report and anti-violence plan*. Retrieved from <https://speakout.uiowa.edu/assets/Uploads/Speak-Out-Iowa-Full-Report-and-Anti-Violence-Plan.pdf>

<sup>3</sup>Penn State provides overall rates for students reporting rape and/or attempted rape; these rates are not presented separately throughout their report.

\*Prevalence rate only includes incidents which occurred through the use of force or incapacitation.

Appendix B: Establishing Prevalence: Title IX, Texas Penal Code, and Student Judicial Services' Code of Conduct\*

Prevalence was calculated for victimization measures when single or multiple incidents of behavior(s) were endorsed. Title IX's "hostile environment" threshold was often met with a single incident. In some cases, multiple incidents of behaviors were needed to create a totality of circumstances to reach the hostile environment claim. In other cases, a behavior could result in a violation if it occurred more than once. This is one example; the full details of the decision-making are outlined in the tables below.

A structured four-step strategy was used to estimate the prevalence and rates.

Step 1 involved engaging five experts to define which victimization survey questions met any Title IX and/or Texas Penal Code violation.

Step 2 included reviewing and excluding any victimization survey questions that did not meet the legal, criminal, and policy criteria outlined in Step 1.

Step 3 included further selecting victimization survey questions that only met Title IX violations because the scope of the study is the college campus context (Title IX-related) and not criminal context (Texas Penal Code-related).

Step 4 involved examining each victimization question by frequency. For some victimization questions, a single incident was sufficient threshold to be included in the prevalence calculations. In other cases, multiple occurrences were required for the victimization question to be included in the prevalence calculation. These decisions were based on the review in Step 1.

The Research Methods Report provides a detailed summary of the prevalence estimation methodology (see the IDVSA website).

*\*The purpose of this appendix is to predict the behaviors' relative potential and circumstantial possibilities of violating federal, state, or local law or policy. It is used in the context of social science research and does not imply that these behaviors, exclusive of context, automatically violate federal law, state law and/or university policy. Actual violations are determined on a case-by-case basis.*

Faculty/Staff-Perpetrated Sexual Harassment	TX Penal Code	Student Judicial Services	Title IX
Subscale: Sexist Gender Harassment			
Treated you "differently" because of your sex	No	Yes	Yes
Displayed, used, or distributed sexist or suggestive materials	Yes <sup>1</sup>	Yes <sup>2</sup>	Yes <sup>2</sup>
Made offensive sexist remarks	No	Yes	Yes
Put you down or was condescending to you because of your sex	No	Yes	Yes
Subscale: Crude Sexual Harassment			
Repeatedly told sexual stories or jokes that were offensive to you	No <sup>3</sup>	Yes <sup>2</sup>	Yes <sup>2</sup>
Made unwelcome attempts to draw you into a discussion of sexual matters	No	Yes <sup>2</sup>	Yes <sup>2</sup>
Made offensive remarks about your appearance, body, or sexual activities	No <sup>3</sup>	Yes	Yes <sup>2</sup>
Made gestures or used body language of a sexual nature which embarrassed or offended you	No <sup>3</sup>	Yes	Yes <sup>2</sup>

# Additional Information

<b>Subscale: Unwanted Sexual Attention Harassment</b>			
Made unwanted attempts to establish a romantic sexual relationship with you despite your efforts to discourage it	No <sup>3</sup>	Yes	Yes <sup>2</sup>
Continued to ask you for dates, drinks, dinner, etc. even though you said "No"	No <sup>3</sup>	Yes	Yes <sup>2</sup>
Touched you in a way that made you feel uncomfortable	Yes <sup>4</sup>	Yes	Yes <sup>2</sup>
Made unwanted attempts to stroke, fondle or kiss you	Yes <sup>4</sup>	Yes	Yes
<b>Subscale: Sexual Coercion Harassment</b>			
Made you feel like you were being bribed with a reward to engage in sexual behavior	Yes <sup>4</sup>	Yes	Yes
Made you feel threatened with some sort of retaliation for not being sexually cooperative	Yes <sup>4</sup>	Yes	Yes
Treated you badly for refusing to have sex	No	Yes	Yes
Implied better treatment if you were sexually cooperative	Yes <sup>4</sup>	Yes	Yes

<sup>1</sup> If harassment, stalking, disclosure of intimate visual material, or electronic transmission of visual material depicting a minor.

<sup>2</sup> If totality of circumstances creates a hostile environment.

<sup>3</sup> Unless risen to the level of criminal harassment (Texas Penal Code § 42.07. Harassment) or involves stalking.

<sup>4</sup> If accused should reasonably believe contact will be perceived as offensive or provocative or accused is clergy or mental health professional with client relationship with the victim.

# Additional Information

Student-Perpetrated Sexual Harassment	TX Penal Code	Student Judicial Services	Title IX
Treated you "differently" because of your sex	No	Yes <sup>1</sup>	Yes <sup>2</sup>
Displayed, used, or distributed sexist or suggestive materials	Yes <sup>3</sup>	Yes <sup>1</sup>	Yes <sup>2</sup>
Made offensive sexist remarks	No	Yes <sup>1</sup>	Yes <sup>2</sup>
Put you down or was condescending to you because of your sex	No	Yes <sup>1</sup>	Yes <sup>2</sup>
Repeatedly told sexual stories or jokes that were offensive to you	No <sup>4</sup>	Yes <sup>1</sup>	Yes <sup>2</sup>
Made unwelcome attempts to draw you into a discussion of sexual matters	No	Yes <sup>1</sup>	Yes <sup>2</sup>
Made offensive remarks about your appearance, body, or sexual activities	No <sup>4</sup>	Yes <sup>1</sup>	Yes <sup>2</sup>
Made gestures or used body language of a sexual nature which embarrassed or offended you	No <sup>4</sup>	Yes <sup>1</sup>	Yes <sup>2</sup>
Made unwanted attempts to establish a romantic sexual relationship with you despite your efforts to discourage it	No <sup>4</sup>	Yes <sup>1</sup>	Yes <sup>2</sup>
Sent or posted unwelcome sexual comments, jokes, or pictures by text, email, Facebook, or other electronic means	Yes <sup>3</sup>	Yes <sup>1</sup>	Yes <sup>2</sup>
Spread unwelcome sexual rumors about you by text, email, Facebook, or other electronic means	No <sup>4</sup>	Yes <sup>1</sup>	Yes <sup>2</sup>
Called you gay or lesbian in a negative way by text, email, Facebook, or other electronic means	No <sup>4</sup>	Yes <sup>1</sup>	Yes <sup>2</sup>

<sup>1</sup> If it adversely affects employment or education.

<sup>2</sup> If totality of circumstances creates a hostile environment.

<sup>3</sup> Unless harassment, stalking, disclosure of intimate visual material, or electronic transmission of visual material depicting a minor.

<sup>4</sup> Unless risen to the level of criminal harassment (Texas Penal Code § 42.07. Harassment) or involves stalking.

# Additional Information

Stalking	TX Penal Code <sup>1</sup>	Student Judicial Services <sup>2</sup>	Title IX <sup>3</sup>
Watched or followed you from a distance, or spied on you with a listening device, camera, or global positioning system	Yes	Yes	Yes
Approached you or showed up in places, such as your home, workplace, or school when you didn't want them there	Yes	Yes	Yes
Left strange or potentially threatening items for you to find	Yes	Yes	Yes
Sneaked into your home or car and did things to scare you by letting you know they had been there	Yes	Yes	Yes
Left you unwanted messages (including text or voice messages)	Yes	Yes	Yes
Made unwanted phone calls to you (including hang up calls)	Yes	Yes	Yes
Sent you unwanted emails, instant messages, or sent messages through social media apps	Yes	Yes	Yes
Left you cards, letters, flowers, or presents when they knew you didn't want them to	Yes	Yes	Yes
Made rude or mean comments to you online	Yes	Yes	Yes
Spread rumors about you online, whether they were true or not	Yes	Yes	Yes

86

<sup>1</sup> If behaviors are a pattern of conduct that puts victim in reasonable fear of serious injury, death, or property damage. Applies to whole column.

<sup>2</sup> If behaviors are part of a course of conduct that puts victim in reasonable fear or causes substantial emotional distress. Applies to whole column.

<sup>3</sup> If totality of circumstances creates a hostile environment. Applies to whole column.

# Additional Information

Dating/Domestic Abuse and Violence	TX Penal Code	Student Judicial Services	Title IX <sup>2</sup>
<b>Subscale: Cyber Abuse</b>			
They posted embarrassing photos or other images of you online	No <sup>1</sup>	Yes	Yes
They sent threatening text messages to you	No <sup>3</sup>	Yes	Yes
They wrote nasty things about you on their profile page/timeline (on Facebook, Instagram, etc.)	No <sup>3</sup>	Yes <sup>4</sup>	Yes
They sent you so many messages (like texts, emails, chats) that it made you feel unsafe	Yes	Yes <sup>4</sup>	Yes
They sent you text messages, emails, chats, etc., to have sex or engage in sexual acts with them when they knew you did not want to	Yes	Yes <sup>4</sup>	Yes
They spread rumors about you using a cell phone, web chat, or social networking site (Facebook, Instagram, etc.)	No <sup>1</sup>	Yes <sup>4</sup>	Yes
They used information from your social networking site to harass you or put you down	No <sup>1</sup>	Yes <sup>4</sup>	Yes
<b>Subscale: Psychological Abuse</b>			
Checked up on you by following you, invading your privacy by reading private messages or listening in on calls that were NOT done in a joking or playful manner	No <sup>1</sup>	Yes <sup>4</sup>	Yes
Threatened or intimidated you by destroying something, or threatening to harm you or others that were NOT done in a joking or playful manner	Yes	Yes	Yes
<b>Subscale: Physical Violence</b>			
Shoved, shook, pinched, or scratched you, or pulled your hair	Yes	Yes	Yes
Slapped you	Yes	Yes	Yes
Threw something at you that could hurt you	Yes	Yes	Yes
Bent your fingers or twisted your arm	Yes	Yes	Yes
Hit, punched, kicked, or bit you	Yes	Yes	Yes
Dragged you by your hair, threw you down stairs or out of a car, or threw you around	Yes	Yes	Yes
Beat you up	Yes	Yes	Yes
Burned you, choked you, or tried to strangle or suffocate you	Yes	Yes	Yes
Used or threatened to use a weapon against you	Yes	Yes	Yes

<sup>1</sup> Unless risen to the level of criminal harassment (Texas Penal Code § 42.07. Harassment) or involves stalking.

<sup>2</sup> If totality of circumstances creates a hostile environment. Applies to whole column.

<sup>3</sup> Unless accused threatens imminent bodily injury to person or person's spouse.

<sup>4</sup> If it adversely affects employment or education or if part of course of conduct that would cause reasonable fear for safety or substantial emotional

# Additional Information

Unwanted Sexual Contact	TX Penal Code	Student Judicial Services	Title IX
<b>Subscale: Unwanted Sexual Touching</b>			
Someone kissed you without your consent (but did not attempt sexual penetration) by:			
Telling lies, threatening to end the relationship, threatening to spread rumors about you, making promises you knew were untrue, or continually verbally pressuring you after you said you didn't want to	No <sup>1</sup>	Yes	Yes <sup>2</sup>
Showing displeasure, criticizing your sexuality or attractiveness, getting angry but not using physical force, after you said you didn't want to	No <sup>1</sup>	Yes	Yes <sup>2</sup>
Taking advantage of you when you were too drunk or out of it to stop what was happening	Yes	Yes	Yes <sup>2</sup>
Threatening to physically harm you or someone close to you	Yes	Yes	Yes <sup>2</sup>
Using force, for example holding you down with their body weight, pinning your arms, or having a weapon	Yes	Yes	Yes <sup>2</sup>
Someone fondled or rubbed up against the private areas of your body (lips, breast/chest, crotch, or butt) without your consent by:			
Telling lies, threatening to end the relationship, threatening to spread rumors about you, making promises you knew were untrue, or continually verbally pressuring you after you said you didn't want to	No <sup>1</sup>	Yes	Yes <sup>2</sup>
Showing displeasure, criticizing your sexuality or attractiveness, getting angry but not using physical force, after you said you didn't want to	No <sup>1</sup>	Yes	Yes <sup>2</sup>
Taking advantage of you when you were too drunk or out of it to stop what was happening	Yes	Yes	Yes <sup>2</sup>
Threatening to physically harm you or someone close to you	Yes	Yes	Yes <sup>2</sup>
Using force, for example holding you down with their body weight, pinning your arms, or having a weapon	Yes	Yes	Yes <sup>2</sup>
Someone removed some of your clothing without your consent (but did not attempt penetration) by:			
Telling lies, threatening to end the relationship, threatening to spread rumors about you, making promises you knew were untrue, or continually verbally pressuring you after you said you didn't want to	No <sup>1</sup>	Yes	Yes <sup>2</sup>
Showing displeasure, criticizing your sexuality or attractiveness, getting angry but not using physical force, after you said you didn't want to	No <sup>1</sup>	Yes	Yes <sup>2</sup>
Taking advantage of you when you were too drunk or out of it to stop what was happening	Yes	Yes	Yes <sup>2</sup>
Threatening to physically harm you or someone close to you	Yes	Yes	Yes <sup>2</sup>

# Additional Information

Using force, for example holding you down with their body weight, pinning your arms, or having a weapon.	Yes	Yes	Yes
<b>Subscale: Rape</b>			
Someone had oral sex with you or made you perform oral sex on them without your consent by:			
Telling lies, threatening to end the relationship, threatening to spread rumors about you, making promises you knew were untrue, or continually verbally pressuring you after you said you didn't want to	No <sup>1</sup>	Yes	Yes
Showing displeasure, criticizing your sexuality or attractiveness, getting angry but not using physical force, after you said you didn't want to	No <sup>1</sup>	Yes	Yes
Taking advantage of you when you were too drunk or out of it to stop what was happening	Yes <sup>3</sup>	Yes	Yes
Threatening to physically harm you or someone close to you	Yes	Yes	Yes
Using force, for example holding you down with their body weight, pinning your arms, or having a weapon	Yes	Yes	Yes
Someone put their penis, fingers, or other objects into your vagina without your consent by:			
Telling lies, threatening to end the relationship, threatening to spread rumors about you, making promises you knew were untrue, or continually verbally pressuring you after you said you didn't want to	No <sup>1</sup>	Yes	Yes
Showing displeasure, criticizing your sexuality or attractiveness, getting angry but not using physical force, after you said you didn't want to	No <sup>1</sup>	Yes	Yes
Taking advantage of you when you were too drunk or out of it to stop what was happening	Yes <sup>3</sup>	Yes	Yes
Threatening to physically harm you or someone close to you	Yes	Yes	Yes
Using force, for example holding you down with their body weight, pinning your arms, or having a weapon	Yes	Yes	Yes
Someone put their penis, fingers, or other objects into your butt without your consent by:			
Telling lies, threatening to end the relationship, threatening to spread rumors about you, making promises you knew were untrue, or continually verbally pressuring you after you said you didn't want to	No <sup>1</sup>	Yes	Yes
Showing displeasure, criticizing your sexuality or attractiveness, getting angry but not using physical force, after you said you didn't want to	No <sup>1</sup>	Yes	Yes
Taking advantage of you when you were too drunk or out of it to stop what was happening	Yes <sup>3</sup>	Yes	Yes

# Additional Information

Threatening to physically harm you or someone close to you	Yes	Yes	Yes
Using force, for example holding you down with their body weight, pinning your arms, or having a weapon	Yes	Yes	Yes

## Subscale: Attempted Rape

Even though it didn't happen, someone TRIED to have oral, anal, or vaginal sex with you without your consent by:

Telling lies, threatening to end the relationship, threatening to spread rumors about you, making promises you knew were untrue, or continually verbally pressuring you after you said you didn't want to	No	Yes <sup>4</sup>	Yes <sup>2</sup>
Showing displeasure, criticizing your sexuality or attractiveness, getting angry but not using physical force, after you said you didn't want to	No	Yes <sup>3</sup>	Yes <sup>2</sup>
Taking advantage of you when you were too drunk or out of it to stop what was happening	Yes <sup>3</sup>	Yes	Yes
Threatening to physically harm you or someone close to you	Yes	Yes	Yes
Using force, for example holding you down with their body weight, pinning your arms, or having a weapon	Yes	Yes	Yes

<sup>1</sup> If submitted due only to continued pressure, rather than use of threat of force/violence and/or if accused knew or reasonably should have known person would find act offensive/provocative.

<sup>2</sup> If totality of circumstances creates a hostile environment.

<sup>3</sup> If unconscious, unaware that sexual assault is occurring, physically unable to resist, or actor intentionally administered a substance.

<sup>4</sup> If accused engages in speech, including but not limited to verbal, electronic, or written communication, that is directed to inciting or producing imminent lawless action and is likely to incite or produce such action.

**© 2017**

The University of Texas at Austin  
School of Social Work  
Institute on Domestic Violence & Sexual Assault

**Design by:**

In-House International ([weareinhouse.com](http://weareinhouse.com))

**Art Director:**

Lope Gutierrez-Ruiz

**Senior Designer:**

Carlos Alfredo Castro Lugo

**Typefaces:**

Avenir by Adrian Frutiger (Lineto)  
Alegreya by Juan Pablo del Peral (Huerta Tipográfica)  
Clarendon by Robert Besley, Hermann Eidenbenz, Edouard Hoffmann (Bitstream)



The University of Texas at Austin

**Institute on Domestic Violence  
& Sexual Assault**

*School of Social Work*