
DESIGNATED TUITION REPORT

January 2022



Prepared by
The University of Texas System
Office of Budget and Planning

Report to the Legislature
Pursuant to Rider No. 44, Report Concerning Designated Tuition
SB 1, 87TH Legislature, Regular Session, Page III-273

TABLE OF CONTENTS

| | |
|--|----|
| RIDER 44, SPECIAL PROVISIONS RELATING ONLY TO STATE AGENCIES OF HIGHER EDUCATION | 1 |
| SUMMARY OF DESIGNATED TUITION AT U. T. SYSTEM | 2 |
| COLLECTION AND USE OF DESIGNATED TUITION..... | 2 |
| DESIGNATED TUITION COLLECTED AND USED - BY INSTITUTION | 3 |
| APPENDIX - GLOSSARY OF TERMS | 20 |

For questions concerning this report, contact:
U. T. System Office of Budget and Planning
BudgetandPlanning@utsystem.edu
512.499.4792

The text of Section 44 found in Article III, Senate Bill 1, 87th Legislature, Regular Session, is as follows:

Sec. 44. Report Concerning Designated Tuition.

(a) Not later than January 1, 2022, the governing board of each public institution of higher education that charges students designated tuition under §54.0513, *Education Code*, shall use the appropriations in the Act to report to the legislature, for the 2019-2020 and 2020-2021 academic years:

- (1) the amount the institution has collected in designated tuition;
- (2) the purposes for which the institution spent the money derived from designated tuition and the amount of that money spent for each of those purposes; and
- (3) the amount set aside from designated tuition for resident undergraduate and graduate student assistance under §§56.011 and 56.012, *Education Code* and how these amounts are allocated under the following categories.
 - (i) grants,
 - (ii) scholarships,
 - (iii) work-study programs,
 - (iv) student loans,
 - (v) and student loan repayment assistance.

(b) Reports required by this section shall be delivered to the Lieutenant Governor, the Speaker of the House, the chair of the Senate Finance Committee, the chair of the House Appropriations Committee, and the Legislative Budget Board.

SUMMARY OF DESIGNATED TUITION AT U. T. SYSTEM

BACKGROUND

Section 54.0513 of the *Texas Education Code*, as amended by the 78th Legislature in 2003, authorizes the governing board of an institution of higher education, under terms the governing board considers appropriate, to charge any student “an amount designated as tuition that the governing board considers necessary for the effective operation of the institution.” Historically, changes to this tuition, known as designated tuition, have been authorized by The University of Texas System Board of Regents (U. T. Regents) only after careful consultation with students, faculty, and other constituencies.

Prior to the changes authorized by the 78th Legislature, governing boards were given authority to set the designated tuition rate at an amount not to exceed the statutory tuition rate. Constrained by relatively flat state funding and facing significant enrollment growth, most U. T. academic institutions were at or near the limit of \$46 per semester credit hour (SCH) in FY 2003. With the changes by the 78th Legislature, institutions were allowed to exceed the statutory tuition rate.

To help ensure affordability for all Texans, the 78th Legislature mandated financial aid set-asides through Sections 56.011 and 56.012 of the *Texas Education Code*. For designated tuition in excess of \$46 per SCH, these provisions currently require a minimum of fifteen percent of resident undergraduate and resident graduate designated tuition be dedicated to providing financial assistance for students.

COLLECTION AND USE OF DESIGNATED TUITION

Article III, Section 44(a) of Senate Bill 1, 87th Legislature, Regular Session, requires a report on the amount of designated tuition collected by an institution, the amounts and purposes for which those collections were expended, and the amount set-aside from designated tuition for resident undergraduate and graduate student assistance under Sections 56.011 and 56.012, *Texas Education Code*. U. T. academic institutions have collected \$1.4 billion of designated tuition for FY 2020 and \$1.5 billion for FY 2021. U. T. health-related institutions have collected \$92 million for FY 2020 and \$101 million for FY 2021. The amounts reported as collected include the non-cash annual financial report adjustments related to statutory exemptions and Texas Tomorrow Fund discounts.

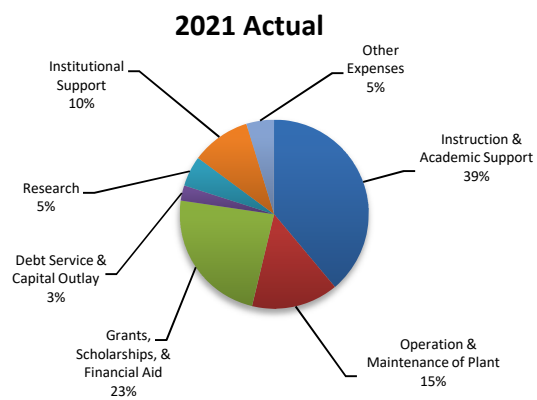
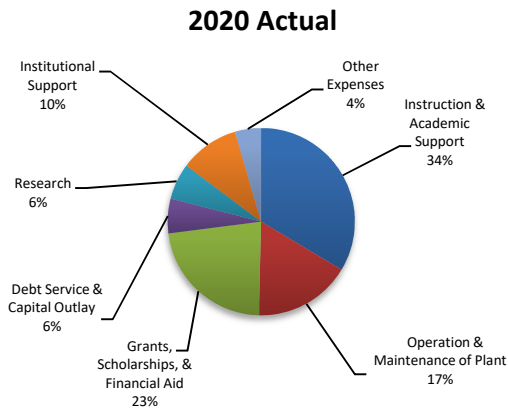
The uses of designated tuition by the U. T. System have been categorized into seven principal areas: (1) Instruction and Academic Support, (2) Operation and Maintenance of Plant, (3) Grants, Scholarships and Financial Aid, (4) Debt Service and Capital Outlay, (5) Research, (6) Institutional Support, and (7) Other Expenses. Summaries for U. T. general academic and health-related institutions along with detailed information for each U. T. institution can be found beginning on page 3. A glossary of terms can be found in the Appendix to this report.

**DESIGNATED TUITION COLLECTED
AND USED - BY INSTITUTION**

Table 1

The University of Texas System General Academic Institutions
Designated Tuition Collected and Used
For the Years Ended August 31, 2020 and 2021

| | 2020 Actual | 2021 Actual |
|---|-------------------------|-------------------------|
| Designated Tuition Collected | \$ <u>1,407,810,582</u> | \$ <u>1,542,854,336</u> |
| Uses: | | |
| Instruction & Academic Support | 460,620,002 | 563,912,425 |
| Operation & Maintenance of Plant | 230,760,653 | 215,251,464 |
| Grants, Scholarships, & Financial Aid | 309,438,728 | 341,393,299 |
| Debt Service & Capital Outlay | 81,722,822 | 37,515,872 |
| Research | 85,804,266 | 75,552,377 |
| Institutional Support | 141,079,428 | 146,854,925 |
| Other Expenses | 62,008,528 | 68,854,101 |
| Total Uses | <u>1,371,434,427</u> | <u>1,449,334,463</u> |
| Excess (Deficiency) of Collections over Uses | <u>\$ 36,376,154</u> | <u>\$ 93,519,873</u> |
| Tuition Set-asides for Resident Undergraduates and Graduates (<i>Texas Education Code</i> Sections 56.011 & 56.012): | | |
| Grants | \$ 49,841,673 | \$ 66,268,206 |
| Scholarships | 77,591,980 | 86,441,056 |
| Work-study Programs | 3,122,329 | 1,998,477 |
| Student Loans | - | - |
| Student Loan Repayment Assistance | - | - |
| Total | <u>\$ 130,555,982</u> | <u>\$ 154,707,739</u> |

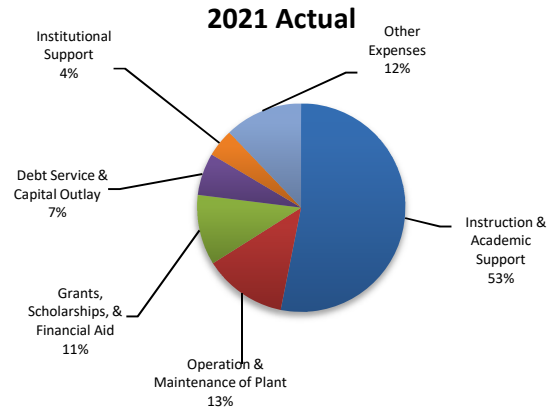
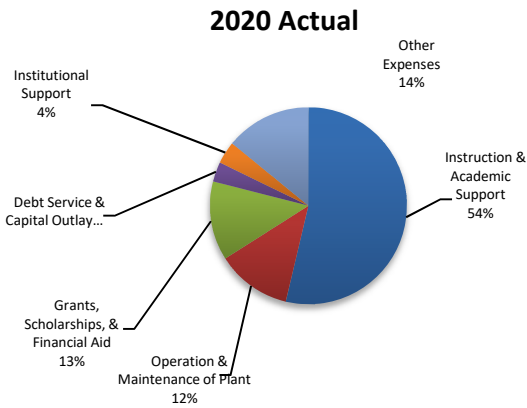


A Glossary of Terms is included as an Appendix.

Table 2

The University of Texas System Health-Related Institutions
Designated Tuition Collected and Used
For the Years Ended August 31, 2020 and 2021

| | 2020 Actual | 2021 Actual |
|---|----------------------|-----------------------|
| Designated Tuition Collected | \$ <u>91,587,411</u> | \$ <u>101,325,677</u> |
| Uses: | | |
| Instruction & Academic Support | 49,195,251 | 51,927,205 |
| Operation & Maintenance of Plant | 11,245,066 | 12,606,405 |
| Grants, Scholarships, & Financial Aid | 11,886,567 | 10,626,039 |
| Debt Service & Capital Outlay | 2,957,140 | 6,386,010 |
| Research | - | - |
| Institutional Support | 3,380,262 | 4,230,670 |
| Other Expenses | 12,905,327 | 11,895,667 |
| Total Uses | <u>91,569,614</u> | <u>97,671,996</u> |
| Excess (Deficiency) of Collections over Uses | <u>\$ 17,798</u> | <u>\$ 3,653,681</u> |
| Tuition Set-asides for Resident Undergraduates and Graduates (<i>Texas Education Code</i> Sections 56.011 & 56.012): | | |
| Grants | \$ 18,613 | \$ 33,730 |
| Scholarships | 10,175,771 | 10,611,404 |
| Work-study Programs | - | - |
| Student Loans | - | - |
| Student Loan Repayment Assistance | - | - |
| Total | <u>\$ 10,194,384</u> | <u>\$ 10,645,134</u> |

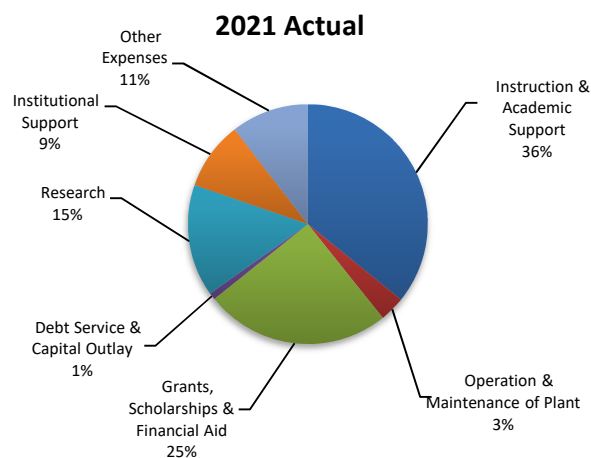
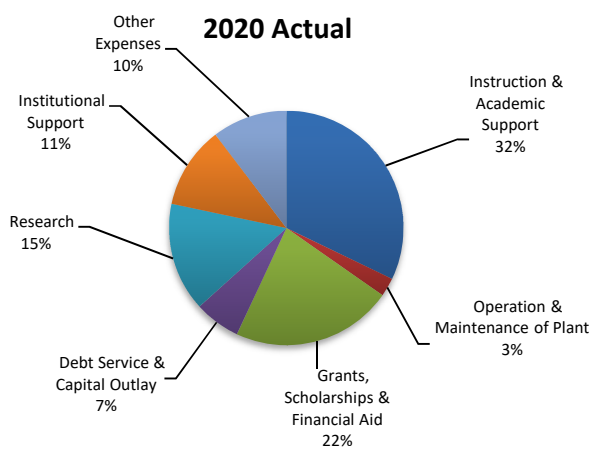


A Glossary of Terms is included as an Appendix.

Table 3

The University of Texas at Arlington
Designated Tuition Collected and Used
For the Years Ended August 31, 2020 and 2021

| | 2020 Actual | 2021 Actual |
|---|-----------------------|-----------------------|
| Designated Tuition Collected | \$ <u>230,514,452</u> | \$ <u>236,831,438</u> |
| Uses: | | |
| Instruction & Academic Support | 74,180,324 | 84,903,389 |
| Operation & Maintenance of Plant | 5,868,795 | 8,064,906 |
| Grants, Scholarships & Financial Aid | 51,144,956 | 59,289,836 |
| Debt Service & Capital Outlay | 14,766,929 | 2,133,896 |
| Research | 34,570,939 | 35,730,890 |
| Institutional Support | 26,170,735 | 21,878,762 |
| Other Expenses | 23,811,774 | 24,829,759 |
| Total Uses | <u>230,514,452</u> | <u>236,831,438</u> |
| Excess (Deficiency) of Collections over Uses | <u>\$ -</u> | <u>\$ -</u> |
| Tuition Set-asides for Resident Undergraduates and Graduates (<i>Texas Education Code</i> Sections 56.011 & 56.012): | | |
| Grants | \$ - | \$ - |
| Scholarships | 20,068,218 | 23,596,030 |
| Work-study Programs | - | - |
| Student Loans | - | - |
| Student Loan Repayment Assistance | - | - |
| Total | <u>\$ 20,068,218</u> | <u>\$ 23,596,030</u> |

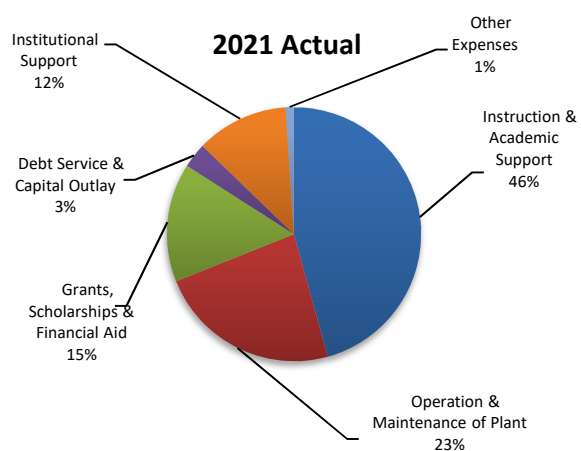
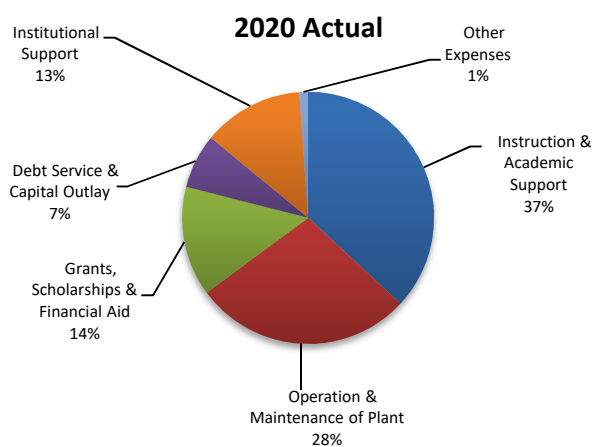


A Glossary of Terms is included as an Appendix.

Table 4

The University of Texas at Austin
Designated Tuition Collected and Used
For the Years Ended August 31, 2020 and 2021

| | 2020 Actual | 2021 Actual |
|---|----------------------|----------------------|
| Designated Tuition Collected | \$ 420,689,665 | \$ 510,531,725 |
| Uses: | | |
| Instruction & Academic Support | 155,274,737 | 233,471,291 |
| Operation & Maintenance of Plant | 117,716,843 | 118,455,600 |
| Grants, Scholarships & Financial Aid | 59,140,390 | 77,186,807 |
| Debt Service & Capital Outlay | 29,466,194 | 15,992,493 |
| Research | - | - |
| Institutional Support | 54,214,656 | 60,093,811 |
| Other Expenses | 4,876,845 | 5,331,723 |
| Total Uses | <u>420,689,665</u> | <u>510,531,725</u> |
| Excess (Deficiency) of Collections over Uses | <u>\$ -</u> | <u>\$ -</u> |
| Tuition Set-asides for Resident Undergraduates and Graduates (<i>Texas Education Code</i> Sections 56.011 & 56.012): | | |
| Grants | \$ 35,392,879 | \$ 48,156,248 |
| Scholarships | - | - |
| Work-study Programs | 28,126 | 28,496 |
| Student Loans | - | - |
| Student Loan Repayment Assistance | - | - |
| Total | <u>\$ 35,421,005</u> | <u>\$ 48,184,744</u> |

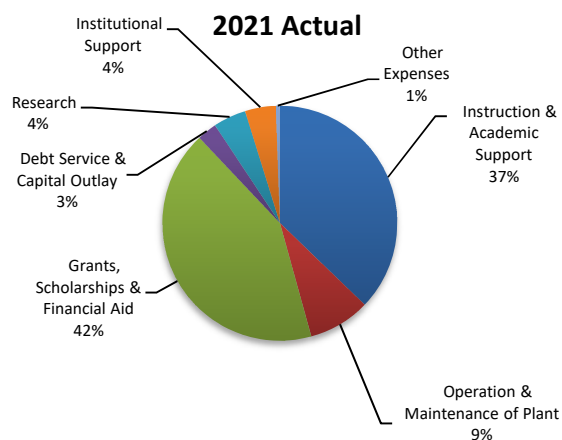
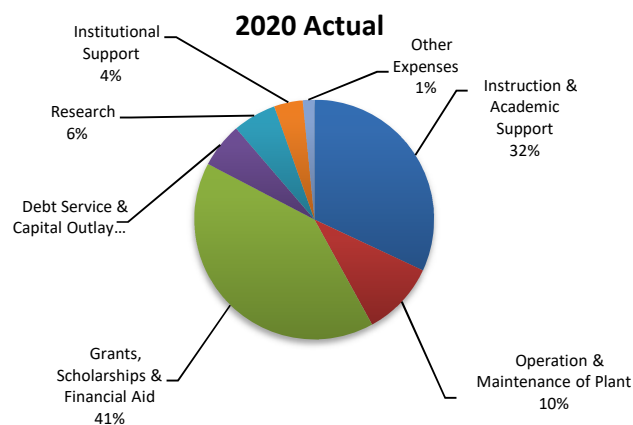


A Glossary of Terms is included as an Appendix.

Table 5

The University of Texas at Dallas
Designated Tuition Collected and Used
For the Years Ended August 31, 2020 and 2021

| | 2020 Actual | 2021 Actual |
|---|-----------------------|-----------------------|
| Designated Tuition Collected | \$ <u>273,714,307</u> | \$ <u>269,026,815</u> |
| Uses: | | |
| Instruction & Academic Support | 85,741,323 | 92,755,368 |
| Operation & Maintenance of Plant | 26,863,015 | 21,240,729 |
| Grants, Scholarships & Financial Aid | 109,043,990 | 105,404,530 |
| Debt Service & Capital Outlay | 16,151,825 | 6,874,082 |
| Research | 15,753,616 | 11,254,323 |
| Institutional Support | 10,353,174 | 10,542,051 |
| Other Expenses | 4,162,404 | 1,381,689 |
| Total Uses | <u>268,069,347</u> | <u>249,452,772</u> |
| Excess (Deficiency) of Collections over Uses | <u>\$ 5,644,960</u> | <u>\$ 19,574,043</u> |
| Tuition Set-asides for Resident Undergraduates and Graduates (<i>Texas Education Code</i> Sections 56.011 & 56.012): | | |
| Grants | \$ - | \$ - |
| Scholarships | 25,033,346 | 27,729,646 |
| Work-study Programs | - | - |
| Student Loans | - | - |
| Student Loan Repayment Assistance | - | - |
| Total | <u>\$ 25,033,346</u> | <u>\$ 27,729,646</u> |

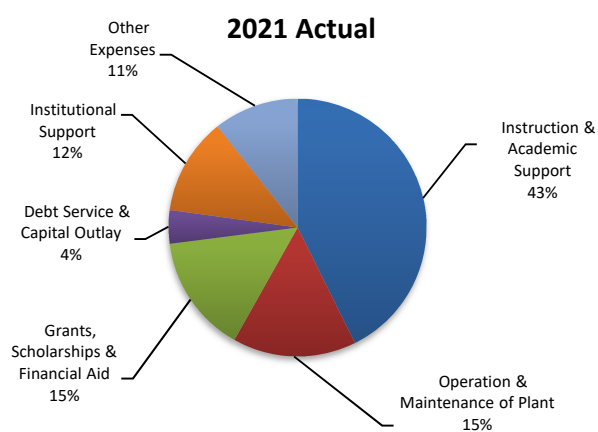
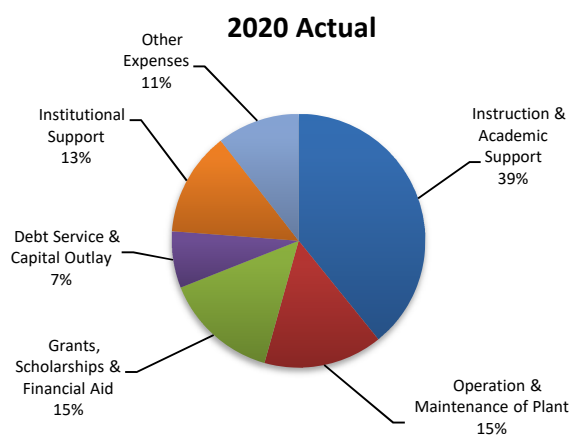


A Glossary of Terms is included as an Appendix.

Table 6

The University of Texas at El Paso
Designated Tuition Collected and Used
For the Years Ended August 31, 2020 and 2021

| | 2020 Actual | 2021 Actual |
|---|-----------------------|-----------------------|
| Designated Tuition Collected | \$ <u>113,057,881</u> | \$ <u>114,478,598</u> |
| Uses: | | |
| Instruction & Academic Support | 43,652,804 | 48,711,238 |
| Operation & Maintenance of Plant | 16,880,644 | 17,661,089 |
| Grants, Scholarships & Financial Aid | 16,293,236 | 16,937,943 |
| Debt Service & Capital Outlay | 8,047,762 | 4,794,461 |
| Research | - | - |
| Institutional Support | 14,779,587 | 13,859,702 |
| Other Expenses | 11,729,411 | 12,178,186 |
| Total Uses | <u>111,383,445</u> | <u>114,142,620</u> |
| Excess (Deficiency) of Collections over Uses | <u>\$ 1,674,436</u> | <u>\$ 335,978</u> |
| Tuition Set-asides for Resident Undergraduates and Graduates (<i>Texas Education Code</i> Sections 56.011 & 56.012): | | |
| Grants | \$ - | \$ - |
| Scholarships | 11,277,551 | 12,176,058 |
| Work-study Programs | 700,000 | 530,000 |
| Student Loans | - | - |
| Student Loan Repayment Assistance | - | - |
| Total | <u>\$ 11,977,551</u> | <u>\$ 12,706,058</u> |

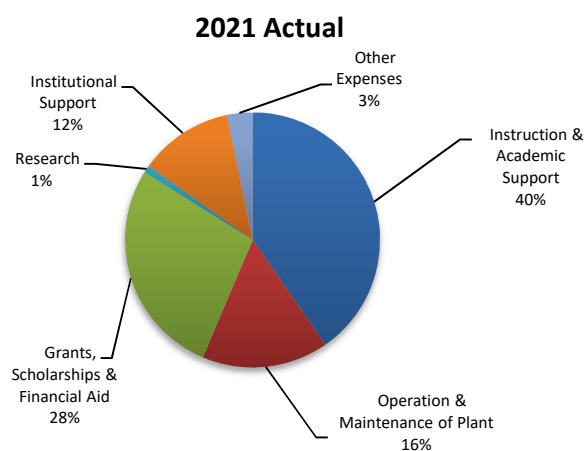
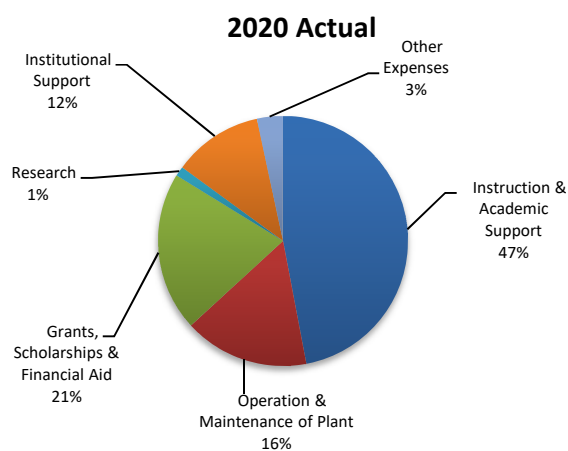


A Glossary of Terms is included as an Appendix.

Table 7

The University of Texas Permian Basin
Designated Tuition Collected and Used
For the Years Ended August 31, 2020 and 2021

| | 2020 Actual | 2021 Actual |
|---|----------------------|----------------------|
| Designated Tuition Collected | \$ <u>19,223,817</u> | \$ <u>21,358,804</u> |
| Uses: | | |
| Instruction & Academic Support | 9,466,922 | 7,480,472 |
| Operation & Maintenance of Plant | 3,259,663 | 2,975,843 |
| Grants, Scholarships & Financial Aid | 4,146,511 | 5,111,364 |
| Debt Service & Capital Outlay | - | - |
| Research | 251,472 | 168,609 |
| Institutional Support | 2,330,583 | 2,208,935 |
| Other Expenses | 680,504 | 604,678 |
| Total Uses | <u>20,135,655</u> | <u>18,549,901</u> |
| Excess (Deficiency) of Collections over Uses | \$ <u>(911,838)</u> | \$ <u>2,808,903</u> |
| Tuition Set-asides for Resident Undergraduates and Graduates (<i>Texas Education Code</i> Sections 56.011 & 56.012): | | |
| Grants | \$ - | \$ - |
| Scholarships | 2,013,338 | 2,212,750 |
| Work-study Programs | - | - |
| Student Loans | - | - |
| Student Loan Repayment Assistance | - | - |
| Total | <u>\$ 2,013,338</u> | <u>\$ 2,212,750</u> |

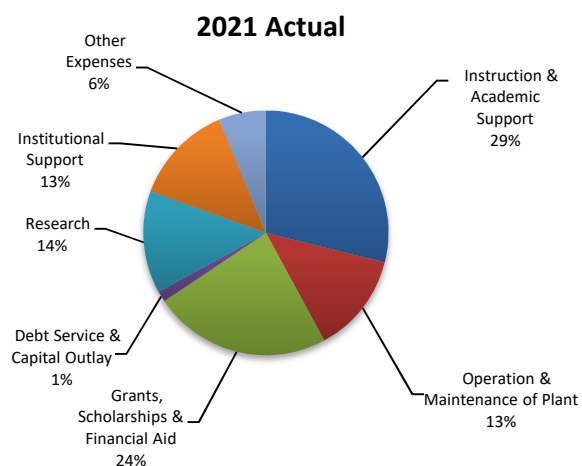
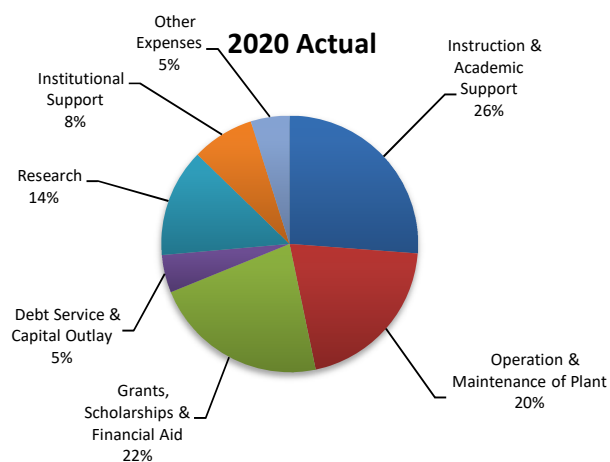


A Glossary of Terms is included as an Appendix.

Table 8

The University of Texas Rio Grande Valley
Designated Tuition Collected and Used
For the Years Ended August 31, 2020 and 2021

| | 2020 Actual | 2021 Actual |
|---|-----------------------------|-----------------------------|
| Designated Tuition Collected | \$ <u>152,714,425</u> | \$ <u>173,472,068</u> |
| Uses: | | |
| Instruction & Academic Support | 35,392,104 | 39,293,578 |
| Operation & Maintenance of Plant | 27,761,657 | 17,931,439 |
| Grants, Scholarships & Financial Aid | 29,874,597 | 31,948,530 |
| Debt Service & Capital Outlay | 6,437,061 | 1,965,620 |
| Research | 18,391,987 | 18,310,111 |
| Institutional Support | 10,652,682 | 17,993,774 |
| Other Expenses | 6,601,775 | 8,539,474 |
| Total Uses | <u>135,111,863</u> | <u>135,982,526</u> |
| Excess (Deficiency) of Collections over Uses | \$ <u><u>17,602,562</u></u> | \$ <u><u>37,489,542</u></u> |
| | | |
| Tuition Set-asides for Resident Undergraduates and Graduates (<i>Texas Education Code</i> Sections 56.011 & 56.012): | | |
| Grants | \$ 14,448,794 | \$ 18,111,958 |
| Scholarships | 600,046 | 575,323 |
| Work-study Programs | 969,203 | 14,981 |
| Student Loans | - | - |
| Student Loan Repayment Assistance | - | - |
| Total | <u>\$ 16,018,043</u> | <u>\$ 18,702,262</u> |

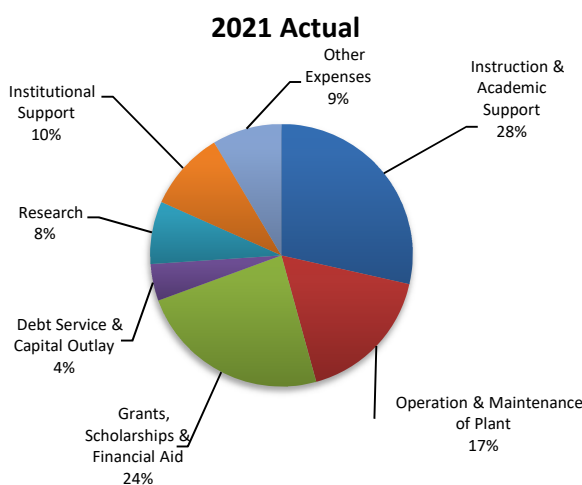
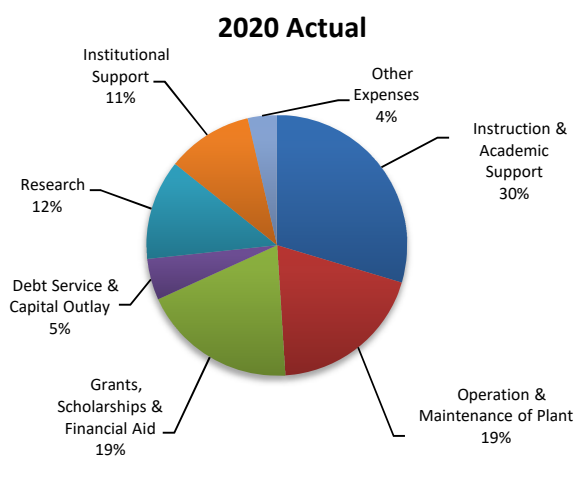


A Glossary of Terms is included as an Appendix.

Table 9

The University of Texas at San Antonio
Designated Tuition Collected and Used
For the Years Ended August 31, 2020 and 2021

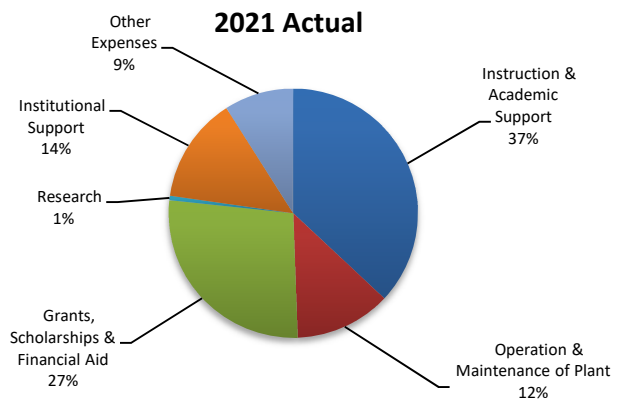
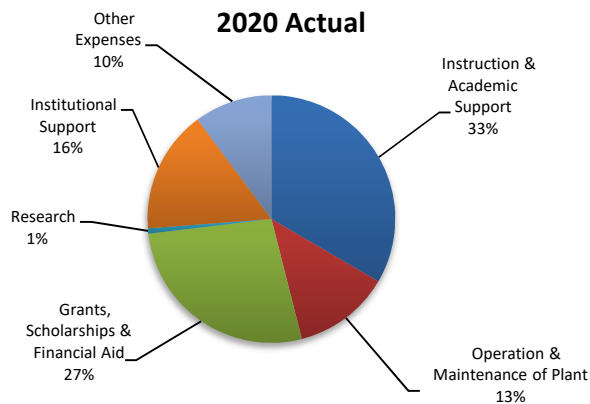
| | 2020 Actual | 2021 Actual |
|---|-----------------------|-----------------------|
| Designated Tuition Collected | \$ <u>150,162,534</u> | \$ <u>166,483,152</u> |
| Uses: | | |
| Instruction & Academic Support | 39,438,173 | 36,125,744 |
| Operation & Maintenance of Plant | 25,798,048 | 21,763,516 |
| Grants, Scholarships & Financial Aid | 25,619,136 | 29,925,435 |
| Debt Service & Capital Outlay | 6,853,051 | 5,755,320 |
| Research | 16,470,125 | 9,748,052 |
| Institutional Support | 14,201,740 | 12,414,529 |
| Other Expenses | 4,821,764 | 10,822,385 |
| Total Uses | <u>133,202,037</u> | <u>126,554,981</u> |
| Excess (Deficiency) of Collections over Uses | <u>\$ 16,960,497</u> | <u>\$ 39,928,171</u> |
| Tuition Set-asides for Resident Undergraduates and Graduates (<i>Texas Education Code</i> Sections 56.011 & 56.012): | | |
| Grants | \$ - | \$ - |
| Scholarships | 13,931,192 | 15,693,718 |
| Work-study Programs | 1,425,000 | 1,425,000 |
| Student Loans | - | - |
| Student Loan Repayment Assistance | - | - |
| Total | <u>\$ 15,356,192</u> | <u>\$ 17,118,718</u> |



A Glossary of Terms is included as an Appendix.

The University of Texas at Tyler
Designated Tuition Collected and Used
For the Years Ended August 31, 2020 and 2021

| | 2020 Actual | 2021 Actual |
|---|-----------------------|-----------------------|
| Designated Tuition Collected | \$ <u>47,733,501</u> | \$ <u>50,671,736</u> |
| Uses: | | |
| Instruction & Academic Support | 17,473,615 | 21,171,345 |
| Operation & Maintenance of Plant | 6,611,987 | 7,158,342 |
| Grants, Scholarships & Financial Aid | 14,175,912 | 15,588,854 |
| Debt Service & Capital Outlay | - | - |
| Research | 366,127 | 340,392 |
| Institutional Support | 8,376,270 | 7,863,361 |
| Other Expenses | 5,324,051 | 5,166,207 |
| Total Uses | <u>52,327,963</u> | <u>57,288,500</u> |
| Excess (Deficiency) of Collections over Uses | <u>\$ (4,594,463)</u> | <u>\$ (6,616,764)</u> |
| Tuition Set-asides for Resident Undergraduates and Graduates (<i>Texas Education Code</i> Sections 56.011 & 56.012): | | |
| Grants | \$ - | \$ - |
| Scholarships | 4,668,289 | 4,457,531 |
| Work-study Programs | - | - |
| Student Loans | - | - |
| Student Loan Repayment Assistance | - | - |
| Total | <u>\$ 4,668,289</u> | <u>\$ 4,457,531</u> |

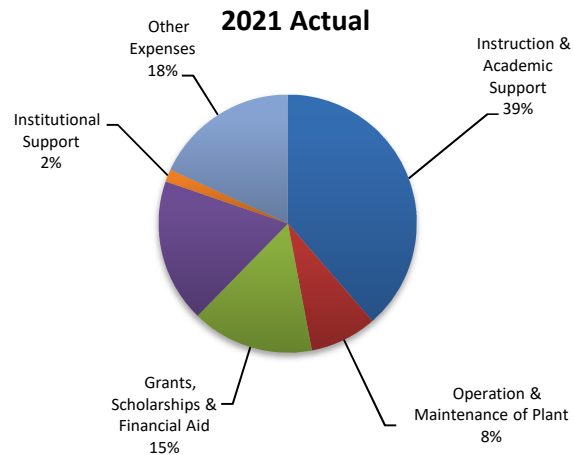
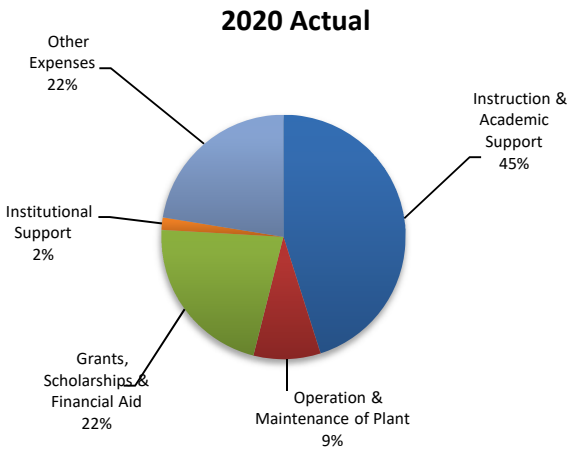


A Glossary of Terms is included as an Appendix.

The University of Texas Southwestern Medical Center

**Designated Tuition Collected and Used
For the Years Ended August 31, 2020 and 2021**

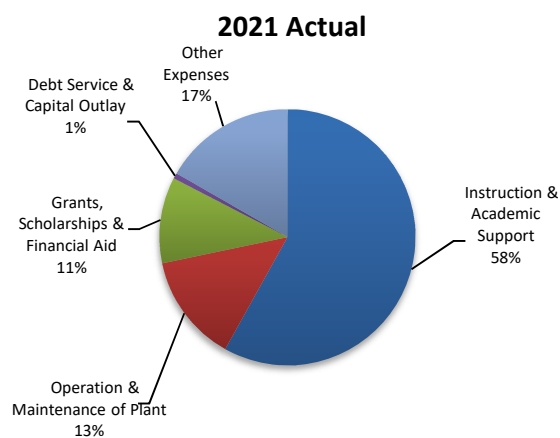
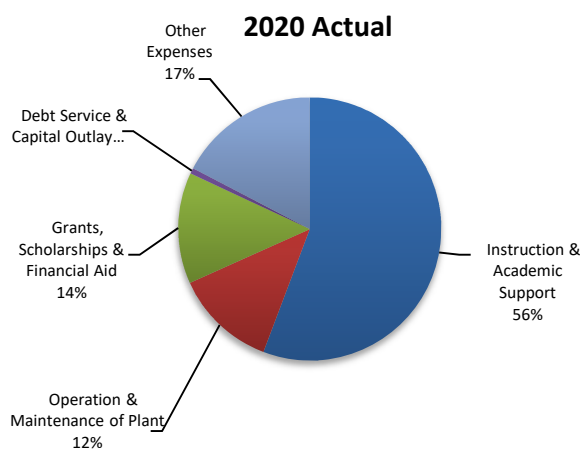
| | 2020 Actual | 2021 Actual |
|---|----------------------|----------------------|
| Designated Tuition Collected | \$ <u>17,910,099</u> | \$ <u>18,904,811</u> |
| Uses: | | |
| Instruction & Academic Support | 8,079,375 | 7,307,304 |
| Operation & Maintenance of Plant | 1,583,813 | 1,583,813 |
| Grants, Scholarships & Financial Aid | 3,935,613 | 2,887,694 |
| Debt Service & Capital Outlay | - | 3,400,198 |
| Research | - | - |
| Institutional Support | 291,800 | 291,800 |
| Other Expenses | 4,019,497 | 3,434,002 |
| Total Uses | <u>17,910,099</u> | <u>18,904,811</u> |
| Excess (Deficiency) of Collections over Uses | <u>\$ 0</u> | <u>\$ 0</u> |
| Tuition Set-asides for Resident Undergraduates and Graduates (<i>Texas Education Code</i> Sections 56.011 & 56.012): | | |
| Grants | \$ - | \$ - |
| Scholarships | 2,165,509 | 2,140,087 |
| Work-study Programs | - | - |
| Student Loans | - | - |
| Student Loan Repayment Assistance | - | - |
| Total | <u>\$ 2,165,509</u> | <u>\$ 2,140,087</u> |



A Glossary of Terms is included as an Appendix.

The University of Texas Medical Branch at Galveston
Designated Tuition Collected and Used
For the Years Ended August 31, 2020 and 2021

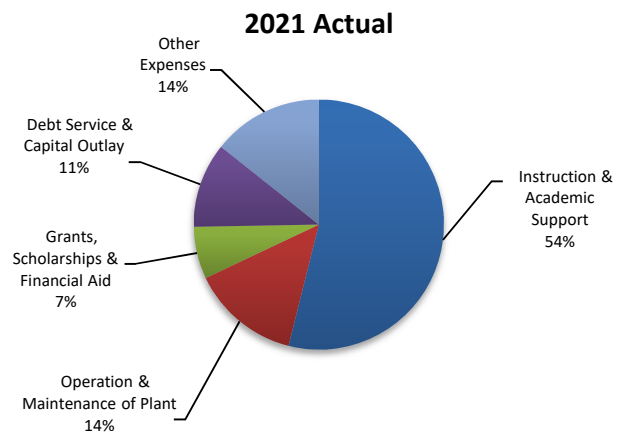
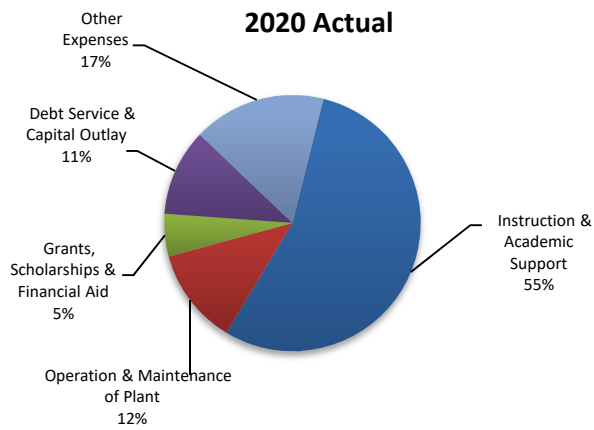
| | 2020 Actual | 2021 Actual |
|---|----------------------|----------------------|
| Designated Tuition Collected | \$ <u>25,704,815</u> | \$ <u>27,384,412</u> |
| Uses: | | |
| Instruction & Academic Support | 14,323,570 | 15,907,574 |
| Operation & Maintenance of Plant | 3,230,608 | 3,728,462 |
| Grants, Scholarships & Financial Aid | 3,507,413 | 2,981,107 |
| Debt Service & Capital Outlay | 178,233 | 192,877 |
| Research | - | - |
| Institutional Support | - | - |
| Other Expenses | 4,464,991 | 4,574,391 |
| Total Uses | <u>25,704,815</u> | <u>27,384,412</u> |
| Excess (Deficiency) of Collections over Uses | <u>\$ -</u> | <u>\$ -</u> |
| Tuition Set-asides for Resident Undergraduates and Graduates (<i>Texas Education Code</i> Sections 56.011 & 56.012): | | |
| Grants | \$ - | \$ - |
| Scholarships | 2,445,281 | 2,516,416 |
| Work-study Programs | - | - |
| Student Loans | - | - |
| Student Loan Repayment Assistance | - | - |
| Total | <u>\$ 2,445,281</u> | <u>\$ 2,516,416</u> |



A Glossary of Terms is included as an Appendix.

The University of Texas Health Science Center at Houston
Designated Tuition Collected and Used
For the Years Ended August 31, 2020 and 2021

| | 2020 Actual | 2021 Actual |
|---|-----------------------------|--------------------------------|
| Designated Tuition Collected | \$ <u>25,358,774</u> | \$ <u>29,002,490</u> |
| Uses: | | |
| Instruction & Academic Support | 13,869,707 | 13,723,515 |
| Operation & Maintenance of Plant | 3,085,389 | 3,587,101 |
| Grants, Scholarships & Financial Aid | 1,361,061 | 1,720,599 |
| Debt Service & Capital Outlay | 2,778,907 | 2,792,935 |
| Research | - | - |
| Institutional Support | - | - |
| Other Expenses | 4,247,606 | 3,645,441 |
| Total Uses | <u>25,342,670</u> | <u>25,469,591</u> |
| Excess (Deficiency) of Collections over Uses | \$ <u><u>16,104</u></u> | \$ <u><u>3,532,899</u></u> |
| Tuition Set-asides for Resident Undergraduates and Graduates (<i>Texas Education Code</i> Sections 56.011 & 56.012): | | |
| Grants | \$ - | \$ - |
| Scholarships | 2,492,523 | 2,931,193 |
| Work-study Programs | - | - |
| Student Loans | - | - |
| Student Loan Repayment Assistance | - | - |
| Total | <u>2,492,523</u> | <u>2,931,193</u> |

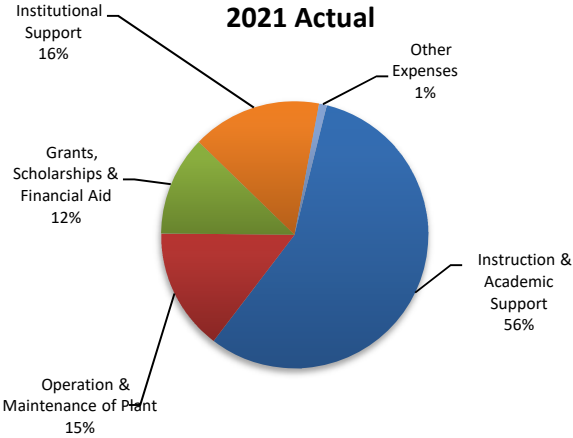
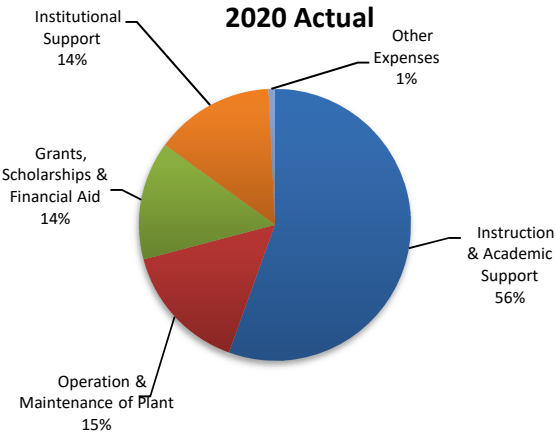


A Glossary of Terms is included as an Appendix.

The University of Texas Health Science Center at San Antonio

**Designated Tuition Collected and Used
For the Years Ended August 31, 2020 and 2021**

| | 2020 Actual | 2021 Actual |
|---|----------------------|----------------------|
| Designated Tuition Collected | \$ <u>21,755,847</u> | \$ <u>25,075,020</u> |
| Uses: | | |
| Instruction & Academic Support | 12,076,438 | 14,163,580 |
| Operation & Maintenance of Plant | 3,345,256 | 3,707,029 |
| Grants, Scholarships & Financial Aid | 3,072,458 | 3,023,708 |
| Debt Service & Capital Outlay | - | - |
| Research | - | - |
| Institutional Support | 3,088,462 | 3,938,870 |
| Other Expenses | 173,233 | 241,833 |
| Total Uses | <u>21,755,847</u> | <u>25,075,020</u> |
| Excess (Deficiency) of Collections over Uses | <u>\$ -</u> | <u>\$ -</u> |
| Tuition Set-asides for Resident Undergraduates and Graduates (<i>Texas Education Code</i> Sections 56.011 & 56.012): | | |
| Grants | \$ - | \$ - |
| Scholarships | 3,072,458 | 3,023,708 |
| Work-study Programs | - | - |
| Student Loans | - | - |
| Student Loan Repayment Assistance | - | - |
| Total | <u>\$ 3,072,458</u> | <u>\$ 3,023,708</u> |




A Glossary of Terms is included as an Appendix.

The University of Texas M. D. Anderson Cancer Center

**Designated Tuition Collected and Used
For the Years Ended August 31, 2020 and 2021**


| | 2020 Actual | 2021 Actual |
|---|------------------------|--------------------------|
| Designated Tuition Collected | \$ <u>653,236</u> | \$ <u>682,007</u> |
| Uses: | | |
| Instruction & Academic Support | 651,543 | 561,226 |
| Operation & Maintenance of Plant | - | - |
| Grants, Scholarships & Financial Aid | - | - |
| Debt Service & Capital Outlay | - | - |
| Research | - | - |
| Institutional Support | - | - |
| Other Expenses | - | - |
| Total Uses | <u>651,543</u> | <u>561,226</u> |
| Excess (Deficiency) of Collections over Uses | \$ <u><u>1,693</u></u> | \$ <u><u>120,782</u></u> |
| Tuition Set-asides for Resident Undergraduates and Graduates (<i>Texas Education Code</i> Sections 56.011 & 56.012): | | |
| Grants | \$ 8,591 | \$ 20,799 |
| Scholarships | - | - |
| Work-study Programs | - | - |
| Student Loans | - | - |
| Student Loan Repayment Assistance | - | - |
| Total | <u><u>8,591</u></u> | <u><u>20,799</u></u> |

2020 Actual



Instruction & Academic Support
100%

2021 Actual

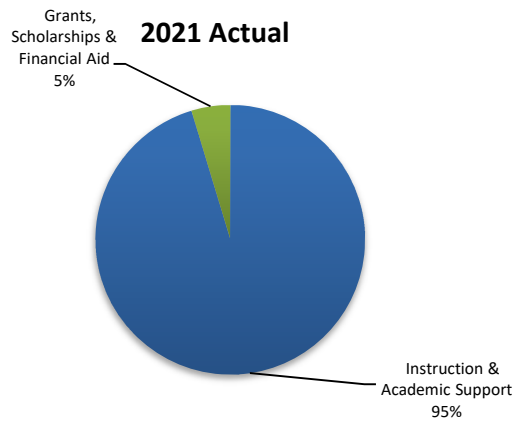
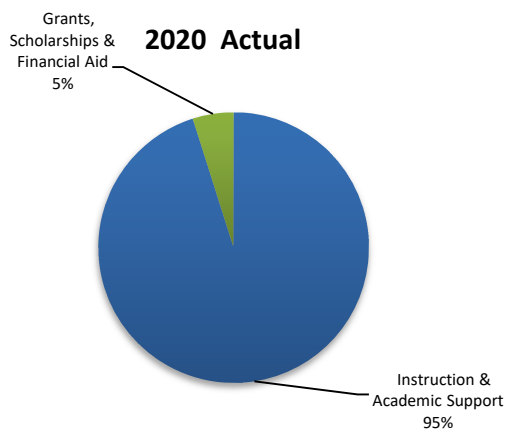


Instruction & Academic Support
100%

A Glossary of Terms is included as an Appendix.

The University of Texas Health Science Center at Tyler
Designated Tuition Collected and Used
For the Years Ended August 31, 2020 and 2021

| | 2020 Actual | 2021 Actual |
|---|-------------------|-------------------|
| Designated Tuition Collected | \$ <u>204,640</u> | \$ <u>276,937</u> |
| Uses: | | |
| Instruction & Academic Support | 194,618 | 264,006 |
| Operation & Maintenance of Plant | - | - |
| Grants, Scholarships & Financial Aid | 10,022 | 12,931 |
| Debt Service & Capital Outlay | - | - |
| Research | - | - |
| Institutional Support | - | - |
| Other Expenses | - | - |
| Total Uses | <u>204,640</u> | <u>276,937</u> |
| Excess (Deficiency) of Collections over Uses | <u>\$ -</u> | <u>\$ -</u> |
| Tuition Set-asides for Resident Undergraduates and Graduates (<i>Texas Education Code</i> Sections 56.011 & 56.012): | | |
| Grants | \$ 10,022 | \$ 12,931 |
| Scholarships | - | - |
| Work-study Programs | - | - |
| Student Loans | - | - |
| Student Loan Repayment Assistance | - | - |
| Total | <u>\$ 10,022</u> | <u>\$ 12,931</u> |



A Glossary of Terms is included as an Appendix.

APPENDIX - GLOSSARY OF TERMS

GLOSSARY OF TERMS

Designated Tuition Collected: Represents all tuition collected under Section 54.0513, *Texas Education Code*. This includes tuition above and below the prior law's statutory cap of \$46 per semester credit hour and includes mandatory set-asides required by Sections 56.011 and 56.012, *Texas Education Code*. Revenue recognized related to statutory exemptions and Texas Tomorrow Fund discounts in the institutions' annual financial reports is included even though no cash is received.

Instruction and Academic Support: Expenditures for salaries, wages, and all other costs related to those engaged in the teaching function and academic department leadership (e.g. academic deans' offices). Elements include teaching equipment, the salaries of faculty, teaching assistants, lecturers, and the operating cost of instructional departments. Library materials, related salaries, and operating costs are also included as are costs associated with academic computing support.

Operation and Maintenance of Plant: Expenditures for the operation and maintenance of the physical plant including all expenditures for operations established to provide services and maintenance related to grounds and facilities. Also included is fire protection, property insurance, and similar items. Specifically included are salaries, wages, supplies, materials, and other expenses necessary to keep each building in good repair and usable condition. Also includes utilities and expenses necessary to keep the buildings in a clean and sanitary condition, provide upkeep of all lands designated as campus property (improved and unimproved) not occupied by actual buildings.

Grants, Scholarships and Financial Aid: Expenditures for grants, scholarships, and financial aid in the form of grants to students resulting from selection by the institution or from an entitlement program. Expenditures of Tuition Set-Asides for Resident Undergraduates and Graduates required by Sections 56.011 and 56.012, *Texas Education Code*, are a component of this category. Tuition exemptions and Texas Tomorrow Fund discounts recognized for the institutions' annual financial reports are also included.

Debt Service and Capital Outlay: Reflects debt service activity including both the principal and interest portions of mandatory debt service transfers under the U. T. System Revenue Financing System. Also included are funds used for major repair, rehabilitation, and renovation of existing buildings and facilities, as well as funds to supplement major capital projects.

Institutional Support: Includes expenditures for salaries and wages and other costs associated with central executive-level activities concerned with management and long-range planning for the entire institution.

Research: Includes expenditures for salaries and wages and other costs associated with the support of institutionally sponsored research conducted by faculty members.

Other Expenses: Includes expenditures for non-instructional services beneficial to individuals and groups external to the institution (i.e. community or public service), salaries and wages and other costs associated with the support of research conducted by faculty members, and non-operating expenses not directly associated with the primary missions of U. T. System institutions and not included in another category. Expenditures for administrative activities providing benefit to students such as admissions and registrar functions (i.e. student services). Similarly, this category also may include student activities and organizations, counseling and career guidance, and student aid administration. Any expenditure for auxiliary activities not related to student services would also be included in this category.

Tuition Set-Asides for Resident Undergraduates and Graduates: Includes amounts required to be set aside from Designated Tuition Collected for resident undergraduate and graduate assistance under Sections 56.011 and 56.102, *Texas Education Code*.