

See Page 17 for  
Regental approval  
via the Business  
Affairs and Audit  
Committee.

THE UNIVERSITY OF TEXAS SYSTEM ADMINISTRATION  
CHANCELLOR'S DOCKET NO. 60

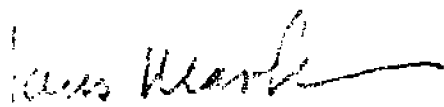
September 13, 1991

MEMBERS OF THE BUSINESS AFFAIRS AND AUDIT COMMITTEE:

Tom Loeffler, Chairman  
Robert J. Cruikshank  
Zan W. Holmes, Jr.

The Docket for The University of Texas System Administration and the Dockets recommended by the Chief Administrative Officers concerned and prepared by the component institutions listed below are herewith submitted for ratification or approval, as appropriate, at the meeting of the U. T. System Board of Regents on October 11, 1991. The appropriate Executive Vice Chancellors and I concur in these recommendations.

<u>Institutions</u>	<u>Pages</u>
The University of Texas System Administration	C-1 through C-19
The University of Texas at Arlington	AR-1 through AR-12
The University of Texas at Austin	A-1 through A-25
The University of Texas at Brownsville	B-1 through B-4
The University of Texas at Dallas	D-1 through D-9
The University of Texas at El Paso	EP-1 through EP-14
The University of Texas - Pan American	PA-1 through PA-6
The University of Texas of the Permian Basin	PB-1 through PB-5
The University of Texas at San Antonio	SA-1 through SA-10
The University of Texas at Tyler	TA-1 through TA-5
The University of Texas Southwestern Medical Center at Dallas	HD-1 through HD-13
The University of Texas Medical Branch at Galveston	G-1 through G-10
The University of Texas Health Science Center at Houston	HH-1 through HH-19
The University of Texas Health Science Center at San Antonio	HS-1 through HS-10
The University of Texas M. D. Anderson Cancer Center	CC-1 through CC-13
The University of Texas Health Center at Tyler	HT-1 through HT-3

  
Louis A. Beecher, Jr.  
Chancellor

cc: nm]

cc: Sam Barshop  
Louis A. Beecher, Jr.  
W. A. "Tex" Moncrief, Jr.  
Mario E. Ramirez, M.D.

Bernard Rapoport  
Ellen C. Temple  
James P. Duncan  
Charles B. Mullins, M.D.

THE UNIVERSITY OF TEXAS SYSTEM ADMINISTRATION

U. T. BOARD OF REGENTS' MEETING

OCTOBER 11, 1991

TABLE OF CONTENTS

	<u>Page</u>
Land Matters, including Standard Easements, Surface Leases Permits and Water Contracts . . . . .	C- 3
Proposed 1991-1992 System-Wide Personnel Pay Plan . . . . . (See attachment C - P 1-61)	C-17
Amendments to the 1991 System Administration Operating Budget (Including staff appointments, changes of status and transfers of funds within existing budget total) . . . . .	C-18
Land and Investment Report . . . . . (See attachment L & I 1-90)	C-19

THE UNIVERSITY OF TEXAS SYSTEM ADMINISTRATION  
U. T. BOARD OF REGENTS' MEETING  
OCTOBER 11, 1991  
LAND MATTERS, INCLUDING STANDARD EASEMENTS,  
SURFACE LEASES, PERMITS AND WATER CONTRACTS

LAND MATTERS

Easement and Surface Lease Nos. 7943 - 7983, Assignment of Lease Nos. 5646, 5688, 5851, 5858, 5891, 5934, 5951, 5999, 6007, 6101, 6151, 6166, 6167, 6216, 6239, 6337, 6411, 6484, 6485, 6489, 6606, 6653, 6787, 6840, 7476, 7486, Material Source Permit No. 713, Abandoned Pipe Sales Agreement No. A0012, Amended Flexible Grazing Lease Nos. 0108, 0109, 0136, 0142, 0145, 0149, 0150, 0154, 0164, 0169, 0172, 0173, 0183 & 0186, Potable/Industrial Water Contract No. 231W, Brine Production Lease No. 25B, Salt Water Disposal Contract Nos. 27D and Geophysical Permit Nos. 4312-4316. --It is recommended by the Vice Chancellor for Business Affairs that the following applications for easements, and surface leases, assignment of leases, material source permit, abandoned pipe sales agreement, amended flexible grazing leases, potable/industrial water contract, brine production lease, salt water disposal contracts, and geophysical permits be ratified and the appropriate filing fees be accepted. All have been approved as to content by the appropriate officials. Payment for each has been received unless otherwise indicated, and each document is on the University's standard form when applicable and is at the standard rate effective February 1, 1986, unless otherwise indicated.

Easements and Surface Leases Nos. 7943 - 7983

No.	Company	Type	County	Block #	Distance	Period	Fee
7943	Oasis Pipe Line Co. (Renewal of #5485)	Pipe Line Gas	Pecos & Crockett	24, 23, 21, 19, 18, 29, 30, & 31	11,914.20 rods of 36" line	9/1/91 8/31/2001	\$119,142.00
7944	BTA Oil Producers (Renewal of #5449)	Pipe Line Gas	Ward	16	111.02 rods of 2 7/8" line	9/1/91 8/31/2001	499.59
7945	Phillips 66 Natural Gas	Pipe Line Gas	Andrews	6	116.12 rods of 3 1/2" line	7/1/91 6/30/2001	580.60

No.	Company	Type	County	Block #	Distance	Period	Fee
7946	ENMR Telephone Coop.	Surface Lease Tower Site	Ward	18	0.62 acre approximately	7/1/91 6/30/2001	\$5,000.00
7947	Charlie M. Marquez (Renewal of #5271)	Surface Lease Residential Site	Crane	31	0.918 acre approximately	3/1/91 2/28/92	400.00*
7948	Browder Electric Service Company (Renewal of #6173)	Surface Lease Office and Electric Shop	Reagan	11	0.918 acre approximately	6/1/91 5/31/92	900.00*
7949	Exxon Pipe Line Company (Renewal of #5386)	Surface Lease Storage Tanks	Reagan	11	9.30 acres approximately	1/1/91 12/31/2000	5,580.00
7950	Meridian Oil Transporta- tion Inc. (Renewal of #5451)	Pipe Line Gas	Hudspeth	J	1,075.21 rods of 4 1/2" line	7/1/91 6/30/2001	4,838.44
7951	Fin-Tex Pipe Line Company (Renewal of #5457)	Pipe Line Oil	Ward	16	178.00 rods of 4" line	9/1/91 8/31/2001	801.00
7952	Phillips 66 Natural Gas	Pipe Line Gas	Crane & Ector	30 & 35	3,631.17 rods of 8" line & 171.39 rods of 12" line	8/1/91 7/31/2001	20,041.14
7953	PrimeEnergy Corporation	Pipe Line Gas	Pecos	16	43.03 rods of 2 7/8" line	6/1/91 5/31/2001	400.00 (Min.)

\*Renewable from year to year, but not to exceed a total of ten years. Negotiated by the Manager of University Lands - Surface Interests.

No.	Company	Type	County	Block #	Distance	Period	Fee
7954	Southwest Tx Electric Coop. (Renewal of #5500)	Power Line Distribution	Crockett	51	498.48 rods of single line	8/1/91 7/31/2001	\$697.88
7955	Southwest Tx Electric Coop. (Renewal of #5501)	Power Line Distribution	Crockett & Reagan	47, 48 & 49	766.55 rods of single line	8/1/91 7/31/2001	1,073.17
7956	Phillips 66 Natural Gas (Renewal of #5462)	Pipe Line Gas	Crane	30 & 31	1.70 rods of 3 1/2" line, 501.80 rods of 4 1/2" line & 980.30 rods of 6 5/8" line	8/1/91 7/31/2001	6,677.10
7957	Conoco Inc. (Renewal of #5477)	Pipe Line Gas	Schleicher	52, 53, 54 & 55	1,821.88 rods of 4 1/2" line	8/1/91 7/31/2001	8,198.46
7958	Valero Transmission, Co., L.P. (Renewal of #5527)	Pipe Line Gas	Ward	16	1,158.85 rods of 6 5/8" line	10/1/91 9/30/2001	5,214.82
7959	Phillips 66 Natural Gas	Pipe Line Gas	Andrews	5 & 9	9.27 rods of 4 1/2" line & 72.79 rods of 6 5/8" line	8/1/91 7/31/2001	410.30
7960	Mobil Producing Texas & New Mexico Inc. (Renewal of #5496)	Pipe Line Gas	Ward	16 & 17	2,588.00 rods 6 5/8" line	9/1/91 8/31/2001	11,646.00
7961	Cap Rock Electric Coop. (Renewal of #5525)	Power Line Distribution	Reagan	1 & 2	79.58 rods of single line	11/1/91 10/31/2001	400.00 (Min.)

No.	Company	Type	County	Block #	Distance	Period	Fee
7962	West Texas Utilities Co. (Renewal of #5543)	Power Line Transmission	Crane & Upton	30 & 31	2,848.48 rods transmission	9/1/1991 8/31/2001	\$6,409.08
7963	Texas-New Mexico Power Co.	Power Line Distribution	Pecos	27	24.24 rods of single line	8/1/91 7/31/2001	400.00 (Min.)
7964	Texas Utilities Electric	Power Line Distribution	Loving	19 & 20	817.45 rods of single line & 806.42 rods of buried cable	8/1/91 7/31/2001	4,054.16
7965	El Paso Natural Gas Co. (Renewal of #5531)	Pipe Line Gas	Reagan	10	277.15 rods of 4 1/2" line	11/1/91 10/31/2001	1,247.18
7966	El Paso Natural Gas Co. (Renewal of #5536)	Pipe Line Gas	Reagan	10	249.82 rods of 4 1/2" line	11/1/91 10/31/2001	1,124.18
7967	Phillips 66 Natural Gas (Renewal of #5484 & #5519)	Pipe Line Gas	Andrews	1 & 10	6.42 rods of 4 1/2" line & 77/70 rods of 3 1/2" line	8/1/91 7/31/2001	400.00 (Min.)
7968	Patoil Corporation (Renewal of #5532)	Pipe Line Water	Winkler	21	49.00 rods of 2" line	9/1/91 8/31/2001	400.00 (Min.)
7969	Phillips 66 Natural Gas (Renewal of #5369)	Surface Lease Booster Station	Upton	58	1 acre approximately	2//1/91 1/31/2001	4,000.00
7970	Phillips 66 Natural Gas (Renewal of #5481)	Surface Lease Booster Station	Andrews	9	1 acre approximately	8/1/91 7/31/2001	4,000.00

No.	Company	Type	County	Block #	Distance	Period	Fee
7971	Conoco Inc. (Renewal of #5553)	Pipe Line Gas	Schleicher	53, 54 & 55	389.33 rods of 4 1/2" line	10/1/91 9/30/2001	\$1,751.98
7972	Texas Utilities Electric (Renewal of #5495)	Power Line Distribution	Crane & Ector	30, 31 & 35	374.61 rods of single line	10/1/91 9/30/2001	524.45
7973	Texas Utilities Electric (Renewal of #5494)	Power Line Distribution	Andrews	11, 13, 10, 14 & 9	1,711.03 rods of single line	10/1/91 9/30/2001	2,395.44
7974	Southwest Royalties, Inc. (Renewal of #5524)	Power Line Distribution	Ward	16	320.00 rods of single line	12/1/91 11/30/2001	448.00
7975	Texas-New Mexico Power Co.	Power Line Distribution	Ward	18	31.27 rods of single line	9/1/91 8/31/2001	400.00 (Min.)
7976	Redco Oil & Gas Inc.	Pipe Line Water	Andrews	9	480.00 rods of 2" line	8/1/91 7/31/2001	2,400.00
7977	Pyramid Gas Company	Pipe Line Gas	Upton & Reagan	2 & 3	2,091.70 rods of 4" line	8/1/91 7/31/2001	10,458.50
7978	Texas Utilities Electric (Renewal of #5545)	Power Line Distribution	Andrews	1, 11, 8, 13, 9, 5 & 14	1,161.82 rods of single line	12/1/91 11/30/2001	1,626.55
7979	Texaco Trading & Trans- portation Inc. (Renewal of #5516)	Pipe Line Oil	Ward	18	157.58 rods of 4" line	9/1/91 8/31/2001	709.00



No.	Company	Type	County	Block #	Distance	Period	Fee
7980	Phillips 66 Natural Gas Co.	Pipe Line Gas	Andrews	1, 9 & 13	66.30 rods of 8 5/8" line & 18.18 rods of 3 1/2" line	9/1/91 8/31/2001	\$422.40
7981	Chevron Pipe Line Company (Renewal of #5541)	Pipe Line Oil	Crane	31	1,795.00 rods of 8 3/4" line	11/1/91 10/31/2001	8,077.50
7982	Exxon Corporation (Renewal of #5534)	Surface Lease Waterflood Treating & Injection Station	Andrews	13	5.34 acres approximately	10/15/91 10/14/2001	4,000.00
7983	Exxon Corporation (Renewal of #5490)	Pipe Line SWD	Andrews	4	762.67 rods of 2" line	7/1/91 6/30/2001	3,432.01

Assignment of Leases Nos. 5646, 5688, 5851, 5858, 5891, 5934, 5951, 5999, 6007, 6101, 6151, 6166, 6167, 6216, 6239, 6337, 6411, 6484, 6485, 6489, 6606, 6653, 6787, 6840, 7476, 7486

No.	Assignor	Assignee	Type Permit	County	Consideration
5646	Delhi Gas Pipeline Corp.	Maple Gathering Corp.	Pipe Line	Ward	\$ 400.00
5688	Texaco Inc.	Texaco Exploration and Production Inc.	Pipe Line	Ward & Winkler	400.00
5851	Delhi Gas Pipeline Corp.	Maple Gathering Corporation	Pipe Line	Ward	400.00

<u>No.</u>	<u>Assignor</u>	<u>Assignee</u>	<u>Type Permit</u>	<u>County</u>	<u>Consideration</u>
5858	Texaco Inc.	Texaco Exploration and Production Inc.	Pipe Line	Ward	\$ 400.00
5891	Texaco Inc.	Texaco Exploration and Production Inc.	Pipe Line	Ward	400.00
5934	Texaco Inc.	Texaco Exploration and Production Inc.	Pipe Line	Ward	400.00
5951	Texaco Inc.	Texaco Exploration and Production Inc.	Power Line	Andrews	400.00
5999	Texaco Inc.	Texaco Exploration and Production Inc.	Pipe Line	Ward	400.00
6007	Texaco Inc.	Texaco Exploration and Production Inc.	Pipe Line	Winkler	400.00
6101	Texaco Inc.	Texaco Exploration and Production Inc.	Pipe Line	Ward	400.00
6151	Chevron U.S.A. Inc.	Merit Energy Partners, III, L.P. and Merit Energy Partners, IV., L.P.	Pipe Line	Andrews	400.00
6166	Texaco Inc.	Texaco Exploration and Production Inc.	Pipe Line	Andrews	400.00
6167	Texaco Inc.	Texaco Exploration and Production Inc.	Pipe Line	Ector	400.00

<u>No.</u>	<u>Assignor</u>	<u>Assignee</u>	<u>Type Permit</u>	<u>County</u>	<u>Consideration</u>
6216	Texaco Inc.	Texaco Exploration and Production Inc.	Pipe Line	Ward	\$ 400.00
6239	Texaco Inc.	Texaco Exploration and Production Inc.	Surface Lease	Ward	400.00
6337	Texaco Inc.	Texaco Exploration and Production Inc.	Pipe Line	Ward	400.00
6411	Texaco Inc.	Texaco Exploration and Production Inc.	Pipe Line	Ward	400.00
6484	Texaco Inc.	Texaco Exploration and Production Inc.	Pipe Line	Winkler	400.00
6485	Texaco Inc.	Texaco Exploration and Production Inc.	Pipe Line	Ward	400.00
6489	Texaco Inc.	Texaco Exploration and Production Inc.	Pipe Line	Ward	400.00
6606	Texaco Inc.	Texaco Exploration and Production Inc.	Power Line	Ward	400.00
6653	Texaco Inc.	Texaco Exploration and Production Inc.	Pipe Line	Martin	400.00
6787	Texaco Inc.	Texaco Exploration and Production Inc.	Pipe Line	Andrews	400.00
6840	Texaco Inc.	Texaco Exploration and Production Inc.	Pipe Line	Andrews	400.00

No.	Assignor	Assignee	Type Permit	County	Consideration
7476	Texaco Inc.	Texaco Exploration and Production Inc.	Surface Lease	Crane	\$ 400.00
7486	Texaco Inc.	Texaco Exploration and Production Inc.	Pipe Line	Crane	400.00

Material Source Permit No. 713

No.	Grantee	County	Block	Quantity	Consideration
713	MRT Construction, Inc.	Crane	30	620 cubic yards of caliche	\$ 558.00

Abandoned Pipe Sales Agreement, No. A0013

No.	Buyer	County	Location (Block)	Distance Lineal Foot	Consideration
A0013	Quality Assurance System, Inc.	Reagam	48	3,139.90 ft. of 3" line	\$ 784.98

Amended Flexible Grazing Lease Nos. 0108, 0109, 0136, 0142, 0145, 0149, 0150, 0154, 0164, 0169, 0172, 0173, 0183 & 0186

No.	Lessee	County	Block	Acreage	Period	Minimum Rental Per Acre	Minimum Annual Rental	Semi-Annual Rental
0108	R.L. Bissett, Warren C. Hemphill & William A. Hemphill	Crockett	40, 41 & 42	20,372.90	1/1/83 12/31/92	\$0.94	\$19,150.53	\$9,575.27

<u>No.</u>	<u>Lessee</u>	<u>County</u>	<u>Block</u>	<u>Acreage</u>	<u>Period</u>	<u>Minimum Rental Per Acre</u>	<u>Minimum Annual Rental</u>	<u>Semi- Annual Rental</u>
0109	Nell A. Harrison & Michael Anderson Harrison	Loving, Ward & Winkler	17, 18, 19, 20 & 21	131,220.00	1/1/83 12/31/92	\$0.25	\$32,805.00	\$16,402.50
0136	John Dwight Childress & John Childress	Crockett	39, 42, & 56	9,099.30	7/1/89 6/30/99	0.73	6,642.49	3,321.25
0142	James A. McMullan	Crockett	33	2,402.60	1/1/90 12/31/99	0.93	2,234.42	1,117.21
0145	Mike Clayton	Crockett	31 & 32	8,960.88	1/1/90 12/31/99	0.93	8,333.62	4,166.81
0149	Gene Perry & Betty Perry	Crockett	33	2,941.30	1/1/90 12/31/99	0.93	2,735.41	1,367.71
0150	Joe S. Pierce III	Crockett	32 & 33	2,740.00	1/1/90 12/31/99	0.93	2,548.20	1,274.10
0154	Burch Woodward & Neill Woodward	Terrell	37	11,863.00	1/1/90 12/31/99	0.50	5,931.50	2,965.75
0164	H.H. Linthicum	Irion & Crockett	38, 40, & 41	21,411.60	7/1/90 6/30/2000	0.94	20,126.90	10,063.45
0169	Charles H. Jackson	Reagan & Upton	2, 3, 9, & 58	25,304.60	7/1/90 6/30/2000	0.52	13,158.39	6,579.20

<u>No.</u>	<u>Lessee</u>	<u>County</u>	<u>Block</u>	<u>Acreage</u>	<u>Period</u>	<u>Minimum Rental Per Acre</u>	<u>Minimum Annual Rental</u>	<u>Semi- Annual Rental</u>
0172	Robert Eaves	Reagan	1 & 2	14,133.10	7/1/90 6/30/2000	\$0.70	\$9,893.17	\$4,946.59
0173	Robert H. Oglesby	Crockett & Schleicher	56	11,613.80	7/1/90 6/30/2000	0.80	9,291.04	4,645.52
0183	Weldon D. Loyd & Wilma L. Logan	Schleicher	54	1,964.60	7/1/90 6/30/2000	0.80	1,571.68	785.84
0186	Hal S. Dean, Jr.	Terrell	34 & 35	22,624.40	1/1/91 12/31/2000	0.58	13,122.15	6,561.08

Amendment of these leases includes U.T.'s changes in its hazardous waste, hunting & recreation, default and notice, venue of suit, taxes and captions clauses.

Potable/Industrial Water Contract No. 231W

<u>No.</u>	<u>Grantee</u>	<u>County</u>	<u>Location (Block)</u>	<u>Period</u>	<u>Consideration</u>
231W	Texas LPG Storage Co., Inc. (Renewal of 231W)	Andrews	11	9/1/96 8/31/2001	\$ 100.00*

\*Annual rental. Royalty is \$0.30 per 1000 gallons of water produced with an annual minimum royalty of \$500.00.

Brine Production Lease No. 25B

<u>No.</u>	<u>Grantor</u>	<u>County</u>	<u>Location (Block)</u>	<u>Period</u>	<u>Consideration</u>
25B	Texas LPG Storage Co., Inc. (Renewal of No. 25B)	Andrews	11	9/1/96 8/31/2001	None required*

\*No. 25B is Exhibit "C" to Underground Storage Lease No. 2U. Royalty on all excess brine is \$0.10 per barrel or 25% of selling price, whichever is greater.

Salt Water Disposal Contract No. 27D

<u>No.</u>	<u>Company</u>	<u>Type Permit</u>	<u>County</u>	<u>Location (Block)</u>	<u>Distance or Area</u>	<u>Period</u>	<u>Consideration</u>
27D	Sage Energy Co. (Renewal of 27D)	SWD	Reagan	49	1 acre	9/5/91 9/4/92	\$ 1,000.00

\*Annual advance rental. Renewable from year to year, but not to exceed a total of five years. Negotiated by Manager of University Lands - Oil, Gas and Mineral Interests.

Geophysical Permit Fees No. 4312 - 4316

<u>No</u>	<u>Company</u>	<u>Area</u>	<u>Blocks and Counties</u>	<u>Period</u>	<u>Consideration</u>
4312	Dawson Geophysical Co. for R K Petroleum	NINE	Blks 38 through 57, Crockett, Reagan Irion and Schleicher Counties	6/28/91 9/27/91	\$ 400.00
4313	Chevron E&P Services Co.	SIX	Blks 1 through 15 and 58, Crockett, Reagan and Upton Counties	7/18/91 10/17/91	400.00

<u>No</u>	<u>Company</u>	<u>Area</u>	<u>Blocks and Counties</u>	<u>Period</u>	<u>Consideration</u>
4314	Dawson Geophysical Co. for Mitchell Energy	ONE	Blks 1 through 14, Andrews, Gaines and Martin Counties	7/12/91 10/11/91	\$ 400.00
4315	Dawson Geophysical Co. for BTA Oil Producers	ONE	Blks 1 through 14, Andrews, Gaines and Martin Counties	8/7/91 11/6/91	400.00
4316	Phillips Petroleum Co.	ONE	Blks 1 through 14, Andrews, Gaines and Martin Counties	7/30/91 10/29/91	400.00



## THE UNIVERSITY OF TEXAS SYSTEM

## U. T. BOARD OF REGENTS' MEETING

OCTOBER 11, 1991

## 1992 SYSTEM-WIDE PERSONNEL PAY PLAN RECOMMENDATION

The administration of each of the component institutions has made recommendations for adjustments to those classifications utilized at their respective institutions. The Office of the Chancellor concurs in these recommendations which are to be reflected in the 1992 System-wide Personnel Pay Plan effective September 1, 1991. The 1992 System-wide Personnel Pay Plan Comparative is submitted for approval at this time.

The Personnel Pay Plan is supported by extensive studies which have been conducted by the respective institutional personnel offices. In arriving at the salary ranges, we have taken into account the State Classification Plan and the State Salary Schedule for September 1, 1991, which reflects a general rate increase of 2%. Also considered were numerous salary surveys which we have conducted or in which we have participated, pay schedules for other institutions, and prevailing rates in the applicable areas of competition.

Adjustments provide for an increase of 2% with exceptions for limited classifications. It is felt that the recommended changes reflected in the Personnel Pay Plan are necessary for the University to maintain a competitive position, to fairly compensate employees, and attract qualified applicants in the current market. Each classification has been considered on its own merits and recommendations for adjustments have been made according to the individual requirements of each classification as appropriate.

## THE UNIVERSITY OF TEXAS SYSTEM

## PERSONNEL PAY PLAN

200

1991-1992

ODE	TITLE	1990-1991 ANNUAL RATE	1991-1992 RECOMMENDED ANNUAL RATE
-	ALLIED HEALTH SCIENCE TITLES		
0-	NURSING TITLES		
002	ASSOCIATE DIRECTOR, QUALITY IMPROVEMENT	(ADDITION)	43668-72108
003	ASSISTANT DIRECTOR, BORDER HEALTH NATION	(ADDITION)	26436-36924
004	ASSISTANT DIRECTOR, STAFF DEVELOPMENT	32749-52320	33408-53364
005	ASSISTANT DIRECTOR, NURSING SERVICE	32748-57852	36924-59004
006	ASSOCIATE DIRECTOR, ANESTHESIOLOGY SERVICES	70692-102144	72108-104184
007	INSTRUCTOR III, NURSING SERVICE - EDUCATION	33900-61824	34584-63060
008	INSTRUCTOR II, NURSING SERVICE - EDUCATION	31680-54108	35724-59004
009	INSTRUCTOR I, NURSING SERVICE - EDUCATION	28680-45768	29256-48264
010	INSTRUCTOR ASSISTANT, NURSING SERVICE - EDUCATION	28680-50616	29256-51624
011	SUPERVISOR, PSYCHIATRIC CLINICAL CARE ACTIVITIES	29628-47316	30216-48264
012	ASSISTANT NURSE ANESTHETIST SUPERVISOR II	66096-102144	67416-104184
013	ASSISTANT NURSE ANESTHETIST SUPERVISOR I	38736-102144	39516-104184
015	NURSE ANESTHETIST IV	35028-102144	35724-104184
016	NURSE ANESTHETIST III	31680-95532	32316-97440
017	NURSE ANESTHETIST II	28680-89352	29256-91140
018	NURSE ANESTHETIST I	25920-83568	26436-85236
019	NURSING SUPERVISOR II	27732-52320	26436-55188
020	NURSING SUPERVISOR I	20496-44268	23304-51624
021	CLINICAL TRANSPLANT COORDINATOR III	36204-57852	36924-59004
022	CLINICAL TRANSPLANT COORDINATOR II	30624-48924	31236-49908
023	CLINICAL TRANSPLANT COORDINATOR I	25920-41388	26436-42216
024	ADVANCED NURSE PRACTITIONER	31680-47316	32316-53364
025	PROFESSIONAL NURSE PRACTITIONER II	25920-52320	26436-55188

ODE	TITLE	201	
		1990-1991 ANNUAL RATE	1991-1992 RECOMMENDED ANNUAL RATE
026	PROFESSIONAL NURSE PRACTITIONER I	26796-41388	24708-46680
028	CLINICAL NURSE SPECIALIST	26796-61824	27336-63060
030	HEAD NURSE	24228-57852	26436-61020
031	ASSISTANT HEAD NURSE	23436-54108	23904-55188
032	NURSING CARE COORDINATOR	26796-47316	27336-53364
034	RESEARCH NURSE SUPERVISOR/RESEARCH NURSE III	26796-47316	30216-57060
035	SENIOR RESEARCH NURSE/RESEARCH NURSE II	21204-50616	21624-51624
037	RESEARCH NURSE/RESEARCH NURSE I	20496-47316	20904-48264
038	SPECIALTY NURSE II	(ADDITION)	31236-51624
039	SPECIALTY NURSE I	(ADDITION)	29256-48264
045	PHERESIS NURSE SUPERVISOR	30624-50616	31236-51624
046	PHERESIS NURSE	28680-47316	29256-48264
047	GENETIC NURSE COUNSELOR II	29628-45768	30216-46680
048	GENETIC NURSE COUNSELOR I	26796-41388	27336-42216
050	NURSE CLINICIAN IV	31680-57852	32316-59004
051	NURSE CLINICIAN III	30624-50616	31236-51624
052	NURSE CLINICIAN II	23436-47316	23904-48264
053	NURSE CLINICIAN I	21924-42816	22368-43668
054	CLINICAL LIAISON	25056-40032	25560-40836
055	PREVENTIVE MEDICINE CLINICIAN	25920-42816	26436-43668
056	STAFF NURSE IV	29628-47316	30216-48264
057	STAFF NURSE III	21924-44268	22368-45156
058	STAFF NURSE II	17940-41388	19548-42216
059	STAFF NURSE I	16812-38736	17148-39516
060	CLINICAL NURSE III	(ADDITION)	32316-51624
061	CLINICAL NURSE II	(ADDITION)	29256-46680
062	CLINICAL NURSE I	(ADDITION)	26436-42216
063	ENTEROSTOMAL THERAPIST II	32748-54108	33408-55188
064	ENTEROSTOMAL THERAPIST I	30624-50616	31236-51624
066	QUALITY IMPROVEMENT COORDINATOR	(ADDITION)	35724-59004
067	QUALITY IMPROVEMENT SPECIALIST	(ADDITION)	31236-51624
069	SENIOR SURGICAL TECHNOLOGIST/SURGICAL TECHNOLOGIST II	16296-31680	16620-32316

CODE	TITLE	1990-1991 ANNUAL RATE	1991-1992 RECOMMENDED ANNUAL RATE
070	SURGICAL TECHNOLOGIST I	14424-28680	14712-29256
071	VOCATIONAL NURSE III	(ADDITION)	21624-34584
072	VOCATIONAL NURSE II	16296-31680	16620-32316
073	VOCATIONAL NURSE I	14424-28680	14712-29256
074	MEDICATION TECHNICIAN II	19164-31680	19548-32316
075	MEDICATION TECHNICIAN I	17352-28680	17700-29256
076	CARDIAC MONITOR TECHNICIAN	13584-19836	13860-22368
077	HOSPITAL TECHNICAL ASSISTANT	15312-24228	15624-24708
080	PATIENT TRANSPORTATION SUPERVISOR	17940-29628	18300-30216
082	PATIENT ESCORT II	12072-19164	12312-19548
083	PATIENT ESCORT I	11064-17352	11280-17700
084	UNIT INSPECTOR	12804-18540	13056-20904
085	HOSPITAL AIDE III	12420-19836	12672-20232
086	HOSPITAL AIDE II	10440-19164	10644-19548
087	HOSPITAL AIDE I	11376-17940	11604-18300
089	NURSE ASSISTANT III	13584-19836	13860-22368
090	NURSE ASSISTANT II	10140-19164	10344-20232
091	NURSE ASSISTANT I	9852 -17352	10044-18300
095	EMERGENCY TECHNICIAN	(ADDITION)	20232-32316
1-	RADIOLOGY TITLES		
102	RADIOTHERAPY PROGRAM DIRECTOR	38736-63960	39516-65244
103	ASSISTANT TECHNICAL DIRECTOR, RADIOLOGY	28680-45768	29256-46680
104	CHIEF RADIOLOGIC TECHNOLOGIST	20496-41388	20904-48264
105	ASSISTANT CHIEF RADIOLOGIC TECHNOLOGIST	25920-44268	26436-48264
106	RADIOLOGIC TECHNOLOGIST SUPERVISOR	23436-41388	23904-43668
107	ASSISTANT RADIOLOGIC TECHNOLOGIST SUPERVISOR/TECHNOLOGIST III	23436-37452	23904-38196
108	RADIOLOGIC TECHNOLOGIST II	17352-36204	17700-36924
109	RADIOLOGIC TECHNOLOGIST I	14004-32748	14280-33408
112	DIAGNOSTIC SIMULATOR TECHNOLOGIST	(ADDITION)	23904-39516
115	COMPUTERIZED TOMOGRAPHIC TECHNOLOGIST	22656-38736	23112-39516
116	ASSISTANT CHIEF RADIATION THERAPY TECHNOLOGIST	(ADDITION)	39516-65244

CODE	TITLE	1990-1991	1991-1992
		ANNUAL RATE	RECOMMENDED ANNUAL RATE
1118	RADIATION THERAPY TECHNOLOGIST SUPERVISOR	35028-55944	35724-59004
119	SENIOR RADIATION THERAPY TECHNOLOGIST	31680-52320	32316-53364
120	RADIATION THERAPY TECHNOLOGIST III	31680-50616	32316-51624
121	RADIATION THERAPY TECHNOLOGIST II	28680-47316	29256-46680
122	RADIATION THERAPY TECHNOLOGIST I	25920-41388	26436-48264
123	RADIOLOGICAL PHYSICIST	27732-44268	28284-45156
125	RADIOLOGICAL PHYSICS TECHNICIAN III	19836-32748	20232-33408
126	RADIOLOGICAL PHYSICS TECHNICIAN II	17352-28680	17700-29256
127	RADIOLOGICAL PHYSICS TECHNICIAN I	13176-21204	13440-21624
129	DOSIMETRIST	24228-38736	31236-49908
130	MEDICAL DOSIMETRIST III	33900-55944	34584-57060
131	MEDICAL DOSIMETRIST II	30624-50616	31236-51624
132	MEDICAL DOSIMETRIST I	28680-47316	29256-48264
135	QUALITY ASSURANCE DOSIMETRIST III	32748-54108	33408-55188
136	QUALITY ASSURANCE DOSIMETRIST II	29628-48924	30216-49908
137	QUALITY ASSURANCE DOSIMETRIST I	26796-44268	27336-45156
140	ULTRASOUND TECHNICIAN III/ MEDICAL SONOGRAPHER	20496-40032	20904-40836
141	ULTRASOUND TECHNICIAN II	19836-36204	20232-38196
142	ULTRASOUND TECHNICIAN I	17352-32748	17700-33408
143	ECHOGRAPHIC DIAGNOSTICIAN	26796-42816	27336-43668
160	MAGNETIC RESONANCE IMAGING TECHNOLOGIST SUPERVISOR	26796-44268	27336-45156
161	MAGNETIC RESONANCE IMAGING TECHNOLOGIST II	24228-40032	24708-40836
162	MAGNETIC RESONANCE IMAGING TECHNOLOGIST I	21924-38736	22368-39516
165	ASSISTANT TECHNICAL DIRECTOR, NUCLEAR MEDICINE	31680-50616	32316-51624
168	NUCLEAR MEDICINE TECHNOLOGIST SUPERVISOR	25056-45768	27336-48264
169	SENIOR NUCLEAR MEDICINE TECHNOLOGIST/ NUCLEAR MEDICINE TECHNOLOGIST III	24228-41388	24708-42216
170	NUCLEAR MEDICINE TECHNOLOGIST II	19836-37452	20232-40836
171	NUCLEAR MEDICINE TECHNOLOGIST I	18540-36204	18912-36924
172	NUCLEAR MEDICINE ASSISTANT	13584-19836	13860-20232

CODE	TITLE	1990-1991 ANNUAL RATE	1991-1992 RECOMMENDED ANNUAL RATE
173	NUCLEAR MEDICINE AIDE	10440-14856	10644-15156
174	X-RAY TECHNICIAN ASSISTANT II	11712-20496	11952-20904
175	X-RAY TECHNICIAN ASSISTANT I	10440-18540	10644-18912
177	LYMPHANGIOGRAPHY TECHNOLOGIST	22656-37452	23112-38196
178	SENIOR RADIOLOGY SPECIAL PROCEDURES TECHNOLOGIST	25056-40032	25560-40836
179	RADIOLOGY SPECIAL PROCEDURES TECHNOLOGIST II	22656-37452	23112-38196
180	RADIOLOGY SPECIAL PROCEDURES TECHNOLOGIST I	19836-36204	20232-36924
85	RADIOLOGY FILM FILE ADMINISTRATOR	29628-47316	30216-48264
86	RADIOLOGY FILM FILE COORDINATOR	20496-32748	20904-43668
187	RADIOLOGY FILM FILE CLERK III	14004-21924	14280-22368
188	RADIOLOGY FILM FILE CLERK II	12072-18540	12312-18912
189	RADIOLOGY FILM FILE CLERK I	11064-15804	11280-16116
190	RADIOLOGICAL FILM PROCESSOR SPECIALIST	(ADDITION)	19548-29256
191	MOLD ROOM TECHNICIAN II	(ADDITION)	17700-29256
192	MOLD ROOM TECHNICIAN I	(ADDITION)	15156-24708
193	MOLD ROOM SUPERVISOR	(ADDITION)	23904-39516
2-	THERAPY TITLES		
219	ASSISTANT DIRECTOR FOR REHABILITATION SE RVICES	(ADDITION)	40836-61020
220	CHIEF PHYSICAL THERAPIST/PHYSICAL THERAPIST III	26796-57852	27336-61020
221	SENIOR PHYSICAL THERAPIST/PHYSICAL THERA PIST II	23436-50616	23904-57060
222	PHYSICAL THERAPIST I	20496-45768	20904-53364
225	PHYSICAL THERAPY TECHNICIAN	12804-22656	13056-23112
226	PHYSICAL THERAPIST ASSISTANT	16296-30624	16620-34584
227	PHYSICAL THERAPY ATTENDANT SUPERVISOR	12804-21924	13056-24708
228	PHYSICAL THERAPY ATTENDANT II	11712-17940	11952-18300
229	PHYSICAL THERAPY ATTENDANT I	10440-15804	10644-17700
230	ASSISTANT DIRECTOR, OCCUPATIONAL THERAPY	36204-57852	36924-59004
231	CHIEF OCCUPATIONAL THERAPIST/ OCCUPATIONAL THERAPIST III	24228-50616	24708-55188

CODE	TITLE	1990-1991 ANNUAL RATE	1991-1992 RECOMMENDED ANNUAL RATE
1232	OCCUPATIONAL THERAPIST II	21924-44268	22368-45156
1233	OCCUPATIONAL THERAPIST I	20496-40032	20904-40836
1234	OCCUPATIONAL THERAPY AIDE SUPERVISOR	12804-19836	13056-20232
235	ART THERAPIST	20496-32748	20904-33408
237	OCCUPATIONAL THERAPY ASSISTANT II	16812-27732	17148-28284
238	OCCUPATIONAL THERAPY ASSISTANT I	14004-25056	14280-25560
239	OCCUPATIONAL THERAPY AIDE	10440-19836	10644-20232
240	RECREATIONAL THERAPIST III	25056-42816	25560-43668
241	RECREATIONAL THERAPIST II	18540-36204	18912-36924
242	RECREATIONAL THERAPIST I	16812-30624	17148-31236
243	ASSISTANT DIRECTOR, SPEECH AND HEARING CENTER	28680-45768	31236-49908
245	COMMUNICATIONS SPECIALIST III/ SUPERVISOR	23436-42816	23904-43669
246	COMMUNICATIONS SPECIALIST II/ DIAGNOSTICIAN	20496-32748	20904-33408
247	COMMUNICATIONS SPECIALIST I	17940-25056	18300-25560
251	COMMUNICATIONS SPECIALIST AIDE II	11712-20496	11952-20904
252	COMMUNICATIONS SPECIALIST AIDE I	10440-14004	10644-14280
257	COORDINATOR, CALLIER THEATRE OF THE DEAF	22656-31680	23112-32316
258	ASSISTANT COORDINATOR, CALLIER THEATRE OF THE DEAF	19836-27732	20232-28284
259	INTERPRETER FOR THE DEAF	19164-26796	19548-27336
260	ASSISTANT TECHNICAL DIRECTOR/CHIEF RESPIRATORY THERAPY/CARE	28680-55944	29256-57060
263	RESPIRATORY THERAPIST III	24228-47316	23904-45156
264	RESPIRATORY THERAPIST II	22656-42816	23112-43668
265	RESPIRATORY THERAPIST I	19164-39736	19548-39516
271	RESPIRATORY THERAPY/CARE SHIFT SUPERVISOR	20496-47316	20904-48264
273	RESPIRATORY THERAPY/CARE TECHNICIAN II	16812-32748	17148-33408
274	RESPIRATORY THERAPY TECHNICIAN I	13176-19164	13440-21624
275	MUSIC THERAPIST III	25056-40032	25560-40336
276	MUSIC THERAPIST II	21924-35028	22368-35724
277	MUSIC THERAPIST I	19164-31680	19548-32316

CODE	TITLE	1990-1991 ANNUAL RATE	1991-1992 RECOMMENDED ANNUAL RATE
1279	POLYSOMNOGRAPHER III	(ADDITION)	22368-36924
1279	POLYSOMNOGRAPHIC II	(ADDITION)	20232-33408
1280	POLYSOMNOGRAPHER I	15804-23436	18300-30216
1282	BEAUTICIAN	(ADDITION)	13056-20232
285	SPEECH PATHOLOGIST III/ DIAGNOSTICIAN	27732-44268	28284-45156
286	SPEECH PATHOLOGIST II	25056-44268	25560-45156
287	SPEECH PATHOLOGIST I	22656-40032	23112-40936
238	AUDIOLOGIST/SPEECH PATHOLOGIST - CFY	17940-25056	21624-31236
239	CHILD LIFE COORDINATOR	25920-42816	25436-43668
290	CHILD LIFE SPECIALIST	20496-33900	20904-34584
291	THERAPEUTIC ACTIVITIES SPECIALIST	17940-26796	18300-27336
292	TECHNICAL SUPERVISOR OF EXERCISE PHYSIOLOGY	29628-44268	30216-49908
293	EXERCISE TECHNICIAN SPECIALIST	24228-36204	24708-49908
294	EXERCISE TECHNICIAN II	15312-25056	15624-25560
295	EXERCISE TECHNICIAN I	12072-17352	12312-19548
297	AUDIOLOGIST III	29628-48924	30216-49908
298	AUDIOLOGIST II	25056-44268	25560-45156
299	AUDIOLOGIST I	22656-40032	23112-40836
3-	MEDICAL RECORDS TITLES		
301	ASSOCIATE CHIEF MEDICAL RECORDS ADMINISTRATOR	37452-61824	38196-63060
302	QUALITY AND UTILIZATION ADMINISTRATOR	30624-48924	31236-49908
303	ASSISTANT CHIEF MEDICAL RECORDS ADMINISTRATOR	31680-52320	32316-53364
304	MEDICAL RECORD ADMINISTRATOR II	24228-47316	24708-48264
305	MEDICAL RECORD ADMINISTRATOR I	16296-41388	16620-42216
306	MEDICAL RECORD SUPERVISOR	19836-37452	20232-38196
307	MEDICAL RECORD TECHNICIAN III	19836-32748	20232-33408
308	MEDICAL RECORD TECHNICIAN II	15804-26796	16116-27336
309	MEDICAL RECORD TECHNICIAN I	13584-27732	13860-28284
310	MANAGER, CLINICAL INFORMATION SYSTEMS	(ADDITION)	40836-65244
312	ASSISTANT DIRECTOR, MEDICAL RECORDS	(ADDITION)	34584-57060



CODE	TITLE	1990-1991 ANNUAL RATE	1991-1992 RECOMMENDED ANNUAL RATE
1314	QUALITY ASSURANCE COORDINATOR/MANAGER	29628-54108	30216-48264
1319	SUPERVISOR, MEDICAL RECORDS ABSTRACTING	16812-26796	17148-27336
1320	MEDICAL RECORDS ABTRACTOR	15312-23436	15624-23904
1325	UTILIZATION REVIEW COORDINATOR	19836-45768	23112-46680
329	MEDICAL CARE ANALYST SUPERVISOR	27732-44268	28284-45156
330	MEDICAL CARE ANALYST III	26796-42816	27336-43668
331	MEDICAL CARE ANALYST II	25920-47316	26436-42216
332	MEDICAL CARE ANALYST I	19164-30624	19548-32316
350	SENIOR REFERRAL ASSISTANT/SPECIALIST	17352-33900	17700-34584
351	REFERRAL ASSISTANT/SPECIALIST	15804-30624	15116-31236
365	COORDINATOR, SUDDEN INFANT DEATH SYNDROME INFORMATION/COUNSELING	24228-37452	24708-39196
366	ASSISTANT COORDINATOR, SUDDEN INFANT DEATH SYNDROME INFORMATIONAL COUNSELING	19836-30624	20232-31236
370	COORDINATOR OF RESEARCH DATA	21924-36204	22368-36924
375	DATA COLLECTOR	16296-25920	15620-26436
380	TUMOR REGISTRAR	16812-26796	17148-30216
4-	PHARMACEUTICAL TITLES		
407	ASSISTANT CHIEF PHARMACIST	29628-45768	30216-46680
410	PHARMACY SUPERVISOR	40032-66096	40836-67416
411	PHARMACY SUPPORT SYSTEMS MANAGER	29628-48924	30216-49908
412	PHARMACIST III	29628-61824	30216-63060
413	PHARMACIST II	28680-57852	29256-61020
414	PHARMACIST I	21924-54108	22368-57060
418	PHARMACY TECHNOLOGIST III	17940-29628	18300-30216
419	PHARMACY TECHNOLOGIST II	15312-25920	15624-26436
420	PHARMACY TECHNOLOGIST I	13584-23436	13860-23904
421	PHARMACY TECHNICIAN II	11376-17940	11952-18912
422	PHARMACY TECHNICIAN I	10440-15312	10644-18300
444	PHARMACY CLINICAL RESEARCH SPECIALIST	(ADDITION)	46680-77100
445	DRUG INFORMATION SPECIALIST/PHARMACY CLINICAL PRACTICE SPECIALIST	40032-66096	40836-69732
449	POISON INFORMATION SPECIALIST III	38736-61824	39516-63060

CODE	TITLE	1990-1991 ANNUAL RATE	1991-1992 RECOMMENDED ANNUAL RATE
1450	POISON INFORMATION SPECIALIST II	35028-55944	35724-57060
1451	POISON INFORMATION SPECIALIST I	32748-52320	33408-53364
5-	SOCIAL SERVICE TITLES		
505	ASSISTANT DIRECTOR OF SOCIAL SERVICES	29628-55944	30216-57060
507	ASSOCIATE DIRECTOR OF SOCIAL WORK	36204-59820	36924-61020
508	SOCIAL WORK REHABILITATION COORDINATOR	31680-52320	32316-53364
509	SOCIAL WORK RESEARCH AND EDUCATION COORDINATOR	31680-52320	32316-53364
510	SOCIAL WORK SUPERVISOR	24228-52320	24708-53364
511	SOCIAL WORK PROGRAM COORDINATOR	(ADDITION)	32316-53364
518	SENIOR SOCIAL WORKER/SOCIAL WORKER IV	23436-47316	23904-48264
519	SOCIAL WORKER III	21924-44268	22368-45156
520	SOCIAL WORKER II	19836-40032	20232-40436
521	SOCIAL WORKER I	17352-36204	17700-36924
523	SOCIAL WORK ASSISTANT	15312-26796	15624-27336
530	ASSISTANT DIRECTOR, PATIENT EDUCATION	33900-55944	34584-57060
532	HEALTH EDUCATION COORDINATOR III	28680-47316	29256-48264
533	HEALTH EDUCATION COORDINATOR II	21204-44268	21624-45156
534	HEALTH EDUCATION COORDINATOR I	18540-38736	18912-39516
535	HEALTH CARE COUNSELOR II	15804-25056	16116-25560
536	HEALTH CARE COUNSELOR I	14004-21924	14280-22368
537	HEALTH INFORMATION SPECIALIST II	(ADDITION)	24708-40936
538	HEALTH INFORMATION SPECIALIST I	22656-37452	23112-38196
540	PATIENT REPRESENTATIVE II	19164-32748	19548-33408
541	PATIENT REPRESENTATIVE I	15312-22656	15624-23112
544	GENETIC COUNSELOR	21204-35028	21624-35724
550	SENIOR CASE AIDE	13584-20496	13860-20904
551	CASE AIDE	11712-19836	12312-20904
565	MANAGER, EMPLOYEE ASSISTANCE PROGRAM ADMINISTRATION	28680-48924	29256-48264
1567	EMPLOYEE ASSISTANCE PROGRAM ADMINISTRATOR	23436-41388	23904-42216
1568	EMPLOYEE ASSISTANCE PROGRAM ASSISTANT ADMINISTRATOR	20496-32748	20904-33408

CODE	TITLE	1990-1991 ANNUAL RATE	1991-1992 RECOMMENDED ANNUAL RATE
1570	EMPLOYEE ASSISTANCE PROGRAM COORDINATOR	22656-42816	23112-43668
1571	EMPLOYEE ASSISTANCE PROGRAM ASSISTANT COORDINATOR	20496-32748	20904-33408
1572	CLINICAL ASSESSMENT SPECIALIST II	29628-45768	30216-46680
1573	CLINICAL ASSESSMENT SPECIALIST I	24229-37452	24708-38196
575	MANAGER, ASSESSMENT AND REFERRAL	29628-47316	30216-48264
577	ASSESSMENT AND REFERRAL SPECIALIST	24228-40032	24708-40836
578	COUNSELOR II	21924-36204	22368-36924
579	COUNSELOR I	19836-36204	20232-36924
590	CHAPLAIN II	23436-45768	23904-48264
591	CHAPLAIN I	21924-40032	22368-42216
592	SUPERVISOR OF CLINICAL PASTORAL EDUCATION	29628-48924	30216-49908
6-	MEDICAL LABORATORIES TITLES		
602	CURATOR OF ANATOMICAL MATERIALS	21924-35028	22368-35724
603	DIRECTOR OF PATHOLOGY CORE LABORATORIES	33900-54108	34584-55189
604	LABORATORY COORDINATOR	32748-54108	33408-55188
605	BONE MARROW TRANSPLANTION LABORATORY COORDINATOR	31680-52320	32316-53364
606	CHIEF MEDICAL TECHNOLOGIST	25920-52320	26436-57060
607	ASSISTANT CHIEF MEDICAL TECHNOLOGIST/ MEDICAL TECHNOLOGIST IV	25920-50616	28284-51624
1608	MEDICAL TECHNOLOGIST III/ SENIOR MEDICAL TECHNOLOGIST	21924-45768	24708-46680
1609	MEDICAL TECHNOLOGIST II	21204-41388	22368-42216
1610	MEDICAL TECHNOLOGIST I	16812-37452	17148-38196
1611	MEDICAL TECHNICIAN III	20496-35028	20904-35724
1612	MEDICAL TECHNICIAN II	16296-30624	16620-31236
1613	MEDICAL TECHNICIAN I	13584-21924	13860-22368
1614	MEDICAL LABORATORY TECHNICIAN	15804-26796	16116-27336
1615	LABORATORY LIAISON TECHNICIAN SUPERVISOR	16296-26796	16620-27336
1616	LABORATORY LIAISON TECHNICIAN	14856-24228	15156-24708
1617	APHERESIS TECHNICIAN	16812-27732	17148-28284
1618	PHLEBOTOMIST II	13584-21204	13860-21624

CODE	TITLE	1990-1991 ANNUAL RATE	1991-1992 RECOMMENDED ANNUAL RATE
1619	PHLEBOTOMIST I	12072-19164	12312-19548
1620	SENIOR PHERESIS TECHNICIAN	21924-36204	22368-36924
1621	PHERESIS TECHNICIAN	17352-28680	18912-31236
1622	NON-TECHNICAL TISSUE ASSISTANT/ AUTOPSY ASSISTANT I	13584-22656	14280-33408
1623	SUPERVISOR, ANATOMICAL SERVICES	21204-36204	21624-36924
624	TRANSPLANT TECHNICIAN III	19836-31680	20232-34584
625	TRANSPLANT TECHNICIAN II	17352-27732	17700-29256
626	TRANSPLANT TECHNICIAN I	15312-24228	15624-25560
627	BLOOD MOBILE LEADER	17352-28680	17700-29256
629	CARDIOLOGY TECHNICIAN	13584-19836	13860-22368
630	ANATOMICAL EMBALMER	17352-30624	17700-31236
631	SENIOR AUTOPSY ASSISTANT	(ADDITION)	22368-35724
632	AUTOPSY ASSISTANT II	(ADDITION)	20904-33408
633	CHIEF CYTOTECHNOLOGIST	21924-41388	22368-49908
634	ASSISTANT CHIEF CYTOTECHNOLOGIST	27732-45768	29256-48264
635	CYTOTECHNOLOGIST III	25056-44268	27336-45156
636	CYTOTECHNOLOGIST II/SENIOR CYTOTECHNOLOGIST	16296-38736	16620-42216
637	CYTOTECHNOLOGIST I/CYTOTECHNOLOGIST	20496-36204	22368-42216
638	CYTOTECHNICIAN	(ADDITION)	20904-34584
1640	TRANSPLANT TECHNOLOGIST II	27732-42816	28284-46690
1641	TRANSPLANT TECHNOLOGIST I	24228-37452	24708-42216
1642	CLINICAL TECHNOLOGIST II	(ADDITION)	29256-48264
1643	CLINICAL TECHNOLOGIST I	(ADDITION)	25560-42216
1644	CHIEF HISTOANATOMY TECHNICIAN	19164-30624	19548-31236
1645	TECHNICAL DIRECTOR/CHIEF HISTOLOGY LABORATORY	26796-44268	27336-45156
1646	CHIEF HISTOLOGY TECHNICIAN	19836-40032	20232-40836
1647	ASSISTANT CHIEF HISTOLOGY TECHNICIAN	21924-38736	22368-39516
1648	HISTOLOGY TECHNICIAN III/SENIOR HISTOLOGY TECHNICIAN	19836-36204	20232-36924
1649	HISTOLOGY TECHNICIAN II	16296-33900	16620-34584
1650	HISTOLOGY TECHNICIAN I	14004-30624	14280-31236
1651	HISTOLOGY INSTRUMENTATION TECHNICIAN	12804-20496	13056-20904

CODE	TITLE	1990-1991 ANNUAL RATE	1991-1992 RECOMMENDED ANNUAL RATE
1654	HISTOCOMPATIBILITY TECHNOLOGIST III	22656-57852	23112-59004
1655	HISTOCOMPATIBILITY TECHNOLOGIST II	20496-52320	20904-53364
1656	HISTOCOMPATIBILITY TECHNOLOGIST I	18540-47316	18912-48264
1657	HISTOCOMPATIBILITY TECHNICIAN	(ADDITION)	19548-31236
1660	ORTHOTIC/PROSTHETIC TECHNICIAN	19164-30624	19548-31236
1661	ORTHOTIC/PROSTHETIC ASSISTANT	14424-21924	14712-22368
665	ASSISTANT DIRECTOR, BLOOD GAS LABORATORY	21924-35028	22368-35724
666	CHIEF CARDIOPULMONARY/PULMONARY TECHNOLOGIST	27732-45768	28284-51624
667	ASSISTANT CHIEF PULMONARY TECHNOLOGIST	25920-38736	26436-43668
668	CARDIOPULMONARY/ PULMONARY TECHNOLOGIST III	21924-40032	22368-40336
669	CARDIOPULMONARY/PULMONARY TECHNOLOGIST II	19836-35028	20232-36924
1670	CARDIOPULMONARY/PULMONARY TECHNOLOGIST I	16812-30624	17148-31236
1671	CARDIOPULMONARY/PULMONARY TECHNICIAN III	15804-25920	16116-26436
1672	CARDIOPULMONARY/PULMONARY TECHNICIAN II	12804-22656	13056-23112
673	CARDIOPULMONARY/PULMONARY TECHNICIAN I	12804-20496	13056-20904
1677	ECHOCARDIOGRAPH TECHNICIAN II	20496-32748	20904-33408
1678	ECHOCARDIOGRAPH TECHNICIAN I	16812-26796	17148-27336
1680	ELECTROCARDIOGRAPH TECHNICIAN II	13584-21204	13860-21624
1681	ELECTROCARDIOGRAPH TECHNICIAN I	11712-16812	11952-17148
1686	CYTOGENETIC TECHNOLOGIST III	24228-41388	24708-42216
1687	CYTOGENETIC TECHNOLOGIST II	21204-37452	21624-39196
1688	CYTOGENETIC TECHNOLOGIST I	18540-33900	18912-34584
1689	ORTHOPAEDIC TECHNOLOGIST	14424-22656	14712-23112
1690	CYTOGENETIC TECHNICIAN	16812-28680	17148-29256
1691	CARDIOLOGY TECHNOLOGIST IV	22656-33900	23112-38196
1692	CARDIOLOGY TECHNOLOGIST III	19836-29628	20232-33408
1693	CARDIOLOGY TECHNOLOGIST II	18540-27732	18912-31236
1694	CARDIOLOGY TECHNOLOGIST I	15312-22656	15624-25560
1695	ANCILLARY SERVICE SUPERVISOR	20496-32748	20904-33408

CODE	TITLE	1990-1991 ANNUAL RATE	1991-1992 RECOMMENDED ANNUAL RATE
1696	ANCILLARY SERVICE TECHNICIAN II	17940-28680	18300-29256
1697	ANCILLARY SERVICE TECHNICIAN I	15804-25056	16116-25560
17-	MEDICAL SERVICES TITLES		
1705	COORDINATOR, ANESTHESIOLOGY SERVICE	25920-45768	26436-46680
1710	ORTHOPTIST	25920-41388	26436-48264
1713	MEDICAL SCULPTOR	25920-41388	26436-42216
715	TRANSPLANT COORDINATOR	27732-54108	28284-55198
717	TRANSCRIPTIONIST	(ADDITION)	13440-19548
720	OTORHINOLARYNGOLOGY TECHNICIAN III	16812-26796	17148-27336
721	OTORHINOLARYNGOLOGY/OTOLARYNOLOGY TECHNICIAN II	14856-23436	15156-23904
722	OTORHINOLARYNGOLOGY/OTOLARYNOLOGY TECHNICIAN I	12420-20496	12672-20904
737	ASSISTANT DIRECTOR, INSTRUMENT MANAGEMEN T	(ADDITION)	34584-57060
738	ASSISTANT DIRECTOR, STERILE PROCESSING	26796-42816	27336-43668
739	STERILE PROCESSING SUPERVISOR	17940-28680	19300-29256
740	STERILE PROCESSING TECHNICIAN III	14004-21924	14280-22368
741	STERILE PROCESSING TECHNICIAN II	12420-19164	12672-19548
742	STERILE PROCESSING TECHNICIAN I	11376-16296	11604-16620
743	PHYSICIAN ASSISTANT IV	40032-66096	46680-77100
744	PHYSICIAN ASSISTANT III	33900-55944	39516-65244
1745	MANAGER DONOR OPERATIONS	29628-48924	30216-49908
1748	PET TECHNOLOGIST II	27732-44268	28284-45156
1749	PET TECHNOLOGIST I	25056-40032	25560-40936
1751	ANESTHESIA TECHNICIAN SUPERVISOR	19836-31680	20232-32316
1752	EXTRA-CORPOREAL TECHNICIAN III	19836-32748	20232-33408
1753	EXTRA-CORPOREAL TECHNICIAN II	17940-29628	19300-30216
1754	EXTRA-CORPOREAL TECHNICIAN I	14856-24228	15156-24708
1755	PHYSICIAN ASSISTANT II	28680-54108	29256-61020
1756	PHYSICIAN ASSISTANT I	23436-48924	23904-57060
1757	ANESTHESIA TECHNICIAN II	14856-27732	14280-28284
1758	ANESTHESIA TECHNICIAN I	13176-24228	13056-24708
1759	DIALYSIS TECHNICIAN II	20496-32748	20904-33408

CODE	TITLE	1990-1991	1991-1992
		ANNUAL RATE	RECOMMENDED ANNUAL RATE
1760	DIALYSIS TECHNICIAN I	16296-24228	16620-24708
1761	OPHTHALMIC TECHNOLOGIST II	25920-41388	26436-42216
1762	OPHTHALMIC TECHNOLOGIST I	23436-37452	23904-38196
1763	OPHTHALMIC TECHNICIAN	17352-31680	17700-32316
1764	OPHTHALMIC ASSISTANT	15804-26796	16116-27336
1765	OPHTHALMIC TECHNICIAN II	(ADDITION)	23112-36924
766	HEALTH CARE ASSISTANT	12804-19836	13056-20232
772	CHIEF NEUROPHYSIOLOGY TECHNOLOGIST	25056-41388	25560-42216
773	ELECTROENCEPHALOGRAPH/NEUROPHYSIOLOGY TECHNOLOGIST	20496-36204	20904-36924
774	ELECTROENCEPHALOGRAPH/NEUROPHYSIOLOGY TECHNICIAN II	14856-32748	15156-33408
775	ELECTROENCEPHALOGRAPH/NEUROPHYSIOLOGY TECHNICIAN I	13584-25056	13860-25560
781	INFECTION CONTROL PRACTITIONER SUPERVISOR	28680-47316	29256-48264
782	INFUSION THERAPY TECHNICIAN II	15804-25920	16116-26436
783	INFUSION THERAPY TECHNICIAN I	14856-24228	15156-24708
784	OPTICIAN	19836-30624	20232-31236
785	INFECTION CONTROL PRACTITIONER	23436-41388	25560-45156
787	ASSISTANT DIRECTOR, MATERIALS MANAGEMENT	28680-47316	29256-48264
1789	SUPERVISOR II, SUPPLY/PROCESSING/ DISTRIBUTION/CENTRAL SERVICES	19164-31680	19548-32316
1790	ASSISTANT DIRECTOR, SUPPLY/ PROCESSING/DISTRIBUTION/CENTRAL SERVICES	22656-50616	23112-51624
1791	SUPERVISOR I, SUPPLY/PROCESSING/ DISTRIBUTION/CENTRAL SERVICES	15804-28680	16116-29256
1792	SUPPLY/PROCESSING/DISTRIBUTION/ CENTRAL SERVICES TECHNICIAN III	12420-25056	12672-25560
1793	SUPPLY/PROCESSING/DISTRIBUTION/ CENTRAL SERVICES TECHNICIAN II	11376-21924	11604-22368
1794	SUPPLY/PROCESSING/DISTRIBUTION/ CENTRAL SERVICES TECHNICIAN I	10440-20496	10644-20904
1795	MEDICAL STAFF ASSISTANT V	25056-37452	25560-42216
1796	MEDICAL STAFF ASSISTANT IV	15312-22656	15624-25560
1797	MEDICAL STAFF ASSISTANT III	14424-21204	14712-23904
1798	MEDICAL STAFF ASSISTANT II	12072-17352	12312-19548

CODE	TITLE	1990-1991 ANNUAL RATE	1991-1992 RECOMMENDED ANNUAL RATE
1799	MEDICAL STAFF ASSISTANT I/ MEDICAL ASSISTANT	11376-24228	11604-24708
18-	DENTAL TITLES		
1809	ANAPLASTOLOGIST	(ADDITION)	34584-57060
1812	DENTAL HYGIENIST	18540-37452	18912-38196
1814	MAXILLOFACIAL/IMPLANT PROSTHETIC TECHNICIAN III	24228-41388	24708-42216
1815	MAXILLOFACIAL PROSTHETIC TECHNICIAN II	19836-47316	20232-48264
1816	MAXILLOFACIAL PROSTHETIC TECHNICIAN I	17352-38736	17700-39516
1817	DENTAL SURGERY ASSISTANT	15312-24228	15624-24708
1818	DENTAL CERAMIST TECHNICIAN	21204-41388	21624-42216
1819	DENTAL TECHNICIAN SUPERVISOR	23436-37452	23904-38196
1820	DENTAL TECHNICIAN IV	19836-32748	20232-33408
1821	DENTAL TECHNICIAN III	16296-25920	16620-26436
1822	DENTAL TECHNICIAN II	14004-25056	14280-25560
1823	DENTAL TECHNICIAN I	12420-20496	12672-20904
1830	SUPERVISOR, DENTAL PATIENT MANAGEMENT SYSTEM	20496-32748	20904-33408
1831	ASSISTANT SUPERVISOR, DENTAL PATIENT MANAGEMENT SYSTEM	17940-28680	18300-29256
1832	DENTAL PATIENT COORDINATOR	14004-21924	14280-22368
1834	DSRDP CLINIC COORDINATOR	(ADDITION)	19548-31236
1837	DENTAL ASSISTANT SUPERVISOR	17352-29628	17700-30216
1838	DENTAL ASSISTANT SPECIALIST	(ADDITION)	14712-23112
1840	DENTAL ASSISTANT III	14424-21924	14712-22368
1841	DENTAL ASSISTANT II	12804-26796	13056-27336
1842	DENTAL ASSISTANT I	11376-23436	11604-23112
1848	SUPERVISOR, CLINIC REGISTRATION	21924-35028	22368-35724
1850	SUPERVISOR, DENTAL DISPENSARIES	15312-24228	15624-24708
1853	DENTAL DISPENSARY ASSISTANT II	12804-21204	13056-21624
1854	DENTAL DISPENSARY ASSISTANT I	11064-17940	11280-18300
1858	DENTAL SALES COORDINATOR	18540-29628	18912-30216
1870	DENTAL RESEARCH COORDINATOR	(ADDITION)	16116-25560



CODE	TITLE	1990-1991 ANNUAL RATE	1991-1992 RECOMMENDED ANNUAL RATE
19-	MEDICAL ADMINISTRATIVE-SUPPORT TITLES		
1901	MSRDP, ADMINISTRATION COORDINATOR	24228-38736	24708-39516
1902	ASSISTANT CLINIC ADMINISTRATOR	(ADDITION)	27336-43668
1904	CLAIMS ADMINISTRATOR	(ADDITION)	26436-42216
1905	ASSISTANT DIRECTOR OF HOSPITAL ADMISSIONS	19164-50616	19548-51624
906	ASSOCIATE DIRECTOR, PATIENT ACCOUNTING SERVICES	41388-68364	42216-69732
907	ASSISTANT DIRECTOR OF PATIENT FINANCE	28680-47316	29256-48264
908	ASSISTANT DIRECTOR OF HOSPITAL COLLECTIONS	27732-45768	28284-46680
909	ASSISTANT DIRECTOR OF PATIENT CARE/ COORDINATOR SERVICES	27732-45768	28284-46680
910	CANCER PREVENTION PROJECT SPECIALIST IV	31680-52320	32316-53364
911	CANCER PREVENTION PROJECT SPECIALIST III	25920-42816	26436-43668
912	CANCER PREVENTION PROJECT SPECIALIST II	22656-37452	23112-39196
914	BEHAVIORIAL RESEARCH FIELD COORDINATOR	23436-38736	23904-39516
915	CLINICAL CANCER DETECTION SPECIALIST	32748-54108	38196-63060
1917	COMMUNITY REPRESENTATIVE, BLOOD DONOR SERVICES	23436-38736	23904-39516
1918	HOSPITAL REPRESENTATIVE, BLOOD DONOR SERVICES	16812-27732	17148-28284
1919	UNIT DIRECTOR	27732-44268	28284-45156
1920	ASSISTANT DIRECTOR, UNIT MANAGEMENT/ COORDINATION	21204-50616	21624-51624
1921	CLINIC SERVICE REPRESENTATIVE IV	17940-29628	18300-30216
1922	CLINIC SERVICE REPRESENTATIVE III	16812-27732	17148-28284
1923	CLINIC SERVICE REPRESENTATIVE II	14856-24228	15156-24708
1924	CLINIC SERVICE REPRESENTATIVE I	13534-21924	13860-22368
1926	UNIT MANAGER II	20496-44268	20904-45156
1927	UNIT MANAGER I	16812-38736	17148-39516
1932	OPERATING ROOM COORDINATOR III	16812-27732	17148-28284
1933	OPERATING ROOM COORDINATOR II	14856-24228	15156-24708
1934	OPERATING ROOM COORDINATOR I	13534-21924	13860-22368

CODE	TITLE	1990-1991	1991-1992
		ANNUAL RATE	RECOMMENDED ANNUAL RATE
1935	UNIT CLERK/COORDINATOR III	14424-27732	14712-28284
1936	UNIT CLERK/COORDINATOR II	12420-24228	12672-24708
1937	UNIT CLERK/COORDINATOR I	11376-21924	11604-22368
1938	OUT-PATIENT SERVICES SUPERVISOR	19836-31680	20232-32316
1939	OUT-PATIENT CLINIC CLERK III	13176-19164	14280-23112
940	OUT-PATIENT CLINIC CLERK II	12420-21924	13440-22368
941	OUT-PATIENT CLINIC CLERK I	11376-19164	12312-19548
942	MANAGER, BILLING OPERATIONS	24228-38736	24708-39516
943	SECTION COORDINATOR	17352-30624	17700-31236
944	SPECIAL UNIT COORDINATOR	14004-21924	14280-22368
945	PATIENT CARE COORDINATOR II	16296-41398	16620-42216
946	PATIENT CARE COORDINATOR I	14004-32748	14280-33408
947	PATIENT ADVOCATE	26796-44268	27336-45156
948	MANAGER, PATIENT & COMMUNITY RELATIONS	26796-42816	27336-45156
949	SENIOR PATIENT RELATIONS CLERK	16296-26796	16620-27336
950	PATIENT RELATIONS CLERK	14856-23436	15156-23904
951	REGISTRATION INTERVIEWER II	17940-29628	18300-30216
952	REGISTRATION INTERVIEWER I	16296-26796	16620-27336
958	ASSISTANT DIRECTOR OF VOLUNTEER SERVICES	35028-57852	35724-59004
1959	VOLUNTEER COORDINATOR II	21924-36204	22368-36924
1960	VOLUNTEER COORDINATOR I	18540-33900	18912-34584
1961	ASSISTANT VOLUNTEER COORDINATOR	14856-27732	15116-28284
1963	DOCUMENT CONTROL SPECIALIST	17940-28680	18300-29256
1965	SENIOR PATIENT SERVICE REPRESENTATIVE	(ADDITION)	17700-29284
1966	PATIENT SERVICE/RELATIONS REPRESENTATIVE	15312-29628	15624-30216
1967	SENIOR SUPERVISOR/MANAGER OF PATIENT ACC OUNTS	(ADDITION)	29284-43668
1968	MSD DATA CONTROL COORDINATOR	19836-30624	20232-31236
1969	SUPERVISOR/MANAGER OF PATIENT ACCOUNTS	19836-37452	20232-38196
1970	RECEIVABLES AND COLLECTIONS COORDINATOR/MANAGER/SUPERVISOR	17352-33900	17700-34584
1972	BILLING CLERK SUPERVISOR	17940-30624	18300-33408
1973	ASSISTANT BILLING CLERK SUPERVISOR	(ADDITION)	16620-26436

CODE	TITLE	1990-1991 ANNUAL RATE	1991-1992 RECOMMENDED ANNUAL RATE
1974	BILLING CLERK II	14004-21924	14280-23112
1975	BILLING CLERK I	12072-19164	12312-19548
1977	COLLECTIONS CLERK	19836-25920	16620-26436
1978	MEDICAL STAFF COORDINATOR	19836-31680	20232-32316
1979	MEDICAL OFFICE ASSISTANT	17352-26796	17700-27336
1980	ADMISSIONS COORDINATOR II	20496-35028	18912-35724
1981	ADMISSIONS COORDINATOR I	16812-26796	17148-27336
1982	SURGICAL INDEXING SUPERVISOR	33900-55944	34584-57060
1983	SURGERY SCHEDULER II	17940-29628	18300-30216
1984	SURGERY SCHEDULER I	16812-27732	17148-29284
1985	SENIOR PAYMENT RESEARCHER	15312-22656	15624-23112
1986	PAYMENT RESEARCHER	14004-20496	14280-20904
1988	LOBBY ATTENDANT	(ADDITION)	11280-17700
1990	COURIER II	11712-18540	11952-18912
1991	COURIER I	10740-16812	10956-17148
1995	CUSTOMER SERVICE REPRESENTATIVE	(ADDITION)	15156-23904
3-	STUDENT PROGRAM TITLES		
30-	STUDENT ADVISORY TITLES		
3025	DIRECTOR, STUDENT RECRUITMENT AND ORIENTATION	25920-36204	26436-36924
3030	ASSISTANT DIRECTOR OF HEALTH SERVICES	26796-41388	27336-42216
3031	COORDINATOR, STUDENT/ALUMNI AFFAIRS	24228-38736	24708-39516
3032	COORDINATOR, ADMISSIONS AND ALUMNI AFFAIRS	22656-36204	23112-36924
3033	COORDINATOR, STUDENT HEALTH SERVICES	21204-36204	21624-36924
3034	COORDINATOR OF SPECIAL SERVICES	24228-33900	24708-34584
3038	TEACHER CERTIFICATION EVALUATOR	16812-29628	17148-30216
3040	ASSISTANT DIRECTOR, STUDENT FINANCIAL AID	20496-41388	20904-42216
3044	STUDENT FINANCIAL AID OFFICER IV	28680-37452	29256-38196
3045	STUDENT FINANCIAL AID OFFICER III	24228-38736	24708-39516
3046	STUDENT FINANCIAL AID OFFICER II	19836-32748	20232-33408
3047	STUDENT FINANCIAL AID OFFICER I	17352-30624	17700-31236

CODE	TITLE	1990-1991 ANNUAL RATE	1991-1992 RECOMMENDED ANNUAL RATE
3048	WORKSTUDY COORDINATOR	15804-21924	16116-22368
3049	STUDENT DEVELOPMENT SPECIALIST IV	25056-36204	25560-38196
3050	STUDENT DEVELOPMENT SPECIALIST III	21204-33900	21624-35724
3051	STUDENT DEVELOPMENT SPECIALIST II	17352-28680	17700-32316
3052	STUDENT DEVELOPMENT SPECIALIST I	14424-25920	14712-29256
3060	ASSISTANT DIRECTOR, INTERNATIONAL OFFICE	23436-35028	23904-35724
3062	FOREIGN STUDENT ADVISOR	17352-30624	17700-31236
3064	PROGRAM SPECIALIST III	21924-28680	22368-29256
3065	PROGRAM SPECIALIST II	17352-25056	17700-25560
3066	PROGRAM SPECIALIST I	14004-23436	14280-23904
3067	RESIDENCE HALLS COORDINATOR II	16812-28680	17148-29256
3068	RESIDENCE HALLS COORDINATOR I	15312-21924	15624-22368
3070	HEAD RESIDENT III	15312-20496	15624-20904
3071	HEAD RESIDENT II	12804-19836	13056-20232
3072	HEAD RESIDENT I	10440-17940	13440-18300
3074	RESIDENT ASSISTANT/MANAGER	8004 -25056	-25560
3075	PEER ADVISOR II	10440-13176	10644-13440
3076	PEER ADVISOR I	8244 -12804	9012 -13056
3080	NIGHT SUPERVISOR, UNIVERSITY RESIDENCE HALLS	12420-16296	12672-16620
31-	TESTING AND COUNSELING TITLES		
3106	EVALUATION/MEASUREMENT SPECIALIST II	25920-45768	26436-46680
3107	EVALUATION/MEASUREMENT SPECIALIST I	24228-37452	24708-38196
3108	TESTING SPECIALIST	17352-24228	17700-26436
3110	COORDINATOR, CAREER SERVICES	23436-32748	23904-33408
3119	SENIOR PSYCHOLOGIST	42816-59820	43668-61020
3120	PSYCHOLOGIST IV	29628-52320	30216-53364
3121	PSYCHOLOGIST/PSYCHOLOGICAL ASSOCIATE III	24228-45768	24708-46680
3122	PSYCHOLOGIST/PSYCHOLOGICAL ASSOCIATE II	21204-37452	21624-40836
3123	PSYCHOLOGIST/PSYCHOLOGICAL ASSOCIATE I	19936-31580	20232-32316
3124	PSYCHOLOGICAL ASSISTANT	17352-26796	17700-27336

CODE	TITLE	1990-1991 ANNUAL RATE	1991-1992 RECOMMENDED ANNUAL RATE
3125	SENIOR COUNSELING SPECIALIST/COUNSELING SPECIALIST IV	21 204-48924	21624-49908
3126	COUNSELING SPECIALIST III	19836-44268	20232-45156
3127	COUNSELING SPECIALIST II	17352-45768	17700-46680
3128	COUNSELING SPECIALIST I	14424-41388	14712-42216
3130	ASSISTANT COORDINATOR, LEARNING ASSISTANCE CENTER	25920-36204	26436-36924
3131	LEARNING SPECIALIST IV	29628-42816	30216-43668
3132	LEARNING SPECIALIST III	21924-36204	22368-36924
3133	LEARNING SPECIALIST II	19164-32748	19548-33408
3134	LEARNING SPECIALIST I	16296-26796	16620-30216
3137	PLACEMENT SPECIALIST II	24228-36204	25560-36924
3138	PLACEMENT SPECIALIST I	17352-28680	17700-32316
3140	ACCOUNTING COUNSELOR	(ADDITION)	26436-36924
3150	COMPUTER LAB SUPERVISOR	(ADDITION)	14712-20232
3151	COMPUTER LAB PROCTOR	(ADDITION)	12312-16620
3160	COORDINATOR OF TESTING PROGRAMS	20496-33900	20904-34584
3161	ALCOHOLISM AND DRUG ABUSE COUNSELOR	17352-27732	17700-28284
34-	STUDENT ACTIVITIES TITLES		
3401	DIRECTOR, SPECIAL PROGRAMS	25920-36204	26436-36924
3402	ASSOCIATE DIRECTOR, SPECIAL PROGRAMS	(ADDITION)	26436-36924
3405	ASSISTANT DIRECTOR OF STUDENT LIFE	23436-32748	23904-33408
3412	COORDINATOR OF CAMPUS ACTIVITIES	17352-28680	17700-29256
3420	STUDENT PROGRAM ADVISOR	12072-29628	12312-30216
3428	MANAGER, FIELD HOUSE	17940-28680	18300-29256
3429	MANAGER, FIELD HOUSE FACILITIES OPERATIONS	20496-33900	20904-34584
3435	GAMES AREA SUPERVISOR	14004-21204	14280-21624
3437	GAMES AREA ATTENDANT	8004 -15804	-16116
3442	ASSISTANT CRAFTS SUPERVISOR	10440-13176	10644-13440
3475	BUILDING SUPERVISOR, UNIVERSITY CENTER/TEXAS UNION	14424-21924	14712-22368
3490	ACTIVITY ASSISTANT	8244 -15312	9012 -16620
35-	ATHLETIC ACTIVITIES TITLES		
3505	MANAGER, HEALTH MANAGEMENT PROGRAM	25056-40932	25560-40936

CODE	TITLE	1990-1991	1991-1992
		ANNUAL RATE	RECOMMENDED ANNUAL RATE
3510	BUSINESS MANAGER OF ATHLETICS	25920-36204	26436-38196
3512	ASSISTANT BUSINESS MANAGER OF ATHLETICS	16812-24228	17148-24708
3532	ASSISTANT DIRECTOR OF RECREATIONAL SPORTS	18540-25056	18912-25560
3535	RECREATION CENTER MANAGER	21924-28680	22368-29256
3540	ATHLETIC EQUIPMENT MANAGER	23436-36204	23904-36924
3541	ASSISTANT ATHLETIC EQUIPMENT MANAGER	18540-25056	18912-26436
3545	ATHLETIC/PHYSICAL EDUCATION EQUIPMENT AND MAINTENANCE SUPERVISOR	15804-27732	16116-28284
3547	COORDINATOR OF RECREATIONAL SPORTS/ MANAGER, RECREATIONAL AND INTRAMURAL PROGRAMS	25056-40032	25560-40836
3548	RECREATIONAL SPORTS SPECIALIST III	21924-30624	22368-31236
3549	RECREATIONAL SPORTS SPECIALIST II	17940-28680	18300-29255
3550	RECREATIONAL SPORTS SPECIALIST I	14424-25920	14712-26436
3551	RECREATIONAL SPORTS PROGRAM COORDINATOR	19164-25056	19548-25560
3552	ATHLETIC COACHING SPECIALIST	15312-19164	15624-20904
3555	RECREATIONAL PROGRAM ASSISTANT	12420-26796	12672-27336
3560	TRAINER-RECREATIONAL SPORTS	10740-16812	10956-17148
3565	RECREATIONAL SPORTS OFFICIAL	8244 -13584	9012 -13860
3570	LIFEGUARD	8004 -17352	-17700
3580	LOCKER ROOM ATTENDANT	12804-17352	13056-17700
36-	ADMISSIONS AND REGISTRATION TITLES		
3606	ASSISTANT DIRECTOR OF RECORDS AND REGISTRATION	(ADDITION)	22368-31236
3607	ASSISTANT DIRECTOR OF ADMISSIONS	21204-30624	21624-31236
3608	ASSISTANT TO THE DIRECTOR OF ADMISSIONS	15804-22656	16116-23112
3611	ASSISTANT REGISTRAR	19164-35028	19548-35724
3613	ASSISTANT TO THE REGISTRAR	14004-30624	14280-31236
3614	ADMISSIONS COUNSELOR II	19836-29628	20232-30216
3615	ADMISSIONS REPRESENTATIVE/COUNSELOR I	30624-25056	16116-27336
3616	ACADEMIC CAREER ADVISOR	(ADDITION)	17700-24708
3617	GRADUATION COUNSELOR	17352-24228	17700-24708

CODE	TITLE	1990-1991 ANNUAL RATE	1991-1992 RECOMMENDED ANNUAL RATE
3661	TRANSCRIPT EVALUATOR II	13584-21924	13860-22368
3662	TRANSCRIPT EVALUATOR I	11712-18540	11952-18912
3663	DEGREE PLAN EVALUATOR III	(ADDITION)	18300-28284
3664	DEGREE PLAN EVALUATOR II	14424-24228	14712-24708
3665	DEGREE PLAN EVALUATOR I	13584-24228	13860-24708
3666	RECORDER/CERTIFICATION CLERK III	14856-25056	15156-25560
3667	RECORDER/CERTIFICATION CLERK II	11376-18540	11604-18912
3668	RECORDER/CERTIFICATION CLERK I	10440-14856	10644-15156
3670	VETERANS BENEFITS ASSISTANT	12072-18540	12312-18912
3680	ADMISSIONS ASSISTANT	12072-21204	12312-21624
4-	RESEARCH-SCIENTIFIC TITLES		
40-	SOCIAL SCIENCE/HUMANITIES RESEARCH TITLES		
4005	SOCIAL SCIENCE/HUMANITIES RESEARCH ASSOCIATE V	26796-48924	27336-53364
4006	SOCIAL SCIENCE/HUMANITIES RESEARCH ASSOCIATE IV	22656-41388	23112-42216
4007	SOCIAL SCIENCE/HUMANITIES RESEARCH ASSOCIATE III	19164-35028	19548-36924
4008	SOCIAL SCIENCE/HUMANITIES RESEARCH ASSOCIATE II	16296-31680	16620-32316
4009	SOCIAL SCIENCE/HUMANITIES RESEARCH ASSOCIATE I	13176-26796	13440-27336
4029	SOCIAL SCIENCE/HUMANITIES RESEARCH ASSISTANT III	11712-19164	11952-19548
4030	SOCIAL SCIENCE/HUMANITIES RESEARCH ASSISTANT II	10740-24228	10956-24708
4031	SOCIAL SCIENCE/HUMANITIES RESEARCH ASSISTANT I	9576 -19164	9768 -19548
41-	BUSINESS/ECONOMIC RESEARCH TITLES		
4104	ASSOCIATE DIRECTOR, BUSINESS DEVELOPMENT CENTER	31680-44268	32316-45156
4105	BUSINESS/ECONOMICS RESEARCH ASSOCIATE V	32748-45768	33408-46680
4106	BUSINESS/ECONOMICS RESEARCH ASSOCIATE IV	29628-41388	30216-42216
4107	BUSINESS/ECONOMICS RESEARCH ASSOCIATE III	25920-36204	26436-35924
4108	BUSINESS/ECONOMICS RESEARCH ASSOCIATE II	22656-31680	23112-32316

CODE	TITLE	1990-1991 ANNUAL RATE	1991-1992 RECOMMENDED ANNUAL RATE
4109	BUSINESS/ECONOMICS RESEARCH ASSOCIATE I	19836-27732	20232-28284
42-	PURE AND APPLIED SCIENCE TITLES		
4206	SPECIAL RESEARCH ASSOCIATE	40032-75588	40836-77100
4207	RESEARCH ENGINEERING/SCIENTIST ASSOCIATE V	28680-66096	29256-72108
4208	RESEARCH ENGINEERING/SCIENTIST ASSOCIATE IV	24228-57852	24708-63060
4209	RESEARCH ENGINEERING/SCIENTIST ASSOCIATE III	21204-54108	21624-55188
4210	RESEARCH ENGINEERING/SCIENTIST ASSOCIATE II	19164-47316	19548-48264
4211	RESEARCH ENGINEERING/SCIENTIST ASSOCIATE I	16812-41388	17148-42216
4220	RESEARCH ENGINEERING/SCIENTIST ASSISTANT III	17940-30624	18300-31236
4221	RESEARCH ENGINEERING/SCIENTIST ASSISTANT II	14424-21924	14712-22368
4222	RESEARCH ENGINEERING/SCIENTIST ASSISTANT I	12420-32748	12672-35724
4245	ELECTRONICS ASSOCIATE	23436-45768	23904-46680
43-	TECHNICAL-SCIENTIFIC SUPPORT TITLES		
4303	TECHNICAL DIRECTOR, IN VIVO MICROSCOPY	(ADDITION)	40836-67416
4304	BIOMEDICAL MANAGER	(ADDITION)	36924-61020
4305	BIOMEDICAL ENGINEERING SUPERVISOR	(ADDITION)	34584-57060
4306	NUCLEAR/ELECTRONIC TECHNICAL SPECIALIST III	20496-28680	20904-29256
4307	NUCLEAR TECHNICAL SPECIALIST II	17940-27732	18300-28284
4308	NUCLEAR TECHNICAL SPECIALIST I	14004-18540	14280-18912
4310	ELECTRONIC/MECHANICAL TECHNICIAN SUPERVISOR	24228-54108	24708-57060
4311	TECHNICAL STAFF ASSOCIATE	25056-50616	25560-51624
4312	TECHNICAL STAFF ASSISTANT V	19164-47316	19548-49908
4313	TECHNICAL STAFF ASSISTANT IV	15804-33900	16116-34584
4314	TECHNICAL STAFF ASSISTANT III	13176-23436	13440-24708
4315	TECHNICAL STAFF ASSISTANT II	10740-20496	10956-20904
4316	TECHNICAL STAFF ASSISTANT I	8004 -17940	-18300
4317	BIOMEDICAL/CLINICAL ENGINEERING SPECIALIST III	33900-61824	34584-65244



CODE	TITLE	1990-1991 ANNUAL RATE	1991-1992 RECOMMENDED ANNUAL RATE
4318	BIOMEDICAL/CLINICAL ENGINEERING SPECIALIST II	29628-55944	30216-61020
4319	BIOMEDICAL/CLINICAL ENGINEERING SPECIALIST I	26796-50616	27336-57060
4320	BIOLOGICAL CURATOR	17940-36204	18300-36924
4322	BIOMEDICAL EQUIPMENT /ENGINEERING TECHNICIAN III	25056-48924	26436-55188
4323	BIOMEDICAL EQUIPMENT/ENGINEERING TECHNICIAN II	20496-40032	20904-42216
4324	BIOMEDICAL EQUIPMENT/ENGINEERING TECHNICIAN I	17940-32748	18912-35724
4325	INDUSTRIAL ENGINEERING SPECIALIST II	24228-54108	24708-55188
4326	INDUSTRIAL ENGINEERING SPECIALIST I	28680-47316	29256-48264
4328	ELECTRONIC ENGINEER DEVELOPMENT SPECIALIST	29628-54108	30216-55188
4330	ENGINEERING TECHNICIAN SUPERVISOR	25056-40032	25560-40836
4331	ENGINEERING TECHNICIAN III	21924-41388	22368-42216
4332	ENGINEERING TECHNICIAN II	16296-36204	19548-38196
4333	ENGINEERING TECHNICIAN I	15312-26796	17148-32316
4335	RADIOLOGICAL EQUIPMENT TECHNICIAN/ SPECIALIST III	25056-47316	25560-43264
4336	RADIOLOGIC EQUIPMENT SPECIALIST II	19164-30624	23904-38196
4337	RADIOLOGIC EQUIPMENT SPECIALIST I	17940-26796	21624-32316
4338	SCIENTIFIC APPARATUS ENGINEERING TECHNICIAN	25056-41388	25560-42216
4340	SCIENTIFIC INSTRUMENT MAKER SUPERVISOR/ SENIOR SCIENTIFIC INSTRUMENT MAKER	23436-45768	23904-46680
4341	SCIENTIFIC INSTRUMENT MAKER II	20496-37452	20904-39196
4342	SCIENTIFIC INSTRUMENT MAKER I	17940-31680	18300-32316
4345	SATELLITE TRACKING STATION MANAGER	25056-41388	25560-42216
4346	SATELLITE TRACKING STATION OPERATOR	14856-25056	15156-25560
4348	ENGRAVER	16912-26796	17148-27336
4350	GLASSBLOWER III	25920-47316	26436-48264
4351	GLASSBLOWER II	22656-38736	23112-39516
4352	GLASSBLOWER I	14424-23436	14712-23904
4353	LABORATORY MECHANIC	19836-27732	20232-29284
4371	RESEARCH DATA MANAGEMENT ASSISTANT III	15804-25056	16116-25560

CODE	TITLE	1990-1991 ANNUAL RATE	1991-1992 RECOMMENDED ANNUAL RATE
4372	RESEARCH DATA MANAGEMENT ASSISTANT II	14004-21924	14280-22368
4373	RESEARCH DATA MANAGEMENT ASSISTANT I	12420-19164	12672-19548
4375	TECHNOLOGY LICENSING SPECIALIST II	(ADDITION)	30216-49908
4376	TECHNOLOGY LICENSING SPECIALIST I	(ADDITION)	28284-46680
4380	TECHNICAL DIRECTOR, ELECTRON MICROSCOPY LABORATORY	25920-57852	26436-59004
4381	ELECTRON MICROSCOPY TECHNICIAN III	19836-42816	20232-43668
4383	ELECTRON MICROSCOPY TECHNICIAN II	18540-37452	18912-38196
4384	ELECTRON MICROSCOPY TECHNICIAN I	14856-25920	15156-26436
4385	TECHNICAL SUPERVISOR, HYPERBARIC FACILITY	31690-50616	32316-51624
4386	HYPERBARIC TECHNICIAN	18540-29628	18912-30216
4387	GEOPHYSICAL FIELD TECHNICIAN III	30624-41388	31236-42216
4388	GEOPHYSICAL FIELD TECHNICIAN II	23436-31680	23904-32316
4389	GEOPHYSICAL FIELD TECHNICIAN I	18540-25056	18912-25560
4390	GEOLOGIC MATERIALS SPECIALIST II	(ADDITION)	17700-25560
4391	GEOLOGIC MATERIALS SPECIALIST I	(ADDITION)	15624-22368
44-	RESEARCH LABORATORY TITLES		
4405	SENIOR RESEARCH SCIENTIST	28680-55944	29256-57060
4406	RESEARCH SCIENTIST	25056-52320	25560-53364
4409	SENIOR RESEARCH ASSOCIATE	24228-50616	24708-51624
4410	RESEARCH ASSOCIATE II	23436-37452	25560-40836
4411	RESEARCH ASSOCIATE I	20496-47316	22368-48264
4412	SENIOR RESEARCH ASSISTANT	19836-41388	20232-42216
4413	RESEARCH ASSISTANT II	19164-35028	19548-35724
4414	RESEARCH ASSISTANT I	16296-30624	17148-31236
4415	RESEARCH TECHNICIAN II	14004-25056	14280-25560
4416	RESEARCH TECHNICIAN I	12072-21924	12312-22368
4418	LABORATORY BACTERIOLOGIST/BIOLOGIST	19836-25920	20232-26436
4420	ANIMAL SURGERY FACILITY SUPERVISOR	22656-36204	23112-36924
4425	MICROBIOLOGIST II	27732-41388	30216-49908
4426	MICROBIOLOGIST I	22656-37452	23112-38196

CODE	TITLE	1990-1991	1991-1992
		ANNUAL RATE	RECOMMENDED ANNUAL RATE
4429	LABORATORY/TECHNICAL SERVICES SUPERVISOR II	21204-40032	21624-42216
4430	LABORATORY/TECHNICAL SERVICES SUPERVISOR I	13584-24228	13860-24708
4438	LABORATORY TECHNICIAN SUPERVISOR	17352-31680	17700-32316
4439	LABORATORY TECHNICIAN III	17352-25920	19548-32316
4440	LABORATORY TECHNICIAN II	14424-22656	14712-28284
4441	LABORATORY TECHNICIAN I	12072-19836	12312-20232
4443	ANIMAL RESOURCES MANAGER II	24228-57852	24708-59004
4444	ANIMAL RESOURCES MANAGER I	24228-41388	24708-42216
4446	ANIMAL RESOURCES SUPERVISOR III	19164-36204	19548-36924
4447	ANIMAL RESOURCES SUPERVISOR II	15804-32748	16116-33408
4448	ANIMAL RESOURCES SUPERVISOR I	15312-26796	15624-27336
4449	ANIMAL RESOURCES TECHNOLOGIST III	21924-33900	22368-34584
4450	ANIMAL RESOURCES TECHNOLOGIST II	17940-36204	18300-36924
4451	ANIMAL RESOURCES TECHNOLOGIST I	16296-32748	16620-33408
4452	ANIMAL TECHNICIAN III	16296-26796	16620-30216
4453	ANIMAL TECHNICIAN II	13584-25056	13860-25560
4454	ANIMAL TECHNICIAN I	12072-23436	12312-23904
4455	ANIMAL ATTENDANT IV	15804-25056	16116-25560
4456	ANIMAL ATTENDANT III	13176-21924	13440-22368
4457	ANIMAL ATTENDANT II	11712-21204	11952-21524
4458	ANIMAL ATTENDANT I	10140-19836	10344-20232
4475	RESEARCH INVESTIGATOR	29680-47316	29256-48264
4476	RESEARCH LABORATORY COORDINATOR	28680-47316	29256-48264
4479	LABORATORY TECHNICAL/RESEARCH ASSISTANT IV	14004-24228	14280-24708
4480	LABORATORY TECHNICAL/RESEARCH ASSISTANT III	12420-21924	12672-22368
4481	LABORATORY TECHNICAL/RESEARCH ASSISTANT II	10740-19836	10956-20232
4482	LABORATORY TECHNICAL/RESEARCH ASSISTANT I	9576 -16812	9768 -17700
4485	LABORATORY HELPER	9576 -15312	9768 -15624
5-	ENGINEERING, TRADES-CRAFTS, AND LABOR TITLES		
50-	ENGINEERING MANAGEMENT TITLES		
5002	MANAGER, DESIGN AND CONSTRUCTION SERVICES	41388-68364	42216-63732

CODE	TITLE	1990-1991 ANNUAL RATE	1991-1992 RECOMMENDED ANNUAL RATE
5003	MANAGER, FACILITIES INFORMATION SYSTEMS	32748-54108	33408-55188
5004	MANAGER, PATIENT CARE FACILITIES	38736-63960	39516-65244
5005	SUPERINTENDENT, BRC	40032-54108	40836-57060
5006	MANAGER, PHYSICAL PLANT	(ADDITION)	43668-72108
5008	ASSISTANT TO DIRECTOR PHYSICAL PLANT	24228-40032	24708-40836
5009	MANAGER OF ADMINISTRATIVE SERVICES/ OPERATIONS AND STAFF QUALITY	35028-66096	26436-67416
5010	POWER PLANT SUPERINTENDENT	40032-61824	40836-65244
5011	SUPERVISOR, PHYSICAL PLANT	(ADDITION)	31236-51624
5012	SUPERINTENDENT, CONSTRUCTION/MAINTENANCE	28680-66096	29256-67416
5013	ASSISTANT SUPERINTENDENT OF CONSTRUCTION/MAINTENANCE	21204-42816	21624-43668
5014	UTILITIES ADMINISTRATOR	32748-47316	33408-48264
5015	MANAGER, PLANNING AND SCHEDULING/SHIFT OPERATIONS	31680-57852	32316-59004
5016	CONSTRUCTION PLANNER AND ESTIMATOR	20496-36204	20904-36924
5017	SUPERINTENDENT OF UTILITIES	29628-50616	30216-57060
5018	ASSISTANT SUPERINTENDENT OF UTILITIES	26796-41388	27336-42216
5019	ELECTRICAL SUPERINTENDENT	41388-66096	42216-67416
5020	ASSISTANT ELECTRICAL SUPERINTENDENT	35028-55944	35724-57060
5021	SPECIAL ASSISTANT, PHYSICAL PLANT/ MANAGER, FACILITY OPERATIONS	28680-70692	29256-39516
5022	SUPERINTENDENT OF PLUMBING	41388-66096	42216-67416
5023	ASSISTANT SUPERINTENDENT OF PLUMBING	35028-55944	35724-57060
5024	IRRIGATION TECHNICIAN	21924-33900	14280-34584
5025	SUPERINTENDENT OF BUILDING MAINTENANCE	41388-66096	42216-67416
5026	ASSISTANT SUPERINTENDENT OF BUILDING MAINTENANCE	35028-55944	35724-57060
5027	FOREMAN, REMODELING AND CONSTRUCTION	20496-28680	20904-29256
5028	SUPERINTENDENT OF AIR CONDITIONING AND REFRIGERATION	41388-66096	42216-67416
5029	ASSISTANT SUPERINTENDENT OF AIR CONDITIONING AND REFRIGERATION	35028-55944	35724-57060
5031	SUPERINTENDENT OF BUILDINGS AND GROUNDS MAINTENANCE	21204-52320	21624-53364
5032	ASSISTANT SUPERINTENDENT OF GROUNDS MAINTENANCE	28680-45768	29256-46680

CODE	TITLE	1990-1991 ANNUAL RATE	1991-1992 RECOMMENDED ANNUAL RATE
5033	MANAGER OF MAINTENANCE/TECHNICAL SERVICES	40032-70692	40836-57060
5034	MANAGER OF ARCHITECTURAL AND ENGINEERING SERVICES/PROJECT MANAGER	40032-68364	40836-69732
5035	PLANT ENGINEER	25920-50616	26436-51624
5036	ELECTRICAL ENGINEER II	36204-50616	36924-53364
5037	ELECTRICAL ENGINEER I	24228-38736	24708-39516
5038	MANUFACTURING ENGINEER	(ADDITION)	32316-45156
5041	MAINTENANCE ENGINEER II	29628-50616	30216-53364
5042	MAINTENANCE ENGINEER I	18540-38736	18912-39516
5043	MECHANICAL ENGINEER II	25920-50616	26436-51624
5044	ENERGY CONSERVATION ENGINEER	25920-50616	26436-53364
5045	CHILLING STATIONS SUPERINTENDENT	38736-59820	39516-61020
5046	AIR CONDITIONING AND REFRIGERATING ENGINEER	31680-50616	32316-51624
5047	MECHANICAL ENGINEER I	24228-38736	24708-39516
5048	COMMUNICATIONS SUPERINTENDENT	38736-59820	39516-61020
5049	COMMUNICATIONS ENGINEER	36204-50616	36924-53364
5050	COMMUNICATIONS ANALYST/DESIGNER	27732-42816	28284-43668
5051	POWER PLANT ENGINEER	36204-50616	36924-51624
5052	MAINTENANCE ENGINEERING SPECIALIST	32748-54108	33408-55188
5053	FACILITIES ENGINEER	38736-63960	39516-65244
5054	FACILITIES ENGINEERING SPECIALIST	32748-54108	33408-55188
5055	CONSTRUCTION INSPECTOR/SPECIALIST	24228-40032	24708-40336
5056	PROJECT SPECIALIST	22656-45768	23112-46680
5057	LANDSCAPE ARCHITECT	24228-30624	24708-31236
5057	ARCHITECT III	36204-66096	36924-67416
5060	ARCHITECT II	29628-59820	30216-61020
5061	ARCHITECT I	25056-54108	25560-55188
5062	ASSOCIATE ARCHITECT	20496-48924	20904-49908
5063	ARCHITECTURAL SPECIALIST	24228-40032	24708-40836
5065	TECHNICAL ILLUSTRATOR II	28680-37452	29256-38196
5066	TECHNICAL ILLUSTRATOR I	20496-33900	20904-36924
5067	CONSTRUCTION PROJECT COORDINATOR	24228-37452	24708-38196

CODE	TITLE	1990-1991 ANNUAL RATE	1991-1992 RECOMMENDED ANNUAL RATE
5068	WORK CONTROL COORDINATOR/MANAGER	19164-40032	19548-40836
5069	MAINTENANCE PLANNER	19164-31680	19548-32316
5070	MEP DRAFTING DESIGNER	(ADDITION)	24708-38196
5071	DRAFTING TECHNICIAN/SPECIALIST IV	21924-38736	22368-39516
5072	DRAFTING TECHNICIAN III	18540-35028	18912-35724
5073	DRAFTING TECHNICIAN II	14004-31680	14280-32316
5074	DRAFTING TECHNICIAN I	10440-23436	10644-23904
5075	PHYSICAL PLANT TECHNICIAN III	(ADDITION)	24708-40836
5076	PHYSICAL PLANT TECHNICIAN II	(ADDITION)	19548-32316
5077	PHYSICAL PLANT TECHNICIAN I	(ADDITION)	16116-26436
5080	ENGINEERING ASSISTANT	19540-29628	18912-30216
5091	CHIEF CARTOGRAPHER	29628-47316	30216-49908
5082	SENIOR CARTOGRAPHER	27732-40032	28284-40836
5093	CARTOGRAPHER	22656-32748	23112-33409
5085	CARTOGRAPHIC TECHNICIAN II	17352-26796	17700-27336
5086	CARTOGRAPHIC TECHNICIAN I	15804-22656	16116-23112
5090	JOB COORDINATOR/SCHEDULER	12072-35028	12312-35724
5092	ASSISTANT JOB COORDINATOR	16812-23436	17148-23904
51-	PLANT OPERATION TITLES		
5120	WATER TREATMENT TECHNICIAN	19164-37452	19548-38196
5121	MECHANIC/TECHNICIAN SUPERVISOR	21204-40032	21624-42216
5122	MECHANIC/TECHNICIAN ASSISTANT SUPERVISOR	21204-35028	21624-36924
5123	MECHANIC/TECHNICIAN	18540-32748	17148-34584
5124	UTILITIES OPERATIONS SUPERINTENDENT	(ADDITION)	43668-72109
5125	UTILITIES OPERATIONS SUPERVISOR/MANAGER	16812-50616	17148-51624
5126	ASSISTANT UTILITIES OPERATIONS SUPERVISOR	21204-44268	21624-45156
5133	UTILITIES STATION OPERATOR III	18540-41388	18912-42216
5134	UTILITIES STATION OPERATOR II	17352-37452	17700-38196
5135	UTILITIES STATION OPERATOR I	14856-33900	15156-34584
5139	BUILDING UTILITY OPERATOR II	16296-25920	16620-26436
5140	BUILDING UTILITY OPERATOR I	13176-28680	13440-29256
5139	SUPERINTENDENT, CONTROL CENTER	24228-37452	24708-38196

CODE	TITLE	1990-1991 ANNUAL RATE	1991-1992 RECOMMENDED ANNUAL RATE
5160	ASSISTANT TO SUPERINTENDENT, CONTROL CENTER	18540-28680	22368-34584
52-	BUILDING AND ALLIED TRADES TITLES		
5205	BUILDING MAINTENANCE SPECIALIST	(ADDITION)	22368-34584
5206	ELECTRICIAN SUPERVISOR	23436-36204	23904-39516
5207	ASSISTANT ELECTRICIAN SUPERVISOR	20496-32748	20904-34584
5208	ELECTRICIAN FOREMAN/LEADER	19540-45768	18912-46680
5209	ASSISTANT ELECTRICIAN FOREMAN/LEADER	18540-40032	18912-30216
5211	ELECTRICIAN III	(ADDITION)	28284-46680
5212	ELECTRICIAN II	17940-38736	18300-42216
5213	ELECTRICIAN I	14856-25920	15156-38196
5215	PLUMBER SUPERVISOR	23436-36204	23904-39516
5217	PLUMBER FOREMAN/LEADER	18540-45768	18912-46680
5224	PLUMBER III	(ADDITION)	27336-45156
5225	PLUMBER II	16812-38736	17148-40836
5226	PLUMBER I	13176-25920	13440-36924
5230	CARPENTER SUPERVISOR	22656-33900	23112-38196
5232	CARPENTER FOREMAN/LEADER II	19836-45768	20232-46680
5233	CARPENTER FOREMAN/LEADER I	17940-24228	18300-24708
5235	CARPENTER II	14424-38736	14712-40836
5235	CARPENTER I	13584-25920	13860-36924
5237	CARPENTER III	(ADDITION)	27336-45156
5238	PAINTER SUPERVISOR	21204-32748	21624-35724
5239	ASSISTANT PAINTER SUPERVISOR	17940-26796	18300-30216
5240	PAINTER FOREMAN/LEADER	18540-42816	18912-43668
5244	PAINTER III	(ADDITION)	24708-40836
5245	PAINTER II	14004-37452	14280-38196
5246	PAINTER I	12420-23436	12672-33408
5247	EXHIBITS PAINTER	11712-15804	11952-16116
5248	CABINETMAKER SUPERVISOR/LEADER	16296-36204	16620-36924
5251	CABINETMAKER	15312-30624	15624-31236
5253	ROOFER	17352-38736	24708-39516
5257	WELDER	17940-38736	18300-39516

CODE	TITLE	1990-1991 ANNUAL RATE	1991-1992 RECOMMENDED ANNUAL RATE
5268	EQUIPMENT AIDE II	(ADDITION)	18300-30216
5269	EQUIPMENT AIDE I	(ADDITION)	17148-28284
5271	MASON FOREMAN/LEADER	(ADDITION)	18912-26436
5272	MASON II	17940-29628	18300-30216
5273	MASON I	14856-26796	15156-26436
5275	PLASTERER	16296-38736	16620-39516
5277	TILE SETTER	19836-27732	20232-28284
5278	CRAFTS TRADE TRAINING SUPERVISOR	(ADDITION)	24708-38196
5280	CONTROL SHOP/SHEETMETAL SUPERVISOR/LEADER/FOREMAN	21924-33900	24708-38196
5281	SHEETMETAL WORKER II	18540-29628	18912-30216
5282	SHEETMETAL WORKER I	16296-38736	16620-39516
5283	INSULATOR	18540-38736	24708-39516
5284	CONSTRUCTION MACHINERY OPERATOR II	16812-27732	20232-28284
5285	CONSTRUCTION MACHINERY OPERATOR I	12072-25920	12312-26436
5286	MAINTENANCE SUPERVISOR/COORDINATOR	16296-47316	16620-48264
5287	MAINTENANCE FOREMAN/LEADER	15804-36204	16116-38196
5288	MAINTENANCE WORKER III	16812-29628	17148-31236
5289	MAINTENANCE WORKER II	13584-28680	13860-25436
5290	MAINTENANCE WORKER I	11376-24228	11604-20904
5291	EXHIBITS FABRICATOR SUPERVISOR	15312-21204	15624-21624
5292	EXHIBITS INSTALLER SUPERVISOR	15312-21204	15624-21624
5293	EXHIBITS FABRICATOR/INSTALLER II	13176-17940	13440-18300
5294	EXHIBITS FABRICATOR/INSTALLER I	11712-15804	11952-16116
5295	EXTERMINATOR/PEST CONTROL TECHNICIAN II	18540-30624	18912-31236
5296	EXTERMINATOR/PEST CONTROL TECHNICIAN I	12420-26796	12672-27336
5297	SUPERVISOR, WORK CONTROL CENTER	21204-36204	21624-36924
5298	CRAFTS TRADE/SHIFT LEADER	17940-35028	18300-36924
5299	CRAFTS TRADE TRAINEE	15312-23436	14280-23904
53-	MECHANICAL AND ALLIED TRADES TITLES		
5302	THERMAL CONTROL MECHANIC III	(ADDITION)	27336-45156
5303	THERMAL CONTROL MECHANIC II	(ADDITION)	24708-40936
5304	THERMAL CONTROL MECHANIC I	(ADDITION)	22368-36924



CODE	TITLE	1990-1991 ANNUAL RATE	1991-1992 RECOMMENDED ANNUAL RATE
5308	REFRIGERATION MECHANIC FOREMAN/LEADER	19164-45768	19548-46680
5310	REFRIGERATION MECHANIC II	17352-38736	17700-39516
5311	REFRIGERATION MECHANIC I	14856-25920	15156-26436
5312	AIR CONDITIONING SUPERVISOR	24228-33900	25560-35724
5314	AIR CONDITIONING MECHANIC II	(ADDITION)	18300-25560
5315	AIR CONDITIONING FOREMAN	28680-45768	23112-46680
5317	AIR CONDITIONING LEADER	18540-42816	18912-43668
5318	ASSISTANT AIR CONDITIONING LEADER	23436-38736	23904-39516
5319	AIR CONDITIONING MECHANIC	14856-38736	15156-39516
5320	AIR CONDITIONING CONTROL OPERATOR	24228-38736	24708-39516
5321	MANAGER, TELECOMMUNICATIONS CUSTOMER SERVICES	24228-38736	24708-39516
5322	COMMUNICATIONS CUSTOMER SERVICES REPRESENTATIVE	21204-33900	21624-34584
5323	COMMUNICATIONS SUPERVISOR	23436-40032	23904-49908
5324	MANAGER, FIELD SERVICES AND OUTSIDE PLANT	37452-61824	38196-63060
5325	TRANSMISSION/SWITCHING TECHNICIAN	20496-38736	20904-39516
5326	COMMUNICATIONS/INSTALLATION TECHNICIAN	17940-48924	18300-48264
5327	TELECOMMUNICATIONS SYSTEMS SPECIALIST	19836-31680	20232-32316
5328	COMMUNICATIONS/TELECOMMUNICATIONS INSTALLATION COORDINATOR	16296-26796	16620-28284
5329	ELECTRONIC TECHNICIAN SUPERVISOR	25056-40032	21624-40836
5330	ELECTRONIC TECHNICIAN III	21924-38736	22368-42216
5331	ELECTRONIC TECHNICIAN II	17940-38736	18300-39516
5332	ELECTRONIC TECHNICIAN I	16812-31680	17148-32316
5333	RADIATION ACCELERATOR MAINTENANCE SUPERVISOR	40032-66096	40836-67416
5334	RADIATION ACCELERATOR TECHNICIAN III	35028-57852	35724-59004
5335	RADIATION ACCELERATOR TECHNICIAN II	30624-50616	31236-51624
5336	RADIATION ACCELERATOR TECHNICIAN I	19164-31680	19548-32316
5337	SENIOR ELEVATOR MAINTENANCE MECHANIC	42816-66096	43668-67416
5338	ELEVATOR MAINTENANCE MECHANIC III/LEADER	31680-50616	32316-51624
5339	ELEVATOR MAINTENANCE MECHANIC II	24228-38736	24708-39516

CODE	TITLE	1990-1991 ANNUAL RATE	1991-1992 RECOMMENDED ANNUAL RATE
5340	ELEVATOR MAINTENANCE MECHANIC I	18540-29628	18912-30216
5341	PREVENTIVE MAINTENANCE LEADER/FOREMAN	22656-37452	23112-43668
5342	PREVENTIVE MAINTENANCE MECHANIC	21924-33900	22368-39516
5345	MECHANICAL FOREMAN/LEADER	21204-33900	21624-34584
5346	MAINTENANCE MECHANIC/MECHANICAL SUPERVISOR	24228-38736	24708-38196
5348	PLANT MAINTENANCE MECHANIC	17940-31680	18912-33408
5349	SUPERVISOR, MAINTENANCE AND REPAIR SHOP	21204-36204	21624-30216
5351	DENTAL EQUIPMENT MECHANIC SUPERVISOR	23436-37452	23904-38196
5352	DENTAL EQUIPMENT MECHANIC II	20496-32748	20904-33408
5353	DENTAL EQUIPMENT MECHANIC I	17352-33900	17700-34584
5356	AUTOMOTIVE SHOP SUPERVISOR/FOREMAN	21204-38736	21624-36924
5357	AUTOMOTIVE MECHANIC II	14856-30624	15156-31236
5358	AUTOMOTIVE MECHANIC I	10440-23436	10644-23904
5359	INSTRUMENT MECHANIC SUPERVISOR/LEADER/ FOREMAN	21924-45768	22368-46680
5360	INSTRUMENT MECHANIC	18540-38736	20232-39516
5362	MACHINIST	13176-29628	13440-30216
5366	LOCKSMITH LEADER	16812-36204	17148-36924
5367	LOCKSMITH SUPERVISOR	17352-28680	17700-29256
5368	LOCKSMITH	13584-38736	13860-39516
5381	SENIOR CAPTAIN	36204-47316	36924-48264
5383	BOAT CAPTAIN	22656-42816	23112-43668
5384	MATE	(ADDITION)	18912-25560
5394	DECKHAND	14856-21924	15156-22368
5397	BOAT PILOT	16812-25056	17148-25560
54-	LABOR AND LABOR SUPERVISION TITLES		
5405	HORTICULTURIST	17352-33900	17700-34584
5409	ARBORIST II	14424-18540	14712-18912
5410	ARBORIST I	12072-15312	12312-15624
5411	SUPERINTENDENT OF GROUNDS MAINTENANCE	21204-54108	21624-55188
5413	GROUNDS MAINTENANCE SUPERVISOR	15804-29628	16116-33408
5415	ASSISTANT GROUNDS MAINTENANCE SUPERVISOR	14004-24228	14280-24708

CODE	TITLE	1990-1991 ANNUAL RATE	1991-1992 RECOMMENDED ANNUAL RATE
5417	GROUNDS MAINTENANCE FOREMAN/LEADER	12072-26796	12312-27336
5420	LANDSCAPE SUPERVISOR	23436-42816	23904-42216
5421	ASSISTANT LANDSCAPE SUPERVISOR	17940-25056	18300-27336
5422	GREENHOUSE SUPERVISOR/FOREMAN	16296-28680	16620-29256
5423	LANDSCAPE TECHNICIAN	(ADDITION)	18912-29256
5424	GROUNDSKEEPER III	13584-21924	13860-23112
5425	GROUNDSKEEPER II	10740-19164	10956-19548
5426	GROUNDSKEEPER I	9060 -17940	9240 -18300
5431	GARDENER	11376-19164	11604-19548
5435	LABORER FOREMAN/LEADER	15312-25056	15624-25560
5439	LABORER II	12804-19836	13056-20232
5440	LABORER I	8004 -16296	-16620
5443	VINEYARD SUPERVISOR	23436-35028	23904-35724
5445	VINEYARD WORKER IV	17940-25920	18300-26436
5446	VINEYARD WORKER III	14424-19836	14712-20232
5447	VINEYARD WORKER II	12072-15804	12312-16116
5448	VINEYARD WORKER I	10740-14424	10956-14712
5450	TRANSPORTATION SUPERVISOR	16812-27732	17144-30216
5451	ASSISTANT TRANSPORTATION SUPERVISOR	16296-25920	16620-28284
5452	TRANSPORTATION/UTILITY CREW FOREMAN/ LEADER	13176-28680	13440-29256
5458	DRIVER II	13176-21924	13440-22368
5459	DRIVER I	11376-19164	11604-20304
5461	UTILITY SERVICES SUPERVISOR	18540-28680	18912-29256
5463	UTILITY SERVICES FOREMAN	14424-21924	14712-22368
5465	UTILITY WORKER II	11712-20496	11952-20304
5466	UTILITY WORKER I	9060 -18540	9240 -18912
5470	HELPER	8004 -12420	-12672
6-	ANCILLARY SERVICE TITLES		
60-	HOUSING MANAGEMENT TITLES		
6007	ASSISTANT HOUSING DIRECTOR FOR PROPERTY AND MAINTENANCE	20496-26796	20904-27336
6010	MANAGER, DORMITORIES AND APARTMENTS	20496-32748	20904-33408

CODE	TITLE	1990-1991 ANNUAL RATE	1991-1992 RECOMMENDED ANNUAL RATE
6020	MANAGER, UNIVERSITY HOUSING OFFICE OPERATIONS	19836-31680	20232-32316
6030	ASSISTANT DIRECTOR/MANAGER, UNIVERSITY APARTMENTS	15312-24228	15624-24708
6033	COORDINATOR, APARTMENTS AND HOUSES	19836-27732	20232-28284
6035	UNIVERSITY APARTMENTS SITE SUPERVISOR	10140-13176	10344-13440
61-	FOOD MANAGEMENT TITLES		
6101	ASSOCIATE DIRECTOR OF FOOD SERVICE	36204-59820	36924-61020
6102	ASSISTANT DIRECTOR OF FOOD SERVICE	33900-50616	34584-57060
6103	SOUS CHEF	(ADDITION)	17700-27336
6104	CHEF	23436-36204	20232-36924
6105	FOOD SERVICE UNIT MANAGER/ FOOD SERVICE MANAGER	19164-44268	19548-45156
6106	ASSISTANT FOOD SERVICE MANAGER	16812-37452	17148-38196
6115	PROTECTED ENVIRONMENT DIETITIAN	30624-50616	33408-55188
6116	ADMINISTRATIVE DIETITIAN II	30624-50616	33408-55188
6117	ADMINISTRATIVE DIETITIAN I	24228-37452	24708-38196
6125	ASSISTANT DIRECTOR, DINING SERVICES	30624-40032	31236-40836
6136	NUTRITION SUPPORT DIETITIAN	25056-41388	27336-45156
6137	CHIEF DIETITIAN	24228-38736	24708-42216
6138	DIETITIAN/CLINICAL DIETITIAN	19164-35028	19548-38196
6139	DIETETIC TECHNICIAN	17352-28680	17700-29256
6140	RESEARCH DIETITIAN	21924-42816	22368-46680
6142	RESEARCH KITCHEN TECHNICIAN	14004-22656	14280-23112
6151	NUTRITIONIST II/RESEARCH NUTRITIONIST	24228-38736	24708-39516
6152	NUTRITIONIST I	19836-37452	20232-38196
6159	FOOD SERVICE SUPERVISOR IV	19836-35028	20232-33408
6160	FOOD SERVICE SUPERVISOR III	14004-33900	14712-34584
6161	FOOD SERVICE SUPERVISOR II	12804-24228	13056-24708
6162	FOOD SERVICE SUPERVISOR I/ ASSISTANT FOOD SERVICE SUPERVISOR	11376-19164	11604-19548
6167	DINING ROOM ATTENDANT	14856-24228	15156-24708
6172	CHIEF COOK	14004-22656	14280-23112
6173	ASSISTANT CHIEF COOK	14424-30624	14712-31236

CODE	TITLE	1990-1991 ANNUAL RATE	1991-1992 RECOMMENDED ANNUAL RATE
6174	METABOLIC COOK	11376-15312	11604-15624
6175	COOK III	12420-24228	12672-24708
6176	COOK II	11376-21924	11604-22368
6177	COOK I	10440-20496	10644-20904
6178	BAKER III	14856-24228	15156-24708
6179	BAKER II	11712-17940	12672-20232
6180	BAKER I	10740-20496	11280-20904
6184	FOOD CHECKER AND CASHIER	9576 -17352	9768 -19548
6185	WAITER	(ADDITION)	9492 -16520
6188	FOOD PREPARATION WORKER II	11376-16296	11604-16620
6189	FOOD PREPARATION/SERVICE WORKER I	9060 -15804	9240 -16116
6190	FOOD SERVICE WORKER III	12420-17940	12672-20232
6191	FOOD SERVICE WORKER II	9952 -18540	10044-18912
6192	FOOD SERVICE WORKER I	9300 -15904	9492 -17148
6194	CATERING AND VENDING OPERATIONS MANAGER	21924-33900	22368-34584
6195	VENDING MACHINE ATTENDANT	12072-17940	12312-18300
62-	BUILDING MANAGEMENT TITLES		
6203	DIRECTOR, HOUSEKEEPING AND LINEN SERVICES	25056-40032	25560-40336
6205	SUPERINTENDENT OF GENERAL SERVICES	30624-42816	31236-48264
6207	SUPERINTENDENT OF CUSTODIAL SERVICES	30624-42816	31236-48264
6208	ASSISTANT DIRECTOR/MANAGER, BUILDING SERVICES	21924-36204	22368-36924
6209	ASSISTANT DIRECTOR OF HOUSEKEEPING AND LAUNDRY	19164-28680	19548-32316
6210	MANAGER, CUSTODIAL SERVICES	25056-35028	21624-35724
6211	THEATER MANAGER	19164-25056	19548-25560
6213	BUILDING SERVICES COORDINATOR	17352-25056	17700-25560
6215	BUILDING SERVICES/HOUSEKEEPING SUPERVISOR II	14424-29628	14712-30216
6216	BUILDING SERVICES/HOUSEKEEPING SUPERVISOR I	14424-28680	14712-29256
6217	ASSISTANT BUILDING SERVICES SUPERVISOR	13584-26796	13860-29256
6218	CLASSROOM SCHEDULING COORDINATOR	14856-23436	15156-23904

CODE	TITLE	1990-1991 ANNUAL RATE	1991-1992 RECOMMENDED ANNUAL RATE
6219	BUILDING SUPERINTENDENT	19836-44268	20232-45156
6220	SUPERVISOR, PHYSICAL PLANT SUPPORT SERVICES	21204-35028	21624-35724
6221	SPACE UTILIZATION/FACILITIES ANALYST	18540-28680	18912-29256
6222	BUILDING ATTENDANT FOREMAN/LEADER	11064-24228	11280-24708
6223	ASSISTANT BUILDING ATTENDANT FOREMAN/LEADER	11376-19164	11604-19548
6224	BUILDING ATTENDANT III	14004-21924	14280-22368
6225	BUILDING ATTENDANT II	10440-19164	10644-19548
6226	BUILDING ATTENDANT I	8832 -16812	9012 -17148
6231	ASSISTANT EXECUTIVE HOUSEKEEPER	21204-33900	21624-34584
6240	HOUSEKEEPER II	12420-23436	12672-23904
6241	HOUSEKEEPER I	9300 -15804	9492 -16116
6250	BUILDING MONITOR	13584-17940	13860-18912
6265	PARKING GARAGE SUPERVISOR	21924-35028	22368-35724
6266	ASSISTANT SUPERVISOR, PARKING GARAGE	15804-22656	16116-23112
6288	GUEST ATTENDANT	11376-17940	11604-19300
6290	INTERIOR DESIGNER	21924-33900	22368-34584
6296	COSMETOLOGIST	13176-19164	13440-21624
63-	POLICE TITLES		
6303	PROGRAM DEVELOPMENT COORDINATOR, UNIVERSITY POLICE	(ADDITION)	23904-38196
6306	ASSISTANT CHIEF OF POLICE	18540-63960	18912-65244
6318	CAPTAIN, UNIVERSITY POLICE	20496-59820	20904-61020
6319	LIEUTENANT, UNIVERSITY POLICE	19836-54108	20232-55188
6320	SERGEANT, UNIVERSITY POLICE	17940-45768	18300-46680
6321	SENIOR SERGEANT, UNIVERSITY POLICE	(ADDITION)	26436-42216
6333	SENIOR POLICE OFFICER, UNIVERSITY POLICE	21924-35028	23112-36924
6334	FIELD TRAINING OFFICER	24228-38736	26436-42216
6335	POLICE OFFICER, UNIVERSITY POLICE	14424-40032	14712-40836
6336	POLICE OFFICER I, UNIVERSITY POLICE	(ADDITION)	20232-20232
6339	POLICE CADET	12804-18540	13440-20232
6340	FIELD TRAINING GUARD	16296-25920	16620-26436
6341	GUARD SUPERVISOR, UNIVERSITY POLICE	15804-21924	16116-26436

CODE	TITLE	1990-1991 ANNUAL RATE	1991-1992 RECOMMENDED ANNUAL RATE
6342	SENIOR GUARD, UNIVERSITY POLICE	14424-26796	14712-27336
6343	GUARD, UNIVERSITY POLICE	11712-25056	11952-25560
6344	POLICE COMMUNICATIONS SUPERVISOR	20496-28680	20904-29256
6345	POLICE COMMUNICATIONS OPERATOR	14004-25056	14280-25560
6346	SENIOR PARKING CONTROLLER, UNIVERSITY POLICE	14004-21924	14280-22368
6347	PARKING CONTROLLER, UNIVERSITY POLICE	9576 -18540	9768 -19912
6355	GUARD SUPERVISOR	16296-22656	16620-23112
6356	GUARD II	12420-17940	12672-20232
6357	GUARD I	8832 -16296	9012 -16620
64-	STORES AND SUPPLY MANAGEMENT TITLES		
6415	PROPERTY ADMINISTRATOR	14004-28680	14280-29256
6420	SURPLUS PROPERTIES SUPERVISOR	18540-28680	18912-29256
6426	MANAGER/SUPERVISOR, PHYSICAL PLANT STORES	24228-40032	24708-40836
6427	ASSISTANT MANAGER/SUPERVISOR, PHYSICAL PLANT STORES	21924-33900	22368-34584
6439	RETAIL MANAGER	15312-31680	15624-32316
6440	ASSISTANT RETAIL MANAGER	10740-19836	10956-20232
6441	STUDENT STORE MANAGER	21924-33900	22368-34584
6442	STORES SUPERVISOR	14004-32748	14280-33408
6443	ASSISTANT STORES SUPERVISOR/STORES LEADER	16812-31680	16620-32316
6445	STOREKEEPER	12804-26796	13056-27336
6448	STORES/SHIPPING AND RECEIVING CLERK III	14004-24228	14280-24708
6450	STORES/SHIPPING AND RECEIVING CLERK II	10140-20496	10344-20904
6454	STORES CLERK I	8244 -17940	-18300
6455	RECEIVING SUPERVISOR	15804-30624	16116-31236
6456	RECEIVING MANAGER	19836-36204	20232-36924
6457	RECEIVING CLERK	12804-19836	13056-20232
6458	INVENTORY SUPERVISOR III	24228-32748	24708-33408
6459	INVENTORY SUPERVISOR II	15312-31680	15624-32316
6460	INVENTORY SUPERVISOR I	10440-14424	10644-14712

CODE	TITLE	1990-1991 ANNUAL RATE	1991-1992 RECOMMENDED ANNUAL RATE
6461	CUSTOMER SERVICE SUPERVISOR	(ADDITION)	17700-27336
6462	INVENTORY CLERK III	14424-25920	14712-26436
6463	INVENTORY CLERK II	12804-21924	13056-22368
6464	INVENTORY CLERK I	10140-19164	10344-19548
6465	MILITARY PROPERTY MANAGER	16296-27732	16620-28284
6467	INVENTORY PLANNER	(ADDITION)	23904-39516
6468	WAREHOUSE MANAGER	17352-36204	17700-36924
6470	WAREHOUSE SUPERVISOR/FOREMAN	15804-27732	16116-28284
6471	WAREHOUSE WORKER III	14004-21924	14280-22368
6472	WAREHOUSE WORKER II	9852 -25056	10044-25560
6473	WAREHOUSE WORKER I	10740-16296	10956-16620
6475	SHIPPING MANAGER	19836-31680	20232-32316
6475	SHIPPING SUPERVISOR	16296-25920	16620-26436
6480	EXPEDITING SUPERVISOR	16812-32748	17148-33408
6481	EXPEDITER III/LEADER	16812-28680	17148-29256
6482	EXPEDITER II	15312-25056	15624-25560
6483	EXPEDITER I	10740-21924	10956-22368
6484	ASSISTANT STUDENT STORE MANAGER	15312-23436	15624-23904
6485	BOOKSTORE MERCHANDISE COORDINATOR	19836-27732	20232-28284
6486	BOOKSTORE ACCOUNTING SUPERVISOR	17940-25056	18300-25560
6487	BOOKSTORE/GIFT SHOP MANAGER	21204-36204	21624-36924
6488	ASSISTANT BOOKSTORE MANAGER	17352-37452	17700-38196
6489	BOOKSTORE DEPARTMENT MANAGER	21204-29628	21624-30216
6490	SALES CLERK/ASSISTANT	9576 -17940	9768 -18300
6491	RETAIL SALES CLERK/CASHIER	8244 -10440	9012 -11280
6492	TEXTBOOK MANAGER	17352-30624	17700-31236
6494	LABORATORY STORES ASSISTANT	11064-19164	11280-19548
55-	LAUNDRY TITLES		
6501	ASSISTANT DIRECTOR, LAUNDRY SERVICES	19164-30624	19548-31236
6503	LAUNDRY SUPERVISOR	13584-24228	14712-24708
6504	LAUNDRY WORKER III	13584-21204	13860-21624
6505	LAUNDRY WORKER II	11712-17940	11952-18300



CODE	TITLE	1990-1991 ANNUAL RATE	1991-1992 RECOMMENDED ANNUAL RATE
6506	LAUNDRY WORKER I	10440-15312	10644-17148
6507	LINEN SERVICES SUPERVISOR	17352-27732	17700-28284
6508	LINEN SERVICES WORKER	11064-19164	11280-19548
6510	SEAMSTRESS	10740-15312	10956-17148
6512	LAUNDRY WASHER	12072-17352	12312-19548
66-	OCCUPATIONAL HEALTH AND SAFETY TITLES		
6605	FIRE AND SAFETY COORDINATOR	19164-29628	19548-33408
6610	FIRE MARSHAL	19836-36204	20232-36924
6615	FIRE SAFETY INSPECTOR	16296-23436	16620-23904
6616	SAFETY MANAGER	32748-57852	26436-59004
6617	SAFETY SPECIALIST III	30624-50616	31236-51624
6618	SAFETY SPECIALIST II	25920-42816	26436-43668
6619	SAFETY SPECIALIST I	23436-38736	23904-39516
6620	SAFETY COORDINATOR	21204-48924	21524-48264
6628	SAFETY TRAINER	24228-40032	24708-40936
6630	RADIATION SAFETY SPECIALIST	13836-35028	20232-35724
6632	RADIATION SAFETY INSPECTOR	18540-25920	18912-27336
6635	OCCUPATIONAL SAFETY SPECIALIST	21924-38736	22368-39516
6637	ENVIRONMENTAL HEALTH SPECIALIST	23436-38736	23904-39516
6639	ASBESTOS ABATEMENT SPECIALIST	(ADDITION)	28284-39516
6641	BIOHAZARD SAFETY SPECIALIST II/LEADER	22656-36204	23112-36924
6642	BIOHAZARD SAFETY SPECIALIST I	20496-32748	20904-33408
6645	OCCUPATIONAL SAFETY INSPECTOR	18540-24228	18912-24708
6649	SENIOR SAFETY INSPECTOR	17352-28680	17700-29256
6650	SAFETY INSPECTOR	17352-26796	17700-27336
6651	ENVIRONMENTAL HEALTH INSPECTOR	18540-22656	18912-23112
6654	ENVIRONMENTAL HEALTH TECHNICIAN	14856-19836	15156-20232
6659	SAFETY TECHNICIAN II	13176-33900	13440-34584
6661	SAFETY TECHNICIAN I	14424-30624	14712-31236
8-	COMMUNICATIONS TITLES		
30-	LIBRARY TITLES		
3010	ASSISTANT LIBRARY DIRECTOR	21924-52320	22368-53364

CODE	TITLE	1990-1991 ANNUAL RATE	1991-1992 RECOMMENDED ANNUAL RATE
8011	LIBRARIAN III	23436-38736	23904-39516
8012	LIBRARIAN II	19164-36204	19548-36924
8013	LIBRARIAN I	16812-28680	17148-29256
8040	ARCHIVES TRANSLATOR	19164-24228	19548-24708
8069	LIBRARY ASSISTANT III	11712-29628	11952-30216
8070	LIBRARY ASSISTANT II	11064-25056	11280-25560
8072	LIBRARY ASSISTANT I	9300 -21204	9492 -22368
8080	LIBRARY CLERK	10740-16296	10956-18300
8089	ASSISTANT CONSERVATOR III/CURATOR	18540-26796	18912-27336
8090	ASSISTANT CONSERVATOR II	16812-24228	17148-25560
8091	ASSISTANT CONSERVATOR I	14856-21204	15156-22368
81-	TRAINING-EDUCATIONAL TITLES		
8101	ASSISTANT DIRECTOR, OFFICE OF EDUCATION	(ADDITION)	32316-51624
8103	TRAINING MANAGER/COORDINATOR	26796-48924	27336-49908
8104	ASSISTANT COORDINATOR FOR TRAINING	26796-37452	27336-38196
8105	PROGRAM COORDINATOR	22656-42816	23112-43668
8106	COORDINATOR OF INSTRUCTIONAL DEVELOPMENT	33900-55944	36924-61020
8107	INSTRUCTIONAL DEVELOPER II	29628-50616	30216-57060
8108	INSTRUCTIONAL DEVELOPER I	24228-44268	24708-51624
8109	TRAINING SPECIALIST III	24228-40032	24708-43668
8110	TRAINING SPECIALIST II	19164-36204	19548-36924
8111	TRAINING SPECIALIST I	14004-30624	14280-31236
8113	COMMUNITY RELATIONS COORDINATOR	(ADDITION)	27336-45156
8115	EDUCATIONAL SPECIALIST IV	21924-30624	22368-31236
8116	EDUCATIONAL SPECIALIST III	18540-25920	18912-26436
8117	EDUCATIONAL SPECIALIST II	15804-21924	16116-22368
8118	EDUCATIONAL SPECIALIST I	13584-18540	13860-18912
8119	CHILD CARE CENTER MANAGER	(ADDITION)	31236-51624
8120	INTERSCHOLASTIC ACTIVITIES DIRECTOR	28680-44268	29256-45156
8121	CHILD DEVELOPMENT SPECIALIST IV	24228-33900	24708-34584
8122	CHILD DEVELOPMENT SPECIALIST III	21204-29628	21624-30216
8123	CHILD DEVELOPMENT SPECIALIST II	18540-30624	18912-31236

CODE	TITLE	1990-1991 ANNUAL RATE	1991-1992 RECOMMENDED ANNUAL RATE
8124	CHILD DEVELOPMENT SPECIALIST I	16296-26796	15620-27336
8125	CHILD DEVELOPMENT AIDE II	13584-21204	13860-21624
8126	CHILD DEVELOPMENT AIDE I	12072-16296	12312-16620
8127	CHILD CARE SUPERVISOR/SPECIALIST II	17940-28680	18300-30216
8128	CHILD CARE SPECIALIST I	10440-15804	10644-16116
8129	ASSISTANT CHILD CARE SPECIALIST	9852 -14856	9492 -15156
8130	DOCENT COORDINATOR	14856-20496	15156-20904
8131	CHILD DEVELOPMENT ASSOCIATE	(ADDITION)	15116-22368
8132	CHILD DEVELOPMENT ASSISTANT	(ADDITION)	14280-19548
8140	ASSISTANT TO THE DIRECTOR IN CHARGE OF CURRICULUM AFFAIRS	19164-30624	19548-31236
8150	HEALTH EDUCATION ASSISTANT	14424-22656	14712-23112
8155	EXAMINATION ROOM PROCTOR	16296-25920	16620-26436
8159	COORDINATOR III, RESIDENCY TRAINING PROGRAM	19836-31680	20232-32316
8160	COORDINATOR II, RESIDENCY TRAINING PROGRAM	19164-32748	19548-33408
8161	COORDINATOR I, RESIDENCY TRAINING PROGRAM	17352-30624	17700-31236
8170	EMERGENCY MEDICAL SERVICES TRAINING COORDINATOR	26796-41388	27336-42216
8172	EMERGENCY MEDICAL SERVICES TRAINING SPECIALIST II	21924-33900	22368-34584
8173	EMERGENCY MEDICAL SERVICES TRAINING SPECIALIST I	19836-30624	20232-31236
8174	EMERGENCY MEDICAL SERVICES TRAINING ASSISTANT	17352-26796	17700-27336
8176	CONTINUING EDUCATION COORDINATOR II	19836-32748	20232-33408
8177	CONTINUING EDUCATION COORDINATOR I	15312-26796	15624-27336
8180	CONFERENCE COORDINATOR II	17940-32748	18300-43668
8181	CONFERENCE COORDINATOR I	16296-27732	16620-40836
8193	COMMUNITY EDUCATION/HEALTH EDUCATION SPECIALIST II	22656-41388	23112-42216
8194	COMMUNITY EDUCATION SPECIALIST I	19836-31680	20232-32316
8195	ATHLETIC MENTOR	16812-31680	17148-34584
92-	LANGUAGE TITLES		
8207	SUPERVISOR OF LANGUAGE LABORATORY	21924-30624	22368-31236

CODE	TITLE	1990-1991 ANNUAL RATE	1991-1992 RECOMMENDED ANNUAL RATE
8209	TRANSLATOR/INTERPRETER II	25056-41388	25560-42216
8210	TRANSLATOR/INTERPRETER I	17940-35028	18300-35724
83-	FINE ARTS AND SPECIAL EVENTS TITLES		
8307	ASSISTANT COORDINATOR OF UNIVERSITY PUBLICATIONS	36204-50616	36924-51624
8309	DIRECTOR OF DESIGN SERVICES	24228-37452	24708-38196
8325	ART REGISTRAR	16296-32748	16620-33408
8329	SLIDE LIBRARIAN	14424-24228	14712-24708
8330	GRAPHICS DESIGNER II	17940-28680	18300-30216
8331	GRAPHICS DESIGNER I	15804-21924	16116-22368
8332	EXHIBIT DESIGNER II	18540-25920	18912-26436
8333	EXHIBIT DESIGNER I	15804-22656	16116-23112
8334	ARTIST SUPERVISOR	24228-40032	24708-40836
8335	ARTIST III	16296-41388	16620-42216
8336	ARTIST II	13176-35028	13440-35724
8337	ARTIST I	9852 -25056	10044-25560
8338	GRAPHICS ASSISTANT	(ADDITION)	12672-20232
8339	REPRODUCTION ARTIST	16296-25056	16620-25560
8340	ART MODEL	8004 -18540	-18912
8343	COACH-ACCOMPANIST II	14856-19836	15156-20232
8344	COACH-ACCOMPANIST I	10740-14856	10956-15156
8347	PRODUCING DIRECTOR OF THE ARTS AND PERFORMANCES PROGRAM	30624-42816	31236-43668
8350	ASSOCIATE ARTISTIC DIRECTOR	(ADDITION)	17700-24708
8351	ASSISTANT PRODUCTION MANAGER	27732-35028	28284-35724
8354	WARDROBE SUPERVISOR	27732-35028	28284-36924
8359	DRAPER	20496-30624	20904-32316
8360	TECHNICAL SERVICES MANAGER	25056-37452	23112-39196
8361	ASSISTANT TECHNICAL SERVICES MANAGER	(ADDITION)	18912-34584
8362	MAINTENANCE SUPERVISOR	25056-37452	25560-38196
8363	SCENERY SUPERVISOR	27732-37452	28284-38196
8366	STAGE MANAGER	25056-36204	25560-36924
8367	TECHNICAL STAGE DIRECTOR	17352-24228	17700-24708

CODE	TITLE	1990-1991 ANNUAL RATE	1991-1992 RECOMMENDED ANNUAL RATE
8368	MANAGER, PUBLICITY, PROMOTION, AND PUBLIC RELATIONS	19836-31680	20232-33408
8370	BOX OFFICE MANAGER	17352-33900	17700-34584
8371	ASSISTANT BOX OFFICE MANAGER	18540-24228	18912-24708
8372	EVENTS MANAGER	22656-35028	23112-38196
8373	ASSISTANT EVENTS MANAGER	18540-25056	18912-34584
8374	STAGEHAND	12420-24228	12672-24708
8375	COMMUNICATIONS AND MARKETING MANAGER	(ADDITION)	23112-38196
8376	ASSISTANT COMMUNICATIONS AND MARKETING MANAGER	(ADDITION)	18912-34584
8377	COMMUNICATIONS AND MARKETING REPRESENTATIVE	15804-25056	16116-25560
8380	FACILITY WORKER CREW LEADER	16296-25920	16620-26436
8381	FACILITY WORKER	14424-20496	14712-20904
8385	AUDIENCE CONTROL SUPERVISOR	10440-13176	10644-13440
8386	AUDIENCE CONTROL WORKER	9576 -12072	9768 -12312
84-	RADIO AND TELEVISION TITLES		
8405	EXECUTIVE PRODUCER, LONGHORN RADIO NETWORK	23436-33900	23904-34584
8406	MANAGER, TELECOMMUNICATION CENTER	23436-37452	23904-38196
8407	TELEVISION PRODUCER/DIRECTOR	19836-36204	20232-40836
8415	PRODUCER/PRODUCER II	23436-40032	23904-40836
8416	ASSOCIATE PRODUCER/PRODUCER I	18540-32748	18912-33408
8417	ASSISTANT PRODUCER	14856-28680	15156-29256
8419	TELEVISION PRODUCTION MANAGER	29628-47316	30216-48264
8420	ASSISTANT TELEVISION PRODUCTION MANAGER	25920-41388	26436-42216
8421	RADIO/TELEVISION PRODUCTION SUPERVISOR	15804-38736	16116-39516
8425	TELEVISION PROJECT MANAGER	24228-38736	24708-39516
8427	STUDIO OPERATIONS MANAGER	22656-37452	23112-38196
8430	RADIO/TELEVISION TECHNICAL SUPERVISOR II	25920-45768	26436-46680
8431	RADIO/TELEVISION TECHNICAL SUPERVISOR I	19836-35028	20232-35724
8445	ASSISTANT DIRECTOR FOR TECHNICAL SERVICES	32748-50616	33408-51624

CODE	TITLE	1990-1991 ANNUAL RATE	1991-1992 RECOMMENDED ANNUAL RATE
8447	PROGRAM DEVELOPMENT FACILITATOR	24228-37452	24708-38196
8449	CHIEF, TELEVISION ENGINEERING	18540-70692	18912-72108
8453	TELEVISION AND ELECTRONIC CONTROL TECHNICIAN III	21924-45768	22368-46680
8454	TELEVISION AND ELECTRONIC CONTROL TECHNICIAN II	16296-37452	16620-38196
8455	TELEVISION AND ELECTRONIC CONTROL TECHNICIAN I	14004-33900	14280-34584
8466	TELEVISION/FILM WRITER-PRODUCER III	23436-41388	23904-42216
8467	TELEVISION/FILM WRITER-PRODUCER II	20496-32748	20904-33408
8468	TELEVISION/FILM WRITER-PRODUCER I	18540-29628	18912-30216
8470	RADIO/TELEVISION/FILM SPECIALIST V	25056-42816	25560-43668
8471	RADIO/TELEVISION/FILM SPECIALIST IV	17940-36204	18300-36924
8472	RADIO/TELEVISION/FILM SPECIALIST III	14004-28680	14280-29256
8473	RADIO/TELEVISION/FILM SPECIALIST II	10740-24228	10956-24708
8474	RADIO/TELEVISION/FILM SPECIALIST I	9576 -20496	9768 -20904
8475	PRODUCTION ASSISTANT II	12072-20496	12312-20904
8476	PRODUCTION ASSISTANT I	10140-16296	10344-16620
85-	AUDIO-VISUAL AND ILLUSTRATION TITLES		
8503	AUDIO-VISUAL SYSTEMS DIRECTOR	18540-28680	18912-29256
8505	MANAGER OF INSTRUCTIONAL MEDIA SYSTEMS	25056-54108	25560-55188
8507	ASSISTANT DIRECTOR/MANAGER, MEDIA PRODUCTIONS	28680-45768	29256-46680
8510	MEDICAL ILLUSTRATION MANAGER	33900-55944	34584-57060
8511	MEDICAL ILLUSTRATION SUPERVISOR	19836-41388	20232-42216
8515	MEDICAL ILLUSTRATOR IV	21204-40032	21624-40836
8516	MEDICAL ILLUSTRATOR III	20496-32748	20904-33408
8517	MEDICAL ILLUSTRATOR II	17940-32748	18300-33408
8518	MEDICAL ILLUSTRATOR I	14424-22656	14712-23112
8519	ILLUSTRATION ASSISTANT II	12420-19164	12672-19548
8520	ILLUSTRATION ASSISTANT I	10440-14856	10644-15156
8525	SUPERVISOR OF MEDICAL GRAPHICS	26796-41388	27336-42216
8526	MEDICAL GRAPHICS PRODUCTION COORDINATOR	(ADDITION)	24708-38196
8527	MEDICAL GRAPHICS TECHNICIAN IV	24228-37452	24708-38196

CODE	TITLE	1990-1991 ANNUAL RATE	1991-1992 RECOMMENDED ANNUAL RATE
528	MEDICAL GRAPHICS TECHNICIAN III	19836-32748	20232-33408
529	MEDICAL GRAPHICS TECHNICIAN II	17352-28680	17700-29256
530	MEDICAL GRAPHICS TECHNICIAN I	15312-24228	15624-24708
531	MARKETING RESEARCH/MARKETING COORDINATOR /MANAGER	19836-41388	20232-42216
532	MEDIA COORDINATOR	18540-40032	18912-40936
533	ASSISTANT MEDIA COORDINATOR	16296-35028	16620-35724
534	MEDIA COORDINATION SUPERVISOR	(ADDITION)	24708-38196
537	MEDIA SPECIALIST	13176-27732	13440-29284
538	AUDIO-VISUAL AIDS LIBRARIAN II	16812-30624	17148-31236
539	AUDIO-VISUAL AIDS LIBRARIAN I	15312-28680	15624-29256
540	ANIMATION COORDINATOR	22656-37452	23112-38196
541	AUDIO ENGINEERING TECHNICIAN	15312-23436	15624-23904
543	SUPERVISOR, AUDIO-VISUAL SERVICES	17940-38736	18300-34584
545	AUDIO-VISUAL EQUIPMENT TECHNICIAN III	14856-32748	15156-30216
546	AUDIO-VISUAL EQUIPMENT TECHNICIAN II	12420-27732	12672-27336
547	AUDIO-VISUAL EQUIPMENT TECHNICIAN I	11376-19836	11604-20232
550	AUDIO-VISUAL EQUIPMENT REPAIR TECHNICIAN	15312-23436	15624-23904
554	AUDIO-VISUAL EDUCATIONAL SPECIALIST III	19836-27732	20232-28284
555	AUDIO-VISUAL EDUCATIONAL SPECIALIST II	16812-28680	17148-29256
556	AUDIO-VISUAL EDUCATIONAL SPECIALIST I	14424-21924	14712-22368
557	SENIOR COMPUTER ILLUSTRATOR	(ADDITION)	24708-40936
558	COMPUTER ILLUSTRATOR	(ADDITION)	18912-34584
559	COMPUTER ILLUSTRATOR TECHNICIAN	(ADDITION)	17700-27336
560	AUDIO-VISUAL EQUIPMENT CLERK	13584-20496	13860-20904
570	MEDICAL CINEMATOGRAPHER	21924-33900	22368-34584
574	MOTION PICTURE PRODUCTION SUPERVISOR	24228-38736	24708-39516
66-	JOURNALISM-PUBLICATIONS TITLES		
6609	ASSISTANT DIRECTOR/MANAGER, NEWS AND INFORMATION SERVICE	20496-44268	20904-45156
6610	PUBLISHING TECHNICIAN III	22656-30624	23112-31236
6611	PUBLISHING TECHNICIAN II	20496-25920	20904-26436
6612	PUBLISHING TECHNICIAN I	17940-22656	18300-23112

JOB	TITLE	1990-1991 ANNUAL RATE	1991-1992 RECOMMENDED ANNUAL RATE
513	PROMOTION AND ADVERTISING MANAGER	17352-31680	17700-32316
514	PUBLICATIONS EDITOR	24228-44268	24708-45156
515	PUBLICATIONS PRODUCTION MANAGER	17940-40032	18300-40836
516	ASSISTANT PUBLICATIONS PRODUCTION MANAGER	19164-26796	20232-28284
617	COMPUTER PUBLISHING SPECIALIST	17352-25920	17700-26436
620	MARKETING SPECIALIST	32748-54108	33408-55188
641	ASSISTANT EDITOR, OFFICIAL PUBLICATIONS	15804-20496	16116-20904
649	EDITOR IV	26796-47316	27336-48264
650	EDITOR III	22656-42816	23112-43668
651	EDITOR II	17352-38736	17700-39516
652	EDITOR I	15312-36204	15624-36924
659	TECHNICAL WRITER/EDITOR IV	26796-40032	27336-42216
660	TECHNICAL WRITER/EDITOR III	22656-40032	23112-40836
661	TECHNICAL WRITER/EDITOR II	19836-31680	20232-32316
662	TECHNICAL WRITER/EDITOR I	16812-30624	17148-31236
667	EDITORIAL ASSISTANT	12072-15804	12312-30216
675	INFORMATIONAL WRITER III	19836-37452	20232-38196
676	INFORMATIONAL WRITER II	14424-31680	14712-33408
677	INFORMATIONAL WRITER I	11712-28680	11952-29256
679	PUBLIC INFORMATION SPECIALIST	15312-30624	15624-31236
680	PUBLIC INFORMATION ASSISTANT	12420-15804	12672-16116
681	PROOFREADER II	14424-25920	14712-26436
682	PROOFREADER I	12072-15312	12312-15624
87-	PRINTING-RELATED TITLES		
8709	ASSISTANT MANAGER, PRINTING DIVISION	26796-37452	27336-38196
8711	PRINTING SERVICES MANAGER	(ADDITION)	30216-46680
8713	PRINTING SERVICES PRODUCTION COORDINATOR	17940-30624	17148-31236
8714	DISTRIBUTION CENTER MANAGER	25920-42816	32316-53364
8715	PRINT SHOP SUPERVISOR	19164-37452	19548-38196
8717	ASSISTANT PRINT SHOP SUPERVISOR	19164-30624	19548-31236
8720	OFFSET PRESS SUPERVISOR	19540-32748	19912-33408



CODE	TITLE	1990-1991 ANNUAL RATE	1991-1992 RECOMMENDED ANNUAL RATE
721	OFFSET PRESS OPERATOR IV	16812-41388	17148-42216
722	OFFSET PRESS OPERATOR III	15312-31680	14712-33408
723	OFFSET PRESS OPERATOR II	13176-23436	13440-29256
724	OFFSET PRESS OPERATOR I	11376-19164	11604-22368
725	COPY CENTER SUPERVISOR II	19164-32748	18300-33408
726	COPY CENTER SUPERVISOR I	17940-25056	18300-25560
731	DUPLICATING EQUIPMENT OPERATOR III	13584-25056	13860-25560
732	DUPLICATING EQUIPMENT OPERATOR II	11064-23436	11280-23904
733	DUPLICATING EQUIPMENT OPERATOR I	9300 -19164	9492 -19548
734	SILKSCREEN PRINTER SUPERVISOR	15312-21204	15624-21624
735	SILKSCREEN PRINTER II	13176-17940	13440-18300
736	SILKSCREEN PRINTER I	11712-15804	11952-16116
740	OFFSET STRIPPER/PLATEMAKER	12420-21204	12672-21624
765	TYPESETTER OPERATOR SUPERVISOR	18540-32748	18912-33408
767	TYPESETTER OPERATOR II	15804-28680	16116-29256
768	TYPESETTER OPERATOR I	12420-23436	12672-23904
770	SUPERVISOR OF PRINT GRAPHICS SERVICES	22656-33900	23112-34584
772	GRAPHIC SERVICES SUPERVISOR	22656-36204	23112-38196
774	GRAPHIC PASTEUP	13584-18540	13860-18912
777	BOOKBINDER	19836-31680	20232-32316
779	ASSISTANT BOOKBINDER	14424-22656	14712-23112
780	BINDERY EQUIPMENT OPERATOR III	14856-25056	15156-30216
791	BINDERY EQUIPMENT OPERATOR II	12804-21924	13056-26436
792	BINDERY EQUIPMENT OPERATOR I	11064-19836	11280-20232
793	BINDERY ASSISTANT	(ADDITION)	10644-15624
88-	PHOTOGRAPHY TITLES		
8810	OPHTHALMIC PHOTOGRAPHER/ANGIOGRAPHER	25056-45768	25560-46680
8813	MEDICAL PHOTOGRAPHER/PHOTOGRAPHY SUPERVISOR	20496-45768	20904-46680
8814	MEDICAL PHOTOGRAPHY COORDINATOR	19154-31680	19548-32316
8815	MEDICAL PHOTOGRAPHER/PHOTOGRAPHER IV	21204-37452	21624-39196
8816	MEDICAL PHOTOGRAPHER/PHOTOGRAPHER III	16812-37452	17148-38196

CODE	TITLE	1990-1991	1991-1992
		ANNUAL RATE	RECOMMENDED ANNUAL RATE
317	MEDICAL PHOTOGRAPHER/PHOTOGRAPHER II	14424-31680	14712-32316
318	MEDICAL PHOTOGRAPHER/PHOTOGRAPHER I	12804-27732	13056-28284
340	PHOTOJOURNALIST	19836-30624	20232-31236
848	PHOTOGRAPHY LABORATORY SUPERVISOR	21924-35028	22368-35724
849	PHOTOGRAPHIC TECHNICIAN IV	17940-35028	18300-35724
850	PHOTOGRAPHIC TECHNICIAN III	15312-26796	15624-27336
851	PHOTOGRAPHIC TECHNICIAN II	12420-23436	12672-23904
852	PHOTOGRAPHIC TECHNICIAN I	10440-20496	10644-20904
870	MICROFORM TECHNICIAN III	13176-22656	13440-23112
871	MICROFORM TECHNICIAN II	12420-19836	12672-20232
872	MICROFORM TECHNICIAN I	11376-17352	11604-17700
19-	PRESS PRODUCTION TITLES		
1940	COMPOSING ROOM SUPERVISOR	21204-33900	21624-34584
1951	PASTE-UP SPECIALIST II	13176-25920	13440-26436
1952	PASTE-UP SPECIALIST I	10740-20496	10956-20904
1960	CAMERA ROOM SUPERVISOR	21204-28680	21624-29256
1963	CAMERA OPERATOR & PLATEMAKER II	15804-29628	16116-32316
1964	CAMERA OPERATOR & PLATEMAKER I	15312-25056	15624-25560
1970	WEB OFFSET PRESSROOM SUPERVISOR	21204-32748	21624-33408
1973	WEB OFFSET PRESS OPERATOR II	19164-29628	19548-30216
1974	WEB OFFSET PRESS OPERATOR I	16296-20496	16620-20904
1990	CIRCULATION MANAGER	23436-31680	23904-32316
1982	ASSISTANT CIRCULATION MANAGER	18540-24228	18912-24708
1995	CIRCULATION ASSISTANT	11712-15804	11952-16116
1987	RETAIL ADVERTISING MANAGER	15804-31680	16116-32316
9-	STAFF SERVICE TITLES		
90-	OFFICE AND BUSINESS MANAGEMENT TITLES		
9001	INSTITUTIONAL COORDINATOR, RESEARCH REVIEW	26796-48924	27336-49908
9002	ADMINISTRATIVE ANALYST	20496-42816	20904-43668
9003	ADMINISTRATIVE SERVICES OFFICER/STAFF ASSISTANT IV	31680-54108	32316-55188

CODE	TITLE	1990-1991	1991-1992
		ANNUAL RATE	RECOMMENDED ANNUAL RATE
9004	ADMINISTRATIVE SERVICES OFFICER III	29628-47316	30216-72108
9005	ADMINISTRATIVE SERVICES OFFICER II	25920-55944	26436-59004
9006	ADMINISTRATIVE SERVICES OFFICER I	22656-54108	23112-57060
9007	ADMINISTRATIVE COORDINATOR	17352-55944	17700-57060
9009	SENIOR EXECUTIVE ASSISTANT	26796-48924	27336-49908
9010	EXECUTIVE ASSISTANT	20496 -47316	20496 -47316
9011	ASSISTANT STAFF SERVICES COORDINATOR	21204-35028	21624-35724
9012	STAFF SERVICES SUPERVISOR	18540-27732	18912-28284
9013	STAFF SERVICES SPECIALIST	17352-32748	17700-33408
9014	COORDINATOR II, SPECIAL PROGRAMS	19836-32748	20232-33408
9015	COORDINATOR I, SPECIAL PROGRAMS	15312-25056	15624-25560
9016	ADMINISTRATIVE SERVICES MANAGER	26796-50616	27336-51624
9017	ASSISTANT DIRECTOR, MAIL AND TELEPHONE SERVICE	25056-40032	25560-40836
9018	ADMINISTRATIVE ASSISTANT III	23436-41388	23904-42216
9019	ADMINISTRATIVE ASSISTANT II	18540-42816	18912-43668
9020	ADMINISTRATIVE ASSISTANT I	14424-38736	14712-39516
9022	RECORDS MANAGEMENT ANALYST	14004-33900	14280-43668
9023	RECORDS SUPERVISOR	15312-28680	15624-29256
9024	RECORDS TECHNICIAN	13584-18540	13860-19912
9025	SENIOR ADMINISTRATIVE ASSOCIATE/ SPECIALIST	20496-41388	20904-42216
9026	ADMINISTRATIVE ASSOCIATE/SPECIALIST	16812-33900	17148-36924
9027	OFFICE SUPERVISOR II	15312-29680	16116-32316
9028	OFFICE SUPERVISOR I	12420-19836	12672-20232
9029	SENIOR STAFF SERVICES SPECIALIST	27732-44268	28284-45156
9030	LANDS RECORDS ADMINISTRATOR	32748-47316	33408-48264
9031	OFFICE ADMINISTRATIVE SYSTEM SUPERVISOR II	21924-35028	22368-35724
9032	OFFICE ADMINISTRATIVE SYSTEM SUPERVISOR I	19164-33900	19548-34584
9033	OFFICE ADMINISTRATIVE SYSTEM SPECIALIST	17940-29628	18300-30216
9034	ADMINISTRATIVE RESEARCH ASSISTANT	17352-24228	19912-26436
9035	ASSISTANT TO THE EDITOR, TECHNICAL AND SCIENTIFIC JOURNALS	19836-31680	20232-32316

IDE	TITLE	1990-1991 ANNUAL RATE	1991-1992 RECOMMENDED ANNUAL RATE
036	SENIOR EXECUTIVE SECRETARY	21924-35028	22368-35724
037	EXECUTIVE SECRETARY	16296-40032	17148-40836
038	ASSISTANT DIRECTOR FOR GOVERNMENTAL AFFAIRS	33900-55944	34584-57060
039	SENIOR ADMINISTRATIVE SECRETARY	17940-33900	18300-34584
040	ADMINISTRATIVE SECRETARY/SECRETARY III	13584-31680	13860-32316
041	SENIOR SECRETARY/SECRETARY II	10740-27732	10956-28284
042	SECRETARY/SECRETARY I	9300 -24228	9492 -24708
043	ASSISTANT SECRETARY TO THE BOARD FOR LEASE	19836-28680	20232-29256
044	SENIOR TECHNICAL SECRETARY	15312-28680	15624-29256
045	TECHNICAL SECRETARY	13584-22656	13860-23112
046	RECORDS AND INFORMATION SPECIALIST	25920-36204	26436-36924
047	MANAGER, TELECOMMUNICATIONS OPERATIONS/ TECHNICAL SERVICES	33900-57852	34584-59004
048	LEGAL SECRETARY II	19164-35028	19548-35724
049	LEGAL SECRETARY I	15312-25920	15624-27336
050	SENIOR OFFICE ASSISTANT	13584-22656	13860-23112
051	OFFICE ASSISTANT	10440-19836	10644-20232
052	ADMINISTRATIVE CLERK-TYPIST/CLERK TYPIST III	10740-23436	10956-20904
053	SENIOR CLERK-TYPIST/CLERK-TYPIST II	9852 -21924	10044-22368
054	CLERK-TYPIST/CLERK-TYPIST I	9300 -19164	9492 -19548
055	MEDICAL TYPIST II	14424-29628	15156-30216
056	MEDICAL TYPIST I/RECORD TRANSCRIPTIONIST	12072-27732	12312-28284
057	MAGNETIC KEYBOARD OPERATOR	15804-23436	16116-23904
058	WORD PROCESSING SUPERVISOR	16296-37452	16620-38196
059	WORD PROCESSING OPERATOR III/LEAD WORD PROCESSING OPERATOR	16296-30624	16620-31236
060	WORD PROCESSING OPERATOR II	12420-29628	12672-30216
061	WORD PROCESSING OPERATOR I	10440-25920	10644-26436
062	MANAGER OF INFORMATION SYSTEMS/SERVICES	37452-59820	38196-61020
063	INFORMATION SERVICES ANALYST	25056-40032	25560-40836
064	COORDINATOR OF INFORMATION SYSTEMS	16812-52320	17148-53364
065	INFORMATION SYSTEMS/ SERVICE/ SPECIALIST / TECHNICIAN	18540-41388	18912-36924

IDE	TITLE	1990-1991 ANNUAL RATE	1991-1992 RECOMMENDED ANNUAL RATE
066	CHIEF CLERK	16296-29628	16620-30216
067	MANAGER, TELECOMMUNICATIONS SERVICES	38736-63960	39516-65244
068	SENIOR ADMINISTRATIVE CLERK/TECHNICIAN	10740-30624	10956-31236
069	ADMINISTRATIVE CLERK/TECHNICIAN/ CLERK III	9852 -24228	10044-24708
070	SENIOR CLERK/CLERK II	9576 -21924	9768 -22368
071	CLERK/CLERK I	9060 -17352	9240 -17700
072	TELEPHONE SERVICE/INFORMATION MANAGER	26796-44268	27336-45156
073	MANAGER, TELEPHONE OPERATIONS	24228-38736	24708-39516
074	SUPERVISOR OF TELEPHONE SERVICES	16812-30624	17148-31236
075	ASSISTANT SUPERVISOR OF TELEPHONE SERVICES	16812-26796	17148-27336
076	MANAGER, TELECOMMUNICATIONS BILLING	26796-41388	27336-42216
077	MANAGER, TELECOMMUNICATIONS PLANNING	35028-54108	35724-55188
078	SENIOR TELECOMMUNICATIONS SYSTEM ADMINISTRATOR	21924-33900	22368-34584
079	DISPATCHER	9300 -19836	9492 -20232
080	MAIL SERVICES AND SUPPLY ROOM/ CENTRAL STORES SUPERVISOR	16296-26796	16620-27336
081	MAIL SERVICES SUPERVISOR	14856-30624	15156-31236
082	ASSISTANT MAIL SERVICES SUPERVISOR	13584-26796	13860-27336
083	MAIL CLERK LEADER	14004-21924	14280-22368
084	SENIOR MAIL CLERK	12804-23436	13056-23904
085	MAIL CLERK II	12072-21204	12312-21624
086	MAIL CLERK I	9300 -21924	9492 -23112
087	SWITCHBOARD/TELEPHONE/INFORMATION SUPERVISOR	12420-32748	13440-33408
088	SWITCHBOARD/TELEPHONE ASSISTANT SUPERVISOR	14004-21924	14280-22368
089	SWITCHBOARD OPERATOR III/SENIOR INFORMATION ATTENDANT	14856-27732	15156-28284
090	SWITCHBOARD/TELEPHONE OPERATOR II/ INFORMATION ATTENDANT	12420-22656	12672-23112
091	SWITCHBOARD/TELEPHONE OPERATOR I	10740-17352	10956-18912
092	TELECOMMUNICATIONS SYSTEM ADMINISTRATOR	18540-28680	18912-29256
093	TELECOMMUNICATIONS OPERATIONS INSTALLER	21924-33900	22368-34584
094	TELECOMMUNICATIONS NETWORK ANALYST	32748-50616	33408-51624

IDE	TITLE	1990-1991 ANNUAL RATE	1991-1992 RECOMMENDED ANNUAL RATE
095	DATA COMMUNICATIONS TECHNICIAN	26796-41388	27336-42216
096	CLERICAL ASSISTANT	8004 -15312	-15624
097	RECEPTIONIST	10140-17940	10344-19548
098	GRADUATE ASSISTANT	8520 -25056	-25560
099	TELECOMMUNICATIONS ANALYST	26796-41388	27336-42216
1-	FISCAL AND ACCOUNTING TITLES		
101	MANAGER, DEVELOPMENT	(ADDITION)	39516-65244
102	SENIOR ADMINISTRATIVE MANAGER	(ADDITION)	30216-48264
103	TRUST OFFICER	28680-42816	29256-43668
104	ASSOCIATE DIRECTOR, FINANCE	45768-75588	46680-77100
105	SPECIAL PROJECTS COORDINATOR	32748-47316	32316-48264
106	COORDINATOR, BUDGET OFFICE	32748-54108	33408-55188
107	ASSISTANT DIRECTOR, PAYROLL	27732-44268	28284-45156
108	ASSISTANT BUDGET OFFICER	27732-44268	28284-45156
109	MANAGER, BUSINESS DEVELOPMENT	41388-68364	42216-69732
110	ASSOCIATE DIRECTOR OF DEVELOPMENT	36204-59820	36924-61020
111	ASSISTANT TO BUSINESS MANAGER	28680-42816	29256-45156
112	ASSISTANT DIRECTOR OF DEVELOPMENT	31680-52320	32316-53364
113	DEVELOPMENT SPECIALIST/OFFICER	25920-44268	26436-45156
114	DEVELOPMENT ASSISTANT	19836-31680	20232-32316
115	ASSISTANT TO THE DIRECTOR OF BUDGET AND PAYROLL	28680-45768	29256-46680
116	AUDIT SUPERVISOR	28680-50616	29256-51624
117	EQUITY TRADER	26796-42816	27336-43668
118	ASSISTANT TO THE INVESTMENT OFFICER	30624-41388	31236-42216
119	FINANCIAL ANALYST II	33900-52320	34584-53364
120	FINANCIAL ANALYST I	21204-45768	21624-46680
121	SECURITIES ANALYST III	33900-52320	34584-53364
122	SECURITIES ANALYST II	27732-38736	28284-39516
123	SECURITIES ANALYST I	23436-29628	23904-30216
124	SECURITIES RESEARCH ASSISTANT II	17940-22656	18300-23112
125	SECURITIES RESEARCH ASSISTANT I	16296-21924	16620-22368
126	ASSISTANT DIRECTOR, INTERNAL AUDITS	32748-52320	33408-63060

CODE	TITLE	1990-1991 ANNUAL RATE	1991-1992 RECOMMENDED ANNUAL RATE
129	ASSISTANT DIRECTOR, ACCOUNTING/FINANCE	29628-68364	30216-69732
129	ASSISTANT TO THE DIRECTOR OF ACCOUNTING	29680-50616	29256-51524
130	STAFF AUDITOR IV	29628-42816	30216-43668
131	STAFF AUDITOR III	26796-38736	27336-39516
132	STAFF AUDITOR II	24228-33900	24708-34584
133	STAFF AUDITOR I	21204-29628	21624-30216
134	INTERNAL AUDITOR IV	30624-44268	31236-45156
135	INTERNAL AUDITOR III	25056-50616	25560-51524
136	INTERNAL AUDITOR II	20496-45768	20904-46680
137	INTERNAL AUDITOR I	17940-41388	18300-42216
138	EDP AUDITOR II	25056-54108	25560-55188
139	EDP AUDITOR I	21204-38736	21624-39516
142	BURSAR	20496-37452	20904-38196
143	GAS CONTRACT ANALYST	29628-40032	30216-40936
144	ASSISTANT DIRECTOR, COST REIMBURSEMENT	29628-47316	30216-48264
145	ACCOUNTING SYSTEMS SUPERVISOR	29628-42916	32316-45156
147	REPORTS SUPERVISOR	32748-48924	33408-49908
148	SUPERVISOR II, PAYROLL/FINANCE DIVISION	24228-54108	24708-55198
149	SUPERVISOR I, PAYROLL/FINANCE DIVISION	20496-38736	20904-39516
150	MANAGER, FINANCE	37452-61824	39196-63060
151	ASSISTANT MANAGER, FINANCE	31680-52320	32316-53364
152	GAS REVENUE SUPERVISOR	32748-48924	33408-49908
153	OIL REVENUE SUPERVISOR	32748-48924	33408-49908
154	ACCOUNTING GROUP SUPERVISOR	25920-50616	26436-51524
155	REPORTS OFFICER	27732-44268	26436-45156
156	SUPERVISOR, GRANT AND CONTRACT ADMINISTRATION DIVISION	25920-47316	26436-48264
157	GRANTS AND CONTRACTS SPECIALIST III	22656-44268	23112-46680
158	GRANTS AND CONTRACTS SPECIALIST II	21204-37452	21624-38196
159	GRANTS AND CONTRACTS SPECIALIST I	17352-33900	17700-34584
160	ACCOUNTANT III	23436-48924	23904-49908
161	ACCOUNTANT II	20496-44268	20904-45156
162	ACCOUNTANT I	17352-38736	17700-39516

CODE	TITLE	1990-1991 ANNUAL RATE	1991-1992 RECOMMENDED ANNUAL RATE
163	MANAGER, EDP AUDIT	(ADDITION)	35724-59004
164	MANAGER, INTERNAL AUDIT	(ADDITION)	33408-55188
165	SUPERVISOR, MANAGEMENT ACCOUNTS	21924-42816	22368-43668
166	SUPERVISOR OF ACCOUNTS	17940-40032	18300-40936
167	ASSISTANT DIRECTOR, TECHNOLOGY DEVELOPME NT	(ADDITION)	33408-55188
168	CLINICAL DATA AND REIMBURSEMENT SUPERVIS OR	(ADDITION)	30216-49908
169	ACCOUNTING COORDINATOR/TECHNICIAN/CLERK LEADER	16812-35028	17148-35724
170	ACCOUNTING CLERK III	13176-29628	13440-30216
171	ACCOUNTING CLERK II	12420-25920	12672-26436
172	ACCOUNTING CLERK I	9300 -22656	9492 -23112
173	INSTITUTIONAL RESEARCH ANALYST	17352-47316	17700-48264
174	SENIOR BUDGET ANALYST/ BUDGET ANALYST III	25056-47316	25560-48264
175	BUDGET ANALYST II	17352-41388	17700-42216
176	BUDGET ANALYST I	16296-33900	16620-34584
177	BUDGET ASSISTANT	15312-25056	15624-25560
178	INSTITUTIONAL RESEARCH ASSOCIATE	27732-38736	28284-39516
179	CASHIER III	14004-27732	14280-28284
180	CASHIER II	10740-24228	10956-24708
181	CASHIER I	9576 -20496	9768 -20904
182	ENDOWMENT GROUP SUPERVISOR	29628-44268	30216-45156
183	ENDOWMENT ANALYST III	27732-41388	28284-42216
184	ENDOWMENT ANALYST II	23436-38736	23904-39516
185	ENDOWMENT ANALYST I	20496-31680	20904-32316
186	ENDOWMENT CLERK	16296-25920	16620-26436
187	AUDITING CLERK III	17940-26796	18300-30216
188	AUDITING CLERK II	12420-15804	12672-16116
189	AUDITING CLERK I	10440-12420	10644-12672
190	PAYROLL TECHNICIAN/ANALYST II	14856-27732	15156-28284
191	PAYROLL TECHNICIAN/ANALYST I	12072-25920	12312-26436
193	SENIOR OIL/GAS REVENUE ANALYST	28680-40032	29256-40936
194	OIL/GAS REVENUE ANALYST	25056-35028	25560-35724



CODE	TITLE	1990-1991 ANNUAL RATE	1991-1992 RECOMMENDED ANNUAL RATE
195	ASSOCIATE OIL/GAS REVENUE ANALYST	21924-30624	22368-31236
197	TRADING OPERATIONS ASSISTANT	16296-25056	16620-25560
198	SENIOR STRATEGIC PLANNER	26796-42816	27336-43668
199	STRATEGIC PLANNER	20496-32748	20904-33408
2-	STATISTICAL TITLES		
202	ADMINISTRATIVE DIRECTOR, PRODUCTIVITY SYSTEMS	45768-75588	46680-77100
204	ASSISTANT EPIDEMIOLOGIST II	28680-47316	29256-48264
205	ASSISTANT EPIDEMIOLOGIST I	26796-44268	27336-45156
208	PLANNER II	(ADDITION)	38196-63060
209	PLANNER I	(ADDITION)	33408-55188
210	PLANNING ANALYST	23436-38736	23904-39516
215	STATISTICIAN	16296-40032	16620-40936
219	STATISTICAL CLERK III	16812-25056	17148-25560
220	STATISTICAL CLERK II	12420-23436	12672-23904
221	STATISTICAL CLERK I	10740-22656	10956-20904
240	SENIOR HEALTH PROGRAMS ANALYST	24228-38736	24708-39516
241	HEALTH PROGRAMS ANALYST	21204-33900	21624-34584
250	MARKET RESEARCH ANALYST	25056-41388	25560-42216
260	MANAGEMENT ANALYST IV	40032-63960	40936-65244
261	MANAGEMENT ANALYST III	35028-55944	35724-57060
262	MANAGEMENT ANALYST II	30624-48924	31236-49908
263	MANAGEMENT ANALYST I	26796-42816	27336-43668
93-	DATA PROCESSING TITLES		
9302	MANAGER, ADMINISTRATIVE INFORMATION SYSTEMS	52320-86412	53364-98140
9303	MANAGER, HOSPITAL DATA SYSTEMS SERVICES	32748-52320	33408-53364
9304	ASSISTANT DIRECTOR, DATA PROCESSING	45768-73116	46680-74580
9305	ASSISTANT DIRECTOR, AUTOMATED/HOSPITAL INFORMATION SYSTEM	33900-54108	34584-55188
9306	MANAGER, COMPUTING SERVICES	30624-55944	21624-59004
9307	TECHNICAL ASSISTANT TO THE DIRECTOR II	31680-40032	32316-40936
9309	TECHNICAL ASSISTANT TO THE DIRECTOR I	21924-30624	22368-31236

CODE	TITLE	1990-1991	1991-1992
		ANNUAL RATE	RECOMMENDED ANNUAL RATE
309	ASSISTANT TO THE ASSISTANT VICE PRESIDENT, INFORMATION MANAGEMENT	28680-45768	29256-46680
310	DATA BASE COORDINATOR	25056-59820	25560-63060
311	DATA ADMINISTRATOR	31680-61824	32316-63060
312	DATA BASE SPECIALIST	19836-38736	20232-39516
313	MANAGER, SOFTWARE SYSTEMS PROGRAMMING	31680-70692	32316-72108
314	MANAGER, OPERATIONS AND SERVICES	21204-57852	21624-59004
315	MANAGER/SUPERVISOR, PROGRAMMING SERVICES	28680-75588	29256-77100
316	MANAGER, SYSTEMS ANALYST SERVICES	25920-80820	26436-82440
318	SYSTEMS COORDINATOR	25056-57852	25560-67416
319	SENIOR SYSTEMS ANALYST/SYSTEMS ANALYST IV	29628-66096	30216-67416
320	SYSTEMS ANALYST III	26796-73116	27336-74580
321	SYSTEMS ANALYST II	22656-63960	23112-65244
322	SYSTEMS ANALYST I	17940-57852	18300-59004
324	PROGRAMMER ANALYST IV	25056-70692	25560-72108
325	PROGRAMMER ANALYST III	22656-61824	23112-63060
326	PROGRAMMER ANALYST II	17940-55944	18300-57060
327	PROGRAMMER ANALYST I	16296-48924	16620-51624
329	COMPUTER PROGRAMMER IV	25056-55944	25560-57060
330	COMPUTER PROGRAMMER III	19836-48924	20232-49908
331	COMPUTER PROGRAMMER II	15804-48924	16116-49908
332	COMPUTER PROGRAMMER I	11376-42816	11604-43668
333	SENIOR CLIENT SUPPORT ANALYST	(ADDITION)	20904-33408
335	COMPUTER PROGRAMMER/SERVICES ASSISTANT II	14004-35028	14280-35724
336	COMPUTER PROGRAMMER ASSISTANT I	11064-24228	11280-24708
337	ADP PRODUCTION MODIFICATION COORDINATOR	19836-32748	20232-33408
338	CLIENT SUPPORT ANALYST	17352-29628	17700-30216
339	DATA SYSTEMS COORDINATOR	18540-36204	19912-36924
340	OPERATIONS COORDINATOR, DATA PROCESSING	21204-42816	21624-43668
341	SUPERVISOR II, COMPUTER OPERATIONS	21924-48924	22368-49908
342	SUPERVISOR I, COMPUTER OPERATIONS	19836-30624	20232-31236

CODE	TITLE	1990-1991 ANNUAL RATE	1991-1992 RECOMMENDED ANNUAL RATE
343	SHIFT SUPERVISOR, COMPUTER OPERATIONS	19164-40032	19548-40836
344	COMPUTER OPERATOR IV	17352-42816	17700-43668
345	COMPUTER OPERATOR III	16812-36204	17148-36924
346	COMPUTER OPERATOR II	14856-31680	15156-32316
347	COMPUTER OPERATOR I	11376-23436	11604-23904
348	COMPUTER EQUIPMENT MAINTENANCE TECHNICIAN SUPERVISOR	25056-40032	25560-40836
349	DATA SYSTEMS SUPERVISOR	15804-26796	16116-27336
350	MANAGER/COORDINATOR, COMPUTING USER SERVICES/INFORMATION SYSTEMS HELP CENTER	27732-54108	29284-55188
351	AUTOMATED SYSTEMS MANAGER	32748-52320	33408-53364
352	DATA COMMUNICATION SPECIALIST	19836-40032	19912-42216
353	INFORMATION SPECIALIST	17352-26796	17700-27336
354	COMPUTER SYSTEM DEVELOPMENT SPECIALIST	21204-44268	21624-46680
355	SENIOR COMPUTER EQUIPMENT MAINTENANCE TECHNICIAN/COMPUTER EQUIPMENT MAINTENANCE TECHNICIAN III	21204-35028	21624-35724
356	COMPUTER EQUIPMENT MAINTENANCE TECHNICIAN II	18540-36204	18912-31236
357	COMPUTER EQUIPMENT MAINTENANCE TECHNICIAN I	14004-26796	14280-27336
358	COMMUNICATION/NETWORK MANAGER	30624-55944	31236-57060
359	SUPERVISOR, AUXILIARY EQUIPMENT OPERATIONS	16812-27732	17148-28284
360	PROGRAMMER ANALYST ASSISTANT II	20496-32748	20904-33408
361	PROGRAMMER ANALYST ASSISTANT I	17940-28680	18300-29256
362	MAGNETIC TAPE LIBRARIAN/ INFORMATION STORAGE LIBRARIAN	12804-25056	13056-24708
364	WORK PROCESSING SCHEDULER	19836-31680	20232-32316
365	SENIOR OPERATING SYSTEMS SPECIALIST/ SOFTWARE SYSTEMS SPECIALIST IV	30624-68364	31236-69732
366	SOFTWARE SYSTEMS SPECIALIST III	28680-63960	29256-67416
367	OPERATING SYSTEMS SPECIALIST/SOFTWARE SYSTEMS SPECIALIST II	17352-55944	17700-59004
368	SOFTWARE SYSTEMS SPECIALIST I	20496-48924	20904-49908
369	INFORMATION MANAGEMENT SECURITY AND CONTINGENCY PLANNER	26796-52320	27336-53364
370	DOCUMENTATION SPECIALIST II	19164-37452	19548-38196

ODE	TITLE	1990-1991 ANNUAL RATE	1991-1992 RECOMMENDED ANNUAL RATE
371	DOCUMENTATION SPECIALIST I	17352-38736	17700-39516
372	JOB CONTROL LANGUAGE SPECIALIST	19836-32748	20232-33408
373	SUPERVISOR, CONTROL SECTION	18540-33900	18912-34584
374	CONTROL CLERK/DATA ANALYST III	14004-26796	14280-27336
375	CONTROL CLERK/DATA ANALYST II	10440-24228	10644-24708
376	CONTROL CLERK/DATA ANALYST I	10440-21924	10644-22368
377	COMPUTER LABORATORY SYSTEM/INFORMATION SERVICES USER SUPPORT MANAGER	23436-59820	23904-61020
378	SENIOR COMPUTER OPERATIONS SPECIALIST	19164-33900	19548-34584
379	COMPUTER OPERATIONS SPECIALIST	14004-23436	14280-25560
380	CONTROL CLERK IV	16296-25920	16620-26436
381	COMPUTER USER SERVICES SPECIALIST II	21204-37452	21624-48264
382	COMPUTER USER SERVICES SPECIALIST I	17352-38736	17700-39516
383	COMPUTER USER SERVICES ASSISTANT/ HELP DESK CUSTOMER SERVICES REPRESENTATIVE	17940-37452	18300-38196
384	SENIOR NETWORK ANALYST	(ADDITION)	32316-59004
385	NETWORK ANALYST	(ADDITION)	27336-51624
386	SUPERVISOR, ELECTRONIC DATA PROCESSING	16296-41388	16620-42216
387	DATA ENTRY SUPERVISOR	12420-37452	12672-38196
388	SOFTWARE SUPPORT SPECIALIST II	33900-55944	34584-57060
389	SOFTWARE SUPPORT SPECIALIST I	31680-52320	32316-53364
390	NETWORK MANAGER	(ADDITION)	35724-49908
391	NETWORK TECHNICIAN/SUPPORT SPECIALIST III	(ADDITION)	24708-49908
392	NETWORK TECHNICIAN/SUPPORT SPECIALIST II	(ADDITION)	21624-42216
393	NETWORK TECHNICIAN/SUPPORT SPECIALIST I	(ADDITION)	19912-34584
394	DATA ENTRY OPERATOR III	14004-27732	14280-28294
395	DATA ENTRY OPERATOR II	12420-25056	12672-25560
396	DATA ENTRY OPERATOR I	9300 -21204	9492 -21624
397	FINANCIAL SYSTEMS ANALYST	27732-45768	29284-46680
398	MICROCOMPUTER APPLICATIONS SPECIALIST	(ADDITION)	20904-31236
94-	LEGAL TITLES		
9403	RISK MANAGER	(ADDITION)	39516-65244

00E	TITLE	1990-1991 ANNUAL RATE	1991-1992 RECOMMENDED ANNUAL RATE
405	ASSISTANT TO LEGAL REVIEW OFFICER	38736-63960	39516-65244
410	LEGAL ASSISTANT	15804-44268	16116-45156
421	ASSISTANT STUDENTS' ATTORNEY	23436-29628	23904-30216
425	LAW CLERK	24228-38736	24708-39516
5-	PERSONNEL MANAGEMENT TITLES		
505	ASSISTANT DIRECTOR OF PERSONNEL/ HUMAN RESOURCES GROUP MANAGER	25920-57952	26436-61020
507	PERSONNEL COORDINATOR II	28680-45769	29256-46680
508	PERSONNEL COORDINATOR I	18540-25920	18912-26436
509	COMPENSATION AND CLASSIFICATION MANAGER	(ADDITION)	21624-30216
510	PERSONNEL/HUMAN RESOURCES GROUP MANAGER/SUPERVISOR	26796-52320	27336-53364
511	ASSISTANT PERSONNEL GROUP MANAGER	28680-38736	29256-49908
515	SENIOR PERSONNEL/HUMAN RESOURCES REPRESENTATIVE II	25920-45769	23112-51624
516	PERSONNEL/HUMAN RESOURCES REPRESENTATIVE I	19540-41388	19548-43668
520	PERSONNEL/HUMAN RESOURCES INTERVIEWER	15804-27732	16116-28284
530	COMPENSATION ANALYST	20496-32748	20904-33408
538	SENIOR EMPLOYMENT REPRESENTATIVE	25056-40032	25560-40836
539	EMPLOYMENT REPRESENTATIVE	21924-36204	22368-36924
541	PERSONNEL/HUMAN RESOURCES ASSISTANT/ SPECIALIST III	20496-29628	20904-30216
542	PERSONNEL/HUMAN RESOURCES ASSISTANT/ SPECIALIST II	16296-38736	16620-39516
543	PERSONNEL/HUMAN RESOURCES ASSISTANT/ SPECIALIST I	14004-35028	14280-36924
558	EMPLOYEE BENEFITS REPRESENTATIVE II	21204-32748	25560-35724
559	EMPLOYEE BENEFITS REPRESENTATIVE I	17352-37452	17700-33408
560	SENIOR HUMAN RESOURCES DEVELOPMENT SPECIALIST	22656-36204	23112-36924
561	HUMAN RESOURCES DEVELOPMENT SPECIALIST	19540-29628	18912-30216
562	HUMAN RESOURCES DEVELOPMENT ASSISTANT	16812-26796	17148-27336
565	AFFIRMATIVE ACTION REPRESENTATIVE	21204-45768	21624-46680
566	EMPLOYEE RELATIONS COORDINATOR	25920-41388	26436-42216
563	RISK MANAGER	(ADDITION)	39516-65244

CODE	TITLE	1990-1991 ANNUAL RATE	1991-1992 RECOMMENDED ANNUAL RATE
569	RISK MANAGEMENT SPECIALIST	25920-55944	26436-57060
588	HUMAN RESOURCES TECHNICIAN III	19164-31680	19548-32316
589	PERSONNEL CLERK/HUMAN RESOURCES TECHNICIAN II	15312-28680	15624-29256
590	PERSONNEL/HUMAN RESOURCES/CLERK/ TECHNICIAN I	10440-25920	10644-26436
591	SR EMPLOYEE CLAIMS ASSISTANT	(ADDITION)	17700-23112
592	EMPLOYEE CLAIMS ASSISTANT	(ADDITION)	16116-22368
6-	PURCHASING MANAGEMENT TITLES		
603	ASSOCIATE DIRECTOR, PROCUREMENT	(ADDITION)	43668-72108
606	PROPERTY CONTROL MANAGER	(ADDITION)	39516-65244
607	ASSISTANT PURCHASING AGENT/ DIRECTOR/MANAGER	24228-52320	24708-46680
610	TRAFFIC MANAGER	(ADDITION)	39516-65244
625	MANAGER, PROCUREMENT	(ADDITION)	39516-65244
626	TECHNICAL PROCUREMENT SPECIALIST	(ADDITION)	36924-61020
627	SUPERVISOR, PROCUREMENT	27732-47316	28284-57060
628	SENIOR PROCUREMENT OFFICER	19836-41388	20232-49908
629	PROCUREMENT OFFICER/COORDINATOR	16296-33900	16620-40836
630	PROCUREMENT ASSISTANT	15312-28680	15624-31236
9648	SENIOR BUYER	21204-40032	21624-45156
9650	BUYER III	16296-31680	16620-36924
9651	BUYER II	13176-29628	13440-30216
9652	BUYER I	9576 -23436	9768 -23904
9653	PURCHASING CLERK	(ADDITION)	13860-18912
9655	TRAVEL CONSULTANT	15804-21924	16116-22368
97-	OIL, LAND AND GEOLOGY TITLES		
9725	LEASE ANALYST	19164-30624	19548-31236

## THE UNIVERSITY OF TEXAS SYSTEM ADMINISTRATION

## U. T. BOARD OF REGENTS' MEETING

OCTOBER 11, 1991

## AMENDMENTS TO THE 1991 BUDGET

Transfer of Funds

1. Amount of Transfer - \$1,736,563 D24

From: Interest on PUF Variable Rate Notes

To: UT Dallas - Project #302-570 Engineering & Computer Science  
Building

To change source of funds on this project to comply with No-Arbitrage Certification.

2. Amount of Transfer - \$163,000 D25

From: Interest earnings on PUF Bonds & Notes

To: Arbitrage Rebate

Transfer for payment of Arbitrage Rebate to the Internal Revenue Service related to PUF Variable Rate Note, Series A.

**THE UNIVERSITY OF TEXAS SYSTEM ADMINISTRATION  
U. T. BOARD OF REGENTS' MEETING  
OCTOBER 11, 1991  
LAND AND INVESTMENT REPORT**



## LAND AND INVESTMENT REPORT

Meeting of October 11, 1991

INDEX	PAGE L & I REPORT
I. PERMANENT UNIVERSITY FUND	2
A. INVESTMENT MATTERS - MONTH ENDED JUNE 30, 1991	
1. Report on Securities Transactions	3
2. Comparison Summary of Assets	5
3. Summary of Income from Investments	6
4. Statement of Cash Receipts and Disbursements	7
B. INVESTMENT MATTERS - MONTH ENDED JULY 31, 1991	
1. Report on Securities Transactions	16
2. Comparison Summary of Assets	18
3. Summary of Income from Investments	19
4. Statement of Cash Receipts and Disbursements	20
II. COMMON TRUST FUND	30
A. INVESTMENT MATTERS - MONTH ENDED JUNE 30, 1991	
1. Report on Securities Transactions	31
2. Comparison Summary of Assets	32
3. Summary of Income from Investments	33
4. Statement of Cash Receipts and Disbursements	34
B. INVESTMENT MATTERS - MONTH ENDED JULY 31, 1991	
1. Report on Securities Transactions	41
2. Comparison Summary of Assets	42
3. Summary of Income from Investments	43
4. Statement of Cash Receipts and Disbursements	44
III. MEDICAL LIABILITY SELF-INSURANCE FUND	51
A. INVESTMENT MATTERS - MONTH ENDED JUNE 30, 1991	
1. Report on Securities Transactions	52
2. Comparison Summary of Assets	53
3. Summary of Income from Investments	54
4. Statement of Cash Receipts and Disbursements	55
B. INVESTMENT MATTERS - MONTH ENDED JULY 31, 1991	
1. Report on Securities Transactions	59
2. Comparison Summary of Assets	60
3. Summary of Income from Investments	61
4. Statement of Cash Receipts and Disbursements	62
IV. OTHER TRUST AND SPECIAL FUNDS	64
A. INVESTMENT MATTERS - MONTH ENDED JUNE 30, 1991	
1. Report on Securities Transactions	65
B. INVESTMENT MATTERS - MONTH ENDED JULY 31, 1991	
1. Report on Securities Transactions	69
V. TRUST FUND REAL ESTATE TRANSACTIONS	74
A. SALE	75
B. LEASES	78
C. EASEMENT	90

I. PERMANENT UNIVERSITY FUND

PERMANENT UNIVERSITY FUND  
SUMMARY OF SECURITIES TRANSACTIONS  
(June 1 - 30, 1991)

REPORT ON SECURITIES TRANSACTIONS. -- The following securities transactions have been made for the Permanent University Fund in June, 1991. The Executive Vice Chancellor for Asset Management recommends approval by the Board of Regents of these transactions.

<u>PURCHASES:</u>	<u>COST</u> <u>(BOOK VALUE)</u>	<u>YIELD</u> <u>AT COST</u>
<u>DEBT SECURITIES--</u>		
U. S. Govt. Obligations (Direct)	\$9,808,593.75	8.16%
U. S. Govt. Agencies (Non-Gtd.)	5,950,312.50	9.08%
Corporate Bonds	32,120,440.00	9.02%
Preferred Stock	28,648.00	8.04%
	<hr/>	<hr/>
TOTAL DEBT SECURITIES	47,907,994.25	8.85%
<u>EQUITY SECURITIES--</u>		
Common Stocks	27,065,751.15	2.55% (1)
<u>CAPITAL CONTRIBUTIONS:</u>		
Private Placements	747,739.87	N/A (2)
	<hr/>	<hr/>
TOTAL ACQUISITIONS	<u>\$75,721,485.27</u>	<u>6.51%</u>

PERMANENT UNIVERSITY FUND  
SUMMARY OF SECURITIES TRANSACTIONS (Continued)  
(June 1 - 30, 1991)

<u>SALES:</u>	<u>PROCEEDS</u>	<u>GAIN OR (LOSS)</u>
<b>DEBT SECURITIES--</b>		
Corporate Bonds	\$714,946.00	(\$39,592.31)
Preferred Stock	738,893.00	(20,005.00)
	"	
<b>Total Debt Securities</b>	<u>1,453,839.00</u>	<u>(59,597.31)</u>
<b>EQUITY SECURITIES--</b>		
Convertible Preferred Stock	224,592.50	3,172.63
Common Stocks	22,242,744.92	(89,867.20)
<b>Total Equity Securities</b>	<u>22,467,337.42</u>	<u>(86,694.57)</u>
<b>CAPITAL RETURNS:</b>		
Private Placements	111,077.25	0.00
<b>Total Sales</b>	<u>24,032,253.67</u>	<u>(146,291.88)</u>
<b>MATURITIES &amp; PREPAYMENTS:</b>		
<b>DEBT SECURITIES--</b>		
U. S. Govt. Obligations (Gtd.)		
GNMA Pools	877,190.50	26,471.20
Various	94,000.00	0.00
FHA Mortgages	38,156.37	0.00
<b>Total U.S. Govt Oblig. (Gtd.)</b>	<u>1,009,346.87</u>	<u>26,471.20</u>
U. S. Govt. Agencies (Non-Gtd.)	1,561,967.16	5,588.63
Corporate Bonds	3,231,000.00	24.60
<b>Total Maturities &amp; Prepayments</b>	<u>5,802,314.03</u>	<u>32,084.43</u>
<b>Total Long Term Securities</b>	<u>29,834,567.70</u>	<u>(114,207.45)</u>
<b>SHORT TERM SECURITIES:</b>		
<b>POOLED INVESTMENTS--</b>		
Commercial Paper	40,000,000.00	0.00
<b>TOTAL DISPOSITIONS</b>	<u>\$69,834,567.70</u>	<u>(\$114,207.45)</u>

- (1) Yield on Common Stocks based on cost price and dividend rate as of 6/30/91.
- (2) Current Yield is not calculated on Private Placements due to the absence of scheduled interest and dividend payments.

**PERMANENT UNIVERSITY FUND**  
Comparison Summary of Assets

June 30, 1990

June 30, 1991

Security	Book Value	Book Yield	Market Value	Market Yield	Book Value	Book Yield	Market Value	Market Yield
<b>LONG TERM SECURITIES:</b>								
<b>DEBT SECURITIES --</b>								
<b>U. S. GOVT. OBLIGATIONS:</b>								
Direct - Treasuries	\$430,965,002.07	10.12%	\$457,688,010.00	8.43%	\$646,771,565.66	8.82%	\$676,641,440.60	7.47%
Gtd. - Various Bonds	134,797,433.21	9.59%	135,429,116.94	9.83%	129,699,196.53	9.56%	133,304,256.28	9.29%
FHA Mortgages	2,982,990.83	7.02%	2,565,458.17	11.00%	2,570,091.63	7.03%	2,335,108.04	11.01%
<b>Total U. S. Govts</b>	<b>568,745,426.11</b>	<b>9.98%</b>	<b>595,682,585.11</b>	<b>8.76%</b>	<b>779,040,853.82</b>	<b>8.94%</b>	<b>812,280,804.92</b>	<b>7.78%</b>
<b>U. S. GOVT. AGENCIES:</b>								
Non-Guaranteed	316,249,875.83	9.72%	318,119,058.73	9.63%	320,345,570.94	9.67%	328,748,209.46	9.26%
<b>CORPORATE BONDS</b>	<b>734,934,592.07</b>	<b>9.94%</b>	<b>731,572,543.06</b>	<b>9.94%</b>	<b>783,603,836.18</b>	<b>9.74%</b>	<b>792,558,685.65</b>	<b>9.46%</b>
<b>TOTAL DEBT SECURITIES</b>	<b>1,619,929,894.01</b>	<b>9.91%</b>	<b>1,645,374,186.90</b>	<b>9.45%</b>	<b>1,882,990,260.94</b>	<b>9.40%</b>	<b>1,933,587,700.03</b>	<b>8.72%</b>
<b>PREFERRED STOCKS</b>	<b>7,010,566.62</b>	<b>13.99%</b>	<b>8,638,935.88</b>	<b>11.35%</b>	<b>6,383,696.81</b>	<b>13.00%</b>	<b>8,553,000.29</b>	<b>9.70%</b>
<b>TOTAL FIXED INCOME SECURITIES</b>	<b>1,626,940,460.63</b>	<b>9.93%</b>	<b>1,654,013,122.78</b>	<b>9.46%</b>	<b>1,889,373,957.75</b>	<b>9.41%</b>	<b>1,942,140,700.32</b>	<b>8.72%</b>
<b>EQUITY SECURITIES --</b>								
Convertible Debentures	508,859.66	9.53%	412,500.00	11.76%	619,359.66	7.83%	623,750.00	7.78%
Convertible Preferred Stocks	7,178,316.58	10.09%	6,667,648.31	10.87%	8,453,975.81	10.83%	8,321,676.10	11.00%
Common Stocks	1,146,417,832.77	4.49%	1,415,801,939.29	3.64%	985,752,959.82	3.84%	1,261,863,735.39	3.00%
<b>TOTAL EQUITY SECURITIES</b>	<b>1,154,105,009.01</b>	<b>4.53%</b>	<b>1,422,882,087.60</b>	<b>3.68%</b>	<b>994,826,295.29</b>	<b>3.91%</b>	<b>1,270,809,161.49</b>	<b>3.06%</b>
<b>PRIVATE PLACEMENTS</b>	<b>43,991,579.72</b>	<b>0.00%</b>	<b>43,991,579.72</b>	<b>0.00%</b>	<b>81,750,034.11</b>	<b>0.00%</b>	<b>81,750,034.11</b>	<b>0.00%</b>
<b>TOTAL LONG TERM</b>	<b>2,825,037,049.36</b>	<b>7.57%</b>	<b>3,120,886,790.10</b>	<b>6.69%</b>	<b>2,965,950,287.15</b>	<b>7.30%</b>	<b>3,294,699,895.92</b>	<b>6.32%</b>
<b>CASH &amp; EQUIVALENT:</b>								
U. S. Governments (Dir & Gtd)	89,031,325.31	10.29%	89,854,148.29	8.37%	81,363,306.21	11.47%	83,478,226.28	7.07%
U. S. Governments (Non-Gtd)	9,596,819.44	8.43%	9,596,819.44	8.43%	10,000,000.00	6.60%	10,009,400.00	6.47%
Corporate Bonds	24,039,655.96	12.16%	24,474,619.36	9.31%	17,409,062.57	11.01%	17,750,782.26	8.36%
Commercial Paper	415,000,000.00	8.28%	415,000,000.00	8.28%	360,000,000.00	6.29%	360,000,000.00	6.29%
U.S. Treasury Bills	29,232,593.06	8.07%	29,232,593.06	8.07%	0.00	0.00%	0.00	0.00%
Cash	22,752,658.09	8.33%	22,752,658.09	8.33%	39,692,171.52	7.09%	39,692,171.52	7.09%
<b>TOTAL SHORT TERM</b>	<b>589,653,051.86</b>	<b>8.73%</b>	<b>590,910,838.24</b>	<b>8.33%</b>	<b>508,464,540.30</b>	<b>7.34%</b>	<b>510,930,580.06</b>	<b>6.56%</b>
<b>TOTAL SECURITIES, CASH &amp; EQUIVALENT</b>	<b>\$3,414,690,101.22</b>	<b>7.77%</b>	<b>\$3,711,797,628.34</b>	<b>6.95%</b>	<b>\$3,474,414,827.45</b>	<b>7.31%</b>	<b>\$3,805,630,475.98</b>	<b>6.35%</b>

L & S

267

PERMANENT UNIVERSITY FUND  
SUMMARY OF INCOME FROM INVESTMENTS  
(June 1 - 30, 1991)

	CASH	ACCRUED	TOTAL
<b>FROM FIXED INCOME SECURITIES --</b>			
U. S. Treasuries	\$350,459.27	\$3,962,661.59	\$4,313,120.86
U. S. Govt. Obligations (Gtd.)	921,313.54	76,082.85	997,396.39
U. S. Govt. Agencies (Non-Gtd)	2,333,559.26	83,178.65	2,416,737.91
FHA Mortgages	9,241.32	0.00	9,241.32
Corporate Bonds	5,966,543.85	(100,078.61)	5,866,465.24
Preferred Stocks	29,141.03	0.00	29,141.03
<b>Total from Fixed Income Securities</b>	<b>9,610,258.27</b>	<b>4,021,844.48</b>	<b>13,632,102.75</b>
<b>FROM EQUITY SECURITIES --</b>			
Convertible Debentures	0.00	4,041.67	4,041.67
Convertible Preferred Stocks	0.00	0.00	0.00
Common Stocks	4,816,612.44	0.00	4,816,612.44
<b>Total from Equity Securities</b>	<b>4,816,612.44</b>	<b>4,041.67</b>	<b>4,820,654.11</b>
<b>FROM PRIVATE PLACEMENTS --</b>	<b>61,684.69</b>	<b>0.00</b>	<b>61,684.69</b>
<b>TOTAL FROM LONG TERM INVESTMENTS</b>	<b>14,488,555.40</b>	<b>4,025,886.15</b>	<b>18,514,441.55</b>
<b>FROM SHORT TERM INVESTMENTS --</b>			
U. S. Govt. Obligations (Dir.)	(1,391.22)	63,698.63	62,307.41
U. S. Govt. Obligations (Gtd.)	0.00	0.00	0.00
U. S. Government Agencies - Short Term Notes	0.00	54,246.58	54,246.58
Corporate Bonds	0.00	16,666.67	16,666.67
Commercial Paper	1,629,008.51	395,782.61	2,024,791.12
Fail Float	0.00	0.00	0.00
Treasury Bills	0.00	0.00	0.00
Securities Lending	119,567.20	0.00	119,567.20
Interest on Funds in State Treasury	233,505.98	0.00	233,505.98
Interest on Bank Clearing Balances	0.00	0.00	0.00
<b>Total From Short Term Investments</b>	<b>1,980,690.47</b>	<b>530,394.49</b>	<b>2,511,084.96</b>
<b>TOTAL INCOME FROM INVESTMENTS TO AVAILABLE UNIVERSITY FUND</b>	<b>\$16,469,245.87</b>	<b>\$4,556,280.64</b>	<b>\$21,025,526.51</b>

INTEREST ACCRUED

	As of 06/30/91	As of 05/31/91	NET
U. S. Treasuries	\$14,869,871.67	\$10,907,210.08	\$3,962,661.59
U. S. Govt. Obligations (Gtd.)	1,421,928.33	1,345,845.48	76,082.85
U. S. Govt. Agencies (Non-Gtd.)	2,455,661.93	2,372,483.28	83,178.65
Corporate Bonds	16,576,593.34	16,676,671.95	(100,078.61)
Convertible Debentures	16,115.28	12,073.61	4,041.67
U. S. Govt. Oblig. (Dir.)	318,493.15	254,794.52	63,698.63
U. S. Govt. Agencies - Short Term Notes	162,739.73	108,493.15	54,246.58
Corporate Bonds	32,777.78	16,111.11	16,666.67
Commercial Paper	5,103,669.82	4,707,887.21	395,782.61
U. S. Treasury Bills	0.00	0.00	0.00
	<b>\$40,957,851.03</b>	<b>\$36,401,570.39</b>	<b>\$4,556,280.64</b>

## PERMANENT UNIVERSITY FUND

STATEMENT OF CASH RECEIPTS AND DISBURSEMENTS  
(June 1 - 30, 1991)CASH RECEIPTS

## RECEIPTS INCREASING THE FUND:

Mineral Royalties		
Oil	\$3,778,983.59	
Gas	1,158,807.34	
Sulphur	0.00	
Water	160,711.60	
Brine	3,040.46	
Rental		
Mineral Lease	214,940.53	
Other	7,216.00	
Oil and Gas Lease Sales	2,383,007.90	
Amendments and Extensions to Mineral Leases	481.80	
Total University Lands Receipts		\$7,707,189.22

RECEIPTS FROM SECURITIES SOLD,  
CALLED, MATURED OR EXCHANGED:

## LONG TERM SECURITIES--

U. S. Govt. Obligations (Gtd.)	971,190.50
U. S. Govt. Agencies (Non-Gtd.)	1,561,967.16
Corporate Bonds	3,945,946.00
FHA Mortgages	38,156.37
Preferred Stock	738,893.00
Private Placements	111,077.25
Convertible Preferred Stock	224,592.50
Common Stocks	22,242,744.92

## SHORT TERM SECURITIES--

Commercial Paper (Net)	40,000,000.00
------------------------	---------------

Total		69,834,567.70
-------	--	---------------

## RECEIPTS FROM NET AMORTIZATION OF BONDS

(733,572.40)

Total Cash Receipts

76,808,184.52

## CASH ON HAND:

May 31, 1991	38,605,472.27
June 30, 1991	39,692,171.52

Increase in Cash Balance (Subtract)

(1,086,699.25)

Total Cash Accounted for

\$75,721,485.27

## PERMANENT UNIVERSITY FUND

STATEMENT OF CASH RECEIPTS AND DISBURSEMENTS (Continued)  
(June 1 - 30, 1991)CASH DISBURSEMENTS

## ASSETS PURCHASED:

LONG TERM SECURITIES--	
U. S. Govt. Obligations (Gtd.) (\$10,000,000.00 par value)	\$9,808,593.75
U. S. Govt. Agencies (Non-Gtd.) (\$6,000,000.00 par value)	5,950,312.50
Corporate Bonds (\$33,650,000.00 par value)	32,120,440.00
Preferred Stock (800 shares)	28,648.00
Private Placements	747,739.87
Common Stocks (1,052,822 shares)	27,065,751.15
	<hr/>
Total Cash Disbursements	\$75,721,485.27
	<hr/>

SUMMARY

## Book Value of Permanent University Fund Investments

May 31, 1991		\$3,466,821,845.68
Additions for June, 1991:		
From West Texas Lands	\$7,707,189.22	
Realized Net Gain or (Loss) on Security Transactions	(114,207.45)	7,592,981.77
	<hr/>	<hr/>
(See Cash Receipts Increasing the Fund for Detail)		
June 30, 1991		\$3,474,414,827.45
		<hr/>



PERMANENT UNIVERSITY FUND  
SCHEDULE OF SECURITIES PURCHASED  
(June 1 - 30, 1991)

SECURITY	PAR VALUE OR NO. SHARES (3)	TOTAL PRINCIPAL COST	YIELD AT COST
<u>LONG TERM SECURITIES:</u>			
<u>DEBT SECURITIES:</u>			
<u>U. S. GOVERNMENT OBLIGATIONS (Direct)</u>			
<u>U.S. TREASURY NOTES:</u>			
7-3/4%, 2/15/01	\$5,000,000.00	\$4,858,593.75	8.18%
8%, 5/15/01	5,000,000.00	4,950,000.00	8.15%
	<u>10,000,000.00</u>	<u>9,808,593.75</u>	<u>8.16%</u>
<u>U.S. GOVERNMENT AGENCIES (Non-Gtd.)</u>			
Federal National Mtge. Series 90 CMO 29-H, 9%, 7/25/18	6,000,000.00	5,950,312.50	9.08%
	<u>16,000,000.00</u>	<u>15,758,906.25</u>	<u>8.51%</u>
<u>CORPORATE BONDS</u>			
Alabama Power 7-3/4 1st Mtge., 9/1/02	1,500,000.00	1,365,300.00	9.04%
Detroit Edison 8.15% Genl & Ref. Mtg., 12/15/00	1,000,000.00	949,450.00	8.95%
GTE 9.1% Debs, 6/1/03	3,500,000.00	3,495,240.00	9.12%
New England Power 8-3/8% 1st Mtge. Series T 12/1/03	1,000,000.00	949,410.00	9.06%
Pacificorp 9.1% Secured Mtn Src 3/1/1	4,000,000.00	4,000,000.00	9.10%
Phillips Petroleum 9% Notes 6/1/01	2,900,000.00	2,893,125.00	9.04%
Portland General Electric 7-7/4% 1st Mtge., 11/1/02	2,250,000.00	2,040,300.00	9.08%
Quebec Hydro Electric Commission 7-1/2% Gtd Debs, 1/1/03	10,000,000.00	8,948,940.00	8.98%
Texaco Capital 8-3/4% Med Term Notes, 4/15/02	3,500,000.00	3,486,175.00	8.80%
Texas Instruments 9-1/4% Notes, 6/15/03	2,000,000.00	2,000,000.00	9.25%
Westinghouse Electric 8-7/8% Notes, 6/1/01	2,000,000.00	1,992,500.00	8.93%
	<u>33,650,000.00</u>	<u>32,120,440.00</u>	<u>9.02%</u>
	<u>\$49,650,000.00</u>	<u>47,879,346.25</u>	<u>8.85%</u>
<u>PREFERRED STOCK</u>			
RJR Nabisco Holdings, \$2.88	800	28,648.00	8.04%

PERMANENT UNIVERSITY FUND  
 SCHEDULE OF SECURITIES PURCHASED (Continued)  
 (June 1 - 30, 1991)

SECURITY	NO. SHARES (3)	TOTAL PRINCIPAL COST	YIELD AT COST
<u>LONG TERM SECURITIES (Continued):</u>			
<u>CAPITAL CONTRIBUTIONS:</u>			
<u>PRIVATE PLACEMENTS</u>			
American Industrial PRT/Captial Fund		\$369,858.87	
Cheyenne III		377,881.00	
<b>TOTAL CAPITAL CONTRIBUTIONS</b>		747,739.87	N/A (2)
<u>EQUITY SECURITIES:</u>			
<u>COMMON STOCKS (1)</u>			
ADT LTD ADR	56,322	715,939.43	0.00%
American Express	25,000	607,500.00	3.79%
American Home Products	4,300	252,926.00	3.91%
American International Group	20,300	1,743,471.00	0.58%
Amoco	9,900	503,118.00	4.33%
Archer-Daniels-Midland	35,200	782,489.00	0.45%
Armstrong World Industries	9,300	263,376.00	4.24%
Atlantic Richfield	12,800	1,495,392.00	4.71%
Baker Hughes	9,600	251,472.00	1.76%
Becton Dickinson	5,100	370,744.50	1.60%
BHC Communication - Class A	4,000	219,320.00	0.00%
Borland International	8,800	436,508.90	0.00%
Chevron	7,200	500,904.00	4.74%
Compaq Computer	7,000	262,402.00	0.00%
Coors (Adolph)	6,400	150,400.00	2.13%
Exxon	20,000	1,166,200.00	4.60%
Federal National Mortgage	12,000	579,424.80	2.15%
Fluor	16,100	752,439.50	0.69%
General Cinema	7,200	167,195.60	2.07%
Grand Metropolitan ADR	29,400	753,720.50	3.24%
Hanson PLC ADR	41,600	763,612.00	6.21%
International Rectifier	8,400	206,388.00	0.00%
Magna Copper B	271,500	1,676,512.50	0.00%
Magna International - Class A	23,800	202,300.00	0.00%
Magnetek	19,000	270,830.00	0.00%
Media General Class A	5,100	94,171.50	2.38%
Mercantile Stores	6,900	263,310.90	2.67%
Mobil	7,800	499,258.50	5.00%
Nestle SA (Reg) ADR+	4,500	251,437.50	1.56%
NYNEX	1,500	103,792.50	6.59%
Phelps Dodge	23,200	1,471,854.00	4.73%
Pinelands	15,000	222,450.00	0.00%
Pinnacle West Capital	45,000	452,250.00	0.00%
Royal Dutch Petroleum	12,800	997,296.00	4.61%

PERMANENT UNIVERSITY FUND  
 SCHEDULE OF SECURITIES PURCHASED (Continued)  
 (June 1 - 30, 1991)

SECURITY	NO. SHARES (3)	TOTAL PRINCIPAL COST	YIELD AT COST
<u>LONG TERM SECURITIES (Continued):</u>			
<u>EQUITY SECURITIES (Continued):</u>			
<u>COMMON STOCKS (Continued)(1)</u>			
Sears Roebuck	17,300	\$688,910.90	5.02%
Sequa - Class A	5,000	250,096.00	1.20%
Shell Transport & Trading PLC	20,800	1,054,456.00	4.87%
Smithfield Foods	8,700	208,800.00	0.00%
Southern New England Telecommunicate	6,200	204,554.12	5.33%
Texaco	20,000	1,250,662.50	5.11%
Thomas Industries	5,000	67,275.00	5.65%
United Television	2,000	59,034.00	0.00%
US West	7,200	263,304.00	5.69%
USX-Marathon Group	1,200	30,834.00	5.45%
USX-Steel Group	100,000	2,406,000.00	0.00%
Varity	40,000	102,000.00	0.00%
Waste Management	27,400	1,029,418.00	1.17%
TOTAL COMMON STOCKS		<u>27,065,751.15</u>	<u>2.55%</u>
TOTAL ACQUISITIONS		<u>\$75,721,485.27</u>	<u>6.51%</u>

- (1) Yield on Common Stocks based on cost price and dividend rate as of 6/30/91.
- (2) Current Yield is not calculated on Private Placements due to the absence of scheduled interest and dividend payments.
- (3) Reflects shares actually purchased. Does not reflect shares received as a result of stock splits and dividends subsequent to date of purchase.

PERMANENT UNIVERSITY FUND  
EQUITIES -- OTHER CHANGES  
(June 1 - 30, 1991)

<u>STOCK SPLITS, DIVIDENDS, AND DISTRIBUTIONS</u>	<u>SHS. RECEIVED</u>
Grainger (W. W.), 2-1 Stock Split	11,800
Microsoft, 3-2 Stock Split	22,350

PERMANENT UNIVERSITY FUND  
 SCHEDULE OF SECURITIES SOLD, CALLED OR MATURED  
 (June 1 - 30, 1991)

SECURITY	PAR VALUE	BOOK VALUE OF HOLDINGS	NET SALES PROCEEDS	GAIN OR (LOSS) OVER BOOK VALUE
<u>LONG TERM SECURITIES:</u>				
<u>U. S. GOVT. OBLIGATIONS (Gtd.)</u>				
GNMA-Pass-Throughs and Project Loans, Various Pools	\$877,190.50	\$850,719.30	\$877,190.50	\$26,471.20
Patriot IV Shipping 8.05% Mer Marine XI 12/7/04	31,000.00	31,000.00	31,000.00	0.00
Wilmington Trust 8.2% Mer Marine XI 12/13/02	63,000.00	63,000.00	63,000.00	0.00
FHA Mortgages	38,156.37	38,156.37	38,156.37	0.00
<b>TOTAL U.S. GOVT. OBLIGATIONS (Gtd.)</b>	<b>\$1,009,346.87</b>	<b>982,875.67</b>	<b>1,009,346.87</b>	<b>26,471.20</b>
<u>U.S. GOVERNMENT AGENCIES (Non-Gtd.)</u>				
Federal Home Loan Mortgages P. C.'s Various Groups	\$1,561,967.16	1,556,378.53	1,561,967.16	5,588.63
<u>CORPORATE BONDS</u>				
Commercial Credit 14-1/2% Med Term Notes, 6/1/91	\$1,000,000.00	1,000,000.00	1,000,000.00	0.00
Conoco 8-7/8% Debs, 6/1/01	15,000.00	14,975.40	15,000.00	24.60
Diamond State Telephone 4-3/4% Debs, 4/1/94	275,000.00	266,338.35	257,026.00	(9,312.35)
General Tel Ill 4.55% 1st Mtge., 9/1/94	500,000.00	488,199.96	457,920.00	(30,279.96)
Missouri Pacific 11-1/4% Equip Trust 13, 6/1/91	1,665,000.00	1,665,000.00	1,665,000.00	0.00
Nor Indiana P S 9-7/8% 1st Mtg., Series BB, 6/15/04	200,000.00	200,000.00	200,000.00	0.00
Ohio Edison 4-3/4% 1st Mtg., 6/1/91	351,000.00	351,000.00	351,000.00	0.00
<b>TOTAL CORPORATE BONDS</b>	<b>\$4,006,000.00</b>	<b>3,985,513.71</b>	<b>3,945,946.00</b>	<b>(39,567.71)</b>

PERMANENT UNIVERSITY FUND  
 SCHEDULE OF SECURITIES SOLD, CALLED OR MATURED (Continued)  
 (June 1 - 30, 1991)

SECURITY	NO. OF SHARES	BOOK VALUE OF HOLDINGS	NET SALES PROCEEDS	GAIN OR (LOSS) OVER BOOK VALUE
<u>LONG TERM SECURITIES (Continued):</u>				
<u>PREFERRED STOCKS:</u>				
United Artist Entertainment \$18.50	39,942	\$758,898.00	\$738,893.00	(\$20,005.00)
TOTAL DEBT SECURITIES		7,283,665.91	7,256,153.03	(27,512.88)
<u>CAPITAL RETURNS:</u>				
<u>PRIVATE PLACEMENTS</u>				
Cheyenne III		70,554.99	70,554.99	0.00
Goldston Oil-Gladewater Jeter		36,533.85	36,533.85	0.00
Goldston Oil-Gladewater Jeter/Royal		3,988.41	3,988.41	0.00
TOTAL CAPITAL RETURNS		111,077.25	111,077.25	0.00
<u>EQUITY SECURITIES</u>				
<u>CONVERTIBLE PREFERRED STOCKS</u>				
Time Warner - Preferred C	5,000	221,419.87	224,592.50	3,172.63
<u>COMMON STOCKS</u>				
American Express	25,000	681,732.69	626,979.05	(54,753.64)
American International Group	3,750	238,965.00	333,045.14	94,080.14
American Tel & Tel	7,200	215,604.00	266,787.09	51,183.09
Asarco	8,300	240,326.50	206,912.08	(33,414.42)
Bethlehem Steel	84,300	1,881,662.83	1,378,963.89	(502,698.94)
Cabot Oil & Gas	3	30.38	48.94	18.56
Capstead Mortgage	47,700	945,973.84	927,724.43	(18,249.41)
Centel	2,000	34,242.21	62,863.89	28,621.68
Circuit City Stores	17,500	213,412.50	342,201.05	128,788.55
Crown Central Petroleum - Class B	13,500	394,556.51	340,053.63	(54,502.88)
CSX	21,500	798,939.21	998,681.36	199,742.15
Digital Communications	11,200	239,500.80	195,209.46	(44,291.34)
ECI Telecom Limited	9,800	131,075.00	291,550.00	160,475.00
Federal Express	26,100	912,953.61	1,029,150.97	116,197.36
Figgie International - Class A	59,500	1,415,815.23	976,250.00	(439,565.23)
Gencorp	10,000	190,984.20	85,447.12	(105,537.08)
General Motors	115,400	4,446,731.28	4,622,057.77	175,326.49
Great American Communications	40,000	519,550.00	73,800.00	(445,750.00)
GTE	9,780	108,308.01	285,370.86	177,062.85
Harley-Davidson	10,000	198,200.00	379,287.33	181,087.33
Lifetime	5,500	169,709.65	150,859.95	(18,849.70)
Marriott	10,000	325,906.67	199,393.33	(126,513.34)
MCI Communications	16,000	442,634.13	478,500.80	35,866.67
Murphy Oil	900	38,977.60	31,939.93	(7,037.67)
NCR	20,000	1,802,737.00	2,093,280.16	290,543.16
Nord Resources	35,500	410,767.06	286,429.83	(124,337.23)

PERMANENT UNIVERSITY FUND  
 SCHEDULE OF SECURITIES SOLD, CALLED OR MATURED (Continued)  
 (June 1 - 30, 1991)

SECURITY	NO. OF SHARES	BOOK VALUE OF HOLDINGS	NET SALES PROCEEDS	GAIN OR (LOSS) OVER BOOK VALUE
<u>LONG TERM SECURITIES (Continued):</u>				
<u>EQUITY SECURITIES (Continued):</u>				
Novellus Systems	10,400	\$132,600.00	\$254,800.00	\$122,200.00
Parker-Hannifin	9,100	242,924.50	263,254.20	20,329.70
Penney (J. C.)	11,400	771,745.33	649,211.21	(122,534.12)
Philip Morris	10,100	375,659.37	687,048.87	311,389.50
Quantum	38,250	580,125.00	442,938.83	(137,186.17)
Tele-Communications	165,322	723,283.75	785,279.50	61,995.75
Texas Utilities	4,900	162,704.50	177,012.50	14,308.00
TJX (The) (New)	7,500	106,632.79	139,434.58	32,801.79
United Technologies	22,000	1,021,834.98	983,866.31	(37,968.67)
US Shoe	75,700	1,026,466.47	999,234.24	(27,232.23)
USX-US Steel Group	1,300	28,157.52	31,432.94	3,275.42
Xerox	2,900	161,182.00	166,443.68	5,261.68
<b>TOTAL COMMON STOCK</b>		<u>22,332,612.12</u>	<u>22,242,744.92</u>	<u>(89,867.20)</u>
<b>TOTAL LONG TERM SECURITIES</b>		<u>\$29,948,775.15</u>	<u>29,834,567.70</u>	<u>(114,207.45)</u>
<u>SHORT TERM SECURITIES (Net):</u>				
<u>POOLED INVESTMENTS--</u>				
Commercial Paper			40,000,000.00	0.00
<b>TOTAL CASH SALES, CALLS, OR MATURITIES</b>			<u>\$69,834,567.70</u>	<u>(\$114,207.45)</u>

PERMANENT UNIVERSITY FUND  
SUMMARY OF SECURITIES TRANSACTIONS  
(July 1 - 31, 1991)

REPORT ON SECURITIES TRANSACTIONS. -- The following securities transactions have been made for the Permanent University Fund in July, 1991. The Executive Vice Chancellor for Asset Management recommends approval by the Board of Regents of these transactions.

<u>PURCHASES:</u>	<u>COST</u> <u>(BOOK VALUE)</u>	<u>YIELD</u> <u>AT COST</u>
<u>DEBT SECURITIES--</u>		
U. S. Govt. Obligations (Direct)	\$1,955,625.00	8.33%
U. S. Govt. Agencies (Non-Gtd.)	3,895,401.33	9.01%
Corporate Bonds	35,974,208.39	9.16%
	<hr/>	<hr/>
TOTAL DEBT SECURITIES	41,825,234.72	9.10%
<u>EQUITY SECURITIES--</u>		
Convertible Preferred Stock	34,373.68	11.94%
Common Stocks	42,879,741.73	2.71% (1)
	<hr/>	<hr/>
TOTAL DEBT SECURITIES	42,914,115.41	2.72%
<u>CAPITAL CONTRIBUTIONS:</u>		
Private Placements	479,298.35	N/A (2)
	<hr/>	<hr/>
TOTAL ACQUISITIONS	<u>\$85,218,648.48</u>	<u>5.83%</u>



PERMANENT UNIVERSITY FUND  
SUMMARY OF SECURITIES TRANSACTIONS (Continued)  
(July 1 - 31, 1991)

<u>SALES:</u>	<u>PROCEEDS</u>	<u>GAIN OR (LOSS)</u>
<u>DEBT SECURITIES--</u>		
U. S. Govt. Obligations (Direct)	\$3,066,750.00	\$166,750.00
<u>EQUITY SECURITIES--</u>		
Convertible Preferred Stock	11.01	0.72
Common Stocks	58,923,627.30	8,664,025.54
<b>Total Equity Securities</b>	<b>58,923,638.31</b>	<b>8,664,026.26</b>
<u>CAPITAL RETURNS:</u>		
Private Placements	95,488.54	0.00
<b>Total Sales</b>	<b>62,085,876.85</b>	<b>8,830,776.26</b>
<u>MATURITIES &amp; PREPAYMENTS:</u>		
<u>DEBT SECURITIES--</u>		
U. S. Govt. Obligations (Gtd.)		
GNMA Pools	916,046.93	10,440.13
Various	148,778.78	31.23
FHA Mortgages	30,103.63	0.00
<b>Total U.S. Govt Oblig. (Gtd.)</b>	<b>1,094,929.34</b>	<b>10,471.36</b>
U. S. Govt. Agencies (Non-Gtd.)	2,546,005.67	10,897.93
Corporate Bonds	593,000.00	816.29
<b>Total Maturities &amp; Prepayments</b>	<b>4,233,935.01</b>	<b>22,185.58</b>
<b>Total Long Term Securities</b>	<b>66,319,811.86</b>	<b>8,852,961.84</b>
<u>SHORT TERM SECURITIES:</u>		
<u>POOLED INVESTMENTS--</u>		
U. S. Govt. Obligations (Direct)	10,000,000.00	0.00
<b>TOTAL DISPOSITIONS</b>	<b>\$76,319,811.86</b>	<b>\$8,852,961.84</b>
<u>BOND EXCHANGES</u>		
	<u>PAR EXCHANGED</u>	<u>INCREASE IN ANNUAL INCOME</u>
<b>TOTAL EXCHANGES</b>	<b>\$5,000,000.00</b>	<b>\$15,790.10</b>

- (1) Yield on Common Stocks based on cost price and dividend rate as of 7/31/91.
- (2) Current Yield is not calculated on Private Placements due to the absence of scheduled interest and dividend payments.

PERMANENT UNIVERSITY FUND  
Comparison Summary of Assets

July 31, 1990

July 31, 1991

Security	Book Value	Book Yield	Market Value	Market Yield	Book Value	Book Yield	Market Value	Market Yield
<b>LONG TERM SECURITIES:</b>								
<b>DEBT SECURITIES --</b>								
<b>U. S. GOVT. OBLIGATIONS:</b>								
Direct - Treasuries	\$421,424,959.16	10.17%	\$451,192,944.75	8.41%	\$633,824,651.02	8.84%	\$665,951,784.60	7.32%
Gtd. - Various Bonds	134,153,758.51	9.59%	135,661,219.49	9.62%	125,754,047.63	9.51%	130,350,314.15	9.14%
FHA Mortgages	2,943,899.50	7.02%	2,532,232.51	11.00%	2,539,988.00	7.03%	2,307,831.51	11.01%
<b>Total U. S. Govts</b>	<b>558,522,617.17</b>	<b>10.01%</b>	<b>589,386,396.75</b>	<b>8.70%</b>	<b>762,118,686.65</b>	<b>8.94%</b>	<b>798,609,930.26</b>	<b>7.63%</b>
<b>U. S. GOVT. AGENCIES:</b>								
Non-Guaranteed	315,108,570.87	9.72%	319,677,631.45	9.63%	321,717,462.01	9.66%	333,009,818.04	9.13%
<b>CORPORATE BONDS</b>	<b>734,977,709.36</b>	<b>9.93%</b>	<b>736,969,760.98</b>	<b>9.89%</b>	<b>819,102,541.09</b>	<b>9.69%</b>	<b>834,875,148.62</b>	<b>9.29%</b>
<b>TOTAL DEBT SECURITIES</b>	<b>1,608,608,897.40</b>	<b>9.92%</b>	<b>1,646,033,789.18</b>	<b>9.41%</b>	<b>1,902,938,689.75</b>	<b>9.39%</b>	<b>1,966,494,896.92</b>	<b>8.59%</b>
<b>PREFERRED STOCKS</b>	<b>7,015,298.18</b>	<b>14.02%</b>	<b>8,735,781.45</b>	<b>11.26%</b>	<b>6,383,696.81</b>	<b>13.00%</b>	<b>8,743,800.27</b>	<b>9.49%</b>
<b>TOTAL FIXED INCOME SECURITIES</b>	<b>1,615,624,195.58</b>	<b>9.94%</b>	<b>1,654,769,570.63</b>	<b>9.42%</b>	<b>1,909,322,386.56</b>	<b>9.40%</b>	<b>1,975,238,697.19</b>	<b>8.59%</b>
<b>EQUITY SECURITIES</b>								
Convertible Debentures	508,859.66	9.53%	424,875.00	11.42%	619,359.66	7.83%	616,250.00	7.87%
Convertible Preferred Stocks	7,158,914.07	10.08%	6,329,871.81	11.40%	8,488,339.20	10.83%	8,612,382.35	10.68%
Common Stocks	1,043,247,056.41	4.48%	1,282,756,534.38	3.65%	978,373,099.79	3.73%	1,303,856,961.71	2.81%
<b>TOTAL EQUITY SECURITIES</b>	<b>1,050,914,830.14</b>	<b>4.52%</b>	<b>1,289,511,281.19</b>	<b>3.69%</b>	<b>987,480,798.65</b>	<b>3.80%</b>	<b>1,313,085,594.06</b>	<b>2.87%</b>
<b>PRIVATE PLACEMENTS</b>	<b>44,726,603.25</b>	<b>0.00%</b>	<b>44,726,603.25</b>	<b>0.00%</b>	<b>82,133,843.92</b>	<b>0.00%</b>	<b>82,133,843.92</b>	<b>0.00%</b>
<b>TOTAL LONG TERM</b>	<b>2,711,265,628.97</b>	<b>7.67%</b>	<b>2,989,007,455.07</b>	<b>6.81%</b>	<b>2,978,937,029.13</b>	<b>7.28%</b>	<b>3,370,458,135.17</b>	<b>6.15%</b>
<b>CASH &amp; EQUIVALENT:</b>								
U. S. Governments (Dir & Gtd)	93,240,021.80	10.01%	94,051,240.13	8.02%	86,733,100.35	11.27%	88,776,698.93	7.29%
U. S. Governments (Non-Gtd)	9,596,819.44	8.43%	9,596,819.44	8.43%	10,000,000.00	6.60%	10,025,000.00	6.21%
Corporate Bonds	24,909,973.16	12.43%	24,289,317.41	9.84%	17,454,055.24	11.00%	17,752,523.66	8.00%
Commercial Paper	465,000,000.00	8.16%	465,000,000.00	8.16%	360,000,000.00	6.13%	360,000,000.00	6.13%
U.S. Treasury Bills	38,868,955.56	7.98%	38,868,955.56	7.98%	0.00	0.00%	0.00	0.00%
Cash	85,460,452.09	8.29%	85,460,452.09	8.29%	35,833,510.69	6.78%	35,833,510.69	6.78%
<b>TOTAL SHORT TERM</b>	<b>717,076,222.05</b>	<b>8.55%</b>	<b>717,266,784.63</b>	<b>8.21%</b>	<b>510,020,666.28</b>	<b>7.22%</b>	<b>512,387,733.28</b>	<b>6.44%</b>
<b>TOTAL SECURITIES, CASH &amp; EQUIVALENT</b>	<b>\$3,428,341,851.02</b>	<b>7.86%</b>	<b>\$3,706,274,239.70</b>	<b>7.08%</b>	<b>\$3,488,957,695.41</b>	<b>7.27%</b>	<b>\$3,882,845,868.45</b>	<b>6.19%</b>

PERMANENT UNIVERSITY FUND  
SUMMARY OF INCOME FROM INVESTMENTS  
(July 1 - 31, 1991)

	CASH	ACCRUED	TOTAL
<b>FROM FIXED INCOME SECURITIES --</b>			
U. S. Treasuries	\$4,124,795.46	\$2,504,677.39	\$6,629,472.85
U. S. Govt. Obligations (Gtd.)	1,149,339.53	(180,682.21)	968,657.32
U. S. Govt. Agencies (Non-Gtd)	2,824,324.90	(145,374.65)	2,678,950.25
FHA Mortgages	19,132.56	0.00	19,132.56
Corporate Bonds	5,351,047.63	2,178,778.35	7,529,825.98
Preferred Stocks	76,137.50	0.00	76,137.50
<b>Total from Fixed Income Securities</b>	<b>13,544,777.58</b>	<b>4,357,398.88</b>	<b>17,902,176.46</b>
<b>FROM EQUITY SECURITIES --</b>			
Convertible Debentures	12,250.00	(8,208.34)	4,041.66
Convertible Preferred Stocks	206,706.97	0.00	206,706.97
Common Stocks	2,499,370.12	0.00	2,499,370.12
<b>Total from Equity Securities</b>	<b>2,718,327.09</b>	<b>(8,208.34)</b>	<b>2,710,118.75</b>
<b>FROM PRIVATE PLACEMENTS --</b>	<b>75,896.55</b>	<b>0.00</b>	<b>75,896.55</b>
<b>TOTAL FROM LONG TERM INVESTMENTS</b>	<b>16,339,001.22</b>	<b>4,349,190.54</b>	<b>20,688,191.76</b>
<b>FROM SHORT TERM INVESTMENTS --</b>			
U. S. Govt. Obligations (Dir.)	622,189.68	(318,493.15)	303,696.53
U. S. Govt. Obligations (Gtd.)	0.00	0.00	0.00
U. S. Government Agencies - Short Term Notes	0.00	56,054.79	56,054.79
Corporate Bonds	0.00	16,666.66	16,666.66
Commercial Paper	3,143,411.20	(1,298,011.82)	1,845,399.38
Fail Float	0.00	0.00	0.00
Treasury Bills	0.00	0.00	0.00
Securities Lending	109,928.03	0.00	109,928.03
Interest on Funds in State Treasury	281,021.21	0.00	281,021.21
Interest on Bank Clearing Balances	0.00	0.00	0.00
<b>Total From Short Term Investments</b>	<b>4,156,550.12</b>	<b>(1,543,783.52)</b>	<b>2,612,766.60</b>
<b>TOTAL INCOME FROM INVESTMENTS TO AVAILABLE UNIVERSITY FUND</b>	<b>\$20,495,551.34</b>	<b>\$2,805,407.02</b>	<b>\$23,300,958.36</b>

INTEREST ACCRUED

	As of 07/31/91	As of 06/30/91	NET
U. S. Treasuries	\$17,374,549.06	\$14,869,871.67	\$2,504,677.39
U. S. Govt. Obligations (Gtd.)	1,241,246.12	1,421,928.33	(180,682.21)
U. S. Govt. Agencies (Non-Gtd.)	2,310,287.28	2,455,661.93	(145,374.65)
Corporate Bonds	18,755,371.69	16,576,593.34	2,178,778.35
Convertible Debentures	7,906.94	16,115.28	(8,208.34)
U. S. Govt. Oblig. (Dir.)	0.00	318,493.15	(318,493.15)
U. S. Govt. Agencies - Short Term Notes	218,794.52	162,739.73	56,054.79
Corporate Bonds	49,444.44	32,777.78	16,666.66
Commercial Paper	3,805,658.00	5,103,669.82	(1,298,011.82)
U. S. Treasury Bills	0.00	0.00	0.00
	<b>\$43,763,258.05</b>	<b>\$40,957,851.03</b>	<b>\$2,805,407.02</b>

## PERMANENT UNIVERSITY FUND

STATEMENT OF CASH RECEIPTS AND DISBURSEMENTS  
(July 1 - 31, 1991)CASH RECEIPTS

## RECEIPTS INCREASING THE FUND:

Mineral Royalties		
Oil	\$4,653,542.01	
Gas	876,603.95	
Sulphur	0.00	
Water	137,030.74	
Brine	3,306.59	
Rental		
Mineral Lease	16,026.83	
Other	3,296.00	
Oil and Gas Lease Sales	100.00	
Amendments and Extensions to Mineral Leases	0.00	
 Total University Lands Receipts	<hr/>	\$5,689,906.12

RECEIPTS FROM SECURITIES SOLD,  
CALLED, MATURED OR EXCHANGED:

## LONG TERM SECURITIES--

U. S. Govt. Obligations (Gtd.)	4,131,575.71	
U. S. Govt. Agencies (Non-Gtd.)	2,546,005.67	
Corporate Bonds	593,000.00	
FHA Mortgages	30,103.63	
Private Placements	95,488.54	
Convertible Preferred Stock	11.01	
Common Stocks	58,920,752.56	
Class Action Suit - Gray Research	2,874.74	

## SHORT TERM SECURITIES--

U. S. Govt. Obligations (Dir.)	10,000,000.00	
Exchange (Net)	16,015.63	

Total	<hr/>	76,335,827.49
-------	-------	---------------

## RECEIPTS FROM NET AMORTIZATION OF BONDS

(665,745.96)

Total Cash Receipts	<hr/>	81,359,987.65
---------------------	-------	---------------

## CASH ON HAND:

June 30, 1991	39,692,171.52	
July 31, 1991	35,833,510.69	

Decrease in Cash Balance (Add)	<hr/>	3,858,660.83
--------------------------------	-------	--------------

Total Cash Accounted for	<hr/>	<u>\$85,218,648.48</u>
--------------------------	-------	------------------------

## PERMANENT UNIVERSITY FUND

STATEMENT OF CASH RECEIPTS AND DISBURSEMENTS (Continued)  
(July 1 - 31, 1991)CASH DISBURSEMENTS

## ASSETS PURCHASED:

LONG TERM SECURITIES--	
U. S. Govt. Obligations (Gtd.) (\$2,000,000.00 par value)	\$1,955,625.00
U. S. Govt. Agencies (Non-Gtd.) (\$3,899,056.70 par value)	3,895,401.33
Corporate Bonds (\$38,062,000.00 par value)	35,974,208.39
Private Placements	479,298.35
Convertible Preferred Stock (746.24 shares)	34,373.68
Common Stocks (1,225,400 shares)	42,879,741.73
	<hr/>
Total Cash Disbursements	\$85,218,648.48
	<hr/> <hr/>

SUMMARY

## Book Value of Permanent University Fund Investments

June 30, 1991		\$3,474,414,827.45
Additions for July, 1991:		
From West Texas Lands	\$5,689,906.12	
Realized Net Gain or (Loss) on Security Transactions	8,852,961.84	14,542,867.96
		<hr/>
(See Cash Receipts Increasing the Fund for Detail)		
July 31, 1991		\$3,488,957,695.41
		<hr/> <hr/>

PERMANENT UNIVERSITY FUND  
SCHEDULE OF SECURITIES PURCHASED  
(July 1 - 31, 1991)

SECURITY	PAR VALUE OR NO. SHARES (3)	TOTAL PRINCIPAL COST	YIELD AT COST
<u>LONG TERM SECURITIES:</u>			
<u>DEBT SECURITIES:</u>			
<u>U. S. GOVERNMENT OBLIGATIONS:</u>			
<u>DIRECT:</u>			
<u>U. S. TREASURY NOTES</u>			
8%, 5/15/01	\$2,000,000.00	\$1,955,625.00	8.33%
<u>U. S. GOVERNMENT AGENCIES (Non-Gtd.)</u>			
Federal Home Loan Mtge., Gnome Prt. CTF, 9%, 8/1/05	3,899,056.70	3,895,401.33	9.01%
<b>TOTAL U. S. GOVERNMENT OBLIGATIONS</b>	<b>5,899,056.70</b>	<b>5,851,026.33</b>	<b>8.78%</b>
<u>CORPORATE BONDS</u>			
Alabama Power			
7-7/8% 1st Mtge., 4/1/02	1,000,000.00	922,000.00	9.03%
American Tel & Tel			
4-3/4% Debs., 6/1/98	5,000.00	3,750.00	9.82%
Atchison Topeka & Santa Fe Railway			
8-7/8% Equip. Trust W., 6/1/03	1,500,000.00	1,470,780.00	9.15%
Connecticut Light & Power 7-5/8%			
1st Ref Series Z, 4/1/03	2,300,000.00	2,051,163.00	9.15%
Dayton Power & Light			
8-1/8% 1st Mtge., 8/1/01	2,500,000.00	2,344,125.00	9.08%
Georgia Power			
6-5/8% 1st Mtge., 9/1/98	25,000.00	21,781.25	9.11%
Georgia Power			
7-1/2% 1st Mtge., 7/1/02	1,400,000.00	1,245,062.00	9.12%
Georgia Power			
7-1/2% 1st Mtge., 12/1/02	1,000,000.00	885,110.00	9.14%
Indiana Michigan Power			
8-3/8% 1st Mtge., 12/1/03	5,000,000.00	4,677,300.00	9.26%
Iowa Southern Utilities			
9-1/8% 1st Mtge., 7/1/01	8,000,000.00	8,000,000.00	9.13%
Kentucky Power			
7-7/8% 1st Mtge., 9/1/02	1,622,000.00	1,476,574.94	9.18%
New York State Electric & Gas			
7-5/8% 1st Mtge., 11/1/01	1,360,000.00	1,223,483.20	9.15%
Northern Indiana Public Service			
7-1/2% 1st Mtge. Series T, 4/1/02	1,000,000.00	890,680.00	9.12%
Ontario (Province of) Canada			
8.6% Debs., 3/15/04	1,000,000.00	965,630.00	9.06%
Pacific Gas & Electric			
8% 1st Ref. Series WW, 6/1/03	2,000,000.00	1,854,140.00	9.01%
Public Service of Colorado			
6-3/4% 1st Mtge., 7/1/98	2,000,000.00	1,771,750.00	8.99%
Public Service of Colorado			
7-1/2% 1st Mtge., 8/1/02	1,450,000.00	1,287,049.00	9.14%
Union Oil of California			
9-1/4% Notes, 2/1/03	4,900,000.00	4,883,830.00	9.30%
<b>TOTAL CORPORATE BONDS</b>	<b>38,062,000.00</b>	<b>35,974,208.39</b>	<b>9.16%</b>
<b>TOTAL DEBT SECURITIES</b>	<b>\$43,961,056.70</b>	<b>41,825,234.72</b>	<b>9.10%</b>

PERMANENT UNIVERSITY FUND  
SCHEDULE OF SECURITIES PURCHASED (Continued)  
(July 1 - 31, 1991)

SECURITY	NO. SHARES (3)	TOTAL PRINCIPAL COST	YIELD AT COST
<u>LONG TERM SECURITIES (Continued):</u>			
<u>CAPITAL CONTRIBUTIONS:</u>			
<u>PRIVATE PLACEMENTS</u>			
BDM Holdings		\$9,298.35	
Woodlands Venture Fund Limited Partnership		470,000.00	
TOTAL CAPITAL CONTRIBUTIONS		479,298.35	N/A (2)
<u>EQUITY SECURITIES:</u>			
<u>CONVERTIBLE PREFERRED STOCKS</u>			
Time Warner, 11% - Class D	746.24	34,373.68	11.94%
<u>COMMON STOCKS (1)</u>			
ADT LTD ADR	56,200.00	562,000.00	0.00%
American Electric Power	800.00	22,666.40	8.47%
American Express	17,900.00	417,726.55	3.94%
American International Group	7,800.00	654,846.00	0.59%
Amoco	14,500.00	757,306.90	4.21%
AMP	15,200.00	750,239.00	2.91%
Anheuser-Busch	20,700.00	1,002,774.00	2.31%
Baker Hughes	32,300.00	751,723.50	1.98%
Becton Dickinson	54,600.00	3,633,382.90	1.75%
Bell Atlantic	5,300.00	254,321.00	5.25%
California Microwave	11,700.00	189,504.90	0.00%
Chemed	40,200.00	776,589.00	10.14%
Continental	30,000.00	806,790.00	9.67%
Cooper Industries	36,100.00	1,938,800.30	2.16%
Deere	4,900.00	251,468.00	3.90%
Eastman Kodak	15,200.00	594,050.70	5.12%
Exel	36,500.00	930,750.00	0.00%
Exxon	9,600.00	567,986.00	4.53%
Federal Paper Board	54,700.00	1,774,168.30	3.08%
Fluor	11,000.00	501,957.50	0.70%
Gillette	10,000.00	380,600.00	1.63%
Great Lakes Chemical	21,300.00	1,742,922.20	0.64%
Halliburton	6,900.00	251,470.50	2.74%
Hanson PLC ADR	44,700.00	749,904.00	6.80%
Heinz (H. J.)	18,800.00	700,778.50	2.57%
Intel	11,200.00	498,400.00	0.00%
Interstate Bakeries	106,000.00	1,696,000.00	0.00%
Kmart	400.00	18,216.50	3.87%
Kroger	8,500.00	184,767.00	5.15%
Lilly (Eli)	19,200.00	1,405,267.30	2.73%
MBNA	5,000.00	157,800.00	5.07%
Melville	20,600.00	1,003,217.00	2.91%
Merrill Lynch	4,800.00	189,936.00	2.53%
Micron Technology	44,000.00	533,757.90	0.00%

PERMANENT UNIVERSITY FUND  
 SCHEDULE OF SECURITIES PURCHASED (Continued)  
 (July 1 - 31, 1991)

SECURITY	NO. SHARES (3)	TOTAL PRINCIPAL COST	YIELD AT COST
<u>LONG TERM SECURITIES (Continued):</u>			
<u>EQUITY SECURITIES (Continued):</u>			
<u>COMMON STOCKS (Continued)(1)</u>			
Mobil	1,700.00	\$113,984.40	4.77%
National Semiconductor	31,200.00	185,267.00	0.00%
Neiman-Marcus Group	1,500.00	24,495.00	1.22%
Nestle SA (Reg) ADR+	2,000.00	109,500.00	1.59%
Nike - Class B	7,000.00	255,115.00	1.54%
Norfolk Southern	4,400.00	219,714.00	3.20%
Philip Morris	3,800.00	251,541.00	2.60%
Promus (The)	8,800.00	183,836.50	0.00%
PS Group	21,500.00	915,961.10	1.41%
Ralston Purina	5,100.00	255,357.00	2.16%
Royal Dutch Petroleum	26,500.00	2,112,462.40	4.51%
Sara Lee	20,000.00	829,371.00	2.27%
Sears Roebuck	24,800.00	915,949.90	5.41%
Service International	12,500.00	285,937.50	2.45%
Shell Transport & Trading PLC	8,800.00	446,116.00	4.87%
St. Paul	4,000.00	255,000.00	4.08%
Texaco	16,600.00	997,941.03	5.33%
Thiokol	84,500.00	1,326,673.20	1.91%
Unilever N V	21,800.00	1,741,493.00	3.00%
United Television	1,500.00	44,096.50	0.00%
Upjohn	13,600.00	603,839.50	2.61%
USAir Group	15,600.00	207,211.75	0.00%
USF&G	13,900.00	111,895.00	2.48%
US West	7,600.00	267,172.20	5.92%
Walgreen	6,100.00	200,202.00	1.40%
Wal-Mart Stores	30,000.00	1,414,779.40	0.36%
Warner-Lambert	21,700.00	1,500,544.00	2.55%
Waste Management	12,300.00	452,198.50	1.20%
TOTAL COMMON STOCKS		<u>42,879,741.73</u>	<u>2.71%</u>
TOTAL ACQUISITIONS		<u>\$85,218,648.48</u>	<u>5.82%</u>

- (1) Yield on Common Stocks based on cost price and dividend rate as of 7/31/91.
- (2) Current Yield is not calculated on Private Placements due to the absence of scheduled interest and dividend payments.
- (3) Reflects shares actually purchased. Does not reflect shares received as a result of stock splits and dividends subsequent to date of purchase.



PERMANENT UNIVERSITY FUND  
SUMMARY OF BOND EXCHANGES  
(July 1 - 31, 1991)

<u>DESCRIPTION</u>	<u>BOOK VALUE</u>	<u>MKT YIELD IN- CREASE</u>	<u>BOOK YIELD IN- CREASE</u>	<u>NEW BOOK YIELD</u>
<u>U. S. BONDS FOR U. S. BONDS</u>				
<u>ISSUE EXCHANGED:</u>				
U. S. Treasury 7% Notes, 4/30/93 (\$5,000,000.00 par value)	\$4,998,150.00			
<u>ISSUE RECEIVED:</u>				
U. S. Treasury 7-1/4% Notes, 3/31/93 (\$5,000,000.00 par value)	\$4,982,134.37	0.30%	0.31%	7.33%
	<u>\$15,790.16</u>			(Total Income Improvement) (4)

(4) Total Income Improvement represents improvement with takeout (payup) considered at current investment rates.

PERMANENT UNIVERSITY FUND  
EQUITIES -- OTHER CHANGES  
(July 1 - 31, 1991)

<u>STOCK SPLITS, DIVIDENDS, AND DISTRIBUTIONS</u>	<u>SHS. RECEIVED</u>
American Stores, 2-1 Stock Split	15,000
Conseco, 2-1 Stock Split	2,100
Quaker Oats, 1/5 share of Fisher Price for each share of Quaker Oats	4,000
Rite Aid, 2-1 Stock Split	15,900

PERMANENT UNIVERSITY FUND  
SCHEDULE OF SECURITIES SOLD, CALLED OR MATURED  
(July 1 - 31, 1991)

SECURITY	PAR VALUE	BOOK VALUE OF HOLDINGS	NET SALES PROCEEDS	GAIN OR (LOSS) OVER BOOK VALUE
<u>LONG TERM SECURITIES:</u>				
<u>U. S. GOVT. OBLIGATIONS (Gtd.)</u>				
GNMA-Pass-Throughs and Project Loans, Various Pools	\$916,046.93	\$905,606.80	\$916,046.93	\$10,440.13
Farmer Home Administration 6% Insured Notes, 12/14/91	8,944.71	8,930.51	8,944.71	14.20
Blue Ridge Hospital 9% Hill-Burton Notes, 7/14/00	62,759.93	62,759.93	62,759.93	0.00
MHC Owner Trustee 9% Shipmor, 6/30/02	31,346.14	31,329.11	31,346.14	17.03
Marcus Daly Hospital 8-1/4% Hill-Burton Notes, 1/24/99	45,728.00	45,728.00	45,728.00	0.00
Marine Drill Strm 11-1/2% Mer Marine XI 3/1/96	2,900,000.00	2,900,000.00	3,066,750.00	166,750.00
FHA Mortgages	30,103.63	30,103.63	30,103.63	0.00
<b>TOTAL U.S. GOVT. OBLIGATIONS (Gtd.)</b>	<b>\$3,994,929.34</b>	<b>3,984,457.98</b>	<b>4,161,679.34</b>	<b>177,221.36</b>
<u>U.S. GOVERNMENT AGENCIES (Non-Gtd.)</u>				
Federal Home Loan Mortgages P. C.'s Various Groups	\$2,546,005.67	2,535,107.74	2,546,005.67	10,897.93
<u>CORPORATE BONDS</u>				
American Tel & Tel 5-1/2% Promissory Notes, 6/15/97	\$18,000.00	17,183.71	18,000.00	816.29
Consumer Power 10-1/4% 1st Mtge., 7/1/99	400,000.00	400,000.00	400,000.00	0.00
Illinois Power 9-7/8% 1st Mtge., 7/1/04	175,000.00	175,000.00	175,000.00	0.00
<b>TOTAL CORPORATE BONDS</b>	<b>\$593,000.00</b>	<b>592,183.71</b>	<b>593,000.00</b>	<b>816.29</b>

PERMANENT UNIVERSITY FUND  
SCHEDULE OF SECURITIES SOLD, CALLED OR MATURED (Continued)  
(July 1 - 31, 1991)

SECURITY	NO. OF SHARES	BOOK VALUE OF HOLDINGS	NET SALES PROCEEDS	GAIN OR (LOSS) OVER BOOK VALUE
<u>LONG TERM SECURITIES (Continued):</u>				
<u>CAPITAL RETURNS:</u>				
<u>PRIVATE PLACEMENTS</u>				
Cheyenne III		\$70,988.16	\$70,988.16	\$0.00
Goldston Oil-Gladewater Jeter		10,528.07	10,528.07	0.00
Goldston Oil-Gladewater Jeter/Royal		1,172.31	1,172.31	0.00
HOS Partners		12,800.00	12,800.00	0.00
<b>TOTAL CAPITAL RETURNS</b>		<b>95,488.54</b>	<b>95,488.54</b>	<b>0.00</b>
<u>EQUITY SECURITIES</u>				
<u>CONVERTIBLE PREFERRED STOCKS</u>				
Time Warner 11% - Class D	0.24	10.29	11.01	0.72
<u>COMMON STOCKS</u>				
Abbott Laboratories	7,000.00	161,333.49	360,130.98	198,797.49
ADT LTD ADR	60,000.00	888,518.43	597,498.00	(291,020.43)
American Electric Power	62,900.00	1,666,716.13	1,796,234.87	129,518.74
American Express	40,000.00	1,090,772.31	911,494.52	(179,277.79)
American International Group	15,000.00	955,860.00	1,250,308.28	294,448.28
BCE	6,600.00	228,162.00	242,079.91	13,917.91
Bell Atlantic	15,500.00	450,090.21	752,096.89	302,006.68
Bellsouth	10,200.00	552,734.27	500,344.29	(52,389.98)
Boeing	33,750.00	974,727.50	1,541,986.03	567,258.53
British Petroleum ADS	32,100.00	2,451,274.20	2,144,149.05	(307,125.15)
Caesar's World	76,200.00	1,310,131.03	1,885,808.37	575,677.34
Chubb	5,000.00	195,600.00	353,513.20	157,913.20
Consolidated Freightways	9,300.00	187,813.50	150,468.96	(37,344.54)
Cooper Tire & Rubber	5,900.00	94,923.15	179,973.98	85,050.83
CSX	6,600.00	245,255.76	296,594.10	51,338.34
Dial	8,500.00	238,229.50	292,645.22	54,415.72
Du Pont (E. I.) De Nemours	9,100.00	271,042.10	429,009.36	157,967.26
Echlin	87,900.00	1,303,077.93	1,205,445.69	(97,632.24)
Federal Express	12,600.00	440,736.21	523,073.20	82,336.99
Federal National Mortgage	35,900.00	645,067.08	1,851,229.10	1,206,162.02
First Financial Management	12,000.00	214,387.01	412,735.82	198,348.81
Georgia Gulf	20,700.00	366,352.06	369,101.75	2,749.69
Georgia-Pacific	18,600.00	742,490.79	1,013,973.05	271,482.26
Good Guys	13,400.00	129,712.00	330,400.00	200,688.00
Green Tree Acceptance	17,000.00	241,485.00	460,378.60	218,893.60
GTE	145,800.00	1,897,875.15	4,245,752.17	2,347,877.02

PERMANENT UNIVERSITY FUND  
SCHEDULE OF SECURITIES SOLD, CALLED OR MATURED (Continued)  
(July 1 - 31, 1991)

SECURITY	NO. OF SHARES	BOOK VALUE OF HOLDINGS	NET SALES PROCEEDS	GAIN OR (LOSS) OVER BOOK VALUE
<u>LONG TERM SECURITIES (Continued):</u>				
<u>EQUITY SECURITIES (Continued):</u>				
International Business				
Machines	40,500	\$3,396,341.74	\$3,995,232.99	\$598,891.25
Kellogg	5,000	272,843.00	512,682.90	239,839.90
Lowe's	6,400	138,848.00	209,145.01	70,297.01
Marriott	20,000	651,813.33	355,048.12	(296,765.21)
Nicor	23,000	971,880.00	957,961.71	(13,918.29)
Nike - Class B	4,400	170,500.00	157,536.73	(12,963.27)
Nord Resources	59,000	682,683.29	420,604.85	(262,078.44)
Norsk Hydro AS ADR	13,200	377,038.75	355,464.12	(21,574.63)
Northeast Utilities	66,900	1,310,222.06	1,353,589.68	43,367.62
Nynex	13,800	626,881.61	1,004,675.47	377,793.86
Pacific Telesis Group	23,400	544,652.23	998,678.65	454,026.42
Pacificorp	92,500	1,493,493.16	2,016,895.04	523,401.88
Pittston	19,000	336,547.16	328,858.09	(7,689.07)
Public Service				
Enterprise Group	88,700	2,165,281.01	2,322,088.38	156,807.37
Repsol ADR	39,000	864,323.02	908,287.11	43,964.09
Sara Lee	48,800	1,365,290.73	1,997,317.30	632,026.57
Schering-Plough	61,300	2,864,108.35	3,087,196.94	223,088.59
Seagram	4,100	308,770.02	433,909.03	125,139.01
Smithkline Beecham	17,000	562,312.82	1,001,651.56	439,338.74
Southwestern Bell	36,700	1,989,770.00	2,002,089.17	12,319.17
TJX (The) (New)	18,000	255,918.70	323,753.37	67,834.67
Tyco Toys	13,000	226,876.00	230,750.00	3,874.00
United Technologies	8,100	370,045.12	362,178.40	(7,866.72)
Unocal	87,000	1,718,711.21	1,994,843.30	276,132.09
U S Shoe	78,300	1,061,721.58	1,014,844.00	(46,877.58)
USX-Marathon Group	78,800	2,415,838.49	1,906,358.98	(509,479.51)
USX-US Steel Group	17,380	445,235.33	398,416.77	(46,818.56)
Varsity	81,200	173,159.00	187,971.57	14,812.57
Woolworth	900	25,352.80	28,290.55	2,937.75
Xerox	71,500	4,528,776.44	3,958,007.38	(570,769.06)
Class Action Suit -				
Cray Research	0	0.00	2,874.74	2,874.74
TOTAL COMMON STOCK		<u>50,259,601.76</u>	<u>58,923,627.30</u>	<u>8,664,025.54</u>
TOTAL LONG TERM SECURITIES		<u>\$57,466,850.02</u>	<u>66,319,811.86</u>	<u>8,852,961.84</u>
<u>SHORT TERM SECURITIES (Net):</u>				
<u>POOLED INVESTMENTS--</u>				
U. S. Govt. Obligations (Direct)			10,000,000.00	0.00
TOTAL CASH SALES, CALLS, OR MATURITIES			<u>\$76,319,811.86</u>	<u>\$8,852,961.84</u>

II. COMMON TRUST FUND

COMMON TRUST FUND  
SUMMARY OF SECURITIES TRANSACTIONS  
(June 1 - 30, 1991)

REPORT ON SECURITIES TRANSACTIONS. -- The following securities transactions have been made for the Common Trust Fund in June, 1991. The Executive Vice Chancellor for Asset Management recommends approval by the Board of Regents of these transactions.

	<u>COST</u> <u>(BOOK VALUE)</u>	<u>YIELD</u> <u>AT COST</u>
<u>PURCHASES:</u>		
<u>DEBT SECURITIES--</u>		
U.S. Govt. Obligations (Direct)	\$483,437.50	8.25%
U.S. Govt. Agencies (Non-Gtd.)	991,718.75	9.08%
Corporate Bonds	12,209,380.75	9.00%
<b>Total Debt Securities</b>	<b>13,684,537.00</b>	<b>8.98%</b>
<u>EQUITY SECURITIES--</u>		
Common Stocks	4,001,717.65	2.38% (1)
<u>CAPITAL CONTRIBUTIONS:</u>		
Private Placements--	1,577,684.07	N/A (2)
<b>TOTAL LONG TERM SECURITIES</b>	<b>19,263,938.72</b>	<b>6.87%</b>
<u>SHORT TERM INVESTMENTS (Net):</u>		
Short Term Investment Fund--		
Goldman Sachs	6,019,181.88	
<b>TOTAL ACQUISITIONS</b>	<b>\$25,283,120.60</b>	
	<u>PROCEEDS</u>	<u>GAIN</u> <u>OR (LOSS)</u>
<u>SALES:</u>		
<u>EQUITY SECURITIES--</u>		
Common Stocks	\$3,750,262.09	\$1,137,213.91
<u>CAPITAL RETURNS:</u>		
Private Placements--	121,932.60	0.00
<u>MATURITIES AND PREPAYMENTS:</u>		
U.S. Govt. Obligations (Gtd.)	141,350.09	367.55
U.S. Govt. Agencies (Non-Gtd.)	296,962.67	1,174.02
Corporate Bonds	1,004,271.73	0.00
<b>Total Maturities and Prepayments</b>	<b>1,442,584.49</b>	<b>1,541.57</b>
<b>TOTAL DISPOSITIONS</b>	<b>\$5,314,779.18</b>	<b>\$1,138,755.48</b>

(1) Yield on Common Stocks is based on cost price and dividend rate as of 6/30/91.

(2) Current Yield is not calculated on Private Placements due to the absence of scheduled interest and dividend payments.

COMMON TRUST FUND  
Comparison Summary of Assets

Security	June 30, 1990				June 30, 1991			
	Book Value	Book Yield	Market Value	Market Yield	Book Value	Book Yield	Market Value	Market Yield
<b>LONG TERM SECURITIES:</b>								
<b>DEBT SECURITIES --</b>								
<b>U. S. GOVT. OBLIGATIONS:</b>								
Direct - Treasuries	\$48,545,700.39	10.23%	\$52,609,899.00	8.50%	\$52,097,835.98	10.11%	\$56,738,222.00	7.80%
Gtd. - Various Bonds	8,177,258.37	9.97%	8,304,772.11	9.78%	11,033,468.11	9.80%	11,429,157.26	9.39%
Total U. S. Govts	56,722,958.76	10.19%	60,914,671.11	8.67%	63,131,304.09	10.06%	68,167,379.26	8.07%
<b>U. S. GOVT. AGENCIES:</b>								
Non-Guaranteed	77,730,882.21	9.73%	78,200,752.26	9.63%	81,873,336.83	9.64%	83,959,225.34	9.29%
CORPORATE BONDS	201,835,542.95	10.39%	200,639,175.44	10.21%	239,323,678.88	10.08%	244,942,295.32	9.70%
TOTAL DEBT SECURITIES	336,289,383.92	10.20%	339,754,598.81	9.80%	384,328,319.80	9.98%	397,068,899.92	9.33%
PREFERRED STOCKS	1,170,225.23	13.35%	1,570,075.00	9.95%	1,278,072.93	12.42%	1,661,475.00	9.55%
TOTAL FIXED INCOME SECURITIES	337,459,609.15	10.22%	341,324,673.81	9.80%	385,606,392.73	9.99%	398,730,374.92	9.34%
<b>EQUITY SECURITIES</b>								
Convertible Debentures	150,000.00	6.75%	165,000.00	6.14%	847,260.24	18.62%	633,562.50	24.90%
Convertible Preferred Stocks	61,911.59	0.00%	99,106.25	0.00%	195,968.93	11.40%	286,768.75	7.79%
Common Stocks	155,958,118.95	3.70%	186,473,432.84	3.09%	154,496,905.14	3.26%	181,019,049.42	2.78%
TOTAL EQUITY SECURITIES	156,170,030.54	3.70%	186,737,539.09	3.09%	155,540,134.31	3.35%	181,939,380.67	2.87%
PRIVATE PLACEMENTS	43,382,871.88	0.00%	43,382,871.88	0.00%	50,769,561.68	0.00%	50,769,561.68	0.00%
REAL ESTATE	0.00	0.00%	0.00	0.00%	2,675,000.00	6.00%	2,675,000.00	6.00%
TOTAL LONG TERM	537,012,511.57	7.50%	571,445,084.78	6.86%	594,591,088.72	7.38%	634,114,317.27	6.72%
<b>CASH &amp; EQUIVALENT:</b>								
Short Term Investment Funds	79,124,081.07	8.04%	79,124,081.07	8.04%	107,911,661.90	5.96%	107,911,661.90	5.96%
Commercial Paper	10,000,000.00	8.26%	10,000,000.00	8.26%	0.00	0.00%	0.00	0.00%
U. S. Governments (Direct)	6,741,671.77	11.45%	6,790,904.36	9.26%	0.00	0.00%	0.00	0.00%
U. S. Govt Agency - Non Gtd.	0.00	0.00%	0.00	0.00%	998,197.37	11.87%	1,041,870.00	6.42%
Corporate Bonds	4,858,355.23	13.11%	4,588,170.35	11.92%	3,720,271.60	9.63%	3,695,936.54	10.02%
Cash	3.36	0.00%	3.36	0.00%	0.00	0.00%	0.00	0.00%
TOTAL SHORT TERM	100,724,111.43	8.53%	100,503,159.14	8.32%	112,630,130.87	6.13%	112,649,468.44	6.10%
TOTAL SECURITIES, CASH & EQUIVALENT *	\$637,736,623.00	7.66%	\$671,948,243.92	7.08%	\$707,221,219.59	7.18%	\$746,763,785.71	6.62%
UNIT MARKET VALUE			\$2.8183049				\$2.9092743	



COMMON TRUST FUND  
SUMMARY OF INCOME FROM INVESTMENTS  
(June 1 - 30, 1991)

	CASH	ACCRUED	TOTAL
<b>FROM FIXED INCOME SECURITIES --</b>			
U. S. Treasuries	(\$7,755.27)	\$398,900.68	\$391,145.41
U. S. Govt. Obligations (Gtd.)	81,522.28	8,365.93	89,888.21
U. S. Govt. Agencies (Non-Gtd.)	635,083.80	(5,280.63)	629,803.17
Corporate Bonds	1,829,679.66	276,309.63	2,105,989.29
Preferred Stock	0.00	0.00	0.00
<b>Total from Fixed Income Securities</b>	<b>2,538,530.47</b>	<b>678,295.61</b>	<b>3,216,826.08</b>
<b>FROM EQUITY SECURITIES --</b>			
Convertible Debentures	0.00	13,143.34	13,143.34
Convertible Preferred	0.00	0.00	0.00
Common Stocks	581,585.46	0.00	581,585.46
<b>Total From Equity Securities</b>	<b>581,585.46</b>	<b>13,143.34</b>	<b>594,728.80</b>
<b>FROM PRIVATE PLACEMENTS</b>			
<b>Total From Long Term Investments</b>	<b>9,362.64</b>	<b>0.00</b>	<b>9,362.64</b>
<b>FROM SHORT TERM INVESTMENTS --</b>			
U. S. Govt. Agencies (Non-Gtd.) -			
Short Term Notes	0.00	0.00	0.00
Treasury Bills	0.00	0.00	0.00
Commercial Paper	0.00	0.00	0.00
Short Term Investment Fund -			
Goldman-Sachs	532,359.32	32,084.84	564,444.16
Fail Float	0.00	0.00	0.00
Securities Lending	18,833.61	0.00	18,833.61
Certificates of Deposit	0.00	0.00	0.00
<b>Total From Short Term Investments</b>	<b>551,192.93</b>	<b>32,084.84</b>	<b>583,277.77</b>
<b>TOTAL INCOME FROM INVESTMENTS TO COMMON TRUST FUND</b>	<b>\$3,680,671.50</b>	<b>\$723,523.79</b>	<b>\$4,404,195.29</b>

INTEREST ACCRUED

	As of 6/30/91	As of 5/31/91	NET
U. S. Treasuries	\$1,212,771.21	\$813,870.53	398,900.68
U. S. Govt. Obligations (Gtd.)	60,769.71	52,403.78	8,365.93
U. S. Govt. Agencies (Non-Gtd.)	530,683.44	535,964.07	(5,280.63)
Corporate Bonds	5,918,760.95	5,642,451.32	276,309.63
Convertible Debentures	76,073.75	62,930.41	13,143.34
Short Term Investment Fund -			
Goldman-Sachs	564,444.16	532,359.32	32,084.84
Commercial Paper	0.00	0.00	0.00
	<b>\$8,363,503.22</b>	<b>\$7,639,979.43</b>	<b>\$723,523.79</b>

## COMMON TRUST FUND

STATEMENT OF CASH RECEIPTS AND DISBURSEMENTS

(June 1 - 30, 1991)

CASH RECEIPTS

RECEIPTS INCREASING THE FUND:		
Net Additions (Withdrawals) to the CTF		\$20,014,787.06
RECEIPTS FROM SALES OF SECURITIES:		
Private Placements	\$121,932.60	
Common Stocks	3,750,262.09	
Total		<u>3,872,194.69</u>
RECEIPTS FROM MATURING SECURITIES AND AMORTIZATION:		
U.S. Govt. Obligations (Gtd.)	141,350.09	
U.S. Govt. Agencies (Non-Gtd.)	296,962.67	
Corporate Bonds	1,004,271.73	
Net Amortization on Bonds (Discount in Excess of Premium)	(46,445.64)	
Total Cash Receipts		<u>1,396,138.85</u>
CASH ON HAND:		
June 30, 1991	0.00	
May 31, 1991	0.00	
Decrease in Cash Balance (Add)		<u>0.00</u>
Total Cash Accounted for		<u>\$25,283,120.60</u>

CASH DISBURSEMENTS

ASSETS PURCHASED:		
U. S. Govt. Obligations (Gtd.)	\$483,437.50	
U. S. Agencies (Non-Gtd.)	991,718.75	
Corporate Bonds	12,209,380.75	
Common Stock (197,600 shares)	4,001,717.65	
Private Placements	1,577,684.07	
Short Term Investment Fund - Goldman Sachs (Net)	6,019,181.88	
Total Cash Disbursements		<u>\$25,283,120.60</u>

## COMMON TRUST FUND

SUMMARY  
BOOK VALUE OF THE COMMON TRUST FUND

May 31, 1991 Balance		\$686,067,677.05
Additions:		
Net Additions (Withdrawals) to the CTF		
Cash	\$20,014,787.06	
Realized Net Gain or (Loss) on Security Transactions	1,138,755.48	21,153,542.54
		<hr/>
June 30, 1991 Balance		<u>\$707,221,219.59</u>

NUMBER OF UNITS\*

May 31, 1991 Balance		256,683,873
Net Donations (06/01/91)	\$20,014,787.06	
Market Value per Unit (05/31/91)	\$2.8671343	
Net Units Added (06/01/91)		6,979,468
Accounting Adjustments		0
		<hr/>
June 30, 1991 Balance		<u>263,663,341</u>

DISTRIBUTIONS TO UNIT HOLDERS\*  
(June 1 - 30, 1991)

Distribution from Current Income	\$0.00
Distribution from Income Reserve	0.00
	<hr/>
Total Distribution	<u>\$0.00</u>

\* Units are added to the CTF quarterly on 3/1, 6/1, 9/1, and 12/1.  
Distribution is paid quarterly on 2/28, 5/31, 8/31 and 11/30.

COMMON TRUST FUND  
SCHEDULE OF SECURITIES PURCHASED  
(June 1 - 30, 1991)

SECURITY	NO. SHARES (3)	TOTAL PRINCIPAL COST	YIELD AT COST
<u>LONG TERM SECURITIES:</u>			
<u>U.S. GOVT. OBLIGATIONS (Gtd.):</u>			
U. S. Treasury Notes 7-3/4%, 2/15/01	\$50,000.00	\$483,437.50	8.25%
<u>U.S. GOVT. AGENCIES (Non-Gtd.):</u>			
Federal National Mtge. Assoc. SER 90 9%, 7/25/18	1,000,000.00	991,718.75	9.08%
<u>CORPORATE BONDS:</u>			
Alabama Power 7-3/4%, 9/1/02	500,000.00	455,100.00	9.04%
Detroit Edison 8.15%, 12/15/00	750,000.00	712,087.50	8.95%
GTE 9.1%, 6/1/03	1,200,000.00	1,198,368.00	9.12%
Pacific Gas & Electric 7-1/2%, 12/1/03	1,000,000.00	898,160.00	8.87%
Pacificorp 9.1%, 3/1/01	1,000,000.00	1,000,000.00	9.10%
Phillips Petroleum 9%, 6/1/01	1,000,000.00	993,125.00	9.11%
Portland General Electric 7-3/4%, 11/1/02	810,000.00	734,508.00	9.08%
Quebec Hydro Electric Commission 7-1/2%, 1/1/03	2,115,000.00	1,892,987.25	8.98%
Standard Oil (Ohio) 6.3%, 7/1/01	1,000,000.00	834,720.00	8.81%
Texaco Capital 8-3/4%, 4/15/02	1,500,000.00	1,494,075.00	8.80%
Texas Instruments 9-1/4%, 6/15/03	1,000,000.00	1,000,000.00	9.25%
Westinghouse Electric 8-7/8%, 6/1/01	1,000,000.00	996,250.00	8.93%
Total Corporate Bonds	12,875,000.00	12,209,380.75	9.00%
TOTAL DEBT SECURITIES	\$13,925,000.00	13,684,537.00	8.98%
<u>CAPITAL CONTRIBUTIONS:</u>			
<u>PRIVATE PLACEMENTS</u>			
American Industrial		52,836.98	
Cheyenne III		47,235.15	
Wingate Partners		1,477,611.94	
		1,577,684.07	N/A (2)

COMMON TRUST FUND  
SCHEDULE OF SECURITIES PURCHASED (Continued)  
(June 1 - 30, 1991)

SECURITY	NO. SHARES (3)	TOTAL PRINCIPAL COST	YIELD AT COST
<u>LONG TERM SECURITIES (Continued):</u>			
<u>EQUITY SECURITIES:</u>			
<u>COMMON STOCKS (1)</u>			
Alleghany	1,000	\$99,013.00	0.00%
Alliant Techsystems	5,100	121,119.39	0.00%
American Home Products	300	17,646.00	3.91%
American International Group	1,400	120,273.00	0.58%
Amoco	700	35,574.00	4.33%
Anadarko Petroleum	500	12,925.00	1.16%
Archer-Daniels-Midland	2,500	55,575.00	0.45%
Atlantic Richfield	1,100	128,698.20	4.70%
Avantek	50,000	132,500.00	0.00%
Baker Hughes	700	18,336.50	1.76%
Baltimore Gas & Electric	6,000	175,035.00	7.20%
Becton Dickinson	400	29,078.00	1.60%
Bell Atlantic	3,500	158,298.00	5.57%
Bellsouth	1,000	48,381.25	5.71%
Chevron	800	55,787.00	4.73%
Consolidated Natural Gas	1,000	39,600.00	4.75%
Esco Electronics	15,000	103,425.89	0.00%
Exxon	500	28,966.50	4.63%
Fluor	1,200	56,084.00	0.69%
Grand Metropolitan ADR	2,100	53,872.00	3.23%
Greenman Brothers	3,000	11,446.17	0.00%
GTE	2,000	59,404.00	5.32%
Hanson PLC ADR	2,000	36,015.00	6.33%
Lake Shore Bancorp.	5,000	90,625.00	2.10%
Meredith	3,600	101,052.00	2.28%
Mobil	600	38,404.50	5.00%
Nestle SA (REG) ADR+	300	16,762.50	1.56%
PS Group	13,600	865,000.20	0.94%
Pulse Engineering	35,500	370,100.10	0.00%
RF&P	500	16,175.00	0.00%
Royal Dutch Petroleum	900	70,100.50	4.61%
Schlumberger	500	28,904.00	2.08%
Service International	5,000	114,900.00	2.44%
Shell Transport & Trading PLC	1,700	86,181.50	4.87%
Sothebys Holdings Inc - Class A	8,200	105,825.90	4.65%
Southern	3,000	80,969.50	7.93%
Storage Equities	1,600	12,964.84	9.87%
Sun	500	14,950.00	6.02%
Texaco	2,000	125,242.50	5.11%
Topps	5,000	73,375.00	1.64%
Tremont	6,300	117,991.71	0.00%
Waste Management	2,000	75,140.00	1.17%
<b>TOTAL COMMON STOCKS</b>		<b>4,001,717.65</b>	<b>2.38%</b>
<b>TOTAL LONG TERM SECURITIES</b>		<b>19,263,938.72</b>	<b>6.87%</b>
<u>SHORT TERM SECURITIES:</u>			
Short Term Investment Fund			
Goldman-Sachs (Net)		6,019,181.88	
<b>TOTAL SECURITIES PURCHASED</b>		<b>\$25,283,120.60</b>	

- (1) Yield on Common Stocks is based on cost price and dividend rate as of 6/30/91.
- (2) Current Yield is not calculated on Private Placements due to the absence of scheduled interest and dividend payments.
- (3) Reflects shares actually purchased. Does not reflect shares received as a result of stock splits and dividends subsequent to date of purchase.

COMMON TRUST FUND  
EQUITIES -- OTHER CHANGES  
(June 1 - 30, 1991)

<u>STOCK SPLITS, DIVIDENDS AND DISTRIBUTIONS</u>	<u>SHS. RECEIVED</u>
Mercury Finance, 4-3 stock split	15,406.98
Microsoft, 3-2 stock split	850.00
Questar, 2-1 stock split	18,200.00

COMMON TRUST FUND  
SCHEDULE OF SECURITIES SOLD, CALLED OR MATURED  
(June 1 - 30, 1991)

SECURITY	PAR VALUE OR NO. SHARES	BOOK VALUE OF HOLDINGS	NET SALES PROCEEDS	GAIN OR (LOSS) OVER BOOK VALUE
<u>LONG TERM SECURITIES:</u>				
<u>DEBT SECURITIES:</u>				
<u>U.S. GOVT. OBLIGATIONS (Gtd.)</u>				
GNMA Pass Thrus and Project Loans, Various Pools				
	\$141,350.09	\$140,982.54	\$141,350.09	\$367.55
<u>U.S. GOVT. AGENCIES (Non-Gtd.)</u>				
Federal Home Loan Mortgages, Various Groups				
	\$296,962.67	295,788.65	296,962.67	1,174.02
<u>CORPORATE BONDS</u>				
Appletree Safeway 9% Purchase Lease, 5/1/96				
	4,271.73	4,271.73	4,271.73	0.00
Commercial Credit 14-1/2% Med Term Notes, 6/1/91				
	1,000,000.00	1,000,000.00	1,000,000.00	0.00
<b>TOTAL CORPORATE BONDS</b>	<b>\$1,004,271.73</b>	<b>1,004,271.73</b>	<b>1,004,271.73</b>	<b>0.00</b>
<b>TOTAL DEBT SECURITIES</b>		<b>1,441,042.92</b>	<b>1,442,584.49</b>	<b>1,541.57</b>
<u>PRIVATE PLACEMENTS:</u>				
Carotex Trust II				
		29,713.00	29,713.00	0.00
Cheyenne Partners				
		26,004.60	26,004.60	0.00
Cheyenne II				
		44,744.82	44,744.82	0.00
Cheyenne III Bridge Loan Chevron Unpromoted Interest				
		2,520.25	2,520.25	0.00
Cheyenne III				
		8,819.37	8,819.37	0.00
Goldston Oil-Gladewater Jeter				
		9,133.46	9,133.46	0.00
Goldston Oil-Gladewater Jeter/Royal				
		997.10	997.10	0.00
<b>TOTAL CAPITAL RETURNS</b>		<b>121,932.60</b>	<b>121,932.60</b>	<b>0.00</b>
<u>EQUITY SECURITIES:</u>				
<u>COMMON STOCKS</u>				
Baldwin Technology - Class A				
	8,800	35,270.95	61,157.94	25,886.99
Central Louisiana Electric				
	2,000	68,525.80	80,797.30	12,271.50
Consolidated Natural Gas				
	2,500	95,090.83	105,897.94	10,807.11
General Motors				
	2,600	99,675.37	110,114.12	10,438.75
Houston Industries				
	3,000	101,074.50	109,343.33	8,268.83

COMMON TRUST FUND  
 SCHEDULE OF SECURITIES SOLD, CALLED OR MATURED (Continued)  
 (June 1 - 30, 1991)

SECURITY	NO. SHARES	BOOK VALUE OF HOLDINGS	NET SALES PROCEEDS	GAIN OR (LOSS) OVER BOOK VALUE
<b>COMMON STOCKS (Continued)</b>				
Luria (L.) & Sons	6,400.00	\$71,404.88	\$39,059.08	(\$32,345.80)
MCN	1,100.00	23,262.00	23,968.88	706.88
Mercury Finance	0.98	5.79	22.93	17.14
National Fuel Gas	1,000.00	23,475.00	24,319.18	844.18
New England Business Service	7,000.00	109,632.11	126,000.00	16,367.89
Pacific Telesis	1,500.00	61,798.37	60,789.96	(1,008.41)
Pennsylvania Power & Light	1,000.00	32,066.70	44,657.50	12,590.80
Pennzoil	500.00	36,279.75	36,126.29	(153.46)
Public Service of Colorado	9,000.00	198,421.75	202,225.97	3,804.22
Public Service Enterprise Group	500.00	13,367.57	13,762.03	394.46
Southwestern Bell	1,000.00	49,910.39	51,752.27	1,841.88
Temple-Inland	30,000.00	879,525.00	1,358,117.10	478,592.10
United Telecommunications	500.00	15,217.62	14,360.01	(857.61)
Webb Del	90,000.00	579,150.00	1,116,442.60	537,292.60
Wesco Financial	3,000.00	119,893.80	171,347.66	51,453.86
<b>TOTAL COMMON STOCKS</b>		<b>2,613,048.18</b>	<b>3,750,262.09</b>	<b>1,137,213.91</b>
<b>TOTAL CASH SALES, CALLS, OR MATURITIES</b>		<b>\$4,176,023.70</b>	<b>\$5,314,779.18</b>	<b>\$1,138,755.48</b>



COMMON TRUST FUND  
SUMMARY OF SECURITIES TRANSACTIONS  
(July 1 - 31, 1991)

REPORT ON SECURITIES TRANSACTIONS. -- The following securities transactions have been made for the Common Trust Fund in July, 1991. The Executive Vice Chancellor for Asset Management recommends approval by the Board of Regents of these transactions.

	<u>COST</u> <u>(BOOK VALUE)</u>	<u>YIELD</u> <u>AT COST</u>
<u>PURCHASES:</u>		
<u>DEBT SECURITIES--</u>		
U.S. Govt. Obligations (Direct)	\$977,812.50	8.33%
Corporate Bonds	4,922,297.00	9.14%
	<hr/>	<hr/>
Total Debt Securities	5,900,109.50	9.01%
<u>EQUITY SECURITIES--</u>		
Convertible Preferred Stocks	606,337.50	4.21%
Common Stocks	4,336,167.63	2.75% (1)
	<hr/>	<hr/>
Total Equity Securities	4,942,505.13	2.93%
<u>CAPITAL CONTRIBUTIONS:</u>		
Private Placements--	600,000.00	N/A (2)
	<hr/>	<hr/>
TOTAL ACQUISITIONS	<u>\$11,442,614.63</u>	<u>5.91%</u>
	<u>PROCEEDS</u>	<u>GAIN</u> <u>OR (LOSS)</u>
<u>SALES:</u>		
<u>EQUITY SECURITIES--</u>		
Common Stocks	\$6,913,180.83	\$809,745.12
	<hr/>	<hr/>
<u>CAPITAL RETURNS:</u>		
Private Placements--	6,125.10	0.00
	<hr/>	<hr/>
<u>MATURITIES AND PREPAYMENTS:</u>		
U.S. Govt. Obligations (Gtd.)	23,254.93	108.17
U.S. Govt. Agencies (Non-Gtd.)	435,873.42	2,990.37
Corporate Bonds	4,303.76	0.00
	<hr/>	<hr/>
Total Maturities and Prepayments	463,432.11	3,098.54
	<hr/>	<hr/>
<u>SHORT TERM INVESTMENTS (Net):</u>		
Short Term Investment Fund--		
Goldman Sachs	4,103,749.52	
	<hr/>	<hr/>
TOTAL DISPOSITIONS	<u>\$11,486,487.56</u>	<u>\$812,843.66</u>

(1) Yield on Common Stocks is based on cost price and dividend rate as of 7/31/91.

(2) Current Yield is not calculated on Private Placements due to the absence of scheduled interest and dividend payments.

COMMON TRUST FUND  
Comparison Summary of Assets

Security	July 31, 1990				July 31, 1991			
	Book Value	Book Yield	Market Value	Market Yield	Book Value	Book Yield	Market Value	Market Yield
<b>LONG TERM SECURITIES:</b>								
<b>DEBT SECURITIES --</b>								
<b>U. S. GOVT. OBLIGATIONS:</b>								
Direct - Treasuries	\$48,546,312.32	10.23%	\$52,973,342.00	8.47%	\$53,080,064.40	10.08%	\$57,954,049.00	7.67%
Gtd. - Various Bonds	8,137,046.27	9.97%	8,333,730.68	9.78%	11,011,807.37	9.80%	11,505,431.96	9.29%
<b>Total U. S. Govts</b>	<b>56,683,358.59</b>	<b>10.19%</b>	<b>61,307,072.68</b>	<b>8.65%</b>	<b>64,091,871.77</b>	<b>10.03%</b>	<b>69,459,480.96</b>	<b>7.94%</b>
<b>U. S. GOVT. AGENCIES:</b>								
Non-Guaranteed	77,540,988.29	9.73%	78,688,641.25	9.63%	81,444,235.06	9.64%	84,379,677.29	9.15%
<b>CORPORATE BONDS</b>	<b>199,271,515.40</b>	<b>10.38%</b>	<b>203,166,849.84</b>	<b>10.20%</b>	<b>244,230,098.81</b>	<b>10.06%</b>	<b>251,832,153.29</b>	<b>9.54%</b>
<b>TOTAL DEBT SECURITIES</b>	<b>333,495,862.28</b>	<b>10.20%</b>	<b>343,162,563.77</b>	<b>9.79%</b>	<b>389,766,205.64</b>	<b>9.97%</b>	<b>405,671,311.54</b>	<b>9.18%</b>
<b>PREFERRED STOCKS</b>	<b>1,170,225.23</b>	<b>13.35%</b>	<b>1,590,600.00</b>	<b>9.82%</b>	<b>1,278,072.93</b>	<b>12.42%</b>	<b>1,687,950.00</b>	<b>9.40%</b>
<b>TOTAL FIXED INCOME SECURITIES</b>	<b>334,666,087.51</b>	<b>10.21%</b>	<b>344,753,163.77</b>	<b>9.79%</b>	<b>391,044,278.57</b>	<b>9.98%</b>	<b>407,359,261.54</b>	<b>9.19%</b>
<b>EQUITY SECURITIES</b>								
Convertible Debentures	150,000.00	6.75%	159,000.00	6.37%	697,260.24	21.17%	290,000.00	50.90%
Convertible Preferred Stocks	20,636.93	0.00%	88,375.00	0.00%	802,306.43	5.97%	872,518.75	5.49%
Common Stocks	150,378,940.94	3.67%	178,235,791.80	3.10%	152,877,445.19	3.25%	185,074,600.15	2.68%
<b>TOTAL EQUITY SECURITIES</b>	<b>150,549,577.87</b>	<b>3.67%</b>	<b>178,483,166.80</b>	<b>3.10%</b>	<b>154,377,011.86</b>	<b>3.35%</b>	<b>186,237,118.90</b>	<b>2.77%</b>
<b>PRIVATE PLACEMENTS</b>	<b>43,456,038.72</b>	<b>0.00%</b>	<b>43,456,038.72</b>	<b>0.00%</b>	<b>51,363,436.58</b>	<b>0.00%</b>	<b>51,363,436.58</b>	<b>0.00%</b>
<b>REAL ESTATE</b>	<b>2,675,000.00</b>	<b>0.00%</b>	<b>2,675,000.00</b>	<b>0.00%</b>	<b>2,675,000.00</b>	<b>6.00%</b>	<b>2,675,000.00</b>	<b>6.00%</b>
<b>TOTAL LONG TERM</b>	<b>531,346,704.10</b>	<b>7.47%</b>	<b>569,367,369.29</b>	<b>6.90%</b>	<b>599,459,727.01</b>	<b>7.40%</b>	<b>647,634,817.02</b>	<b>6.60%</b>
<b>CASH &amp; EQUIVALENT:</b>								
Short Term Investment Funds	83,482,809.02	8.02%	83,482,809.02	8.02%	103,807,912.38	5.82%	103,807,912.38	5.82%
Commercial Paper	10,000,000.00	7.98%	10,000,000.00	7.98%	0.00	0.00%	0.00	0.00%
U. S. Governments (Direct)	2,994,561.48	11.74%	3,028,120.00	7.50%	0.00	0.00%	0.00	0.00%
U. S. Govt Agency - Non Gtd.	0.00	0.00%	0.00	0.00%	998,197.37	11.87%	1,039,060.00	6.23%
Corporate Bonds	4,858,355.23	13.11%	4,590,729.55	10.90%	3,768,226.49	9.63%	3,748,081.60	10.63%
Cash	(1,615.55)	0.00%	(1,615.55)	0.00%	0.00	0.00%	0.00	0.00%
<b>TOTAL SHORT TERM</b>	<b>101,334,110.18</b>	<b>8.37%</b>	<b>101,100,043.02</b>	<b>8.13%</b>	<b>108,574,336.24</b>	<b>6.01%</b>	<b>108,595,053.98</b>	<b>5.99%</b>
<b>TOTAL SECURITIES, CASH &amp; EQUIVALENT *</b>	<b>\$632,680,814.28</b>	<b>7.61%</b>	<b>\$670,467,412.31</b>	<b>7.09%</b>	<b>\$708,034,063.25</b>	<b>7.18%</b>	<b>\$756,229,871.00</b>	<b>6.51%</b>
<b>UNIT MARKET VALUE</b>			<b>\$2.8120939</b>				<b>\$2.9461526</b>	

COMMON TRUST FUND  
SUMMARY OF INCOME FROM INVESTMENTS  
(July 1 - 31, 1991)

	CASH	ACCRUED	TOTAL
<b>FROM FIXED INCOME SECURITIES --</b>			
U. S. Treasuries	\$176,834.40	\$311,795.21	\$488,629.61
U. S. Govt. Obligations (Gtd.)	85,560.44	6,386.97	91,947.41
U. S. Govt. Agencies (Non-Gtd.)	650,731.17	35,305.41	686,036.58
Corporate Bonds	1,335,990.06	678,334.03	2,014,324.09
Preferred Stock	13,401.22	0.00	13,401.22
<b>Total from Fixed Income Securities</b>	<b>2,262,517.29</b>	<b>1,031,821.62</b>	<b>3,294,338.91</b>
<b>FROM EQUITY SECURITIES --</b>			
Convertible Debentures	0.00	(64,593.21)	(64,593.21)
Convertible Preferred	11,967.53	0.00	11,967.53
Common Stocks	332,358.19	0.00	332,358.19
<b>Total From Equity Securities</b>	<b>344,325.72</b>	<b>(64,593.21)</b>	<b>279,732.51</b>
<b>FROM PRIVATE PLACEMENTS</b>	<b>60,097.51</b>	<b>0.00</b>	<b>60,097.51</b>
<b>FROM REAL ESTATE</b>	<b>2,342.08</b>	<b>0.00</b>	<b>2,342.08</b>
<b>Total From Long Term Investments</b>	<b>2,669,282.60</b>	<b>967,228.41</b>	<b>3,634,168.93</b>
<b>FROM SHORT TERM INVESTMENTS --</b>			
U. S. Govt. Agencies (Non-Gtd.) -			
Short Term Notes	0.00	0.00	0.00
Treasury Bills	0.00	0.00	0.00
Commercial Paper	0.00	0.00	0.00
Short Term Investment Fund -			
Goldman-Sachs	564,445.70	(36,662.87)	527,782.83
Fail Float	1,339.33	0.00	1,339.33
Securities Lending	15,313.03	0.00	15,313.03
Certificates of Deposit	0.00	0.00	0.00
<b>Total From Short Term Investments</b>	<b>581,098.06</b>	<b>(36,662.87)</b>	<b>544,435.19</b>
<b>TOTAL INCOME FROM INVESTMENTS TO COMMON TRUST FUND</b>	<b>\$3,250,380.66</b>	<b>\$930,565.54</b>	<b>\$4,178,604.12</b>

INTEREST ACCRUED

	As of 7/31/91	As of 6/30/91	NET
U. S. Treasuries	\$1,524,566.42	\$1,212,771.21	311,795.21
U. S. Govt. Obligations (Gtd.)	67,156.68	60,769.71	6,386.97
U. S. Govt. Agencies (Non-Gtd.)	565,988.85	530,683.44	35,305.41
Corporate Bonds	6,597,094.98	5,918,760.95	678,334.03
Convertible Debentures	11,480.54	76,073.75	(64,593.21)
Short Term Investment Fund -			
Goldman-Sachs	527,781.29	564,444.16	(36,662.87)
Commercial Paper	0.00	0.00	0.00
	<b>\$9,294,068.76</b>	<b>\$8,363,503.22</b>	<b>\$930,565.54</b>

## COMMON TRUST FUND

STATEMENT OF CASH RECEIPTS AND DISBURSEMENTS  
(July 1 - 31, 1991)CASH RECEIPTS

## RECEIPTS INCREASING THE FUND:

Net Additions (Withdrawals) to the CTF		\$0.00
--	--	--------

## RECEIPTS FROM SALES OF SECURITIES:

Private Placements	\$6,125.10	
Common Stocks	6,913,180.83	

Total		<u>6,919,305.93</u>
-------	--	---------------------

## RECEIPTS FROM MATURING SECURITIES AND AMORTIZATION:

U.S. Govt. Obligations (Gtd.)	23,254.93	
U.S. Govt. Agencies (Non-Gtd.)	435,873.42	
Corporate Bonds	4,303.76	
Net Amortization on Bonds (Discount in Excess of Premium)	(46,064.80)	
Short Term Investment Fund - Goldman Sachs (Net)	4,103,749.52	
Write Offs Return Of Capital - Comcast	2,191.87	

Total Cash Receipts		<u>4,523,308.70</u>
---------------------	--	---------------------

## CASH ON HAND:

July 31, 1991	0.00	
June 30, 1991	0.00	

Decrease in Cash Balance (Add)		<u>0.00</u>
--------------------------------	--	-------------

Total Cash Accounted for		<u>\$11,442,614.63</u>
--------------------------	--	------------------------

CASH DISBURSEMENTS

## ASSETS PURCHASED:

U.S. Govt. Obligations (Direct)	\$977,812.50
Corporate Bonds	4,922,297.00
Common Stock (176,000 shares)	4,336,167.63
Convertible Preferred Stock	606,337.50
Private Placements	600,000.00

Total Cash Disbursements	<u>\$11,442,614.63</u>
--------------------------	------------------------

## COMMON TRUST FUND

SUMMARY  
BOOK VALUE OF THE COMMON TRUST FUND

June 30, 1991 Balance		\$707,221,219.59
Additions:		
Net Additions (Withdrawals) to the CTF		
Cash	\$0.00	
Realized Net Gain or (Loss)		
on Security Transactions	812,843.66	812,843.66
July 31, 1991 Balance		<u>\$708,034,063.25</u>

NUMBER OF UNITS\*

June 30, 1991 Balance		263,663,341
Net Donations (07/01/91)		
	\$0.00	
Market Value per Unit (05/31/91)	\$2.8671343	
Net Units Added (07/01/91)		0
Accounting Adjustments		0
July 31, 1991 Balance		<u>263,663,341</u>

DISTRIBUTIONS TO UNIT HOLDERS\*  
(July 1 - 31, 1991)

Distribution from Current Income	\$0.00
Distribution from Income Reserve	0.00
Total Distribution	<u>\$0.00</u>

\* Units are added to the CTF quarterly on 3/1, 6/1, 9/1, and 12/1.  
Distribution is paid quarterly on 2/28, 5/31, 8/31 and 11/30.

COMMON TRUST FUND  
SCHEDULE OF SECURITIES PURCHASED  
(July 1 - 31, 1991)

SECURITY	PAR VALUE OR NO. SHARES (3)	TOTAL PRINCIPAL COST	YIELD AT COST
<u>LONG TERM SECURITIES:</u>			
<u>DEBT SECURITIES:</u>			
<u>U.S. GOVT. OBLIGATIONS (Gtd.)</u>			
U. S. Treasury Notes 8%, 5/15/01	\$1,000,000.00	\$977,812.50	8.33%
<u>CORPORATE BONDS</u>			
American General 9-5/8%, 7/15/00	75,000.00	75,937.50	9.42%
Dayton Power & Light 8-1/8% 1st Mtge., 8/1/01	1,000,000.00	937,650.00	9.08%
Indiana Michigan Power 8-3/8% 1st Mtge., 12/1/03	450,000.00	420,957.00	9.26%
Iowa Southern Utilities 9-1/8% 1st Mtge., 7/1/01	2,000,000.00	2,000,000.00	9.13%
Northern Indiana Public Service 8-1/8% 1st Mtge., Series U 7/15/03	1,000,000.00	927,500.00	9.13%
Occidental Petroleum 10-3/4% Sr. Notes, 5/1/98	75,000.00	77,437.50	9.70%
Ontario (Province of) Canada 8.6% Debs., 3/15/04	500,000.00	482,815.00	9.06%
Total Corporate Bonds	<u>\$5,100,000.00</u>	<u>4,922,297.00</u>	<u>9.14%</u>
TOTAL DEBT SECURITIES		<u>5,900,109.50</u>	<u>9.00%</u>
<u>CAPITAL CONTRIBUTIONS:</u>			
<u>PRIVATE PLACEMENTS</u>			
Woodlands Venture Fund, L.P.		600,000.00	N/A (2)
<u>EQUITY SECURITIES:</u>			
<u>CONVERTIBLE PREFERRED STOCKS</u>			
USF&G	11,500	606,337.50	4.21%
<u>COMMON STOCKS (1)</u>			
Adt Ltd Adr	12,100	105,266.20	0.00%
Advanced Telcom	17,600	334,400.00	0.00%
American Building Maintenance	10,000	309,350.00	3.04%
American International Group	500	41,960.00	0.59%
Amoco	1,000	52,206.40	4.21%
AMP	1,100	54,327.00	2.91%
Anadarko Petroleum	500	13,018.75	1.15%
Anheuser-Busch	1,600	77,512.00	2.31%
Baker Hughes	2,400	55,868.00	1.98%
Baltimore Gas & Electric	10,000	296,140.00	7.09%
Bear Stearns	5,000	70,091.50	4.28%
Becton Dickinson & Co	4,000	266,148.80	1.75%
Bell Atlantic	1,000	46,012.50	5.48%
Coastal	1,500	44,974.00	1.34%
Columbia Gas Systems	10,000	169,750.00	0.00%
Commonwealth Edison	1,500	55,212.50	8.15%
Cooper Industries	2,500	134,379.50	2.16%
CPI	6,600	201,722.40	1.83%

COMMON TRUST FUND  
SCHEDULE OF SECURITIES PURCHASED (Continued)  
(July 1 - 31, 1991)

SECURITY	NO. SHARES (3)	TOTAL PRINCIPAL COST	YIELD AT COST
<u>LONG TERM SECURITIES (Continued):</u>			
<u>COMMON STOCKS (Continued) (1)</u>			
Deere	400	\$20,528.00	3.90%
Electro Rent	5,000	78,125.00	0.00%
Exxon	700	41,421.90	4.53%
Fluor	800	36,506.00	0.70%
GTE	3,500	102,580.00	5.39%
Halliburton	500	18,222.50	2.74%
Hanson	3,300	55,368.50	6.80%
Heinz	1,400	52,185.50	2.57%
Intel	800	35,600.00	0.00%
Kerr-McGee	1,000	39,649.00	3.83%
Kroger Equity	5,000	46,030.77	14.12%
McDermott International	500	9,215.50	5.43%
Melville	1,500	73,055.00	2.91%
Murphy Oil	500	17,800.00	3.37%
New England Business Service	10,000	177,500.00	4.51%
Oryx Energy	500	14,956.25	4.01%
Penn Traffic	5,000	120,000.00	0.00%
Philip Morris	300	19,858.50	2.60%
Primark	15,000	162,150.00	0.00%
Provident Life & Accident	2,100	39,149.13	4.94%
PS Group	2,600	111,624.20	1.40%
Pulse Engineering	2,700	25,162.50	0.00%
Royal Dutch Petroleum	400	30,899.84	4.65%
Schlumberger	600	33,810.00	2.13%
Shell Transport & Trading	600	30,417.00	4.87%
Sun	1,000	29,225.00	6.16%
Texaco	1,200	72,146.49	5.32%
Topps	10,000	141,250.00	1.69%
United Telecommunications	3,000	81,945.00	3.66%
Unocal Exploration	1,000	10,600.00	3.77%
Upjohn	900	39,963.00	2.61%
Walgreen	400	13,128.00	1.40%
Warner-Lambert	1,500	103,730.00	2.55%
Waste Management	900	33,088.00	1.20%
Wiley (John) & Sons	2,500	90,937.50	3.02%
TOTAL COMMON STOCKS		4,336,167.63	2.75%
TOTAL SECURITIES PURCHASED		\$11,442,614.63	5.91%

- (1) Yield on Common Stocks is based on cost price and dividend rate as of 7/31/91.
- (2) Current Yield is not calculated on Private Placements due to the absence of scheduled interest and dividend payments.
- (3) Reflects shares actually purchased. Does not reflect shares received as a result of stock splits and dividends subsequent to date of purchase.

COMMON TRUST FUND  
EQUITIES -- OTHER CHANGES  
(July 1 - 31, 1991)

<u>STOCK SPLITS, DIVIDENDS AND DISTRIBUTIONS</u>	<u>SHS. RECEIVED</u>
Fidelity National Financial, 10% stock dividend	3,530
Rite Aid, 2-1 stock split	800
Superior Industries, 10% stock dividend	3,670
20th Century, 2-1 stock split	14,700



COMMON TRUST FUND  
SCHEDULE OF SECURITIES SOLD, CALLED OR MATURED  
(July 1 - 31, 1991)

SECURITY	PAR VALUE OR NO. SHARES	BOOK VALUE OF HOLDINGS	NET SALES PROCEEDS	GAIN OR (LOSS) OVER BOOK VALUE
<b>LONG TERM SECURITIES:</b>				
<b>DEBT SECURITIES:</b>				
<b>U.S. GOVT. OBLIGATIONS (Gtd.)</b>				
GNMA Pass Thrus and Project Loans, Various Pools	\$23,254.93	\$23,146.76	\$23,254.93	\$108.17
<b>U.S. GOVT. AGENCIES (Non-Gtd.)</b>				
Federal Home Loan Mortgages, Various Groups	\$435,873.42	432,883.05	435,873.42	2,990.37
<b>CORPORATE BONDS</b>				
Appletree Safeway 9% Purchase Lease, 5/1/96	\$4,303.76	4,303.76	4,303.76	0.00
<b>TOTAL DEBT SECURITIES</b>		<b>460,333.57</b>	<b>463,432.11</b>	<b>3,098.54</b>
<b>PRIVATE PLACEMENTS:</b>				
Goldston Oil-Gladewater Jeter		2,632.02	2,632.02	0.00
Goldston Oil-Gladewater Jeter/Royal		293.08	293.08	0.00
Hos Partners, LP		3,200.00	3,200.00	0.00
<b>TOTAL CAPITAL RETURNS</b>		<b>6,125.10</b>	<b>6,125.10</b>	<b>0.00</b>
<b>EQUITY SECURITIES:</b>				
<b>COMMON STOCKS</b>				
American Cyanamid	2,400	112,415.09	161,532.16	49,117.07
American Electric Power	4,300	128,763.50	122,794.99	(5,968.51)
Arkla	150	27,969.31	25,761.63	(2,207.68)
Baker (J)	8,100	79,326.89	91,125.00	11,798.11
Bell Atlantic	1,600	74,229.36	77,511.30	3,281.94
Bellsouth	700	37,281.63	34,337.35	(2,944.28)
British Petroleum	400	28,006.13	28,149.06	142.93
Capital Cities/ABC	1,000	225,925.00	437,003.43	211,078.43
Central Louisiana Electric	2,000	68,525.80	80,735.30	12,209.50
Chevron	1,200	87,395.00	83,829.20	(3,565.80)
Eastchester	70,000	886,827.50	1,085,000.00	198,172.50
Eldec	20,000	233,804.35	165,000.00	(68,804.35)
Georgia-Pacific	1,100	47,208.48	59,966.14	12,757.66
GTE	10,400	329,278.40	302,760.87	(26,517.53)
Houston Industries	1,500	50,537.25	56,285.61	5,748.36
International Business Machines	2,100	253,084.35	207,046.08	(46,038.27)
JB's Restaurant	49,200	325,950.00	316,725.00	(9,225.00)
Ladd Furniture	27,000	328,711.20	330,575.00	1,863.80
New England Business	14,100	220,830.39	273,862.50	53,032.11

COMMON TRUST FUND  
 SCHEDULE OF SECURITIES SOLD, CALLED OR MATURED (Continued)  
 (July 1 - 31, 1991)

SECURITY	NO. SHARES	BOOK VALUE OF HOLDINGS	NET SALES PROCEEDS	GAIN OR (LOSS) OVER BOOK VALUE
<u>COMMON STOCKS (Continued)</u>				
Nicor	2,000	\$82,575.00	\$83,601.20	\$1,026.20
Northeast Utilities	4,900	102,463.00	99,144.66	(3,318.34)
Nynex	1,000	79,903.87	72,802.57	(7,101.30)
Oryx Energy	500	16,482.94	16,723.44	240.50
Pacific Telesis	1,700	73,755.87	72,553.57	(1,202.30)
Pacificorp	6,500	140,804.00	141,727.75	923.75
Pennzoil	900	65,303.55	67,675.13	2,371.58
Public Service Enterprise Group	6,300	165,816.00	164,928.48	(887.52)
Questar	1,000	17,842.48	18,840.36	997.88
Rollins Truck Leasing	11,200	88,792.76	140,129.71	51,336.95
Sara Lee	3,500	98,008.46	143,250.21	45,241.75
Schering-Plough	4,300	200,598.88	216,562.26	15,963.38
Schlumberger	3,300	179,683.33	201,336.10	21,652.77
Smithkline Beecham	1,200	51,952.42	70,713.63	18,761.21
Southwestern Bell	3,200	173,267.04	174,501.16	1,234.12
Sun Co.	500	14,993.75	14,488.01	(505.74)
Superior Indus	5,400	61,806.06	152,733.89	90,927.83
Tela-Communications	33,822	131,614.34	160,654.50	29,040.16
Texaco	1,100	69,835.20	70,862.83	1,027.63
20th Century	6,700	154,240.89	279,725.00	125,484.11
United Telecommunications	1,000	30,435.25	30,124.99	(310.26)
Unocal	6,300	172,516.40	144,454.17	(28,062.23)
Wesco Financial	2,000	79,929.20	109,046.35	29,117.15
Xerox	5,900	304,745.39	326,381.59	21,636.20
Class Action Suit - Cray Research	0	0	218.65	218.65
<b>TOTAL COMMON STOCKS</b>		<b>6,103,435.71</b>	<b>6,913,180.83</b>	<b>809,745.12</b>
<u>SHORT TERM SECURITIES:</u>				
Short Term Investment Fund Goldman-Sachs (Net)		4,103,749.52	4,103,749.52	0.00
<b>TOTAL CASH SALES, CALLS, OR MATURITIES</b>		<b>\$10,673,643.90</b>	<b>\$11,486,487.56</b>	<b>\$812,843.66</b>

III. MEDICAL LIABILITY SELF-INSURANCE FUND

MEDICAL LIABILITY SELF-INSURANCE FUND  
SUMMARY OF SECURITIES TRANSACTIONS  
(June 1 - 30, 1991)

REPORT ON SECURITIES TRANSACTIONS. -- The following securities transactions have been made for the Medical Liability Self-Insurance Fund in June, 1991. The Executive Vice Chancellor for Asset Management recommends approval by the Board of Regents of these transactions.

<u>PURCHASES:</u>	<u>COST</u> <u>(BOOK VALUE)</u>	<u>YIELD</u> <u>AT COST</u>
<b>DEBT SECURITIES--</b>		
Govt. Obligations (Direct)	\$483,437.50	8.25%
Corporate Bonds	499,320.00	9.12%
<b>TOTAL DEBT SECURITIES</b>	<b>982,757.50</b>	<b>8.69%</b>
<b>EQUITY SECURITIES--</b>		
Common Stocks	430,571.70	3.15% (1)
<b>SHORT TERM INVESTMENTS--</b>		
Goldman Sachs (Net)	81,241.33	
<b>TOTAL ACQUISITIONS</b>	<b>\$1,494,570.53</b>	
<u>SALES:</u>	<u>PROCEEDS</u>	<u>GAIN</u> <u>OR (LOSS)</u>
<b>EQUITY SECURITIES--</b>		
Common Stocks	\$50,903.10	(\$1,713.10)

(1) Yield on Common Stocks based on cost price and dividend rate as of 6/30/91.

**MEDICAL LIABILITY SELF-INSURANCE FUND**  
**Comparison Summary of Assets**

Security	June 30, 1990				June 30, 1991			
	Book Value	Book Yield	Market Value	Market Yield	Book Value	Book Yield	Market Value	Market Yield
<b>LONG TERM SECURITIES:</b>								
<b>DEBT SECURITIES --</b>								
U. S. GOVT. OBLIGATIONS (DIRECT)	\$25,695,996.22	8.54%	\$25,870,385.00	8.45%	\$30,502,125.86	8.41%	\$31,219,252.00	7.78%
U. S. GOVT. AGENCIES (Non-Gtd)	1,499,281.56	8.46%	1,466,250.00	8.94%	0.00	0.00%	0.00	0.00%
CORPORATE BONDS	14,596,170.06	9.74%	14,526,094.70	9.85%	15,608,286.66	9.71%	15,732,172.90	9.66%
<b>TOTAL DEBT SECURITIES</b>	<b>41,791,447.84</b>	<b>8.96%</b>	<b>41,862,729.70</b>	<b>8.95%</b>	<b>46,110,412.52</b>	<b>8.85%</b>	<b>46,951,424.90</b>	<b>8.41%</b>
<b>EQUITY SECURITIES</b>								
Convertible Preferred Stocks	0.00	0.00%	0.00	0.00%	75,929.00	12.69%	91,300.00	10.55%
Common Stocks	33,632,256.96	4.22%	35,984,554.00	3.94%	23,949,364.49	3.53%	26,394,907.50	3.20%
<b>TOTAL EQUITY SECURITIES</b>	<b>33,632,256.96</b>	<b>4.22%</b>	<b>35,984,554.00</b>	<b>3.94%</b>	<b>24,025,293.49</b>	<b>3.56%</b>	<b>26,486,207.50</b>	<b>3.23%</b>
<b>TOTAL LONG TERM</b>	<b>75,423,704.80</b>	<b>6.84%</b>	<b>77,847,283.70</b>	<b>6.64%</b>	<b>70,135,706.01</b>	<b>7.04%</b>	<b>73,437,632.40</b>	<b>6.54%</b>
<b>CASH &amp; EQUIVALENT:</b>								
U. S. Govt. Obligations (Direct)	0.00	0.00%	0.00	0.00%	498,103.74	8.49%	505,625.00	6.16%
Goldman Sachs	8,374,916.89	8.04%	8,374,916.89	8.04%	29,770,535.02	5.96%	29,770,535.02	5.96%
Commercial Paper	8,000,000.00	8.26%	8,000,000.00	8.26%	0.00	0.00%	0.00	0.00%
U.S. Treasury Bills	497,520.76	9.12%	500,000.00	8.25%	0.00	0.00%	0.00	0.00%
<b>TOTAL SHORT TERM</b>	<b>16,872,437.65</b>	<b>8.18%</b>	<b>16,874,916.89</b>	<b>8.15%</b>	<b>30,268,638.76</b>	<b>6.00%</b>	<b>30,276,160.02</b>	<b>5.96%</b>
<b>TOTAL SECURITIES, CASH &amp; EQUIVALENT</b>	<b>\$92,296,142.45</b>	<b>7.09%</b>	<b>\$94,722,200.59</b>	<b>6.91%</b>	<b>\$100,404,344.77</b>	<b>6.73%</b>	<b>\$103,713,792.42</b>	<b>6.37%</b>

MEDICAL LIABILITY SELF-INSURANCE FUND  
SUMMARY OF INCOME FROM INVESTMENTS  
(June 1 - 30, 1991)

	CASH	ACCRUED	TOTAL
<b>FROM FIXED INCOME SECURITIES --</b>			
U. S. Govt. Oblig. - Direct	\$0.00	\$147,438.35	\$147,438.35
U. S. Govt. Agencies (Non-Guaranteed)	0.00	0.00	0.00
Corporate Bonds	41,098.54	70,362.16	111,460.70
<b>Total from Fixed Income Securities</b>	<b>41,098.54</b>	<b>217,800.51</b>	<b>258,899.05</b>
<b>FROM EQUITY SECURITIES --</b>			
Convertible Preferred Stocks	0.00	0.00	0.00
Common Stocks	106,243.71	0.00	106,243.71
<b>Total from Equity Income Securities</b>	<b>106,243.71</b>	<b>0.00</b>	<b>106,243.71</b>
<b>FROM SHORT TERM INVESTMENTS --</b>			
U. S. Govt. Oblig. - Direct	0.00	0.00	0.00
Commercial Paper	0.00	0.00	0.00
Goldman-Sachs	145,849.52	(672.46)	145,177.06
Fail Float	0.00	0.00	0.00
Securities Lending	6,239.66	0.00	6,239.66
<b>Total From Short Term Investments</b>	<b>152,089.18</b>	<b>(672.46)</b>	<b>151,416.72</b>
<b>TOTAL INCOME FROM INVESTMENTS</b>	<b>299,431.43</b>	<b>217,128.05</b>	<b>516,559.48</b>
<b>Additions or (Deductions):</b>			
Purchased Accrued Interest	0.00	0.00	0.00
Amortization (Discount in Excess of Premium)	3,885.95	0.00	3,885.95
<b>NET INCOME FROM INVESTMENTS</b>	<b><u>\$303,317.38</u></b>	<b><u>\$217,128.05</u></b>	<b><u>\$520,445.43</u></b>

INTEREST ACCRUED

	As of 6/30/91	As of 5/31/91	NET
U. S. Govt. Oblig. - Direct	\$707,698.62	\$560,260.27	\$147,438.35
U. S. Govt. Agencies (Non-Gtd.)	0.00	0.00	0.00
Corporate Bonds	359,133.09	288,770.93	70,362.16
U. S. Govt. Oblig. - Direct	0.00	0.00	0.00
Commercial Paper	0.00	0.00	0.00
Goldman-Sachs	145,177.06	145,849.52	(672.46)
	<b><u>\$1,212,008.77</u></b>	<b><u>\$994,880.72</u></b>	<b><u>\$217,128.05</u></b>

MEDICAL LIABILITY SELF-INSURANCE FUND  
STATEMENT OF CASH RECEIPTS AND DISBURSEMENTS  
(June 1 - 30, 1991)

CASH RECEIPTS

RECEIPTS INCREASING THE FUND:		
Net Additions (Withdrawals) to the Fund	\$1,144,236.00	
Income	303,317.38	
Total		\$1,447,553.38
RECEIPTS FROM SALES OF SECURITIES:		
Common Stocks	50,903.10	
Total		50,903.10
RECEIPTS FROM MATURING SECURITIES AND AMORTIZATION:		
Amortization (Discount in Excess of Premium)		(3,885.95)
Total Cash Receipts		<u>1,494,570.53</u>
CASH ON HAND:		
May 31, 1991	0.00	
June 30, 1991	0.00	
Decrease in Cash Balance (Add)		<u>0.00</u>
Total Cash Accounted for		<u><u>\$1,494,570.53</u></u>

CASH DISBURSEMENTS

ASSETS PURCHASED:		
U. S. Gov. Obligations (Direct) (\$500,000.00 par value)		\$483,437.50
Corporate Bonds (\$500,000.00 par value)		499,320.00
Common Stocks (9,000 shares)		430,571.70
Short Term Investment Fund- Goldman Sachs (Net)		81,241.33
Total Cash Disbursements		<u><u>\$1,494,570.53</u></u>

SUMMARY

Book Value of Medical Liability Self-Insurance Fund Investments

May 31, 1991 Balance		\$98,958,504.49
Additions June, 1991:		
Net Additions to the Fund	\$1,144,236.00	
Realized Net Gain or (Loss) on Security Transactions	(1,713.10)	
Income	303,317.38	
		<u>1,445,840.28</u>
June 30, 1991 Balance		<u><u>\$100,404,344.77</u></u>

MEDICAL LIABILITY SELF-INSURANCE FUND  
 SCHEDULE OF SECURITIES PURCHASED  
 (June 1 - 30, 1991)

<u>SECURITY</u>	PAR VALUE NO. SHARES (2)	TOTAL PRINCIPAL COST	YIELD AT COST
<u>LONG TERM SECURITIES:</u>			
<u>DEBT SECURITIES:</u>			
U. S. Govt. Obligations (Direct)			
U. S. Treasury Notes, 7-3/4%, 2/15/01	\$500,000.00	\$483,437.50	8.25%
<u>CORPORATE BONDS:</u>			
Gte 9.1% Dabs, 6/1/03	\$500,000.00	499,320.00	9.12%
TOTAL DEBT SECURITIES		982,757.50	8.69%
<u>EQUITY SECURITIES:</u>			
<u>COMMON STOCKS(1)</u>			
American Home Products	100	5,882.00	3.91%
American International Group	700	60,136.50	0.58%
Amoco	300	15,246.00	4.33%
Archer-Daniels-Midland	1,200	26,684.00	0.45%
Atlantic Richfield	500	58,590.70	4.69%
Baker Hughes	300	7,858.50	1.76%
Becton Dickinson	100	7,269.50	1.60%
Chevron	200	13,914.00	4.74%
Fluor	600	28,042.00	0.69%
Grand Metropolitan ADR	900	23,088.00	3.23%
Hanson PLC ADR	1,000	18,007.50	6.33%
Mobil	200	12,801.50	5.00%
Nestle SA (REG) ADR+	200	11,175.00	1.56%
Royal Dutch Petroleum	400	31,165.50	4.61%
Shell Transport & Trading PLC	900	45,625.50	4.87%
Texaco	500	31,272.50	5.11%
Waste Management	900	33,813.00	1.17%
TOTAL EQUITY SECURITIES		430,571.70	3.15%
<u>SHORT TERM SECURITIES:</u>			
Short Term Investment Fund- Goldman Sachs (Net)		81,241.33	
TOTAL SECURITIES PURCHASED		\$1,494,570.53	

(1) Yield on Common Stocks based on cost price and dividend rate as of 6/30/91.

(2) Reflects shares actually purchased. Does not reflect shares received as a result of stock splits and dividends subsequent to date of purchase.



MEDICAL LIABILITY SELF-INSURANCE FUND  
 SCHEDULE OF SECURITIES SOLD, CALLED OR MATURED  
 (June 1 - 30, 1991)

<u>SECURITY</u>	<u>PAR VALUE OR NO. OF SHARES</u>	<u>BOOK VALUE OF HOLDINGS</u>	<u>NET SALES PROCEEDS</u>	<u>GAIN OR (LOSS)OVER BOOK VALUE</u>
<u>LONG TERM SECURITIES:</u>				
<u>EQUITY SECURITIES:</u>				
<u>COMMON STOCKS</u>				
General Motors	1,200	\$52,616.20	\$50,903.10	(\$1,713.10)
TOTAL CASH SALES, CALLS, OR MATURITIES		<u>\$52,616.20</u>	<u>\$50,903.10</u>	<u>(\$1,713.10)</u>

MEDICAL LIABILITY SELF-INSURANCE FUND  
EQUITIES -- OTHER CHANGES  
(June 1 - 30, 1991)

<u>STOCK SPLITS, DIVIDENDS AND DISTRIBUTIONS</u>	<u>SHS. RECEIVED</u>
Microsoft, 3-2 Stock Split	400

MEDICAL LIABILITY SELF-INSURANCE FUND  
SUMMARY OF SECURITIES TRANSACTIONS  
(July 1 - 31, 1991)

REPORT ON SECURITIES TRANSACTIONS. -- The following securities transactions have been made for the Medical Liability Self-Insurance Fund in July, 1991. The Executive Vice Chancellor for Asset Management recommends approval by the Board of Regents of these transactions.

<u>PURCHASES:</u>	<u>COST</u> <u>(BOOK VALUE)</u>	<u>YIELD</u> <u>AT COST</u>
DEBT SECURITIES--		
Govt. Obligations (Direct)	\$977,812.50	8.33%
EQUITY SECURITIES--		
Common Stocks	695,758.65	2.57% (1)
SHORT TERM INVESTMENTS--		
Goldman Sachs (Net)	791,699.10	
<b>TOTAL ACQUISITIONS</b>	<u>\$2,465,270.25</u>	
<u>SALES:</u>	<u>PROCEEDS</u>	<u>GAIN</u> <u>OR (LOSS)</u>
EQUITY SECURITIES--		
Common Stocks	<u>\$1,153,619.38</u>	<u>\$3,103.06</u>

(1) Yield on Common Stocks based on cost price and dividend rate as of 7/31/91.

**MEDICAL LIABILITY SELF-INSURANCE FUND**  
**Comparison Summary of Assets**

Security	July 31, 1990				July 31, 1991			
	Book Value	Book Yield	Market Value	Market Yield	Book Value	Book Yield	Market Value	Market Yield
<b>LONG TERM SECURITIES:</b>								
<b>DEBT SECURITIES --</b>								
U. S. GOVT. OBLIGATIONS (DIRECT)	\$25,700,715.09	8.54%	\$26,097,330.00	8.45%	\$31,485,572.79	8.41%	\$32,380,440.00	7.63%
U. S. GOVT. AGENCIES (Non-Gtd)	1,499,318.67	8.46%	1,479,375.00	8.95%	0.00	0.00%	0.00	0.00%
CORPORATE BONDS	14,596,441.75	9.74%	14,611,164.00	9.86%	15,608,584.17	9.71%	15,818,336.20	9.56%
<b>TOTAL DEBT SECURITIES</b>	<b>41,796,475.51</b>	<b>8.96%</b>	<b>42,187,869.00</b>	<b>8.96%</b>	<b>47,094,156.96</b>	<b>8.84%</b>	<b>48,198,776.20</b>	<b>8.26%</b>
<b>EQUITY SECURITIES</b>								
Convertible Preferred Stocks	0.00	0.00%	0.00	0.00%	75,929.00	12.69%	93,500.00	10.31%
Common Stocks	24,355,132.70	3.97%	25,187,993.75	3.84%	23,491,503.76	3.41%	27,074,997.13	2.96%
<b>TOTAL EQUITY SECURITIES</b>	<b>24,355,132.70</b>	<b>3.97%</b>	<b>25,187,993.75</b>	<b>3.84%</b>	<b>23,567,432.76</b>	<b>3.44%</b>	<b>27,168,497.13</b>	<b>2.99%</b>
<b>TOTAL LONG TERM</b>	<b>66,151,608.21</b>	<b>7.12%</b>	<b>67,375,862.75</b>	<b>7.04%</b>	<b>70,661,589.72</b>	<b>7.04%</b>	<b>75,367,273.33</b>	<b>6.36%</b>
<b>CASH &amp; EQUIVALENT:</b>								
U. S. Govt. Obligations (Direct)	0.00	0.00%	0.00	0.00%	498,933.25	8.49%	505,310.00	5.95%
Goldman Sachs	19,854,888.28	8.02%	19,854,888.28	8.02%	30,562,234.12	5.82%	30,562,234.12	5.82%
Commercial Paper	8,000,000.00	7.98%	8,000,000.00	7.98%	0.00	0.00%	0.00	0.00%
U.S. Treasury Bills	497,520.76	9.12%	500,310.00	8.25%	0.00	0.00%	0.00	0.00%
<b>TOTAL SHORT TERM</b>	<b>28,352,409.04</b>	<b>8.03%</b>	<b>28,355,198.28</b>	<b>8.01%</b>	<b>31,061,167.37</b>	<b>5.86%</b>	<b>31,067,544.12</b>	<b>5.82%</b>
<b>TOTAL SECURITIES, CASH &amp; EQUIVALENT</b>	<b>\$94,504,017.25</b>	<b>7.39%</b>	<b>\$95,731,061.03</b>	<b>7.33%</b>	<b>\$101,722,757.09</b>	<b>6.68%</b>	<b>\$106,434,817.45</b>	<b>6.20%</b>

09 I 9 T

MEDICAL LIABILITY SELF-INSURANCE FUND  
SUMMARY OF INCOME FROM INVESTMENTS  
(July 1 - 31, 1991)

	CASH	ACCRUED	TOTAL
<b>FROM FIXED INCOME SECURITIES --</b>			
U. S. Govt. Oblig. - Direct	\$264,605.98	\$33,828.77	\$298,434.75
U. S. Govt. Agencies (Non-Guaranteed)	0.00	0.00	0.00
Corporate Bonds	60,697.91	64,394.81	125,092.72
<b>Total from Fixed Income Securities</b>	<b>325,303.89</b>	<b>98,223.58</b>	<b>423,527.47</b>
<b>FROM EQUITY SECURITIES --</b>			
Convertible Preferred Stocks	2,406.25	0.00	2,406.25
Common Stocks	43,622.52	0.00	43,622.52
<b>Total from Equity Income Securities</b>	<b>46,028.77</b>	<b>0.00</b>	<b>46,028.77</b>
<b>FROM SHORT TERM INVESTMENTS --</b>			
U. S. Govt. Oblig. - Direct	0.00	0.00	0.00
Commercial Paper	0.00	0.00	0.00
Goldman-Sachs	145,260.97	6,934.41	152,195.38
Fail Float	0.00	0.00	0.00
Securities Lending	4,574.18	0.00	4,574.18
<b>Total From Short Term Investments</b>	<b>149,835.15</b>	<b>6,934.41</b>	<b>156,769.56</b>
<b>TOTAL INCOME FROM INVESTMENTS</b>	<b>521,167.81</b>	<b>105,157.99</b>	<b>626,325.80</b>
<b>Additions or (Deductions):</b>			
Purchased Accrued Interest	0.00	0.00	0.00
Amortization (Discount in Excess of Premium)	6,761.45	0.00	6,761.45
<b>NET INCOME FROM INVESTMENTS</b>	<b><u>\$527,929.26</u></b>	<b><u>\$105,157.99</u></b>	<b><u>\$633,087.25</u></b>

**INTEREST ACCRUED**

	As of 7/31/91	As of 6/30/91	NET
U. S. Govt. Oblig. - Direct	\$741,527.39	\$707,698.62	\$33,828.77
U. S. Govt. Agencies (Non-Gtd.)	0.00	0.00	0.00
Corporate Bonds	423,527.90	359,133.09	64,394.81
U. S. Govt. Oblig. - Direct	0.00	0.00	0.00
Commercial Paper	0.00	0.00	0.00
Goldman-Sachs	152,111.47	145,177.06	6,934.41
	<b><u>\$1,317,166.76</u></b>	<b><u>\$1,212,008.77</u></b>	<b><u>\$105,157.99</u></b>

MEDICAL LIABILITY SELF-INSURANCE FUND  
SCHEDULE OF SECURITIES PURCHASED  
(July 1 - 31, 1991)

SECURITY	PAR VALUE NO. SHARES (2)	TOTAL PRINCIPAL COST	YIELD AT COST
<u>LONG TERM SECURITIES:</u>			
<u>DEBT SECURITIES:</u>			
U. S. Govt. Obligations (Direct)			
U. S. Treasury Notes, 8%, 5/15/01	\$1,000,000.00	\$977,812.50	8.33%
<u>EQUITY SECURITIES:</u>			
<u>COMMON STOCKS(1)</u>			
American International Group	300	25,221.00	0.59%
Amoco	600	31,337.80	4.21%
AMP	600	29,617.00	2.91%
Anheuser-Busch	800	38,756.00	2.31%
Baker Hughes	1,200	27,934.00	1.98%
Becton Dickinson	1,900	126,349.50	1.75%
Cooper Industries	1,400	75,126.00	2.16%
Deere	200	10,264.00	3.90%
Exxon	200	11,825.80	4.53%
Fluor	400	18,253.00	0.70%
Halliburton	200	7,289.00	2.74%
Hanson PLC ADR	1,500	25,167.50	6.80%
Heinz (H. J.)	600	22,367.00	2.57%
Intel	400	17,800.00	0.00%
Melville	700	34,074.00	2.92%
Philip Morris	100	6,619.50	2.60%
PS Group	700	29,860.30	1.41%
Royal Dutch Petroleum	200	15,449.92	4.65%
Shell Transport & Trading	300	15,208.50	4.87%
Texaco	400	24,048.83	5.32%
Upjohn	600	26,642.00	2.61%
Walgreen	200	6,564.00	1.40%
Warner-Lambert	800	55,281.00	2.55%
Waste Management	400	14,703.00	1.20%
<b>TOTAL EQUITY SECURITIES</b>		<u>695,758.65</u>	<u>2.57%</u>
<u>SHORT TERM SECURITIES:</u>			
Short Term Investment Fund-			
Goldman Sachs (Net)		791,699.10	
<b>TOTAL SECURITIES PURCHASED</b>		<u>\$2,465,270.25</u>	

- (1) Yield on Common Stocks based on cost price and dividend rate as of 7/31/91.  
(2) Reflects shares actually purchased. Does not reflect shares received as a result of stock splits and dividends subsequent to date of purchase.

MEDICAL LIABILITY SELF-INSURANCE FUND  
 SCHEDULE OF SECURITIES SOLD, CALLED OR MATURED  
 (July 1 - 31, 1991)

<u>SECURITY</u>	<u>NO. OF SHARES</u>	<u>BOOK VALUE OF HOLDINGS</u>	<u>NET SALES PROCEEDS</u>	<u>GAIN OR (LOSS) OVER BOOK VALUE</u>
<u>LONG TERM SECURITIES:</u>				
<u>EQUITY SECURITIES:</u>				
<u>COMMON STOCKS</u>				
American Electric Power	2,100	\$62,884.50	\$59,969.49	(\$2,915.01)
Bell Atlantic	500	23,719.09	24,261.19	542.10
Bellsouth	200	10,661.30	9,810.67	(850.63)
Georgia-Pacific	800	36,041.56	43,611.74	7,570.18
GTE	5,000	158,300.20	145,617.12	(12,683.08)
International Business Machines	1,100	116,831.73	108,244.38	(8,587.35)
Northeast Utilities	2,100	43,910.34	42,490.06	(1,420.28)
NYNEX	500	39,949.73	36,401.28	(3,548.45)
Pacific Telesis Group	800	34,710.95	34,142.86	(568.09)
Pacificorp	3,200	69,320.00	69,773.66	453.66
Public Service Enterprises Group	3,100	78,838.74	81,155.28	2,316.54
Sara Lee	1,600	44,840.55	65,485.81	20,645.26
Schering-Plough	2,100	98,343.32	105,761.46	7,418.14
Smithkline Beecham	600	25,981.28	35,356.81	9,375.53
Southwestern Bell	1,200	65,913.88	65,463.80	(450.08)
Unocal	3,000	82,225.74	68,787.70	(13,438.04)
Xerox	2,900	161,146.47	160,389.13	(757.34)
TOTAL CASH SALES, CALLS, OR MATURITIES		<u>\$1,153,619.38</u>	<u>\$1,156,722.44</u>	<u>\$3,103.06</u>

IV. OTHER TRUST AND SPECIAL FUNDS



## OTHER TRUST AND SPECIAL FUNDS

REPORT ON SECURITIES TRANSACTIONS.--The following securities transactions have been made for the Trust and Special Funds not in the Common Trust Fund or Medical Liability Self-Insurance Fund in June, 1991. The Executive Vice Chancellor for Asset Management recommends approval by the Board of Regents of these transactions.

INVESTMENTS ACQUIRED  
(June, 1991)

DESCRIPTION AND FUND (DETAILED SCHEDULES FOLLOW)	TOTAL PRINCIPAL COST	YIELD AT COST
<u>PURCHASES</u>		
<u>CORPORATE BONDS:</u>		
Paul D. and Betty Robertson Meek and American Petrofina Foundation Centennial Professorship in Chemical Engineering	\$10,000.00	9.00%
W.A. Moncrief Centennial Chair in Petroleum Engineering	20,000.00	9.00%
Michener 1990 Charitable Trust	149,864.00	9.08%
UTSCC - H - Barnta Unitrust	20,000.00	9.00%
Ima Hogg Foundation	286,839.00	9.25%
	\$486,703.00	9.17%
 <u>COMMON STOCKS:</u>		
Ima Hogg Foundation	\$357,020.40	2.65%
 <u>NET PURCHASE OF SHORT TERM SECURITIES</u>		
	<u>BOOK VALUE</u>	
Designated Funds	\$340,328.50	
Estates and Held in Trust for Others	83,711.03	
Retirement of Indebtedness Funds	12,378,422.55	
Agency Funds	738,371.98	
 TOTAL - Net Purchase of Short Term Securities	 \$13,540,834.06	

OTHER TRUST AND SPECIAL FUNDS  
INVESTMENTS DISPOSED OF  
(June, 1991)

DESCRIPTION AND FUND (DETAILED SCHEDULES FOLLOW)	BOOK VALUE	TOTAL NET PROCEEDS	GAIN OR (LOSS)
<b>SALES</b>			
<b>COMMON STOCKS:</b>			
Ima Hogg Foundation	\$209,529.95	\$268,645.42	\$59,115.47
Securities Received by Gift or Bequest	.	314,470.85	
TOTAL - All Common Stocks		\$583,116.27	
		<b>TOTAL NET PROCEEDS</b>	
<b>NET REDUCTION OF SHORT TERM SECURITIES</b>		<b>(BOOK VALUE)</b>	
Annuity and Life Income Funds		\$1,694,177.30	
Current Restricted Funds		984,275.87	
Endowment Funds		14,884,234.90	
TOTAL - Net Maturities of Short Term Securities		\$17,562,688.07	

OTHER TRUST AND SPECIAL FUNDS  
SCHEDULE OF SECURITIES PURCHASED  
(June, 1991)

ISSUE AND FUND	PAR VALUE OR NO. SHARES	TOTAL PRINCIPAL COST	YIELD AT COST
<u>BOND PURCHASES</u>			
PAUL D. AND BETTY ROBERTSON MEEK AND AMERICAN PETROFINA FOUNDATION CENTENNIAL PROFESSORSHIP IN CHEMICAL ENGINEERING:			
Phillips Petroleum 9% Notes, 6/1/01	\$10,000.00	\$10,000.00	9.00%
W.A. MONCRIEF CENTENNIAL CHAIR IN PETROLEUM ENGINEERING:			
Phillips Petroleum 9% Notes, 6/1/01	\$20,000.00	\$20,000.00	9.00%
MICHENER 1990 CHARITABLE TRUST:			
GTE 9.1% Debs., 6/1/03	\$100,000.00	\$99,864.00	9.12%
Phillips Petroleum 9% Notes, 6/1/01	50,000.00	50,000.00	9.00%
	<u>\$150,000.00</u>	<u>\$149,864.00</u>	<u>9.08%</u>
U.T. SYSTEM CANCER CENTER - HOUSTON - BARNIS UNITRUST:			
Phillips Petroleum 9% Notes, 6/1/01	\$20,000.00	\$20,000.00	9.00%
IMA HOGG FOUNDATION:			
GTE 9.1% Debs., 6/1/03	\$100,000.00	\$99,200.00	9.21%
Public Service of Colorado 7-1/2% 1st Mtge., 8/1/02	100,000.00	87,999.00	9.25%
Texas Instruments 9-1/4% Notes, 6/15/03	100,000.00	99,640.00	9.30%
	<u>\$300,000.00</u>	<u>\$286,839.00</u>	<u>9.25%</u>
<u>STOCK PURCHASES</u>			
IMA HOGG FOUNDATION:			
Compaq Computer	3,400	\$127,452.40	0.00%
HBO	13,200	99,375.00	3.99%
Phillips Petroleum	4,900	130,193.00	4.22%
		<u>\$357,020.40</u>	<u>2.65%</u>

OTHER TRUST AND SPECIAL FUNDS  
 SCHEDULE OF SECURITIES SOLD, CALLED OR MATURED  
 (June, 1991)

<u>ISSUE AND FUND</u>	<u>NO. SHARES</u>	<u>BOOK VALUE</u>	<u>NET SALES PROCEEDS</u>	<u>GAIN OR (LOSS) OVER BOOK VALUE</u>
<u>COMMON STOCKS</u>				
<u>IMA HOGG FOUNDATION:</u>				
Fleetwood Enterprises	8,000	<u>\$209,529.95</u>	<u>\$268,645.42</u>	<u>\$59,115.47</u>
<u>STOCKS RECEIVED BY GIFT OR BEQUEST:</u>				
<u>AUSTIN GIVING PROGRAM:</u>				
Elxsi	1,167		<u>\$243.61</u>	
<u>ENGINEERING FOUNDATION - VARIOUS DONORS:</u>				
Gulfmark International	750		<u>\$13,968.75</u>	
<u>MAVIS P. KELSEY, SR. AND MARY WILSON CHARITABLE REMAINDER TRUST:</u>				
Stewart & Stevenson Services	7,700		<u>\$300,258.49</u>	

## OTHER TRUST AND SPECIAL FUNDS

REPORT ON SECURITIES TRANSACTIONS.--The following securities transactions have been made for the Trust and Special Funds not in the Common Trust Fund or Medical Liability Self-Insurance Fund in July, 1991. The Executive Vice Chancellor for Asset Management recommends approval by the Board of Regents of these transactions.

INVESTMENTS ACQUIRED  
(July, 1991)

<u>DESCRIPTION AND FUND</u> (DETAILED SCHEDULES FOLLOW)	<u>TOTAL PRINCIPAL COST</u>	<u>YIELD AT COST</u>
<b>PURCHASES</b>		
<b>CORPORATE BONDS:</b>		
Pooled Income Fund	\$46,773.00	9.26%
Ima Hogg Foundation	99,670.00	9.30%
	<u>\$146,443.00</u>	<u>9.29%</u>
 <b>COMMON STOCKS:</b>		
UTMB - G - Cecil H. and Ida M. Green Chair Marine Biomedical Institute	\$11,340.63	0.00%
Ima Hogg Foundation	229,674.00	3.24%
TOTAL - Common Stock	<u>\$241,014.63</u>	<u>3.09%</u>
 <b>NET PURCHASE OF SHORT TERM SECURITIES</b>		
	<u>BOOK VALUE</u>	
Designated Funds	\$289,361.72	
Current Restricted Funds	247,803.46	
Endowment Funds	3,434,426.31	
Annuity and Life Income Funds	359,686.13	
Estates and Held in Trust for Others	381,620.48	
Agency Funds	707,383.24	
TOTAL - Net Purchase of Short Term Securities	<u>\$5,420,281.34</u>	

OTHER TRUST AND SPECIAL FUNDS  
INVESTMENTS DISPOSED OF  
(July, 1991)

<u>DESCRIPTION AND FUND</u> (DETAILED SCHEDULES FOLLOW)	<u>BOOK VALUE</u>	<u>TOTAL NET PROCEEDS</u>	<u>GAIN OR (LOSS)</u>
<u>MATURITIES AND PREPAYMENTS</u>			
<u>MUNICIPALS BONDS:</u>			
Victor L. Hand Unitrust	\$5,000.00	\$5,000.00	\$0.00
<u>SALES</u>			
<u>CORPORATE BONDS:</u>			
UTMB - G - The Libbie Moody Thompson Trust	\$147,690.50	\$148,310.00	\$619.50
UTMB - G - The Libbie Moody Thompson Memorial Trust	151,241.40	159,327.60	8,086.20
UTMB - G - Clark W. Thompson Trust	222,405.03	223,811.25	1,406.22
 TOTAL - Corporate Bonds	 <u>\$521,336.93</u>	 <u>\$531,448.85</u>	 <u>\$10,111.92</u>
<u>COMMON STOCKS:</u>			
Ima Hogg Foundation	\$198,256.45	\$287,308.38	\$89,051.93
Securities Received by Gift or Bequest		292,784.06	
 TOTAL - All Common Stocks		 <u>\$580,092.44</u>	
<u>NET REDUCTION OF</u>		<u>TOTAL NET</u>	
<u>SHORT TERM SECURITIES</u>		<u>PROCEEDS</u>	
		<u>(BOOK VALUE)</u>	
PUF Bond Proceeds		\$3,687,892.34	
Retirement of Indebtedness Funds		5,831,607.48	
 TOTAL - Net Maturities of Short Term Securities		 <u>\$9,519,499.82</u>	

OTHER TRUST AND SPECIAL FUNDS  
 SCHEDULE OF SECURITIES PURCHASED  
 (July, 1991)

<u>ISSUE AND FUND</u>	<u>PAR VALUE OR NO. SHARES</u>	<u>TOTAL PRINCIPAL COST</u>	<u>YIELD AT COST</u>
<u>PURCHASES</u>			
<u>FIXED INCOME FUND:</u>			
Indiana Michigan Power 3/8% 1st Mtge., 12/1/03	\$50,000.00	\$46,773.00	9.26%
<u>HOGG FOUNDATION:</u>			
California Oil of California 1/4% Notes, 2/1/03	\$100,000.00	\$99,670.00	9.30%
<u>STOCK PURCHASES</u>			
<u>T. MEDICAL BRANCH - GALVESTON - JEGIL H. AND IDA M. GREEN CHAIR IN MARINE BIOMEDICAL INSTITUTE:</u>			
Common Fund Account	2.63	\$11,340.63	0.00%
<u>1A HOGG FOUNDATION:</u>			
Lamond Shamrock	6,000.00	\$130,170.00	2.40%
Stobbeys Holdings - Class A	7,200.00	99,504.00	4.34%
		<u>\$229,674.00</u>	<u>3.24%</u>

OTHER TRUST AND SPECIAL FUNDS  
SCHEDULE OF SECURITIES SOLD, CALLED OR MATURED  
(July, 1991)

TRUST AND FUND	PAR VALUE NO. OF SHARES	BOOK VALUE OF HOLDINGS	NET SALES PROCEEDS	GAIN OR (LOSS) OVER BOOK VALUE
<u>TRUSTS AND PREPAYMENTS</u>				
<u>CALIFORNIA BONDS</u>				
<u>L. HAND UNITRUST:</u>				
California Public Wealth P R 5.4% Public Investment, 7/1/91	\$5,000.00	\$5,000.00	\$5,000.00	\$0.00
<u>SALES</u>				
<u>CALIFORNIA BONDS</u>				
<u>MEDICAL BRANCH - GALVESTON - BIBBIE MOODY THOMPSON TRUST:</u>				
American General 9-5/8% Notes, 7/15/00	\$25,000.00	\$24,366.00	\$25,250.00	\$884.00
Eastman Kodak 10% Notes, 6/15/01	50,000.00	49,297.50	51,305.00	2,007.50
Georgia Power & Light 7-5/8% 1st Mtge., 4/1/99	50,000.00	48,917.50	46,005.00	(2,912.50)
Occidental Petroleum 10-3/4% Sr. Notes, 5/1/98	25,000.00	25,109.50	25,750.00	640.50
	<u>\$150,000.00</u>	<u>\$147,690.50</u>	<u>\$148,310.00</u>	<u>\$619.50</u>
<u>M. MEDICAL BRANCH - GALVESTON - IBBIE MOODY THOMPSON MEMORIAL TRUST:</u>				
American General 9-5/8% Notes, 7/15/00	\$25,000.00	\$24,366.00	\$25,250.00	\$884.00
American Tel & Tel 4-3/4% Debs, 5/1/98	5,000.00	3,653.60	3,737.50	83.90
Crysler Finance 9% Notes, 10/15/94	30,000.00	28,996.20	25,457.10	(3,539.10)
Eastman Kodak 10% Notes, 6/15/01	50,000.00	49,297.50	51,305.00	2,007.50
Georgia Public Service 4-3/8% 1st Mtge., 9/1/93	30,000.00	19,818.60	27,828.00	8,009.40
Occidental Petroleum 10-3/4% Sr. Notes, 5/1/98	25,000.00	25,109.50	25,750.00	640.50
	<u>\$165,000.00</u>	<u>\$151,241.40</u>	<u>\$159,327.60</u>	<u>\$8,086.20</u>
<u>N. T. MEDICAL BRANCH - GALVESTON - CLARK W. THOMPSON TRUST:</u>				
American General 9-5/8% Notes, 7/15/00	\$25,000.00	\$24,366.00	\$25,250.00	\$884.00
Central Capital 9-7/8% Notes, 10/01/98	29,000.00	28,516.28	28,130.00	(386.28)
Eastman Kodak 10% Notes, 6/15/01	75,000.00	73,946.25	76,957.50	3,011.25
Georgia Power 6-5/8% 1st Mtge., 9/1/98	25,000.00	21,549.50	21,718.75	169.25
Kansas Power & Light 7-5/8% 1st Mtge., 4/1/99	50,000.00	48,917.50	46,005.00	(2,912.50)
Occidental Petroleum 10-3/4% Sr. Notes, 5/1/98	25,000.00	25,109.50	25,750.00	640.50
	<u>\$229,000.00</u>	<u>\$222,405.03</u>	<u>\$223,811.25</u>	<u>\$1,406.22</u>



OTHER TRUST AND SPECIAL FUNDS  
 SCHEDULE OF SECURITIES SOLD, CALLED OR MATURED (Continued)  
 (July, 1991)

E AND FUND	NO. OF SHARES	BOOK VALUE OF HOLDINGS	NET SALES PROCEEDS	GAIN OR (LOSS) OVER BOOK VALUE
<u>STOCKS</u>				
<u>GG FOUNDATION:</u>				
all Industries	2,700	\$50,841.00	\$64,608.84	\$13,767.84
	2,100	30,662.50	59,325.00	8,662.50
e-Inland	3,500	96,752.95	163,374.54	66,621.59
		<u>\$198,256.45</u>	<u>\$287,308.38</u>	<u>\$89,051.93</u>
<u>AS RECEIVED BY GIFT</u>				
<u>R BEQUEST:</u>				
. SYSTEM CANCER CENTER - HOUSTON - E BENEFIT OF THE GYNECOLOGY MPUTER FUND:				
<hr/>				
quita Brands international	1,000		\$43,441.69	
. SOUTHWESTERN MEDICAL CENTER - DALLAS - GINIA AND EDWARD LINTHICUM DISTINGUISHED CHAIR IN IOMOLECULAR				
<hr/>				
by Exploration	21,400		\$249,342.37	

V. TRUST FUND REAL ESTATE TRANSACTIONS

## LAND AND INVESTMENT REPORT

For Month Ended August 31, 1991

## TRUST FUND REAL ESTATE TRANSACTIONS

ing documents have been executed pursuant to the U. T. System Trust State Policy Statement which was approved at the April 14, 1988, the Board of Regents. The Executive Vice Chancellor for Asset requests the approval of each transaction.

SALE

U. T. Austin

Name: Roger Q. Mills Scholarship Fund  
106005

ance Date: October 13, 1955

nds: Proceeds used to establish a scholarship fund for Texas residents

cription: 100% interest in 298 acres out of the J. Peoples Sy, ABST 9, Navarro Co, TX

The Board of Regents of the University of Texas System and Annie Lee Robbins

The City of Corsicana  
200 North 12th Street  
Corsicana, Texas 75110

Gross Sales Price:	\$178,800.00 (\$600/acre)
Net Sale Proceeds:	\$165,675.12
Closing Costs:	\$ 13,124.88
(Includes Commission)	\$ 10,728.00

Pro rata Share:

Annie Lee Robbins:	.32262 of Net Sale Proceeds being \$53,450.10
U.T. Austin:	.67738 of Net Sale Proceeds being \$112,225.02

## Sound Information:

ine Mills Wood devised this property to Miss Annie Lee Robbins for life, and in fee simple to any child of Miss Robbins. The Will also provides that if Robbins dies without leaving a child, title shall vest in the Board of ts to provide scholarships in memory of Roger Q. Mills. Miss Robbins is 87 old, has never married and has no children. The Board joined Miss Robbins his sale and prorated the net sale proceeds based on the value of the under of her life estate. An appraisal dated 1/30/91 placed the market e of the property at \$163,900 or \$550/ per acre.

reserved an undivided 1/2 interest in the mineral rights lying below 1,500 under the surface. The property has 19 abandoned wells and 24 wells ucing at the level above 1,500 feet. The property lies adjacent to the City Corsicana Disposal Plant. In addition to the oil and gas activity on the ace, there are 13 recorded easements crossing the property.

SALE

U. T. El Paso

name: Fred Hervey  
250017

sale Date: 2/12/87

uses: Unrestricted Use for U.T. El Paso

description: Lot 31, Blk 22, Fairmont Park Addition,  
Midland, Midland County, Texas

The Board of Regents of the University of  
Texas System

John Farris Construction Co., Inc.  
4308 Country Club Drive  
Midland, Texas 79703

Gross Sales Price: \$9,400.00

Net Sale Proceeds: \$8,856.59

Financing: Cash Sale

## Additional Information:

part of the gift from Fred Hervey, which contained 22 lots in the  
Fairmont Park Addition and 9 lots in the Fairmont Addition.

SALE

U. T. M.D. Anderson Cancer Center

Name: Billie Wyrick Kennerly  
800003

Sale Date: February 11, 1988

Purpose: Proceeds to be used for the Irl F. Kennerly  
Cancer Research Fund

Description: 52% interest in Lot 1, Blk 2, Westlawn  
Terrace S/D, Houston, Harris County, Texas.  
(Also Known as 2103 Sul Ross)

The Board of Regents of the University of  
Texas System

Thuong Van Phan  
Bao Thuy Nguyen  
4122 Bissonnet  
Houston, Texas 77005

Gross Sales Price:	\$161,000.00
Sale Proceeds:	\$149,741.82
(Less Escrow payment of \$5,000.00 to protect against litigation):	\$144,741.82
Financing:	Cash Sale
Pro Rata Share:	52% net to U.T. being \$75,265.75

## Additional Information:

Property is jointly owned with American Heart Association who has a 50% interest. U.T. received an additional two-percent (2%) of the net sale proceeds for the time and effort U.T. expended in marketing and closing the sale of the property. U.T. will receive \$2,600.00 plus interest from the escrow account established 4/92, if Mr. Phan does not enter into litigation over the zoning of his property.

LEASE

U. T. Austin

Name: George W. Brackenridge

100038

Effective Date: April 12, 1990

Use: Unrestricted Use for U.T. Austin

Description: 2504 Lake Austin, Blvd.  
Travis County, Texas

Heidi's German Bakery, Pastry Shop, Etc.,  
Inc.

Rent: Beginning 10/1/91 - \$1200/Month

(Beginning 7/1/93 - Additional percentage  
rent owed if 5% of gross sales is higher  
than the base rent paid for preceding year)

(Beginning 7/1/94 - Base rent increases by  
CPI every 3 years)

Rent Schedule: 7/1/91 - 6/30/2001

Taxes: Paid by Tenant

Insurance: Paid by U.T. System  
(Improvements)  
Paid by Tenant  
(Liability,  
Personal property)

Maintenance: Paid by Tenant

LEASE

U.T. System  
Common Trust Fund  
100055

ance Date: Foreclosure dated 6/5/90

ds: Common Trust Fund Investment  
3001 Lake Austin Blvd.  
100, 101, 105, 200, 201, 203, 206, 402  
Lower Colorado River Authority  
30 months

ent: 1/1/91

on: 6/30/93

set: 22,583.76

ate: \$11.50

ent Applies to: Mos. 1-30

: Amount: N/A

Stop: N/A

: N/A

ncome for Term: \$649,283.10

onstruction Allowance: N/A

ommissions: N/A

Parking/Free Rent: N/A

Income for Term: \$649,283.10

its on Terms:

: receives 20 free parking spaces.

LEASE

U.T. System  
 Common Trust Fund  
 100055  
 Lease Date: Foreclosure dated 6/5/90  
 Description: Common Trust Fund Investment  
 3001 Lake Austin Blvd.  
 102  
 Dr. Kevin Kelp  
 60 months  
 Start Date: 8/1/90  
 End Date: 7/31/95  
 Net Area: 1,662 net rentable area  
 Rate: \$6.25  
 Rent Applies to: Mos. 1-36  
 Amount: \$8.25 Mos. 37-60  
 Stop: \$5.25  
 : N/A  
 Income for Term: \$102,213.00  
 Construction Allowance: N/A  
 Commissions: < 2,044.26 >  
 Parking/Free Rent: N/A  
 Income for Term: \$100,168.74  
 Notes on Terms:  
 Additional \$3,000 will be paid for parking during the lease term.



LEASE

U.T. System  
Common Trust Fund  
100055

ance Date: Foreclosure dated 6/5/90

ds: Common Trust Fund Investment  
3001 Lake Austin Blvd.  
125  
Carolann/McDermott, Inc.  
39 months

ent: 10/22/90

n: 1/31/94

et: 1,165 net rentable area

ate: \$10.50

ent Applies to: Mos. 4-15

: Amount: \$11.50, \$12.99 Mos. 16-27; 28-39

Stop: \$5.25

: \$500

ncome for Term: \$43,833.18

onstruction Allowance: < 2,000.00 >

ommissions: < 1,661.00 >

Parking/Free Rent: < 2,308.14 >

Income for Term: \$37,864.04

## its on Terms:

c has right of first refusal on additional first floor space. An additional  
0 will be paid for parking during the lease term.

LEASE

U.T. System  
Common Trust Fund  
100055

ance Date: Foreclosure dated 6/5/90

ds: Common Trust Fund Investment  
3001 Lake ,Austin Blvd.  
205

Dan Price  
12 months

ent: 12/1/90

on: 11/30/91

set: 2,385 net rentable area

ate: \$10.75

ent Applies to: Mos. 1-12

: Amount: N/A

Stop: \$5.25

: N/A

ncome for Term: \$25,638.81

onstruction Allowance: < 500.00>

ommissions: < 512.78>

Parking/Free Rent: N/A

Income for Term: \$24,626.03

## its on Terms:

t has right to terminate if he merges with another firm with 90 days notice.  
ditional \$600 will be paid for parking during the lease term.

LEASE

U.T. System  
Common Trust Fund  
100055

Foreclosure Date: Foreclosure dated 6/5/90

Investor: Common Trust Fund Investment  
3001 Lake Austin Blvd.  
300  
Sayers and Associates, Inc.  
36 months

Start Date: 10/1/90

End Date: 9/30/93

Area: 6,331 net rentable area

Rate: \$10.75

Rent Applies to: Mos. 1-12

Amount: \$11.25 Mos. 13-36

Stop: \$5.25

N/A

Income for Term: \$206,295.63

Construction Allowance: < 4,680.54 >

Commissions: < 4,215.19 >

Parking/Free Rent: 4,210.11

Income for Term: \$193,189.79

Notes on Terms:

Additional \$11,700 will be paid for parking during the lease term.

LEASE

Component:	U.T. System
Fund Name:	Common Trust Fund
Asset ID:	100055
BOR Acceptance Date:	Foreclosure dated 6/5/90
Use of Funds:	Common Trust Fund Investment
Location:	3001 Lake Austin Blvd.
Suite #:	302
Tenant:	Road Rescue of Austin, Inc.
Term:	36 months
Commencement:	7/8/91
Expiration:	7/31/94
Square Feet:	605 net rentable area
Annual Rate:	\$11.50
Period Rent Applies to:	Mos. 1-12
Low Rent Amount:	\$12.50, \$13.50 Mos. 13-24; 25-36
Expense Stop:	\$5.25
Deposit:	\$575
Gross Income for Term:	\$22,687.56
Less Construction Allowance:	< 1,500.00>
Less Commissions:	< 835.50>
Less Parking/Free Rent:	< <u>1,800.00</u> >
Total Income for Term:	\$18,552.06

LEASE

Component:	U.T. System
Fund Name:	Common Trust Fund
Asset ID:	100055
BOR Acceptance Date:	Foreclosure dated 6/5/90
Use of Funds:	Common Trust Fund Investment
Location:	3001 Lake Austin Blvd.
Suite #:	305
Tenant:	The Insurance Connection, Inc.
Term:	15 months
Commencement:	10/1/90
Expiration:	12/31/91
Square Feet:	1,579 net rentable area
Annual Rate:	\$9.12
Period Rent Applies to:	Mos. 1-3
New Rent Amount:	\$11.25 Mos. 4-15
Expense Stop:	\$5.25
Deposit:	N/A
Gross Income for Term:	\$21,364.95
Less Construction Allowance:	N/A
Less Commissions:	<427.30>
Less Parking/Free Rent:	<u>N/A</u>
Total Income for Term:	\$20,937.65

## Comments on Terms:

An additional \$1,125 will be paid for parking during the lease term.

LEASE

Component:	U.T. System
Fund Name:	Common Trust Fund
Asset ID:	100055
BOR Acceptance Date:	Foreclosure dated 6/5/90
Use of Funds:	Common Trust Fund Investment
Location:	3001 Lake 'Austin Blvd.
Suite #:	350
Tenant:	Consumer's Purchase Power, Inc.
Term:	57 months
Commencement:	3/1/91
Expiration:	11/30/95
Square Feet:	2,945 net rentable area
Annual Rate:	\$11.00
Period Rent Applies to:	Mos. 1-12
New Rent Amount:	\$11.50, \$12.25, \$13.50 (New Space) \$11.50, \$12.25, \$13.50 (Expansion Space)
Expense Stop:	\$5.25
Deposit:	\$2,000
Gross Income for Term:	\$179,164.50
Less Construction Allowance:	<11,221.25>
Less Commissions:	<10,399.57>
Less Parking/Free Rent:	<u>      N/A      </u>
Total Income for Term:	\$157,543.68

## Comments on Terms:

tenant has right of first refusal on an adjacent additional 1,579 square feet.  
an additional \$5,700 will be paid for parking during the lease term.

LEASE

Component:	U.T. System
Fund Name:	Common Trust Fund
Asset ID:	100055
BOR Acceptance Date:	Foreclosure dated 6/5/90
Use of Funds:	Common Trust Fund Investment
Location:	3001 Lake Austin Blvd.
Suite #:	400
Tenant:	Clear Channel Communications, Inc.
Term:	6 months
Commencement:	8/1/91
Expiration:	1/31/92
Square Feet:	4,331 net rentable area
Annual Rate:	\$12.55
Period Rent Applies to:	Mos. 1-6
New Rent Amount:	N/A
Expense Stop:	\$5.25
Deposit:	N/A
Gross Income for Term:	\$27,166.98
Less Construction Allowance:	N/A
Less Commissions:	< 543.34 >
Less Parking/Free Rent:	<u>N/A</u>
Total Income for Term:	\$26,623.64

## Comments on Terms:

An additional \$900 will be paid for parking during the lease term.

LEASE

Component:	U.T. System
Fund Name:	Common Trust Fund
Asset ID:	100055
BOR Acceptance Date:	Foreclosure dated 6/5/90
Use of Funds:	Common Trust Fund Investment
Location:	3001 Lake Austin Blvd.
Suite #:	410
Tenant:	Powell, Osenbaugh and Associates, Inc.
Term:	36 months
Commencement:	9/1/90
Expiration:	8/31/93
Square Feet:	4,316 net rentable area
Annual Rate:	\$11.39
Period Rent Applies to:	Mos. 1-36
New Rent Amount:	N/A
Expense Stop:	\$5.25
Deposit:	N/A
Gross Income for Term:	\$147,600.00
Less Construction Allowance:	< 5,100.00 >
Less Commissions:	< 6,700.82 >
Less Parking/Free Rent:	<u>      N/A      </u>
Total Income for Term:	\$135,799.18

## Comments on Terms:

Tenant acted as broker in lease negotiation. An additional \$5,400 will be paid for parking during the lease term.



LEASE

Component:	U.T. System
Fund Name:	Common Trust Fund
Asset ID:	100055
BOR Acceptance Date:	Foreclosure dated 6/5/90
Use of Funds:	Common Trust Fund Investment
Location:	3001 Lake Austin Blvd.
Suite #:	450
Tenant:	Thomas D. Coffman, Inc.
Term:	36 months
Commencement:	11/1/90
Expiration:	10/31/93
Square Feet:	3,512 net rentable area
Annual Rate:	\$11.50
Period Rent Applies to:	Mos. 1-36
New Rent Amount:	N/A
Expense Stop:	\$5.25
Deposit:	\$3,000
Gross Income for Term:	\$121,164.12
Less Construction Allowance:	< 7,359.00 >
Less Commissions:	< 4,846.56 >
Less Parking/Free Rent:	<u>      N/A      </u>
Total Income for Term:	\$108,958.56

## Comments on Terms:

tenant has a right of first refusal on adjacent 2,507 net rentable area. An additional \$6,300 will be paid for parking during the lease term.

EASEMENT

Component: U.T. M. D. Anderson Cancer Center

Donor/Fund Name: Homer Ammann Trust

Asset ID: 806007

BOR Acceptance Date: April 1987 / June 1989

Use of Funds: Specific research programs to be determined at a later date

Legal Description: Permanent Electric Line Easement and Right-of-Way containing 8.59 acres out of a 304.48 acre tract in the I. & G.N. R.R. Co., Survey No. 2, ABST No. 303, in Colorado Co., TX,

Grantee: Lower Colorado River Authority  
P. O. Box 220  
Austin, Texas 78767

Terms:

Total Consideration:	\$9,982.00
Easement:	\$4,725.00
Damages:	\$5,257.00
Pro rata Share:	25% Share being \$2,495.50

**Background Information:**

The Homer Ammann Trust is comprised of real estate holdings, mineral and royalty interests, farm equipment, livestock, and cash investments. The U.T. M.D. Anderson Cancer Center's share of the Trust was valued at approximately \$1.1 million in 1987. The properties were held in the Ammann Trust for almost eight years without distribution of income to the charitable beneficiaries. Research by the Office of Asset Management and the Office of General Counsel revealed that the original 1980 Ammann Trust inventory did not accurately list all Trust assets. A lawsuit was filed in Wharton County in 1988 to terminate the Trust and resolve legal issues.

## THE UNIVERSITY OF TEXAS AT ARLINGTON

August 29, 1991

Dr. James P. Duncan  
Executive Vice Chancellor  
for Academic Affairs  
The University of Texas System  
601 Colorado Street  
Austin, Texas 78701

Attn: System Budget Office

Dear Dr. Duncan:

The docket for the October 11, 1991 meeting of the Board of Regents is submitted for your recommendation and presentation to the Board.

I recommend approval.

Sincerely,



Wendell H. Nedderman  
President

WHN:js

U. T. BOARD OF REGENTS' MEETING

OCTOBER 11, 1991

TABLE OF CONTENTS

	<u>Page No.</u>
Gifts from Private Donors and Foundations . . . . .	AR- 3
Substantive Catalog Changes . . . . .	AR- 4
Sale of University-Owned Property . . . . .	AR- 5
Business Contracts for Services . . . . .	AR- 6
Funds Coming In	
Standard Affiliation Agreements . . . . .	AR- 7
Trademark License Agreements . . . . .	AR- 9
Contracts and Grants for Research, Development, Clinical and Educational Services	
All Others . . . . .	AR-10
Amendments to the 1991 Budget . . . . . (including faculty and staff appointments and changes in status and transfers of funds within existing budget totals)	AR-11

## U. T. BOARD OF REGENTS' MEETING

OCTOBER 11, 1991

## GIFTS FROM PRIVATE DONORS AND FOUNDATIONS

The following gifts have been received and are recommended for acceptance by the U. T. Board of Regents:

<u>Donor</u>	<u>Purpose</u>	<u>Amount</u>
1. Fort Worth Chamber Foundation, Inc. 777 Taylor Street Suite 900 Fort Worth, Texas 76102	Automation and Robotics Research Institute's marketing and awards program	\$ 29,390.41

## U. T. BOARD OF REGENTS' MEETING

OCTOBER 11, 1991

## SUBSTANTIVE CATALOG CHANGES

The following listing summarizes the substantive changes proposed to the catalog of The University of Texas at Arlington. These catalog changes have been administratively approved by the appropriate Executive Vice Chancellor.

## Undergraduate Catalog for 1991-93

<u>Page Number(s)</u>	<u>Summary of Proposed Substantive Change</u>
36	Increases General Use Fee from \$6 per semester credit hour to \$8 per semester credit hour.

U. T. BOARD OF REGENTS' MEETING

OCTOBER 11, 1991

SALE OF UNIVERSITY-OWNED PROPERTY

1. Item Sold: Laser Trimming System, Model 44  
Amount: \$11,134  
Purchaser: Bid-Service  
Department: Electrical Engineering  
Explanation: This laser trimming system is excess to the requirements of the Center for Advanced Electron Devices and Systems.

U. T. BOARD OF REGENTS' MEETING

OCTOBER 11, 1991

BUSINESS CONTRACTS FOR SERVICES

(FUNDS COMING IN)

The following contracts have been awarded, have been administratively approved by the appropriate Executive Vice Chancellor, and are recommended for ratification by the U. T. Board of Regents:

1. Agency: ARASERVE Campus Dining Services of Texas, Inc.  
Funds: Percentage varies for individual items  
Period: July 1, 1991  
Title/Description: Amendment Four to the Food Service Agreement dated June 29, 1987; addresses changes in the fiscal arrangements



## U. T. BOARD OF REGENTS' MEETING

OCTOBER 11, 1991

## STANDARD AFFILIATION AGREEMENTS

The agreements recommended for approval by the U. T. Board of Regents are based on the model agreement adopted on April 12, 1990.

1. Facility: AETNA  
Irving, Texas  
Date: August 8, 1991  
Purpose: To provide graduate social work related educational experiences.
2. Facility: Arlington Homeless Shelter  
Arlington, Texas  
Date: June 24, 1991  
Purpose: To provide health care related educational experiences.
3. Facility: Federal Bureau of Prisons - Federal Correctional Institute  
Fort Worth, Texas  
Date: July 23, 1991  
Purpose: To provide graduate social work related educational experiences.
4. Facility: Horizon Youth Service Center  
Harlingen, Texas  
Date: August 8, 1991  
Purpose: To provide graduate social work related educational experiences.
5. Facility: Kent's Nursing Center  
Fort Worth, Texas  
Date: July 15, 1991  
Purpose: To provide health care related educational experiences.
6. Facility: Letot Center  
Dallas, Texas  
Date: July 24, 1991  
Purpose: To provide graduate social work related educational experiences.
7. Facility: Presbyterian Hospital of Dallas  
Dallas, Texas  
Date: June 27, 1991  
Purpose: To provide graduate social work related educational experiences.
8. Facility: Rehabilitation Hospital of North Texas  
Arlington, Texas  
Date: June 7, 1991  
Purpose: To provide health care related educational experiences.
9. Facility: Texas Department of Criminal Justice - Institutional Division  
Huntsville, Texas  
Date: January 16, 1991  
Purpose: To provide health care related educational experiences.

U. T. BOARD OF REGENTS' MEETING

OCTOBER 11, 1991

STANDARD AFFILIATION AGREEMENTS  
(Continued)

10. Facility                   The Cedars Hospital  
                              DeSoto, Texas  
    Date:                     August 8, 1991  
    Purpose:                 To provide graduate social work related educational  
                              experiences.
11. Facility:                 University Medical Center  
                              dba Zale Lipshy University Hospital  
                              Dallas, Texas  
    Date:                     June 5, 1991  
    Purpose:                 To provide health care related educational  
                              experiences.

U. T. BOARD OF REGENTS' MEETING

OCTOBER 11, 1991

TRADEMARK LICENSE AGREEMENTS

The following agreements have been awarded and are recommended for approval by the U. T. Board of Regents. All product approvals are in accordance with Paragraphs 10.1(C) and (D) and 11.1 of the Trademark Agreement.

1. Licensee: Elden, Inc.  
Elmhurst, IL 60126
- Fee-Royalty: \$50, 6%
- Period: June 1, 1991 through December 31, 1993
- Description: Acrylic desk clocks

U. T. BOARD OF REGENTS' MEETING

OCTOBER 11, 1991

CONTRACTS AND GRANTS FOR RESEARCH, DEVELOPMENT, CLINICAL  
AND EDUCATIONAL SERVICES

Since the Docket for the previous meeting of the U. T. Board of Regents, the following activity has taken place with regard to Contracts and Grants for Research, Development, Clinical and Educational Services:

FUNDS COMING IN

- I. Non-Governmental, State and Local Government and Federal Government Contracts and Grants
  - a. 1991 AR 88-112      Number of Initial Grant and Contract Awards  
\$ 1,075,477      Value of Awards
  - b. 1991 AR 113      Number of Fiscal Amendments to Grant and Contract Awards (Increasing or Decreasing by \$10,000)  
\$ 36,270      Total of Increased Funding  
\$      Total of Reduced Funding

FUNDS GOING OUT

- II. Non-Governmental, State and Local Government and Federal Government Contracts and Grants
  - a. 1991 AR 114-116      Number of Initial Grant and Contract Awards  
\$ 41,400      Value of Awards
  - b. \_\_\_\_\_      Number of Fiscal Amendments to Grant and Contract Awards (Increasing or Decreasing by \$10,000)  
\$      Total of Increased Funding  
\$      Total of Reduced Funding

## U. T. BOARD OF REGENTS' MEETING

OCTOBER 11, 1991

## AMENDMENTS TO THE 1991 BUDGET

The term "rate" for academic institutions is the full-time nine-month base rate and for health institutions is the full-time twelve month base rate; for all other personnel it is the full-time rate, the appointee receiving a proportionate amount depending upon the fraction of time for which he is appointed and the period of his appointment. Source of funds for payment of salaries, unless otherwise shown, is the departmental salaries account.

<u>Item, Department, Title, Name</u>	<u>Effective Date</u>	<u>% Time</u>	<u>No. Mos.</u>	<u>Full-time Salary Rate</u>	<u>RBC</u>
<u>APPOINTMENTS, PROMOTIONS, AND SALARY INCREASES</u>					
COLLEGE OF LIBERAL ARTS					
English					
Professor and Director of the Rhetoric Program					
1. Hans D. Kellner	7/16	33	9	50,000	63
Foreign Languages and Linguistics					
Professor and Chairperson					
2. Ruth Gross	7/16	67	9	55,000	61
Sociology, Anthropology, and Social Work					
Associate Professor and Director of the Criminal Justice Program					
3. Robert L. Young	7/16	67	9	44,000	62
Communication					
Professor and Chairperson					
4. Earl Andresen	7/16	33	9	58,000	60
COLLEGE OF SCIENCE					
Chemistry					
Professor and Chairperson					
5. Harding K. McDowell	8/1	100	9	66,000	65

U. T. BOARD OF REGENTS' MEETING

OCTOBER 11, 1991

AMENDMENTS TO THE 1991 BUDGET  
(Continued)

TRANSFERS OF FUNDS

RBC

PLANT FUNDS

Unexpended Plant Funds -  
Purchase and Upgrade of Telecommunications

6. Amount of Transfer: \$972,000.00 64

From: Telecommunications Renewals and Replacements -  
Account Balance (\$420,000.00)  
Telecommunications Services -  
Account Balance (\$552,000.00)

To: Unexpended Plant Funds - Purchase and Upgrade  
of Telecommunications Equipment -  
Account Balance

Transfer funds due to the service demand in the Central Services Building exceeding the telecommunications capacity requiring technological and equipment upgrade.

State Department of Highways and Public Transportation

7. Amount of Transfer: \$224,255.77 66

From: Relocation of Utilities -  
Cooper Street Project (\$147,702.74)  
Partial Depression of Cooper Street (\$76,553.03)

To: State Department of Highways and Public  
Transportation - Account Balance

Transfer funds required to cover balance due to State Department of Highways and Public Transportation for the Cooper Street Project.

## THE UNIVERSITY OF TEXAS AT AUSTIN

Office of the President

August 29, 1991

Dr. James P. Duncan  
Executive Vice Chancellor  
for Academic Affairs  
The University of Texas System  
201 West 7th Street  
Ashbel Smith Hall - 8th Floor  
Austin, Texas 78701

Attn: System Budget Office

Dear Dr. Duncan:

The docket for the October 11, 1991 meeting of the Board of Regents is submitted for your recommendation and presentation to the Board.

Sincerely,



William H. Cunningham  
President

WHC:jw  
Enclosures

THE UNIVERSITY OF TEXAS AT AUSTIN  
 U.T. BOARD OF REGENTS' MEETING  
 October 11, 1991  
 TABLE OF CONTENTS

Gifts from Private Donors and Foundations.....	A- 3
Substantive Catalog Changes.....	A- 7
Business Contracts for Services.....	A- 8
Funds Coming In	
Funds Going Out	
Construction Contracts of \$300,000 or Less	
Standard Affiliation Agreements.....	A-13
Trademark License Agreements.....	A-14
Patent License Agreements.....	A-18
Contracts and Grants for Research, Development, Clinical and Educational Services:	
Over \$500,000 (Funds Coming In and/or Funds Going Out.....)	A-19
Foreign (Funds Coming In and/or Funds Going Out).....	A-20
All Others.....	A-22
Amendments to the 1990-1991 Budget.....	A-23
(including faculty and staff appointments and changes in status and transfers of funds within existing budget totals)	



THE UNIVERSITY OF TEXAS AT AUSTIN  
U. T. BOARD OF REGENTS' MEETING

October 11, 1991

GIFTS FROM PRIVATE DONORS AND FOUNDATIONS

The following gifts have been received and are recommended for acceptance by the U. T. Board of Regents:

	<u>Donor</u>	<u>Purpose</u>	<u>Amount</u>
1.	* Associated General Contractors of America 300 Barton Springs Road Austin, Texas 78704	McDonald Observatory for the Spectroscopic Survey Telescope	\$90,000.00
2.	Cullen Trust for Higher Education c/o McDade, Smith + Company Sidney V. Smith Chairman of the Trust 909 Wirt Road, Suite 200 Houston, Texas 77024	College of Engineering: Cullen Trust for Higher Education Endowed Professorship in Engineering No. 6 48,450 Cullen Trust for Higher Education Endowed Professorship in Engineering No. 7 72,675 Cullen Trust for Higher Education Endowed Professorship in Engineering No. 8 72,675	193,800.00
3.	Elkins 1983 Charitable Trust Agency James A. Elkins, Jr. Post Office Box 2387 Houston, Texas 77001	College of Business Administration for the James A. Elkins Centennial Chair in Finance	50,000.00
4.	Ex-Students' Association Roy A. Vaughan Executive Director Post Office Box 7278 Austin, Texas 78713-7278	The University for the Ex-Students' Association Endowed Scholarships	86,000.00
.	Exxon Education Foundation Edward F. Ahnert Executive Director 225 E. John W. Carpenter Freeway Irving, Texas 75062	The University - gifts matching employee contributions	49,781.97
.	The Ford Foundation Ivy F. Steber Assistant Grants Administrator Program Division Human Rights and Governance Program 320 East 43rd Street New York, New York 10017	Department of Sociology in the College of Liberal Arts for research	212,315.00
.	IBM Corporation James J. Forese Vice President - Finance Old Orchard Road Armonk, New York 10504-1783	The University - gifts matching employee contributions	97,984.66

No letter of transmittal from the donor.

THE UNIVERSITY OF TEXAS AT AUSTIN  
 Gifts from Private Donors and Foundations  
 U. T. Board of Regents' Meeting October 11, 1991

368

	<u>Donor</u>	<u>Purpose</u>	<u>Amount</u>
8.	Johnson & Johnson Susan Greger Manager Program Development 410 George Street New Brunswick, New Jersey 08901-2021	College of Pharmacy for research	\$60,000.00
9.	Johnson & Johnson John F. Willson, D.V.M. Corporate Director Animal Care & Use 410 George Street New Brunswick, New Jersey 08901-2021	College of Pharmacy	50,000.00
10.	* The Lyndon Baines Johnson Foundation Post Office Box 1011 Austin, Texas 78767	Lyndon B. Johnson School of Public Affairs: General Fund: Curriculum Support 6,892 Student Activities 50,000 Richardson Fund: Chairholders salary 35,000 Strauss Fellowships: 53,566	145,458.00
11.	* Mike Mebane, A.I.A. Emeritus 1621 Christoval Road San Angelo, Texas 76903	School of Architecture for the Mike and Maxine K. Mebane Endowed Traveling Scholarship in Architecture	50,000.00
12.	Mitsubishi Heavy Industries Ltd. Hiroyasu Watanabe President and Chairman of the Board of Trustees Japan Center for Information and Cultural Affairs 2-7-7 Hirakawa-cho, Chiyoda-ku Tokyo 102 Japan	Center for Asian Studies in the College of Liberal Arts for the Mitsubishi Heavy Industries Chair in Japanese Studies	300,000.00
3.	MHI Forklift America, Inc. Ryoji Odaka President 2015 W. Sam Houston Parkway N. Houston, Texas 77043- 2421	Center for Asian Studies in the College of Liberal Arts for the Mitsubishi Heavy Industries Chair in Japanese Studies	100,000.00
4.	The Procter & Gamble Fund Robert R. Fitzpatrick Vice President Post Office Box 599 Cincinnati, Ohio 45201-0599	The University of Texas: President's Associates 2,500 College of Engineering: Chemical Engineering 10,000 College of Business Administration: 7,500 Marketing 12,500 Finance 2,500	35,000.00

No letter of transmittal from the donor.

THE UNIVERSITY OF TEXAS AT AUSTIN  
 Gifts from Private Donors and Foundations  
 U. T. Board of Regents' Meeting October 11, 1991

369

	<u>Donor</u>	<u>Purpose</u>	<u>Amount</u>
15.	* Texas Engineering Experiment Station The Texas A&M University System College Station, Texas 77843-3124	Department of Aerospace Engineering and Engineering Mechanics in the College of Engineering for the Offshore Technology Research Center	\$50,000.00
16.	* Texas Engineering Experiment Station The Texas A&M University System College Station, Texas 77843-3124	Department of Aerospace Engineering and Engineering Mechanics in the College of Engineering for the Offshore Technology Research Center	34,955.00
17.	Western Atlas International, Inc. John. W. Kennedy President Atlas Wireline Services Post Office Box 1407 Houston, Texas 77251- 1407	College of Engineering for the Thrust 2000 Engineering Graduate Fellowship Fund	34,000.00
18.	Clare Y. Whaley 313 East 35th Street Austin, Texas 78705	The Graduate School for the W. Gordon Whaley Graduate Fellowship	30,000.00

The following nonmonetary gifts have also been received:

19.	* AT&T Bell Laboratories Engineering Research Center 600 Mountain Avenue Murray Hill, New Jersey 07974-2070	Equipment to the Department of Electrical and Computer Engineering in the College of Engineering	45,000.00***
20.	* Brian Quentin Crews Westpark Building #3 Suite 240 8140 North Mopac Austin, Texas 78759	750 photographic glass plate negatives from the Arthur Conrads' Collection to the General Libraries	27,000.00***
21.	Intel Corporation Margie Kintz Manager Academic Relations Department 5200 N.E. Elam Young Parkway Hillsboro, Oregon 97124-6497	Computer equipment to the Department of Electrical and Computer Engineering in the College of Engineering	105,240.00***
22.	Intel Corporation Margie Kintz Manager Academic Relations Department 5200 N.E. Elam Young Parkway Hillsboro, Oregon 97124-6497	Computer equipment to the Department of Computer Sciences in the College of Natural Sciences	59,291.00***

\* No letter of transmittal from the donor.

\*\*\* Non-cash gift - other. The amount stated is the estimated value on the date of receipt by The University of Texas at Austin.

THE UNIVERSITY OF TEXAS AT AUSTIN  
 Gifts from Private Donors and Foundations  
 U. T. Board of Regents' Meeting October 11, 1991

370

	<u>Donor</u>	<u>Purpose</u>	<u>Amount</u>
23.	Alvin Romansky 5555 Del Monte Houston, Texas 77056	53 works of art to the Archer M. Huntington Art Gallery in the College of Fine Arts	\$31,420.00***
24.	Sun Microsystems, Inc. Roger Waak 6034 W. Courtyard Drive Suite 200 Austin, Texas 78730	Computer equipment to the Department of Civil Engineering in the College of Engineering	95,200.00***
25.	Texas Instruments Inc. Margi Berbari Education Relations Manager 5515 Spalding Drive Norcross, Georgia 30092	Computer equipment to the Department of Chemical Engineering in the College of Engineering	47,119.00***
26.	The Honorable Ralph W. Yarborough 2527 Jarratt Avenue Austin, Texas 78703	The Ralph W. Yarborough Papers to the General Libraries	250,000.00***

\*\* Non-cash gift - other. The amount stated is the estimated value on the date of receipt by The University of Texas at Austin.

## THE UNIVERSITY OF TEXAS AT AUSTIN

U.T. BOARD OF REGENTS' MEETING

OCTOBER 11, 1991

## CATALOG CHANGES

The following listing summarizes the changes proposed to the Catalog of The University of Texas at Austin. These catalog changes have been passed by the University Council, approved by me, and approved by the Executive Vice Chancellor for Academic Affairs. The complete text of the changes can be found in the Documents and Proceedings of the University Council, pages 13392-13397 and 13466-13474.

College of Business Administration Catalog for 1990-91

<u>Current bulletin page number</u>	<u>Summary of Proposed Changes</u>
12	Proposed changes are made to the Admission Section of the Catalog to ensure a balance between instructional resources and enrollment demands.
18	Proposed changes are made to the Degrees Section of the Catalog to adjust the overall grade point average required for graduation from 2.50 to 2.00 to make it consistent with the rest of The University.

College of Liberal Arts Catalog for 1989-91

<u>Current bulletin page number</u>	<u>Summary of Proposed Changes</u>
34,39,42,43,45, 47,145,148,173, 147,198-199, and 205-206	For the Bachelor of Arts degree, Plan I, changes are made to various statements relating to specific majors for purposes of clarification, to strengthen the undergraduate program, and to bring several honors program requirements into conformity with current practice.

THE UNIVERSITY OF TEXAS AT AUSTIN

U. T. BOARD OF REGENTS' MEETING

October 11, 1991

BUSINESS CONTRACTS FOR SERVICES

(FUNDS COMING IN)

The following contracts have been awarded, have been administratively approved by the appropriate Executive Vice Chancellor, and are recommended for ratification by the U. T. Board of Regents:

1. Agency: Southern Union Gas  
Funds: \$0  
Period: July 1, 1991 through June 30, 1995  
Title/Description: Amend the current contract providing for the receipt and transportation of natural gas by adding various points of redelivery
2. Agency: Southside Wrecker Service  
Funds: \$25 fee for towing a car or light pickup  
Period: September 1, 1991 through August 31, 1992  
Title/Description: Provide impounding services for The University of Texas campus area
3. Agency: U. S. Department of Navy  
Funds: \$2,165 per month  
Period: Effective July 1, 1991  
Title/Description: Amend the current contract providing for the lease of an additional 1,165 square feet of office space along with the original eighty-foot (80) boat slip located at The University of Texas Institute for Geophysics in Galveston, Texas

(FUNDS GOING OUT)

4. Agency: Austin Auction Company  
Funds: 8.5% of the gross sales  
Period: September 1, 1991 through August 31, 1992  
Title/Description: Renew the current contract providing auctioneering services for the disposition of surplus and abandoned property
5. Agency: Dallas Independent School District  
Funds: Average of \$1,942 per month for 1991 through 1992, and an average of \$2,345 per month for 1992 through 1993  
Period: August 1, 1991 through August 31, 1993  
Title/Description: Sublease office space located at 3110 Blackburn for The University of Texas Minority Outreach Center located in Dallas, Texas

6. Agency: Gold Line Services, Inc.  
Funds: \$108,398  
Period: June 20, 1991 and shall be completed not later than three (3) months after the date of the contract  
Title/Description: Conduct a professional study pertaining to The University's expenditures with Minority and Female-Owned Small Businesses
7. Agency: Rodriguez Concession, Inc.  
Funds: d/b/a Austin Concession  
17% on concession stand sales,  
17% on merchandise stand sales, and  
25.9% on individual vendor sales  
Period: September 1, 1991 through August 31, 1992  
Title/Description: Provide athletic event concession staffing services on The University of Texas campus for events held in Memorial Stadium, Disch-Falk Field and occasionally other facilities

MINOR CONSTRUCTION PROJECTS, as authorized by U.T. Board of Regents' Rules and Regulations, Part Two, Chapter VIII, Section 2 (Projects previously approved by the Board of Regents and/or those for Minor Repair and Remodeling for \$300,000.00 or less.)

8. Contractor: Alice Roofing & Sheet Metal Works, Inc.  
Amount: \$24,000  
Source of Funds: GRG - Partial Reroofing MO&E  
14-8649-5050  
Date of Contract: June 4, 1991  
Estimated Completion Date: August 31, 1991  
Project Title: Reroofing Built-Up Roof and Tile, Geography Building  
Brief Description: Remove existing built-up roof and clay tiles and underlayment and install two layers of insulation, new drains, vents, metal sump, metal counter flashing, caulking, and undamaged or new matching tiles
9. Contractor: American Roofing & Metal Company, Inc.  
Amount: \$60,000  
Source of Funds: IAM - Dining Hall Renovations - All Expenses 29-1025-0051 and 29 0231-0050  
Date of Contract: June 4, 1991  
Estimated Completion Date: September 30, 1991  
Project Title: Reroof Longhorn Dining Hall, Jester Center  
Brief Description: Remove existing built-up roof and clay tiles, install new felt underlayment, install new four ply built-up roof, re-install clay tiles and completely restore existing skylight

10. Contractor: Century Weatherproofing, Inc.  
Amount: \$4,800  
Source of Funds: CNM - Maintenance MO&E 14-8640-1050  
Date of Contract: August 6, 1991  
Estimated Completion Date: September 24, 1991  
Project Title: Skylight Repairs, Music Building East  
Brief Description: Remove skylight panels, clean mullion joints and remainder of skylight and install new panels to match existing
11. Contractor: Century Weatherproofing, Inc.  
Amount: \$59,000  
Source of Funds: PAC - Bass Concert Hall Repairs 36-9062-1440  
Date of Contract: July 23, 1991  
Estimated Completion Date: October 17, 1991  
Project Title: Exterior Restoration, PAC Building "B"  
Brief Description: Install horizontal relief joints, remove existing caulk from exterior surfaces, install new back-up material, and caulk and clean caulk parapet walls and cap stones
12. Contractor: Century Weatherproofing, Inc.  
Amount: \$7,500  
Source of Funds: Maintenance MO&E 14-8640-1050  
Date of Contract: June 26, 1991  
Estimated Completion Date: August 26, 1991  
Project Title: Skylight Repair, Townes Hall  
Brief Description: Remove all cross and center mullions and weatherstripping at mullions, clean all caulking, install new weatherstripping, reinstall mullions, and install new sealant and caulk
13. Contractor: Chamberlin Waterproofing  
Amount: \$12,000  
Source of Funds: ERC - Exterior Maintenance 36-0819-9121  
Date of Contract: July 8, 1991  
Estimated Completion Date: August 14, 1991  
Project Title: Exterior Restoration, Frank Erwin Center  
Brief Description: Install 4,000 linear feet of traffic grade caulk in plaza area over occupied space
14. Contractor: Evans Interiors, Inc.  
Amount: \$185,000  
Source of Funds: Welch - Raised Flooring 36-9062-1422  
Date of Contract: July 15, 1991  
Estimated Completion Date: January 10, 1992  
Project Title: Replace Access Flooring Panels, Welch Hall  
Brief Description: Remove existing carpet faced access flooring panels and replace with new vinyl faced panels



15. Contractor: Ewing Tex Company  
Amount: \$22,306  
Source of Funds: Trail End Apartments - Other Expenses  
29-0263-0050  
Date of Contract: July 16, 1991  
Estimated Completion Date: September 24, 1991  
Project Title: Re-Roof Trail's End Apartments  
Brief Description: Remove all loose gravel and materials,  
lay vented base sheet, install a layer  
of plywood, adhere EPDM membrane and  
install new gravel guard to fit over  
existing
16. Contractor: Greenway Constructors, Inc.  
Amount: \$120,000  
Source of Funds: IAM - Bellmont Remodeling - All Expenses  
29-1016-0051  
Date of Contract: June 20, 1991  
Estimated Completion Date: September 6, 1991  
Project Title: Renovations to Offices for Men's  
Athletics, Bellmont Hall  
Brief Description: Remodel a portion of two adjacent  
existing University buildings and  
construct an office suite and film room
17. Contractor: Jack Susarrey, d/b/a Jack Susarrey  
Builder  
Amount: \$10,595  
Source of Funds: SFA - Miscellaneous Renovations MO&E  
14-8649-5350  
Date of Contract: July 30, 1991  
Estimated Completion Date: November 1, 1991  
Project Title: Renovations of Student Financial  
Services Building  
Brief Description: Renovations of interior spaces for new  
tenants, including alternates for  
various degrees of modifications to the  
building's HVAC system
18. Contractor: Jack Susarrey, d/b/a Jack Susarrey  
Builder  
Amount: \$228,000  
Source of Funds: SFA - Miscellaneous Renovations MO&E  
14-8649-5350  
Date of Contract: July 30, 1991  
Estimated Completion Date: November 1, 1991  
Project Title: Renovations of the Student Financial  
Services Building  
Brief Description: Renovations of interior spaces for new  
tenants, including alternates for  
various degrees of modifications to the  
building's HVAC system
19. Contractor: Jack Susarrey, d/b/a Jack Susarrey  
Builder  
Amount: \$110,000  
Source of Funds: CAM - Safety Egress 36-9062-1438  
Date of Contract: June 28, 1991  
Estimated Completion Date: January 9, 1992  
Project Title: Improvement to Egress Systems, Phase II,  
Campus  
Brief Description: Replace existing doors and/or door  
hardware in areas specified to include  
the replacing of existing door frames,  
repairing adjacent walls, and painting  
where necessary

20. Contractor: M. W. Morgan Construction, Inc.  
Amount: \$123,000  
Source of Funds: CMA - 4th Floor Journalism Labs  
36-0319-9175  
Date of Contract: June 25, 1991  
Estimated Completion Date: September 26, 1991  
Project Title: Computer Labs and Offices,  
Communications Building "A"  
Brief Description: Remove suspended ceiling, lights,  
conduit, ducts, walls, metal studs,  
doors, frames and windows; build  
classrooms and offices; install new  
cabinetry; extend existing walls; and  
cover floors with tile
21. Contractor: Metro Paving Company, Inc.  
Amount: \$32,500  
Source of Funds: Parking Lot Construction/Maintenance -  
All Expenses 29-3020-0051  
Date of Contract: May 30, 1991  
Estimated Completion Date: September 30, 1991  
Project Title: 1991 Parking Lot Maintenance Program,  
Balcones Research Center  
Brief Description: Perform maintenance on Parking Lots 211,  
212, 223, 224 and 225 at Balcones  
Research Center to include asphalt  
preparation and patching, chip seal  
sealcoating, replacement of wheel stops  
as specified, final sweeping and  
pavement markings
22. Contractor: Talent Restoration and Waterproofing  
Contractors, Inc.  
Amount: \$21,000  
Source of Funds: BRC - Storage Bldg 36-0319-9173  
Date of Contract: June 5, 1991  
Estimated Completion Date: September 28, 1991  
Project Title: A New Metal Building, Balcones Research  
Center  
Brief Description: Construct a pre-manufactured metal  
frame, metal skinned, storage building  
on a cast-in-place concrete slab with a  
raised curb
23. Contractor: Young & Pratt Service, Inc.  
Amount: \$21,900  
Source of Funds: Renovation of E. P. Schoch FCMS  
Interface 36-9059-5033  
Date of Contract: May 15, 1991  
Estimated Completion Date: July 19, 1991  
Project Title: Installation of FCMS at E. P. Schoch  
Building  
Brief Description: Install a computer centered energy  
monitoring control system allowing for  
the remote control and monitoring of the  
building Heating, Ventilation, and Air  
Conditioning (HVAC) equipment

## THE UNIVERSITY OF TEXAS AT AUSTIN

## U. T. BOARD OF REGENTS' MEETING

October 11, 1991

## STANDARD AFFILIATION AGREEMENT

The following agreements recommended for approval by the U. T. Board of Regents are based on the standard agreement adopted on April 12, 1990.

1. Facility: Associated Rest Home, Inc.  
d/b/a Cameron Villa Nursing Center  
Austin, Texas  
Date: July 1, 1991  
Purpose: To allow some of our undergraduate and graduate nursing students the opportunity to gain professional nursing experiences in the Cameron Villa Nursing Center facility.
2. Facility: Warm Springs Rehabilitation Hospitals, Inc.  
San Antonio, Texas  
Date: July 12, 1991  
Purpose: To allow some of our senior pharmacy students the opportunity to gain professional pharmacy experiences in the Warm Springs Rehabilitation Hospitals, Inc. San Antonio facility.
3. Facility: The Methodist Hospital  
Houston, Texas  
Date: September 1, 1991  
Purpose: To allow some of our pharmacy students the opportunity to gain professional pharmacy training in The Methodist Hospital facility.

THE UNIVERSITY OF TEXAS AT AUSTIN  
U. T. BOARD OF REGENTS' MEETING  
OCTOBER 11, 1991

TRADEMARK LICENSE AGREEMENTS

The following agreements have been awarded and are recommended for approval by the U. T. Board of Regents. All product approvals are in accordance with Paragraphs 10.1(C) and (D) and 11.1 of the Trademark Agreement.

1. Licensee: A Lawrence Sales  
Austin, Texas 78705  
Fee-Royalty: \$100.00, 7%  
Period: August 1, 1991 through December 31, 1993  
Description: Robes.
2. Licensee: Ace Novelty Company, Inc.  
Bellevue, Washington 98009  
Fee-Royalty: \$100.00, 7% for items in Category A and 6% for items in Category B  
Period: August 1, 1991 through December 31, 1993  
Description: Category A consists of wearing apparel, which includes T-shirts and sweatshirts. Category B consists of inflatable rubber balls, plush balls, beanbag chairs, stuffed toys, pillows, flags, and other novelties/collectables.
3. Licensee: Action Sportswear, Ltd.  
Elizabethtown, Kentucky 42701  
Fee-Royalty: \$100.00, 7%  
Period: March 1, 1991 through December 31, 1993  
Description: Apparel, which includes all types of clothing.
4. Licensee: American Box Co., Inc.  
Tyler, Texas 75703  
Fee-Royalty: \$50.00, 6%  
Period: July 1, 1991 through December 31, 1993  
Description: Footlockers.
5. Licensee: Another Novel-Tees  
d/b/a Novel-Tees  
Richardson, Texas 75081  
Fee-Royalty: \$100.00, 7%  
Period: August 1, 1991 through December 31, 1993  
Description: Apparel, which includes but is not limited to sleepshirts.
6. Licensee: Betras Plastics, Inc.  
Spartenburg, South Carolina 29304  
Fee-Royalty: \$50.00, 6%  
Period: August 1, 1990 through December 31, 1992  
Description: Plastic drinkware and novelties.
7. Licensee: C & H Designs  
Kilgore, Texas 75662  
Fee-Royalty: \$100.00, 7%  
Period: July 1, 1991 through December 31, 1993  
Description: Jackets and other apparel.
8. Licensee: C. C. Creations, Inc.  
College Station, Texas 77840  
Fee-Royalty: \$100.00, 7%  
Period: July 1, 1991 through December 31, 1993  
Description: Screenprinted apparel.

9. Licensee: Charles Caine Co., Inc.  
d/b/a Prism Golf  
Los Angeles, California 90045  
Fee-Royalty: \$50.00, 6%  
Period: July 1, 1991 through December 31, 1993  
Description: Golf putters.
10. Licensee: Cooper Sportswear Manufacturing Co., Inc.  
Newark, New Jersey 07114-1378  
Fee-Royalty: \$100.00, 7%  
Period: July 1, 1991 through December 31, 1993  
Description: Apparel, which includes jackets, sweaters and other types of outerwear.
11. Licensee: Crownmark, A Division of Sheaffer Inc.  
Lincoln, Rhode Island 02865  
Fee-Royalty: \$50.00, 6%  
Period: June 1, 1991 through December 31, 1993  
Description: Pens, key chains and other products.
12. Licensee: De Vant Limited  
Monroe, North Carolina 28110  
Fee-Royalty: \$50.00, 6%  
Period: July 1, 1991 through December 31, 1993  
Description: Towels, canvas bags and baby bibs.
13. Licensee: Gavin Group, Inc.  
Old Saybrook, Connecticut 06475  
Fee-Royalty: \$100.00, 7%  
Period: March 1, 1991 through December 31, 1993  
Description: Apparel, which includes all types of clothing.
14. Licensee: Instep Promotions, Inc.  
Lenexa, Kansas 66215  
Fee-Royalty: \$100.00, 7%  
Period: July 1, 1991 through December 31, 1993  
Description: Footwear, athletic style shoes, and apparel.
15. Licensee: J & M Sportswear  
Stanley, Kansas 66223  
Fee-Royalty: \$0.00, 7%  
Period: January 1, 1990 through December 31, 1992  
Description: Wearing apparel, which includes all types of clothing, footwear, hats/caps, and hosiery, including but not limited to jackets, pants and shorts.
16. Licensee: Jardine Associates  
Lincoln, Rhode Island 02865  
Fee-Royalty: \$50.00, 6%  
Period: May 1, 1991 through December 31, 1993  
Description: Cross brand pens; Fort Enterprises, souvenir and novelty items; and sterling cut glass, glassware with deep etching.
17. Licensee: Kampus Kids  
Marshall, Texas 75670  
Fee-Royalty: \$100.00, 7%  
Period: August 1, 1991 through December 31, 1993  
Description: Apparel, which includes various types/styles of children's clothing.
18. Licensee: Master Designs  
Dallas, Texas 75206  
Fee-Royalty: \$100.00, 7%  
Period: June 1, 1990 through December 31, 1992  
Description: Wearing apparel, which includes all types of clothing.

19. Licensee: New Hampshire Clocks,  
A Division of Vaughan Wood Products  
Concord, New Hampshire 03301  
Fee-Royalty: \$50.00, 6%  
Period: August 1, 1991 through December 31, 1993  
Description: Wall clocks.
20. Licensee: Pinehurst Golf Company  
Boynton Beach, Florida 33426  
Fee-Royalty: \$50.00, 6%  
Period: August 1, 1991 through December 31, 1993  
Description: Golf clubs and putters.
21. Licensee: Pringle & Associates  
Austin, Texas 78758  
Fee-Royalty: \$100.00, 7%  
Period: June 1, 1990 through December 31, 1992  
Description: Wearing apparel, which includes all types of clothing.
22. Licensee: Signet Sportswear  
Division, Winona Knitting Mills, Inc.  
Winona, Minnesota 55987  
Fee-Royalty: \$100.00, 7%  
Period: July 1, 1991 through December 31, 1993  
Description: Jackets, sweaters, shirts and other apparel.
23. Licensee: Sun Time Novelties, Inc.  
St. Petersburg, Florida 33702  
Fee-Royalty: \$50.00, 6%  
Period: August 1, 1991 through December 31, 1993  
Description: "Sun Time" brand quartz watches.
24. Licensee: Talons Collegiatewear  
College Station, Texas 77840  
Fee-Royalty: \$100.00, 7%  
Period: August 1, 1991 through December 31, 1993  
Description: T-shirts and other apparel.
25. Licensee: Tapart, Inc.  
Marlboro, New Jersey 07746  
Fee-Royalty: \$100.00, 7% for items in Category A and 6% for items in Category B  
Period: May 1, 1991 through December 31, 1993  
Description: Category A consists of wearing apparel, which includes all types of clothing. Category B consists of sports related accessories, which includes back packs, totes and other types of bags.
26. Licensee: Team Recognition Products (LTD)  
Madison, Connecticut 06443  
Fee-Royalty: \$100.00, 7%  
Period: August 1, 1991 through December 31, 1993  
Description: License plate frames.
27. Licensee: Time Posters, Inc.  
Toronto, CANADA M6C 2L9  
Fee-Royalty: \$50.00, 6%  
Period: June 1, 1991 through December 31, 1993  
Description: Planner calendars.
28. Licensee: Wings Sportswear, Inc.  
San Antonio, Texas 78247  
Fee-Royalty: \$100.00, 7%  
Period: July 1, 1991 through December 31, 1993  
Description: Apparel, which includes t-shirts and sweatshirts.

29. Licensee:               Winning Image, Inc.  
                              Atlanta, Georgia 30315  
Fee-Royalty:               \$100.00, 7%  
Period:                     July 1, 1991 through December 31, 1993  
Description:               Apparel, which includes all types of clothing  
                              and caps/hats.

## THE UNIVERSITY OF TEXAS AT AUSTIN

U.T. BOARD OF REGENTS' MEETING

OCTOBER 11, 1991

## PATENT LICENSE AGREEMENTS

The following agreement has been awarded and is recommended for approval by the U.T. Board of Regents:

1. Licensee: ABB-Flakt AB  
Knoxville, Tennessee
- Fee-Royalty: \$100,000.00 up-front license fee received upon execution. On each of the first four anniversary dates of the Agreement, an annual license fee of \$20,000 is due. On the fifth through tenth anniversary dates, an annual license fee of \$50,000 is due. On the eleventh anniversary date and each anniversary date thereafter until the Agreement has expired, an annual license fee of \$75,000 is due. Also due are running royalty equal to \$400 per gross megawatt of installed electric capacity and/or one-half of the gross revenues received by ABB-Flakt AB from any sublicensee.
- Period: January 1, 1991 through the full end of the term or terms for which patent rights have not expired, unless sooner terminated, and renewable, thereafter, by written agreement of both parties.
- Description: Royalty-bearing, worldwide exclusive license to manufacture, have manufactured, and/or sell licensed products comprising the Advacate technology.



THE UNIVERSITY OF TEXAS AT AUSTIN  
 U. T. BOARD OF REGENTS' MEETING  
 OCTOBER 11, 1991  
 CONTRACTS OR GRANTS OVER \$500,000

## (FUNDS COMING IN)

The following contracts or grants in an amount over \$500,000 have been awarded, have been administratively approved by the Executive Vice Chancellor for Academic Affairs, and are recommended for approval by the U. T. Board of Regents.

1. Grantor: National Science Foundation  
 No.: DMR-8906935 - Amendment 03  
 New funds: \$549,000 additional  
 Current period: 9/1/89 - 6/30/91 extended to 6/30/92  
 Title/Description: Fundamental Studies of Magnetic Materials
  
2. Grantor: Department of the Navy/Space & Naval Warfare Systems Command  
 No.: N00039-91-C-0082 - Modification P00010  
 New funds: \$3,402,365 additional  
 Current period: (Unchanged) 12/30/90 - 12/31/95  
 Title/Description: ARL:SPAWAR Omnibus Contract 1991-95
  
3. Grantor: National Aeronautics & Space Administration/Goddard Space Flight Center  
 No.: NAS5-30942 - Modification No. 3  
 New funds: \$511,996 additional  
 Current period: 3/1/91 - 2/29/92  
 Title/Description: Management, Operation, Maintenance & Engineering Development of the MLRS
  
4. Grantor: Parker Kinetic Designs, Inc.  
 No.: SubAgreement effective 8/27/90 - Phase II - Modification No. 1  
 New funds: \$1,843,049 additional  
 Current period: 8/27/90 - 7/31/91 extended to 9/30/91  
 Title/Description: Battery Upgraded Supply (BUS) Program
  
5. Grantor: U. S. Department of Education  
 No.: P063P16599  
 New funds: \$5,014,990  
 Current period: 9/1/91 - 8/31/92  
 Title/Description: Pell Grant Program - 1991-92 Award Year

## (FUNDS GOING OUT)

NONE

## THE UNIVERSITY OF TEXAS AT AUSTIN

## U. T. BOARD OF REGENTS MEETING

OCTOBER 11, 1991

FOREIGN CONTRACTS AND GRANTS FOR RESEARCH,  
DEVELOPMENT, CLINICAL AND EDUCATIONAL SERVICES

## (FUNDS COMING IN)

The following items have been awarded and are recommended for approval by the U. T. Board of Regents:

1. Country: Belgium  
Business/Entity: North Atlantic Treaty Organization  
No.: Grant letter dated 4/16/91  
New funds: \$30,000. (estimated: based on Belgian Francs)  
Current period: 6/11/91 - 12/31/91  
Title/Description: Advances in Metabolic Mapping Techniques for Brain Imaging of Behavioral and Learning Functions
2. Country: England  
Business/Entity: AFA Technology  
No.: MH95683 - Amendment 3  
New funds: \$56,340 additional  
Current period: 7/4/88 - 7/3/91 extended to 5/31/92  
Title/Description: Culham Lab, MH95683
3. Country: France  
Business/Entity: Various Donors: SNEAP TOUR ELF  
No.: Checks 451435 & 075191  
New funds: \$14,995 additional  
Current period: 1/1/91 - 12/31/91  
Title/Description: Joint Paleoceanographic Mapping Project (POMP)
4. Country: Japan  
Business/Entity: Hokkaido University  
No.: Grant letter dated 10/24/90 - Supplement (Letter dated 7/31/91)  
New funds: \$31,000 additional  
Current period: 10/24/90 - 10/23/93  
Title/Description: Pseudostable Phases in Alloys
5. Country: Japan  
Business/Entity: Takenaka Corporation  
No.: Grant letter dated 5/29/91  
New funds: \$20,000.  
Current period: 5/29/91 - 5/28/94  
Title/Description: Earthquake Engineering
6. Country: Spain  
Business/Entity: Various Donors: Respol Petroleo S.A.  
No.: Research Participation Agreement  
New funds: \$50,000.  
Current period: 1/1/92 - 12/31/93  
Title/Description: Separations Research Program

The University of Texas at Austin  
 Foreign Contracts and Grants for Research, Development, Clinical and  
 Educational Services  
 UT Regents' Meeting October 11, 1991

7. Country: Venezuela  
 Business/Entity: Various Donors: Intevop, S.A.  
 No.: Research Participation Agreement -  
 Amd. 89 010  
 New funds: \$40,000 additional  
 Current period: 1/1/91 - 12/31/92  
 Title/Description: Separations Research Program
8. Country: Scotland  
 Business/Entity: University of Edinburgh, Centre for  
 Continuing Education  
 No.: Articles of Agreement  
 New funds: To be determined  
 Current period: 7/29/91 - 8/31/91  
 Title/Description: The University of Texas and the  
 University of Edinburgh will co-  
 sponsor the presentation of a program  
 of studies at the University of  
 Edinburgh during the summer, 1991  
 for students enrolled in The Univer-  
 sity of Texas' Division of Continuing  
 Education program.

(FUNDS GOING OUT)

NONE

## THE UNIVERSITY OF TEXAS AT AUSTIN

## U. T. BOARD OF REGENTS' MEETING

OCTOBER 11, 1991

CONTRACTS AND GRANTS FOR RESEARCH, DEVELOPMENT, CLINICAL  
AND EDUCATIONAL SERVICES

Since the Docket for the previous meeting of the U. T. Board of Regents, the following activity has taken place with regard to Contracts and Grants for Research, Development, Clinical and Educational Services:

## FUNDS COMING IN

- I. Non-Governmental, State and Local Government and Federal Government Contracts and Grants
- |    |                         |  |
|----|-------------------------|--|
| a. | <u>1991 1135-1347</u>   | Number of Initial Grant & Contract Awards  |
|    | <u>\$ 10,029,433.72</u> | Value of Awards  |
| b. | <u>1991 1348-1471</u>   | Number of Fiscal Amendments to Grant and Contracts Awards (Increasing or Decreasing by \$10,000) |
|    | <u>\$ 9,040,334.00</u>  | Total of Increased Funding   |
|    | <u>\$( 161,999.32)</u>  | Total of Reduced Funding   |

## FUNDS GOING OUT

- II. Non-Governmental, State and Local Government and Federal Government Contracts and Grants
- |    |                        |   |
|----|------------------------|---|
| a. | <u>1991 1472-1502</u>  | Number of Initial Grant & Contract Awards   |
|    | <u>\$ 1,015,042.44</u> | Value of Awards   |
| b. | <u>1991 1503-1514</u>  | Number of Fiscal Amendments to Grant and Contract Awards (Increasing or Decreasing by \$10,000) |
|    | <u>\$ 685,095.00</u>   | Total of Increased Funding  |
|    | <u>\$( 21,252.92)</u>  | Total of Reduced Funding  |

## U. T. BOARD OF REGENTS' MEETING

October 11, 1991

## AMENDMENTS TO THE 1991 OPERATING BUDGET

TRANSFERS OF FUNDSRBC

## COLLEGE OF NATURAL SCIENCES

## Botany

1. Amount of Transfer: \$160,000 216  
 From: Office of the Dean-Special Equipment  
 To: Start up Funds-Jansen  
 To provide funds for the purchase of equipment.

## COLLEGE OF BUSINESS ADMINISTRATION

## Office of the Dean

2. Amount of Transfer: \$105,000 214  
 From: Professional Continuing Education Option II  
 To: Graduate Business Placement and Council Fee (\$25,000),  
 Office of the Dean Revolving Fund (\$80,000)  
 To transfer funds to provide for interunit services and operations.

## GENERAL LIBRARIES

3. Amount of Transfer: \$105,141 211  
 From: Library Special Programs Maintenance and Operation  
 To: Library Special Maintenance and Operation  
 To transfer related funds to the General Libraries principal  
 operating accounts.

## PHYSICAL PLANT

## Custodial Services

4. Amount of Transfer: \$130,000 188  
 From: Building Maintenance IDT Credits  
 To: Maintenance and Operation  
 To provide operating funds for the remainder of this fiscal year.

## Balcones Research Center Building Maintenance

5. Amount of Transfer: \$140,000 189  
 From: Balcones Research Center Building Maintenance IDT Credits  
 (\$130,000), Balcones Research Center Support Services (\$10,000)  
 To: Maintenance and Operation  
 To provide operating funds for the remainder of this fiscal year.

## PHYSICAL PLANT (continued)

Maintenance	
6. Amount of Transfer: \$800,000	190
From: Building Maintenance IDT Credits	
To: Maintenance and Operation	
To provide operating funds for the remainder of this fiscal year.	
7. Amount of Transfer: \$225,000	191
From: Building Maintenance IDT Credits	
To: Wages	
To provide operating funds for the remainder of this fiscal year.	
Automotive Shop	
8. Amount of Transfer: \$225,000	192
From: Support Services IDT Credits	
To: Maintenance and Operation	
To provide operating funds for the remainder of this fiscal year.	
Transportation	
9. Amount of Transfer: \$100,000	193
From: Support Services IDT Credits	
To: Maintenance and Operation	
To provide operating funds for the remainder of this fiscal year.	
DESIGNATED FUNDS	
10. Amount of Transfer: \$2,000,000	220
From: General Fee Miscellaneous Income	
To: Project 102-730 - Other sources (\$977,123), Project 012-621C - Other Sources (\$1,022,877)	
To transfer funds for General Fee to fund project 102-731, purchase of office building.	
AUXILIARY ENTERPRISES	
Intercollegiate Athletics for Men	
11. Amount of Transfer: \$280,000	209
From: Income	
To: Bellmont Renovation	
To fund Bellmont renovation project.	
PLANT FUNDS	
12. Amount of Transfer: \$160,000	213
From: Major Repair, Remodeling, Equipment-Unallocated	
To: TNH-Student Learning Center	
To provide funds for a computer lab in Townes Hall (Fifth floor).	

PLANT FUNDS (continued)

389

13. Amount of Transfer: \$115,000 212

From: Pooled Interest Earned on Construction Funds-Unallocated

To: GSB-Renovate Fifth Floor

To provide funds for miscellaneous renovations on the fifth floor of the Graduate School of Business.

14. Amount of Transfer: \$228,000 215

From: Improvements, Remodeling, Major Repairs

To: SFA-Miscellaneous Repairs

To provide funds for miscellaneous renovations in the Student Financial Aid Building.

UNIVERSITY INTERSCHOLASTIC LEAGUE

15. Amount of Transfer: \$200,000 218

From: Athletic and Academic Contests

To: Building Funds

Funds are to be placed in a savings fund to eventually be used for construction of a new building for the University Interscholastic League.

16. Amount of Transfer: \$440,000 217

From: Athletic and Academic Contests

To: General Fee

Funds are from reimbursement of general operating expenses incurred in preparation of state athletic and academic tournaments.



OFFICE OF THE PRESIDENT

390

THE UNIVERSITY OF TEXAS AT BROWNSVILLE

1614 Ridgely Road • Brownsville, Texas 78520-4991 • TEL (512) 982-0110 • FAX (512) 982-0115

September 4, 1991

Dr. James P. Duncan  
Executive Vice Chancellor  
for Academic Affairs  
The University of Texas System  
601 Colorado Street  
Austin, Texas 78701

Attn: System Budget Office

Dear Dr. Duncan:

The docket for the October 11, 1991 meeting of the Board of Regents is submitted for your recommendation and presentation to the Board.

I recommend approval.

Sincerely,

A handwritten signature in black ink, appearing to read "Homer J. Pena".

Homer J. Pena  
President

HJP:



TABLE OF CONTENTS

Page No.

Contracts and Grants for Research, Development, Clinical  
and Educational Services

Funds Coming In . . . . . B-3

Amendments to the 1991 Budget . . . . . B-4

U. T. BOARD OF REGENTS' MEETING

OCTOBER 11, 1991

CONTRACTS AND GRANTS FOR RESEARCH, DEVELOPMENT, CLINICAL AND EDUCATIONAL SERVICES

Since the Docket for the previous meeting of the U. T. Board of Regents, the following activity has taken place with regard to Contracts and Grants for Research, Development, Clinical and Educational Services:

FUNDS COMING IN

- I. Non-Governmental, State and Local Government and Federal Government Contracts and Grants
  - a. 1991 B 1-2                      Number of Initial Grant and Contract Awards  
    \$101,370.00                      Value of Awards
  - b. \_\_\_\_\_                      Number of Fiscal Amendments to Grant and Contract Awards (Increasing or Decreasing by \$10,000)  
    \$ \_\_\_\_\_                      Total of Increased Funding  
    \$ \_\_\_\_\_                      Total of Reduced Funding

FUNDS GOING OUT

- II. Non-Governmental, State and Local Government and Federal Government Contracts and Grants
  - a. \$ \_\_\_\_\_                      Number of Initial Grant and Contract Awards  
    \_\_\_\_\_                      Value of Awards
  - b. \_\_\_\_\_                      Number of Fiscal Amendments to Grant and Contract Awards (Increasing or Decreasing by \$10,000)  
    \$ \_\_\_\_\_                      Total of Increased Funding  
    \$ \_\_\_\_\_                      Total of Reduced Funding

U. T. BOARD OF REGENTS' MEETING

OCTOBER 11, 1991

AMENDMENTS TO THE 1991 BUDGET

TRANSFERS OF FUNDS

RBC

91 Tex Prep/JTPA

1. Amount of Transfer: \$18,065.00

013

From: Cameron County Private Industry Council

To: 91 Tex Prep/JTPA

To set up budget for the 1990-91 Tex Prep/JTPA program.

## THE UNIVERSITY OF TEXAS AT DALLAS

August 27, 1991

Dr. James P. Duncan  
Executive Vice Chancellor  
for Academic Affairs  
The University of Texas System  
301 Colorado Street  
Austin, Texas 78701

Attn: System Budget Office

Dear Dr. Duncan:

The docket for the October 11, 1991 meeting of the Board of Regents is submitted for your recommendation and presentation to the Board.

I recommend approval.

Sincerely,



Robert H. Rufford  
President

RHR:lc

TABLE OF CONTENTS

	<u>Page No.</u>
Gifts from Private Donors and Foundations . . . . .	D- 3
Substantive Catalog Changes . . . . .	D- 4
Purchases from University Employees . . . . .	D- 5
Business Contracts for Services . . . . .	D- 6
Funds Coming In	
Funds Going Out	
Trademark License Agreements . . . . .	D- 7
Contracts and Grants for Research, Development, Clinical and Educational Services	
All Others . . . . .	D- 8
Amendments to the 1991 Budget . . . . . (including faculty and staff appointments and changes in status and transfers of funds within existing budget totals)	D- 9

OCTOBER 11, 1991

## GIFTS FROM PRIVATE DONORS AND FOUNDATIONS

The following gifts have been received and are recommended for acceptance by the U. T. Board of Regents:

<u>Donor</u>	<u>Purpose</u>	<u>Amount</u>
1. Excellence in Education Foundation Mr. J. E. Jonsson Woodlane Plaza, Suite 323 5600 W. Lovers Lane Dallas, Texas 75209	Austin College 3+2 Honors Program	\$ 75,502.00
2. Excellence in Education Foundation Mr. J. E. Jonsson Woodlane Plaza, Suite 323 5600 W. Lovers Lane Dallas, Texas 75209	Erik Jonsson School of Engineering and Computer Science	3,200,000.00
3. Mr. Cecil H. Green 3525 Turtle Creek Boulevard Apartment 20-A Dallas, Texas 75219	Construction of the Cecil and Ida M. Green Center for the Study of Science and Society	200,000.00
4. MCI Telecommunications Corporation Jerry H. Hogan Vice President Network Provisioning 2400 N. Glenville Drive Richardson, Texas 75082	Purchase of IBM PC's for the mathematics/statistical lab	50,000.00
5. The Eugene McDermott Foundation Mrs. Eugene McDermott 3808 Euclid Avenue Dallas, Texas 75205	Enhancement for the Eugene McDermott Library	66,000.00

OCTOBER 11, 1991

## SUBSTANTIVE CATALOG CHANGES

The following listing summarizes the substantive changes proposed to the catalog of The University of Texas at Dallas. These catalog changes have been administratively approved by the appropriate Executive Vice Chancellor.

## Undergraduate Catalog for 1991-92

<u>Page Number(s)</u>	<u>Summary of Proposed Substantive Change</u>
36-39	Increase in General Use Fee from \$6 to \$8 per semester credit hour (per Senate Bill 887)

## Graduate Catalog for 1991-92

<u>Page Number(s)</u>	<u>Summary of Proposed Substantive Change</u>
30-33	Increase in General Use Fee from \$6 to \$8 per semester credit hour (per Senate Bill 887)

OCTOBER 11, 1991

PURCHASES FROM UNIVERSITY EMPLOYEES

1. Item Purchased: Spanish Translation Services  
Amount: per contract  
Employee Name: Humberto Perez  
Department: Physical Plant  
Explanation: Perez Servicios Hispanos was the best qualified local bidder for Spanish translation services for the University Library's Corporate Information Service. (not to exceed \$6,000 in a normal year)



## U. T. BOARD OF REGENTS' MEETING

OCTOBER 11, 1991

## BUSINESS CONTRACTS FOR SERVICES

## (FUNDS COMING IN)

The following contracts have been awarded, have been administratively approved by the appropriate Executive Vice Chancellor, and are recommended for ratification by the U. T. Board of Regents:

1. Agency: CompuFile, Incorporated  
A Texas Corporation  
Funds: \$2,831.84  
Period: February 1, 1991 through December 31, 1991  
Title/Description: Lease approximately 561.97 square feet in Advanced Technology Innovation Center
2. Agency: Delta Med Corporation  
A Delaware Corporation  
Funds: \$15,849.15  
Period: July 1, 1991 through June 30, 1992  
Title/Description: Lease approximately 7,280 square feet in Advanced Technology Innovation Center
3. Agency: Digital Computer Integration Corporation  
A Texas Corporation  
Funds: \$5,475.96  
Period: June 1, 1991 through May 31, 1992  
Title/Description: Lease approximately 995.6 square feet in Advanced Technology Innovation Center
4. Agency: Polatomic, Incorporated  
A Texas Corporation  
Funds: \$9,570.00  
Period: March 1, 1991 through February 29, 1992  
Title/Description: Lease approximately 1,740 square feet in Advanced Technology Innovation Center
5. Agency: Visual Data Systems, Inc.  
A Texas Corporation  
Funds: \$3,928.92  
Period: February 1, 1991 through January 31, 1992  
Title/Description: Lease approximately 714.36 square feet in Advanced Technology Innovation Center
6. Agency: YWCA of Metropolitan Dallas  
Funds: per contract  
Period: September 1, 1990 through August 31, 1992  
Title/Description: Extension of the Child Care Service Contract

## (FUNDS GOING OUT)

7. Agency: MACVAC  
Funds: \$1,115 per month  
Period: January 1, 1991 through December 31, 1994  
Title/Description: Supplement to the lease at One Energy Square for lease of additional basement storage for the Geological Information Library
- Agency: MACVAC  
Funds: \$11,312.63  
Period: May 15, 1991 through December 31, 1994  
Title/Description: Decrease the amount of space leased at One Energy Square for the Geological Information Library

OCTOBER 11, 1991

TRADEMARK LICENSE AGREEMENTS

The following agreements have been awarded and are recommended for approval by the U. T. Board of Regents. All product approvals are in accordance with Paragraphs 10.1(C) and (D) and 11.1 of the Trademark Agreement.

1. Licensee: Eiden, Inc.  
Elmhurst, Illinois 60126  
Fee-Royalty: \$50.00, 6%  
Period: June 1, 1991 through December 31, 1993  
Description: Acrylic Desk Clocks
  
2. Licensee: J & M Sportswear, Inc.  
Overland Park, Kansas 66223  
Fee-Royalty: \$100.00, 7%  
Period: August 1, 1991 through December 31, 1993  
Description: Wearing apparel, which includes Jackets, Pants, Shorts and other apparel

U. T. BOARD OF REGENTS' MEETING

OCTOBER 11, 1991

CONTRACTS AND GRANTS FOR RESEARCH, DEVELOPMENT, CLINICAL  
AND EDUCATIONAL SERVICES

Since the Docket for the previous meeting of the U. T. Board of Regents, the following activity has taken place with regard to Contracts and Grants for Research, Development, Clinical and Educational Services:

FUNDS COMING IN

- I. Non-Governmental, State and Local Government and Federal Government Contracts and Grants
  - a. 1991 D 92-130 Number of Initial Grant and Contract Awards  
 \$ 2,091,175 Value of Awards
  - b. 1991 D 131-132 Number of Fiscal Amendments to Grant and Contract Awards (Increasing or Decreasing by \$10,000)  
 \$ 132,271 Total of Increased Funding  
 \$ None Total of Reduced Funding

FUNDS GOING OUT

- II. Non-Governmental, State and Local Government and Federal Government Contracts and Grants
  - a. 1991 D 133-134 Number of Initial Grant and Contract Awards  
 \$ 15,100 Value of Awards
  - b. 1991 D 135 Number of Fiscal Amendments to Grant and Contract Awards (Increasing or Decreasing by \$10,000)  
 \$ 14,000 Total of Increased Funding  
 \$ None Total of Reduced Funding

THE UNIVERSITY OF TEXAS AT DALLAS  
U. T. BOARD OF REGENTS' MEETING  
OCTOBER 11, 1991

402

AMENDMENTS TO THE 1991 BUDGET

TRANSFERS OF FUNDS

RBC

SPECIAL ITEMS

1. Amount of Transfer: \$6,184 019

From: Texas Higher Education Coordinating Board

To: Research Assistants (\$4,900)  
Staff Benefits (\$784)  
Travel (\$500)

An additional TARP grant to support Claudia Villarreal

2. Amount of Transfer: \$4,936 020

From: Texas Higher Education Coordinating Board

To: Research Assistants

An additional TARP grant to support Yvette M. Munoz

## THE UNIVERSITY OF TEXAS AT EL PASO

September 3, 1991

Dr. James P. Duncan  
Executive Vice Chancellor  
for Academic Affairs  
The University of Texas System  
501 Colorado Street  
Austin, Texas 78701

Attn: System Budget Office

Dear Dr. Duncan:

The docket for the October 11, 1991 meeting of the Board of Regents is submitted for your recommendation and presentation to the Board.

I recommend approval.

Sincerely,



Diana Natalicio  
President

DN:lda

TABLE OF CONTENTS

	<u>Page No.</u>
Gifts from Private Donors and Foundations . . . . .	EP-3
Substantive Catalog Changes . . . . .	EP-4
Business Contracts for Services . . . . .	EP-5
Funds Coming In	
Funds Going Out	
Construction Contracts of \$300,000 or Less	
Standard Affiliation Agreements . . . . .	EP-8
Trademark License Agreements . . . . .	EP-9
Software License Agreement . . . . .	EP-10
Contracts and Grants for Research, Development, Clinical and Educational Services	
Over \$500,000 (Fund Coming In and/or Funds Going Out) . . . . .	EP-11
All Others . . . . .	EP-12
Amendments to the 1991 Budget . . . . .	EP-13
(including faculty and staff appointments and changes in status and transfers of funds within existing budget totals)	

U. T. BOARD OF REGENTS' MEETING

OCTOBER 11, 1991

GIFTS FROM PRIVATE DONORS AND FOUNDATIONS

The following gifts have been received and are recommended for acceptance by the U. T. Board of Regents:

<u>Donor</u>	<u>Purpose</u>	<u>Amount</u>
1. Burlington Resources Foundation Attn: Mr. Donald North, President 999 Third Avenue Seattle, WA 98104	The 1991 Excellence Fund For the El Paso Natural Gas Company/Burlington Resources Foundation Art Fund (For Equipment)	\$ 75,000.00*

\*No letter of transmittal from the donor

## U. T. BOARD OF REGENTS' MEETING

OCTOBER 11, 1991

## SUBSTANTIVE CATALOG CHANGES

The following listing summarizes the substantive changes proposed to the graduate catalog of The University of Texas at El Paso. These catalog changes have been administratively approved by the appropriate Executive Vice Chancellor.

## Graduate Catalog for 1990-91

<u>Page Number(s)</u>	<u>Summary of Proposed Substantive Change</u>
11	Change in policy - Use of GRE as admission criterion in keeping with the Educational Testing Services guidelines. Students are required a score of 500 on the GRE verbal scale and 500 on the GRE analytical scale; applicants with lower scores may be accepted if other prerequisites are met with distinction as determined by the departmental graduate committee.
49	Addition of new Doctor of Philosophy degree with a major in Electrical Engineering as approved by Board of Regents, April 14, 1988.
53	Name change of existing major in Metallurgical Engineering leading to Master of Science degree to a major in Metallurgical and Materials Engineering as approved, April, 1991.



## U. T. BOARD OF REGENTS' MEETING

OCTOBER 11, 1991

## BUSINESS CONTRACTS FOR SERVICES

## (FUNDS COMING IN)

The following contracts have been awarded, have been administratively approved by the appropriate Executive Vice Chancellor, and are recommended for ratification by the U. T. Board of Regents:

1. Agency: AVS Food Services  
Funds: As per contract  
Period: September 1, 1991 through August 31, 1993  
Title/Description: Option Renewal Contract to provide candy and snack vending machines on campus.
2. Agency: Sun Carnival Association  
Funds: As per contract  
Period: June 1, 1990 through March 2, 1994  
Title/Description: For the production of a Sun Carnival Association Basketball Tournament to be held each year.
3. Agency: D&F Communications/KROD-AM  
Funds: As per contract  
Period: September 1, 1991 through August 31, 1994  
Title/Description: KROD-AM to broadcast football and basketball games.

## (FUNDS GOING OUT)

4. Agency: Computer Cheque of El Paso  
Funds: As per contract  
Period: September 1, 1991 through August 31, 1993  
Title/Description: To provide check verification and collection services.
5. Agency: Sara Care Child Care Center, Inc.  
Funds: As per contract  
Period: September 1, 1991 through August 31, 1992  
Title/Description: Option Renewal Contract for the continued operation of the child care facility for the children and dependents of the University's students, faculty and staff.
6. Agency: Austin Children's Museum  
Funds: \$1,400  
Period: October 7, 1991 through November 17, 1991  
Title/Description: Loan of an exhibit entitled "MAGIC OF FACES".
7. Agency: Marubeni International Electronics, Inc.  
Funds: As Per Letter of Agreement  
Period: June 1, 1991 through May 31, 1994  
Title/Description: Cooperative agreement to provide discount in purchasing equipment and necessary items; installation and training; modifications and upgrade to equipment; maintenance to equipment; and supply project manager.
8. Agency: SESAC, Inc.  
Funds: As Per Contract Each Year  
Period: January 1, 1990 through successive periods of five (5) years  
Title/Description: Performance License Agreement.
9. Agency: Goodwin Engineering, Inc.  
Funds: \$3,270  
Period: July 26, 1991 through August 23, 1991  
Title/Description: To perform professional engineering services for a Bath House - Swimming Pool System Project.

U. T. BOARD OF REGENTS' MEETING

OCTOBER 11, 1991

BUSINESS CONTRACTS FOR SERVICES

(CONTINUED)

10. Agency: Environmental Consultants  
 Funds: \$14,600  
 Period: August 16, 1991 to Completion of Projects  
 Title/Description: To provide management services for the removal of underground storage tanks at three locations and to verify existence of underground storage tanks at one location and management services for removal if verified.

MINOR CONSTRUCTION PROJECTS, as authorized by U. T. Board of Regents' Rules and Regulations, Part Two, Chapter VIII, Section 2 (Projects previously approved by the Board of Regents and/or those for Minor Repair and Remodeling for \$300,000.00 or less.)

11. Contractor: High Point Electric  
 Amount: Orig. Amt.: \$199,900.00  
 Incr. Amt.: 28,583.11  
 Incr. Amt.: 15,511.62  
 Incr. Amt.: 17,619.10  
 Incr. Amt.: 1,085.81  
 Decr. Amt.: (2,940.00)  
\$ 259,759.64  
 Source of Funds: Permanent University Funds  
 Date of Contract: July 3, 1990  
 Estimated Completion Date: May 16, 1991  
 Project Title: Fire Alarms General Campus  
 Brief Description: Install new alarm systems in five (5) buildings and tie all existing alarm systems to central remote printer located at the campus Police station.

12. Contractor: R.D. Lowman General Contractor  
 Amount: Orig. Amt.: \$209,500.00  
 Incr. Amt.: 56,499.00  
 Incr. Amt.: 7,900.00  
\$273,899.00  
 Source of Funds: Permanent University Funds  
 Date of Contract: May 10, 1991  
 Estimated Completion Date: September 15, 1991  
 Project Title: Liberal Arts Center for Instructional Technology  
 Brief Description: Remodel the fourth floor of the Liberal Art Building to house the Center for Instructional Technology.

U. T. BOARD OF REGENTS' MEETING

OCTOBER 11, 1991

BUSINESS CONTRACTS FOR SERVICES

(CONTINUED)

13. Contractor:	Van Haselen Construction Co., Inc.
Amount:	Orig. Amt.: \$199,100.00
	Incr. Amt.: 54,142.60
	Incr. Amt.: 21,000.00
	<u>\$274,242.60</u>
Source of Funds:	Permanent University Funds
Date of Contract:	May 30, 1991
Estimated Completion Date:	September 30, 1991
Project Title:	New Sports Field
Brief Description:	Perform all earthwork necessary to provide parking areas and soccer field. Install sprinkler systems for field.

## U. T. BOARD OF REGENTS' MEETING

OCTOBER 11, 1991

## STANDARD AFFILIATION AGREEMENTS

The agreements recommended for approval by the U. T. Board of Regents are based on the model agreement adopted on December 16, 1977.

1. Facility: William Beaumont Army Medical Center  
El Paso, Texas  
Date: July 1, 1991  
Purpose: To provide Clinical related activities and educational experiences for UTEP Nursing and Allied Health Program in Speech-Language Pathology students.
2. Facility: San Elizario Independent School District San Elizario, Texas  
Date: July 23, 1991  
Purpose: To provide nursing related educational experiences for UTEP Nursing and Allied students.
3. Facility: Rio Vista Rehabilitation Hospital  
d/b/a Rehabilitation Hospital Services Corporation  
El Paso, Texas  
Date: April 9, 1990  
Purpose: To provide in-patient and out-patient rehabilitation related educational activities for UTEP College of Nursing and Allied Health Speech Pathology and Audiology students.
4. Facility: Laven and Associates  
El Paso, Texas  
Date: April 9, 1990  
Purpose: To provide Journalism, Advertising, and Public Relations related educational experiences for Advertising/Public Relation UTEP students.

## U. T. BOARD OF REGENTS' MEETING

OCTOBER 11, 1991

## TRADEMARK LICENSE AGREEMENTS

The following agreements have been awarded and are recommended for approval by the U. T. Board of Regents. All product approvals are in accordance with Paragraphs 10.1(C) and (D) and 11.1 of the Trademark Agreement.

1. Licensee: Gavin Group, Inc.  
4-B Center Road  
Old Saybrook, Connecticut 06475  
Fee-Royalty: \$100, 7%  
Period: April 1, 1991 through December 31, 1993  
Description: All types of wearing apparel.
2. Licensee: Dura-Force, Inc.  
6831 East Fifth Avenue, Suite B  
Scottsdale, Arizona 85251  
Fee-Royalty: \$50.00, 6%  
Period: August 1, 1991 through December 31, 1993  
Description: Multi-purpose containers: thermos bottles, ice chests, coolers, squeeze bottles/drink bottles.
3. Licensee: Suncraft Graphics, Inc.  
d/b/a Suncraft Sportswear  
Fee-Royalty: \$100.00, 7%  
Period: June 1, 1991 through December 31, 1993.  
Description: Screenprinted apparel.
4. Licensee: Elden, Inc.  
612 Lamont Road  
Elmhurst, Ill. 60126  
Fee-Royalty: \$50.00, 6%  
Period: June 1, 1991 through December 31, 1993  
Description: Acrylic Desk Clocks.
5. Licensee: KOZA'S, Inc.  
2910 South Main  
Pearland, Texas 77581  
Fee-Royalty: \$100.00, 7%  
Period: May 1, 1991 through December 31, 1993  
Description: Screenprinted apparel including all types of clothing.
6. Licensee: Little King Manufacturing Company, Inc.  
238 East Walnut  
Alamo, Tennessee 38001  
Fee-Royalty: \$100.00, 7%  
Period: January 1, 1991 through December 31, 1993  
Description: Apparel, which includes but is not limited to: Cheerleader outfits, Warm-up outfits (various styles, shorts, shirts).
7. Licensee: Thermo-Serv., Inc.  
3901 Pipestone Road  
Dallas, Texas 75212  
Fee-Royalty: \$50, 6%  
Period: August 1, 1991 through December 31, 1993  
Description: Insulated Plastic Mugs, Cups, Steins and Tumblers.

U. T. BOARD OF REGENTS' MEETING

OCTOBER 11, 1991

SOFTWARE LICENSE AGREEMENTS

The following agreement has been awarded and is recommended for approval by the U.T. Board of Regents:

1. Licensee: Software AG of North America, Inc.  
11190 Sunrise Valley Drive  
Reston, VA 22091
- Fee-Royalty: As defined in the U.T. System Software License Agreement  
with Software AG.
- Period: through
- Description: Complete set of programs which accomplishes specific  
business functions and interfaces to the UTEP financial  
accounting application sub-systems.

## U. T. BOARD OF REGENTS' MEETING

OCTOBER 11, 1991

## CONTRACTS OR GRANTS OVER \$500,000

## (FUNDS COMING IN)

The following contracts or grants in an amount over \$500,000, have been awarded, have been administratively approved by the appropriate Executive Vice Chancellor, and are recommended for approval by the U. T. Board of Regents.

1. Grantor: W. K. Kellogg Foundation  
 No.: Award Letter Dated 07/01/91  
 New Funds: \$6,000,000  
 Current Period: September 1, 1991 to August 31, 1995  
 Title/Description: Community Partnership in Health Education: The El Paso Institute for Community Health.
2. Grantor: National Institute of General Medical Sciences  
 No.: MPRC-B 2506GM08012-21  
 New Funds: \$794,401  
 Current Period: June 5, 1991 through May 31, 1992  
 Title/Description: Minority Biomedical Research Support Program at The University of Texas at El Paso.
3. Grantor: General Services Administration  
 No.: Grant # GS-00P-91-BQ-G-020  
 New Funds: \$1,730,750  
 Current Period: October 1, 1990 through September 30, 1993  
 Title/Description: Strategic Materials Research Project.
4. Grantor: U.S. Environmental Protection Agency  
 No.: CR8182906-01-0  
 New Funds: \$1,900,000  
 Current Period: March 1, 1991 through February 29, 1996  
 Title/Description: Proposal for the Establishment of the Southwest Center for Environmental Research

U. T. BOARD OF REGENTS' MEETING

OCTOBER 11, 1991

CONTRACTS AND GRANTS FOR RESEARCH, DEVELOPMENT, CLINICAL AND EDUCATIONAL SERVICES

Since the Docket for the previous meeting of the U. T. Board of Regents, the following activity has taken place with regard to Contracts and Grants for Research, Development, Clinical and Educational Services:

(FUNDS COMING IN)

I. Non-Governmental, State and Local Government and Federal Government Contracts and Grants

A.	<u>1991 EP 120-152</u>	Number of Initial Grant and Contract Awards
	<u>\$ 1,295,512.57</u>	Value of Awards
B.	<u>1991 EP 153-159</u>	Number of Fiscal Amendments to Grant and Contract Awards Increasing or Decreasing by \$10,000)
	\$ 555,532	Total of Increased Funding
	<u>\$ 40,000</u>	Total of Reduced Funding

FUNDS GOING OUT

II. Non-Governmental, State and Local Government and Federal Government Contract and Grants

A.	<u>1991 EP 160-164</u>	Number of Initial Grant and Contract Awards
	<u>\$ 82,840</u>	Value of Awards
B.	<u>1991 EP None</u>	Number of Fiscal Amendments to Grant and Contract Awards (Increasing or Decreasing by \$10,000)
	None	Total of Increased Funding
	<u>None</u>	Total of Reduced Funding



U. T. BOARD OF REGENTS' MEETING

OCTOBER 11, 1991

AMENDMENTS TO THE 1991 BUDGET

The term "rate" for academic institutions is the full-time nine-month base rate and for health institutions is the full-time twelve month base rate; for all other personnel it is the full-time rate, the appointee receiving a proportionate amount depending upon the fraction of time for which he is appointed and the period of his appointment. Source of funds for payment of salaries, unless otherwise shown, is the departmental salaries account.

<u>Item, Department, Title, Name</u>	<u>Effective Date</u>	<u>% Time</u>	<u>Full-time Salary</u>		<u>RBC</u>
			<u>No. Mos.</u>	<u>Rate</u>	
<u>APPOINTMENTS, PROMOTIONS, AND SALARY INCREASES</u>					
PHYSICAL PLANT OPERATION AND MAINTENANCE					
General Services					
Director					
1. Juan Ontiveros	5/06	100	12	45,000	36

## U. T. BOARD OF REGENTS' MEETING

OCTOBER 11, 1991

AMENDMENTS TO THE 1991 BUDGET  
(Continued)TRANSFERS OF FUNDSRBC

## AUXILIARY SERVICES

Special Shows and Events

2. Amount of Transfer: \$287,726

37

From: Magoffin Shows-(\$23,500)  
 UTEP Basketball (Home)-(\$1,574)  
 Campus Events-(\$68,200)  
 Roads Shows-\$390,000  
 High School Events-\$(9,000)

Total: \$287,726.00

To: Special Shows and Events-Salaries-(\$11,064.00)  
 Special Shows and Events-Wages-(\$2,829.00)  
 Special Shows and Events-Maintenance and Operation-\$16,080.00  
 Special Shows and Events-Travel-(\$3,000.00)  
 Special Shows and Events-Utilities-(\$18,554.00)  
 Special Shows and Events-Staff Benefits-\$8,007.45  
 Special Shows and Events-Magoffin Shows-(\$17,139.71)  
 Special Shows and Events-UTEP Basketball-(\$1,914.94)  
 Special Shows and Events-Campus Events-(\$60,522.40)  
 Special Shows and Events-Road Shows-\$368,300.63  
 Special Shows and Events-High School Events-(\$10,767.03)  
 Special Shows and Events-Balance-\$21,129.00

Total: \$287,726.00

Transfer funds to increase Special Shows and Events Budget to reflect increased activity.

The University of Texas  
Pan American

417

Office of the President  
(512) 381-2100

September 3, 1991

Dr. James P. Duncan  
Executive Vice Chancellor  
for Academic Affairs  
The University of Texas System  
601 Colorado Street  
Austin, Texas 78701


Attn: System Budget Office

Dear Dr. Duncan:

The docket for the October 11, 1991 meeting of the Board of Regents is submitted for your recommendation and presentation to the Board.

I recommend approval.

Sincerely,



Miguel A. Nevarez  
President

MAN:m1s

U. T. BOARD OF REGENTS' MEETING

OCTOBER 11, 1991

TABLE OF CONTENTS

	<u>Page No.</u>
Business Contracts for Services . . . . .	PA- 3
Funds Coming In	
Funds Going Out	
Construction Contracts of \$300,000 or Less	
Standard Affiliation Agreements . . . . .	PA- 4
Contracts and Grants for Research, Development, Clinical and Educational Services	
All Others . . . . .	PA- 6

## U. T. BOARD OF REGENTS' MEETING

OCTOBER 11, 1991

## BUSINESS CONTRACTS FOR SERVICES

## (FUNDS COMING IN)

The following contracts have been awarded, have been administratively approved by the appropriate Executive Vice Chancellor, and are recommended for ratification by the U. T. Board of Regents:

1. Agency: Kwik Wash Laundries, Inc.  
 Funds: 57.5% commission on monthly gross receipts  
 Period: September 1, 1991 through August 31, 1993  
 Title/Description: Kwik Wash Laundries, Inc. agrees to furnish laundry machines for Men's and Women's Residence Halls.

MINOR CONSTRUCTION PROJECTS, as authorized by U. T. Board of Regents' Rules and Regulations, Part Two, Chapter VIII, Section 2 (Projects previously approved by the Board of Regents and/or those for Minor Repair and Remodeling for \$300,000.00 or less.)

2. Contractor: Link & Associates, Inc.  
 Amount: \$48,782.00  
 Source of Funds: Institutional Project Funds  
 Date of Contract: July 16, 1991  
 Estimated Completion Date: September 12, 1991  
 Project Title: Women's Shower Renovation, Health and Physical Education I Complex, Phase I  
 Brief Description: Remodeling of the Women's Shower Area in the Health and Physical Education I Complex

## U. T. BOARD OF REGENTS' MEETING

OCTOBER 11, 1991

## STANDARD AFFILIATION AGREEMENTS

The agreements recommended for approval by the U. T. Board of Regents are based on the model agreement adopted on April 12, 1990.

1. Facility: Easter Seal Society of the Rio Grande Valley  
McAllen, Texas  
Date: May 2, 1991  
Purpose: To provide a clinical setting in communication disorders for work related educational experience for The University of Texas-Pan American students
2. Facility: McAllen Medical Center  
McAllen, Texas  
Date: June 3, 1991  
Purpose: To provide a clinical setting in communication disorders for work related educational experience for The University of Texas-Pan American students
3. Facility: Hidalgo County Head Start  
Edinburg, Texas  
Date: June 3, 1991  
Purpose: To provide a clinical setting in dietetics for work related educational experience for The University of Texas-Pan American students
4. Facility: Starr County Memorial Hospital  
Rio Grande City, Texas  
Date: June 19, 1991  
Purpose: To provide a clinical setting in allied health and nursing for work related educational experience for The University of Texas-Pan American students
5. Facility: Knapp Medical Center  
Weslaco, Texas  
Date: June 19, 1991  
Purpose: To provide a clinical setting in physical therapy for work related educational experience for The University of Texas-Pan American students
6. Facility: Retama Manor  
McAllen, Texas  
Date: June 24, 1991  
Purpose: To provide a clinical setting in allied health and nursing for work related educational experience for The University of Texas-Pan American students
7. Facility: Physical Therapy Services, Inc.  
Corpus Christi, Texas  
Date: July 1, 1991  
Purpose: To provide a clinical setting in physical therapy for work related educational experience for The University of Texas-Pan American students
8. Facility: Knapp Medical Center  
Weslaco, Texas  
Date: July 15, 1991  
Purpose: To provide a clinical setting in allied health and nursing for work related educational experience for The University of Texas-Pan American students

U. T. BOARD OF REGENTS' MEETING

OCTOBER 11, 1991

STANDARD AFFILIATION AGREEMENTS

(Continued)

9. Facility: Easter Seal Society of the Rio Grande Valley  
McAllen, Texas  
Date: July 18, 1991  
Purpose: To provide a clinical setting in communication disorders for work related educational experience for The University of Texas-Pan American students

U. T. BOARD OF REGENTS' MEETING

OCTOBER 11, 1991

CONTRACTS AND GRANTS FOR RESEARCH, DEVELOPMENT, CLINICAL AND EDUCATIONAL SERVICES

Since the Docket for the previous meeting of the U. T. Board of Regents, the following activity has taken place with regard to Contracts and Grants for Research, Development, Clinical and Educational Services:

FUNDS COMING IN

- I. Non-Governmental, State and Local Government and Federal Government Contracts and Grants
  - a. 1991 PA 49-62                      Number of Initial Grant and Contract Awards  
\$8,752,357.44                      Value of Awards
  - b. None                                      Number of Fiscal Amendments to Grant and Contract Awards (Increasing or Decreasing by \$10,000)  
\$ None                                      Total of Increased Funding  
\$ None                                      Total of Reduced Funding

FUNDS GOING OUT

- II. Non-Governmental, State and Local Government and Federal Government Contracts and Grants
  - a. 1991 PA 63-65                      Number of Initial Grant and Contract Awards  
\$ 45,072.68                      Value of Awards
  - b. None                                      Number of Fiscal Amendments to Grant and Contract Awards (Increasing or Decreasing by \$10,000)  
\$ None                                      Total of Increased Funding  
\$ None                                      Total of Reduced Funding



September 3, 1991

Dr. James P. Duncan  
Executive Vice Chancellor  
for Academic Affairs  
The University of Texas System  
601 Colorado Street  
Austin, Texas 78701

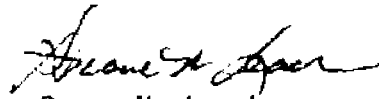
Attn: System Budget Office

Dear Dr. Duncan:

The docket for the October 11, 1991 meeting of the Board of Regents is submitted for your recommendation and presentation to the Board.

I recommend approval.

Sincerely,



Duane M. Leach  
President

DML:kw

U. T. BOARD OF REGENTS' MEETING

OCTOBER 11, 1991

TABLE OF CONTENTS

	<u>Page No.</u>
Gifts from Private Donors and Foundations . . . . .	PB- 3
Business Contracts for Services . . . . .	PB- 4
Funds Coming In	
Trademark License Agreements . . . . .	PB- 5

## U. T. BOARD OF REGENTS' MEETING

OCTOBER 11, 1991

## GIFTS FROM PRIVATE DONORS AND FOUNDATIONS

The following gifts have been received and are recommended for acceptance by the U. T. Board of Regents:

<u>Donor</u>	<u>Purpose</u>	<u>Amount</u>
1. Mrs. W. D. Noel P. O. Box 3908 Odessa, Texas 79760	Special Properties Upkeep	\$ 50,000.00*

\*No letter of transmittal from the donor

U. T. BOARD OF REGENTS' MEETING

OCTOBER 11, 1991

BUSINESS CONTRACTS FOR SERVICES

(FUNDS COMING IN)

The following contracts have been awarded, have been administratively approved by the appropriate Executive Vice Chancellor, and are recommended for ratification by the U. T. Board of Regents:

1. Agency: Texas Refreshments  
Funds: Percentage varies for individual items  
Period: September 1, 1991 through August 31, 1993  
Title/Description: Texas Refreshments agrees to furnish and service food and beverage vending machines on the campus

U. T. BOARD OF REGENTS' MEETING

OCTOBER 11, 1991

TRADEMARK LICENSE AGREEMENTS

The following agreements have been awarded and are recommended for approval by the U. T. Board of Regents. All product approvals are in accordance with Paragraphs 10.1(C) and (D) and 11.1 of the Trademark Agreement.

1. Licensee: J & M Sportswear, Inc.  
Overland Park, Kansas 66223
- Fee-Royalty: \$50, 7%
- Period: August 1, 1991 through December 31, 1993
- Description: Design of Seal for wearing apparel, which includes  
Jackets, Pants, Shorts and other apparel.

## THE UNIVERSITY OF TEXAS AT SAN ANTONIO

September 3, 1991

Dr. James P. Duncan  
Executive Vice Chancellor  
for Academic Affairs  
The University of Texas System  
601 Colorado Street  
Austin, Texas 78701

Attn: System Budget Office

Dear Dr. Duncan:

The docket for the October 11, 1991 meeting of the Board of Regents is submitted for your recommendation and presentation to the Board.

I recommend approval.

Sincerely,

  
Samuel A. Kirkpatrick  
President

SAK:dmc

U. T. BOARD OF REGENTS' MEETING

OCTOBER 11, 1991

TABLE OF CONTENTS

	<u>Page No.</u>
Business Contracts for Services . . . . .	SA- 3
Funds Coming In	
Funds Going Out	
Construction Contracts of \$300,000 or Less	
Trademark License Agreements . . . . .	SA- 4
Contracts and Grants for Research, Development, Clinical and Educational Services	
Over \$500,000 (Fund Coming In and/or Funds Going Out) . . . . .	SA- 5
All Others . . . . .	SA- 6
Amendments to the 1991 Budget . . . . .	SA- 7
(including faculty and staff appointments and changes in status and transfers of funds within existing budget totals)	
Other Fiscal Items . . . . .	SA-10

## U. T. BOARD OF REGENTS' MEETING

OCTOBER 11, 1991

## BUSINESS CONTRACTS FOR SERVICES

## (FUNDS GOING OUT)

The following contracts have been awarded, have been administratively approved by the Executive Vice Chancellor for Academic Affairs, and are recommended for ratification by the U. T. Board of Regents:

1. Agency: Aratex Services, Inc.  
Funds: \$77,513 (Two-year estimate)  
Period: September 1, 1991 through August 31, 1993  
Title/Description: Linen and uniform service for The University of Texas at San Antonio
2. Agency: Dover Elevator Company  
Funds: \$74,057.52  
Period: September 1, 1991 through August 31, 1992  
Title/Description: Elevator maintenance service for The University of Texas at San Antonio
3. Agency: Garbage Gobbler  
Funds: \$41,800 (Two-year estimate)  
Period: September 1, 1991 through August 31, 1993  
Title/Description: Waste disposal service for The University of Texas at San Antonio



U. T. BOARD OF REGENTS' MEETING

OCTOBER 11, 1991

TRADEMARK LICENSE AGREEMENTS

The following agreements have been awarded and are recommended for approval by the U. T. Board of Regents. All product approvals are in accordance with Paragraphs 10.1(C) and (D) and 11.1 of the Trademark Agreement.

1. Licensee: Antigua Sportswear, Inc.  
Scottsdale, Arizona 85258  
Fee-Royalty: \$100, 7%  
Period: July 1, 1991 through December 31, 1993  
Description: Apparel and golf accessories
  
2. Licensee: Elden, Inc.  
Elmhurst, Illinois 60126  
Fee-Royalty: \$50, 6%  
Period: June 1, 1991 through December 31, 1993  
Description: Acrylic desk clocks

## U. T. BOARD OF REGENTS' MEETING

OCTOBER 11, 1991

## CONTRACTS OR GRANTS OVER \$500,000

## (FUNDS COMING IN)

The following contracts or grants in an amount over \$500,000, have been awarded, have been administratively approved by the Executive Vice Chancellor for Academic Affairs, and are recommended for approval by the U. T. Board of Regents.

1. Grantor: Howard Hughes Medical Institute  
No.: None  
New Funds: \$650,000  
Current Period: June 25, 1991 through May 31, 1996  
Title/Description: To support the development of undergraduate science education programs in biology and related sciences
  
2. Grantor: Department of Health and Human Services  
National Institute of General Medical Sciences  
No.: 2 S06 GM08194-12  
New Funds: \$879,379  
Current Period: August 1, 1991 through July 31, 1992  
Title/Description: Minorities in Research and Science Achievement Program

U. T. BOARD OF REGENTS' MEETING

OCTOBER 11, 1991

CONTRACTS AND GRANTS FOR RESEARCH, DEVELOPMENT, CLINICAL AND EDUCATIONAL SERVICES

Since the Docket for the previous meeting of the U. T. Board of Regents, the following activity has taken place with regard to Contracts and Grants for Research, Development, Clinical and Educational Services:

FUNDS COMING IN

- I. Non-Governmental, State and Local Government and Federal Government Contracts and Grants
  - a. 1991 SA 78-94      Number of Initial Grant and Contract Awards  
    \$ 1,350,854      Value of Awards
  - b. 1991 SA 95      Number of Fiscal Amendments to Grant and Contract Awards (Increasing or Decreasing by \$10,000)  
    \$ 70,000      Total of Increased Funding  
    \$ None      Total of Reduced Funding

FUNDS GOING OUT

- II. Non-Governmental, State and Local Government and Federal Government Contracts and Grants
  - a. 1991 SA 96-97      Number of Initial Grant and Contract Awards  
    \$ 19,300      Value of Awards
  - b. 1991 SA 98      Number of Fiscal Amendments to Grant and Contract Awards (Increasing or Decreasing by \$10,000)  
    \$ 37,000      Total of Increased Funding  
    \$ None      Total of Reduced Funding

## U. T. BOARD OF REGENTS' MEETING

OCTOBER 11, 1991

## AMENDMENTS TO THE 1991 BUDGET

TRANSFERS OF FUNDSRBC

1. Amount of Transfer: \$142,826.00

9

From: Office of the President  
 Longevity Pay (\$1,540.00)  
 Vice President for Student Affairs  
 Longevity Pay (\$240.00)  
 Vice President for University Advancement  
 Longevity Pay (\$240.00)  
 Vice President for Administration and Planning  
 Longevity Pay (\$1,440.00)  
 Vice President for Academic Affairs  
 Longevity Pay (\$3,060)  
 Vice President for Downtown Operations  
 Longevity Pay (\$984.00)  
 Vice President for Business Affairs  
 Longevity Pay (\$2,060.00)  
 Budget and Financial Planning  
 Longevity Pay (\$1,440.00)  
 Business Manager  
 Longevity Pay (\$780.00)  
 Office of Accounting  
 Longevity Pay (\$1,540)  
 Payroll Office  
 Longevity Pay (\$1,440.00)  
 Personnel Office  
 Longevity Pay (\$2,640.00)  
 Purchasing  
 Longevity Pay (\$2,120.00)  
 Internal Audit  
 Longevity Pay (\$380.00)  
 Dean of Students  
 Longevity Pay (\$1,120.00)  
 Admissions and Registrar  
 Longevity Pay (\$10,140.00)  
 Institutional Analysis  
 Longevity Pay (\$240.00)  
 Development Office  
 Longevity Pay (\$240.00)  
 University Communications  
 Longevity Pay (\$2,480.00)  
 Grants and Contract Administration  
 Longevity Pay (\$240.00)  
 Mail Service  
 Longevity Pay (\$1,680.00)  
 College of Business - Dean's Office  
 Longevity Pay (\$960.00)  
 College of Fine Arts and Humanities - Dean's Office  
 Longevity Pay (\$720.00)  
 College of Social and Behavioral Sciences - Dean's Office  
 Longevity Pay (\$1,720.00)  
 College of Science and Engineering - Dean's Office  
 Longevity Pay (\$2,320.00)  
 Accounting and Information Systems  
 Longevity Pay (\$480.00)  
 Economics and Finance  
 Longevity Pay (\$480.00)  
 Management and Marketing  
 Longevity Pay (\$1,440.00)  
 Art and Architecture  
 Longevity Pay (\$1,000.00)

## U. T. BOARD OF REGENTS' MEETING

OCTOBER 11, 1991

AMENDMENTS TO THE 1991 BUDGET  
(Continued)TRANSFERS OF FUNDSRBC

## 1. Amount of Transfer: \$142,826.00 (Con't)

9

From: Teaching Gallery  
 Longevity Pay (\$1,080.00)  
 English, Classics and Philosophy  
 Longevity Pay (\$500.00)  
 Foreign Languages  
 Longevity Pay (\$900.00)  
 Music  
 Longevity Pay (\$720.00)  
 Behavioral and Cultural Sciences  
 Longevity Pay (\$960.00)  
 Bicultural and Bilingual Studies  
 Longevity Pay (\$880.00)  
 Education  
 Longevity Pay (\$1,340.00)  
 Social and Policy Sciences  
 Longevity Pay (\$720.00)  
 Earth and Physical Sciences  
 Longevity Pay (\$1,200.00)  
 Engineering  
 Longevity Pay (\$240.00)  
 Life Sciences  
 Longevity Pay (\$1,840.00)  
 Mathematics, Computer Science and Statistics  
 Longevity Pay (\$720.00)  
 Instructional Resources  
 Longevity Pay (\$840.00)  
 Library  
 Longevity Pay (\$13,960.00)  
 Institute for Studies in Business  
 Longevity Pay (\$240.00)  
 Center for Archaeological Research  
 Longevity Pay (\$720.00)  
 Physical Plant - Administration  
 Longevity Pay (\$980.00)  
 Physical Plant - General Services  
 Longevity Pay (\$4,640.00)  
 Physical Plant - Central Services  
 Longevity Pay (\$1,770.00)  
 Physical Plant - Safety  
 Longevity Pay (\$720.00)  
 University Police  
 Longevity Pay (\$1,200.00)  
 Physical Plant - Building Maintenance  
 Longevity Pay (\$8,480.00)  
 Physical Plant - Custodial Services  
 Longevity Pay (\$12,020.00)  
 Physical Plant - Grounds Maintenance  
 Longevity Pay (\$4,540.00)  
 Physical Plant - Utilities  
 Longevity Pay (\$7,000.00)  
 ITC Executive Director  
 Longevity Pay (\$696.00)  
 ITC Business Manager  
 Longevity Pay (\$3,760.00)  
 ITC Personnel  
 Longevity Pay (\$620.00)  
 ITC Development  
 Longevity Pay (\$1,044.00)

U. T. BOARD OF REGENTS' MEETING

OCTOBER 11, 1991

AMENDMENTS TO THE 1991 BUDGET  
(Continued)

TRANSFERS OF FUNDS

RBC

1. Amount of Transfer: \$142,826.00 (Con't)

9

From: ITC Educational Programs  
       Longevity Pay (\$1,520.00)  
       ITC Volunteer Programs  
       Longevity Pay (\$800.00)  
       ITC Library  
       Longevity Pay (\$1,200.00)  
       ITC Research  
       Longevity (\$2,720.00)  
       ITC Collections  
       Longevity Pay (\$2,240.00)  
       ITC Productions  
       Longevity Pay (\$1,440.00)  
       ITC Fabrications  
       Longevity Pay (\$1,440.00)  
       ITC Art  
       Longevity Pay (\$1,440.00)  
       ITC Physical Plant Support  
       Longevity Pay (\$1,440.00)  
       ITC Police  
       Longevity Pay (\$3,280.00)  
       ITC Physical Plant Building Maintenance  
       Longevity Pay (\$2,180.00)  
       ITC Physical Plant Custodial Services  
       Longevity Pay (\$1,200.00)  
       ITC Physical Plant Grounds Maintenance  
       Longevity Pay (\$2,180.00)  
       TexPREP  
       Longevity Pay (\$252.00)

To: Longevity Pay (\$142,826.00)

Transfer funds to return longevity pay from various departments to longevity pay account.

2. Amount of Transfer: \$400,000.00

10

From: Parking Operations

To: Unexpended Plant Funds

To fund construction and maintenance of parking lots.

## U. T. BOARD OF REGENTS' MEETING

OCTOBER 11, 1991

## OTHER FISCAL ITEMS

The following agreements have been awarded by U. T. San Antonio, with the concurrence of the Executive Vice Chancellor for Academic Affairs, and are recommended for approval by the U. T. Board of Regents:

1. Item: Men's Baseball Coach
 

Funds: Current salary rate with legislative mandated cost of living increases

Period: June 5, 1991 through May 31, 1992

Description: Agreement for employment of Men's Baseball Coach, James C. Shankle, for the above designated period. During such period, Mr. Shankle shall perform such duties and responsibilities as may be assigned from time to time by the Athletic Director. His performance shall be subject to periodic review by the Athletic Director and, at his discretion, he may be relieved of duties as Men's Baseball Coach and assigned to other duties within the Athletic Department for the period remaining under this agreement. Such employment under this agreement is subject to the Constitution and Bylaws of the National Collegiate Athletic Association and the Southland Conference, the Rules and Regulations of the Board of Regents of The University of Texas System and The University of Texas at San Antonio. The violation of the provisions of such constitution, bylaws, rules or regulations shall be grounds for appropriate disciplinary action, including suspension without pay or dismissal.
  
2. Item: Women's Softball Coach
 

Funds: Current salary rate with legislative mandated cost of living increases

Period: May 28, 1991 through May 31, 1992

Description: Agreement for employment of Women's Softball Coach, Charlotte Mason, for the above designated period. During such period, Ms. Mason shall perform such duties and responsibilities as may be assigned from time to time by the Athletic Director. Her performance shall be subject to periodic review by the Athletic Director and, at his discretion, she may be relieved of duties as Women's Softball Coach and assigned to other duties within the Athletic Department for the period remaining under this agreement. Such employment under this agreement is subject to the Constitution and Bylaws of the National Collegiate Athletic Association and the Southland Conference, the Rules and Regulations of the Board of Regents of The University of Texas System and The University of Texas at San Antonio. The violation of the provisions of such constitution, bylaws, rules or regulations shall be grounds for appropriate disciplinary action, including suspension without pay or dismissal.

## THE UNIVERSITY OF TEXAS AT TYLER

August 30, 1991

Dr. James P. Duncan  
Executive Vice Chancellor  
for Academic Affairs  
The University of Texas System  
601 Colorado Street  
Austin, Texas 78701

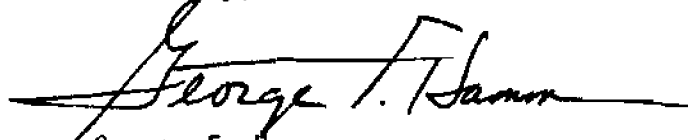
Attn: Office of Budget and Fiscal Policy

Dear Dr. Duncan:

The docket for the October 11, 1991, meeting of the Board of Regents is submitted for your recommendation and presentation to the Board.

I recommend approval.

Sincerely,

A handwritten signature in cursive script that reads "George F. Hamm". The signature is written in black ink and is positioned above the printed name and title.

George F. Hamm  
President

GFH:mw



TABLE OF CONTENTS

	<u>Page No.</u>
Business Contracts for Services . . . . .	TA- 3
Funds Coming In	
Construction Contracts of \$300,000 or Less	
Standard Affiliation Agreements. . . . .	TA- 4
Contracts and Grants for Research, Development, Clinical and Educational Services. . . . .	TA- 5

OCTOBER 11, 1991

BUSINESS CONTRACTS FOR SERVICES

MINOR CONSTRUCTION PROJECTS, as authorized by U. T. Board of Regents' Rules and Regulations, Part Two, Chapter VIII, Section 2 (Projects previously approved by the Board of Regents and/or those for Minor Repair and Remodeling for \$300,000.00 or less.)

- 1. Contractor: Henry Building & Engineering, Inc.  
 Amount: \$3,357.00  
 Source of Funds: Permanent University Funds  
 Date of Contract: June 14, 1991  
 Estimated Completion Date: July 14, 1991  
 Project Title: Physical Plant Bldg.  
 Brief Description: Addition & Renovation - Phase II -  
 Change Order #4 to original contract  
 dated August 29, 1990.
  
- 2. Contractor: Johnson Controls, Inc.  
 Amount: \$109,630  
 Source of Funds: Restricted Funds and Permanent  
 University Funds  
 Date of Contract: May 15, 1991  
 Estimated Completion Date: Unknown  
 Project Title: Energy Management Controls System  
 Brief Description: Furnish materials and perform work  
 described in specifications prepared  
 for U. T. Tyler by Estes, McClure &  
 Associates, Inc.

OCTOBER 11, 1991

STANDARD AFFILIATION AGREEMENTS

The agreement recommended for approval by the U. T. Board of Regents is based on the model agreement adopted on April 12, 1990.

1. Facility: Concord Health Services  
Tyler, Texas
- Date: July 25, 1991
- Purpose: To provide visiting nursing to clients in the home

THE UNIVERSITY OF TEXAS AT TYLER

U. T. BOARD OF 'REGENTS' MEETING

OCTOBER 11, 1991

CONTRACTS AND GRANTS FOR RESEARCH, DEVELOPMENT, CLINICAL AND EDUCATIONAL SERVICES

Since the Docket for the previous meeting of the U. T. Board of Regents, the following activity has taken place with regard to Contracts and Grants for Research, Development, Clinical and Educational Services:

FUNDS COMING IN

I. Non-Governmental, State and Local Government, and Federal Government Contracts and Grants

a. 1991 TA 8-9 Number of Initial Grant and Contract Awards  
\$ 75,468 Value of Awards

b. None Number of Fiscal Amendments to Grant and Contract Awards (Increasing or Decreasing by \$10,000)  
\$ None Total of Increased Funding  
\$ None Total of Reduced Funding

FUNDS GOING OUT

II. Non-Governmental, State and Local Government, and Federal Government Contracts and Grants

a. None Number of Initial Grant and Contract Awards  
\$ None Value of Awards

b. None Number of Fiscal Amendments to Grant and Contract Awards (Increasing or Decreasing by \$10,000)  
\$ None Total of Increased Funding  
\$ None Total of Reduced Funding

August 28, 1991

Dr. Charles B. Mullins  
Executive Vice Chancellor  
for Health Affairs  
The University of Texas System  
601 Colorado Street  
Austin, TX 78701


Attn: System Budget Office

Dear Dr. Mullins:

The docket for the October 11, 1991 meeting of the Board of Regents is submitted for your recommendation and presentation to the Board.

I recommend approval.

Sincerely,



Kern Wildenthal, M.D., Ph.D.  
President

KW:pm

U. T. BOARD OF REGENTS' MEETING

OCTOBER 11, 1991

TABLE OF CONTENTS

	<u>Page No.</u>
Gifts from Private Donors and Foundations . . . . .	HD- 3
Business Contracts for Services . . . . .	HD- 4
Funds Coming In	
Funds Going Out	
Construction Contracts of \$300,000 or Less	
Standard Affiliation Agreements. . . . .	HD- 6
Patent License Agreements . . . . .	HD- 7
Contracts and Grants for Research, Development, Clinical and Educational Services	
Over \$500,000 (Fund Coming In and/or Funds Going Out) . . . . .	HD- 8
Foreign (Fund Coming In and/or Funds Going Out) . . . . .	HD- 9
All Others . . . . .	HD-10
Endowed Chairs and Named Professorships (Non-Initial, Non-Budgeted Appointments) . . . . .	HD-11
Amendments to the 1991 Budget . . . . . (including faculty and staff appointments and changes in status and transfers of funds within existing budget totals)	HD-12

## THE UNIVERSITY OF TEXAS SOUTHWESTERN MEDICAL CENTER AT DALLAS

## U. T. BOARD OF REGENTS' MEETING

OCTOBER 11, 1991

## GIFTS FROM PRIVATE DONORS AND FOUNDATIONS

The following gifts have been received and are recommended for acceptance by the U. T. Board of Regents:

<u>Donor</u>	<u>Purpose</u>	<u>Amount</u>
1. Anonymous	Distinguished Chair in in Basic Neurobiology. Additional support	\$ 450,000.00
2. Mr. Edwin L. Cox Edwin L. Cox Company 2200 Ross Ave., Suite 3600 Dallas, TX 75201	Distinguished Chair in Immunology and Genetics	\$ 80,000.00
3. Mr. Cecil H. Green 3525 Turtle Creek Blvd. Apartment 20-A Dallas, TX 75219	Support for endowed Distinguished Chairs. Payment on pledge of \$1,000,000	\$ 100,000.00
4. Merck Company Foundation P.O. Box 2000 Rahway, NJ 07065-0900	Merck Scholars Program in Internal Medicine. Third payment on pledge of \$1,000,000	\$ 100,000.00
5. NCNB Texas Trustees of Harry S. Moss Trust 901 Main Street Dallas, TX 75283-0241	Heart research	\$ 75,000.00
6. Perot Fund of Communities Foundation of Texas 4605 Live Oak Dallas, TX 75204	Programs I and II of Perot Family Gift	\$ 343,750.00
7. Harold Simmons Foundation Three Lincoln Center 5430 LBJ Freeway, Suite 1700 Dallas, TX 75240-2697	Distinguished Chair in Comprehensive Oncology. Payment on pledge of \$2,000,000	\$ 300,000.00
8. Southwestern Medical Fdn. 6303 Forest Park Suite 1000 Dallas, TX 75235	Research on stroke recovery. Payment on grant of \$70,500 from Mobility Foundation	\$ 35,250.00
9. Southwestern Medical Fdn. 6303 Forest Park Suite 1000 Dallas, TX 75235	Cancer research	\$ 200,000.00
10. Kent Waldrep National Paralysis Foundation 14651 Dallas Parkway Suite 136 Dallas, TX 75240	Program in basic neuroscience and nerve regeneration research	\$ 440,000.00

## THE UNIVERSITY OF TEXAS SOUTHWESTERN MEDICAL CENTER AT DALLAS

## U. T. BOARD OF REGENTS' MEETING

OCTOBER 11, 1991

## BUSINESS CONTRACTS FOR SERVICES

(FUNDS GOING OUT)

The following contract has been awarded, has been administratively approved by the appropriate Executive Vice Chancellor, and is recommended for ratification by the U. T. Board of Regents:

1. Agency: City of Dallas  
Funds: None  
Period: Effective February 7, 1991  
Title/Description: UT Southwestern agrees to maintain and provide the City access to a portion of a public storm sewer line on University property
2. Agency: Perot Systems Corporation  
Funds: \$615,211  
Period: August 1, 1991 through July 31, 1996  
Title/Description: Perot Systems will provide the following data processing services: (1) Provide the services of an Information Systems Executive Director, and (2) operate the UT Southwestern Clinical Information Services department
3. Agency: Stanley Spigel  
Funds: \$36,000  
Period: April 1, 1991 through March 31, 1992  
Title/Description: A continuation of a lease for the Lancaster-Keist Family Planning Clinic, a total of 6,636 square feet of office and examination space at a cost of \$3,000 per month
4. Agency: St. Paul Professional Building  
Funds: \$106,023 annually  
Period: July 1, 1991 through June 30, 1996  
Title/Description: Lease of 7,151 square feet of space in the St. Paul Professional Building II to use for the UT Southwestern Maternal Fetal Medicine Center
5. Agency: NCNB-Wichita Falls  
Funds: as per contract  
Period: effective June 6, 1991  
Title/Description: Controlled Disbursement Operating Agreement



## THE UNIVERSITY OF TEXAS SOUTHWESTERN MEDICAL CENTER AT DALLAS

## U. T. BOARD OF REGENTS' MEETING

OCTOBER 11, 1991

## BUSINESS CONTRACTS FOR SERVICES

MINOR CONSTRUCTION PROJECTS, as authorized by U. T. Board of Regents' Rules and Regulations, Part Two, Chapter VIII, Section 2 (Projects previously approved by the Board of Regents and/or those for Minor Repair and Remodeling for \$300,000.00 or less.)

1. Contractor: American Desk Manufacturing Company  
 Amount: \$11,328  
 Source of Funds: Minor Repairs and Remodeling Funds  
 Date of Contract: June 7, 1991  
 Estimated Completion Date: August 6, 1991  
 Project Title: Alterations to K1 Labs-Electron Microscopy Suite (Pathology) (Casework Subcontract)  
 Brief Description: Furnish and install laboratory casework
2. Contractor: United Mechanical  
 Amount: \$7,530  
 Source of Funds: Minor Repairs and Remodeling Funds  
 Date of Contract: June 26, 1991  
 Estimated Completion Date: July 31, 1991  
 Project Title: Alterations to K1 Labs-Electron Microscopy Suite (Pathology) (Mechanical Subcontract)  
 Brief Description: Provide and install HVAC duct and grills
3. Contractor: United Mechanical  
 Amount: \$15,260  
 Source of Funds: Minor Repairs and Remodeling Funds  
 Date of Contract: June 26, 1991  
 Estimated Completion Date: July 31, 1991  
 Project Title: Alterations to K1 Labs-Electron Microscopy Suite (Mechanical Subcontract) (Cell Biology)  
 Brief Description: Provide and install HVAC duct and grills
4. Contractor: United Mechanical  
 Amount: \$13,973  
 Source of Funds: SGSBS Departmental Operating Expenses  
 Date of Contract: June 26, 1991  
 Estimated Completion Date: July 31, 1991  
 Project Title: Phase II-Alterations to L2 Student Area (Mechanical Subcontract)  
 Brief Description: Provide and install HVAC duct and grills
5. Contractor: Ward-Lisle Constructors, Inc.  
 Amount: \$156,900  
 Source of Funds: President's Development Fund  
 Date of Contract: June 20, 1991  
 Estimated Completion Date: July 20, 1991  
 Project Title: Alterations to Ophthalmology Office/Labs at Record Crossing  
 Brief Description: Complete remodel of lease space to accommodate offices and labs

## THE UNIVERSITY OF TEXAS SOUTHWESTERN MEDICAL CENTER AT DALLAS

## U. T. BOARD OF REGENTS' MEETING

OCTOBER 11, 1991

## STANDARD AFFILIATION AGREEMENTS

The agreements recommended for approval by the U. T. Board of Regents are based on the model agreement adopted on April 12, 1990.

1. Facility: Gallaudet University  
Date: May 6, 1991  
Purpose: To provide health care educational experience programs involving students and personnel of Gallaudet University and the facilities and personnel of UT Southwestern
  
2. Facility: Productive Rehabilitation Institute of Dallas for Ergonomics, Inc.  
Dallas, Texas 75247  
Date: February 26, 1991  
Purpose: To provide educational experiences in rehabilitation services to students at UT Southwestern

U. T. BOARD OF REGENTS' MEETING

OCTOBER 11, 1991

PATENT LICENSE AGREEMENTS

The following agreements have been awarded and are recommended for approval by the U. T. Board of Regents:

1. Licensee: Dallas Biomedical Corporation  
Fee-Royalty: One half of consideration received  
Period: November 15, 1990 through November 14, 2010  
Description: Products resulting from a research project entitled "Development of a Novel Sequence Specific Double-Standard DNA Endonuclease for Genomic Mapping System"
  
2. Licensee: Genpharm International, Inc.  
Fee-Royalty: \$1,500; 50% of payments from sublicensees  
Period: Effective June 1, 1991  
Description: Products from Dr. Capra's technology in clones containing human variable immunoglobulin

## U. T. BOARD OF REGENTS' MEETING

OCTOBER 11, 1991

## CONTRACTS OR GRANTS OVER \$500,000

## (FUNDS COMING IN)

The following contracts or grants in any amount over \$500,000 have been awarded, have been administratively approved by the appropriate Executive Vice Chancellor, and are recommended for approval by the U. T. Board of Regents:

1. Grantor: Texas Department of Health  
No.: IAC(92-93) 0025  
New Funds: \$579,926  
Current Period: September 1, 1991 through March 31, 1992  
Title/Description: UT Southwestern will provide Title X Family Planning services to clients in the North Texas area
2. Grantor: Department of Health and Human Services  
National Institute on Aging  
No.: 5 P50 AG08013-04  
New Funds: \$936,745  
Current Period: June 1, 1991 through May 31, 1992  
Title/Description: Neurobiology of Alzheimer's Disease and Aging
3. Grantor: Department of Health and Human Services  
National Institute of Allergy and Infectious Diseases  
No.: 1 P01 AI31229-01  
New Funds: \$518,994  
Current Period: August 1, 1991 through July 31, 1992  
Title/Description: Molecular Analysis of Autoantibody Formation
4. Grantor: Department of Health and Human Services  
National Cancer Institute  
No.: 2 P01 CA41081-06A1  
New Funds: \$520,139  
Current Period: July 1, 1991 through May 31, 1992  
Title/Description: Immunotoxin Therapy for Patients with B Cell Tumors
5. Grantor: Department of Health and Human Services  
National Heart, Lung, and Blood Institute  
No.: 5 P01 HL20948-15  
New Funds: \$2,669,100  
Current Period: August 1, 1991 through June 30, 1992  
Title/Description: Molecular Basis of Cholesterol Metabolism
6. Grantor: Department of Health and Human Services  
National Heart, Lung, and Blood Institute  
No.: 5 P01 HL06296-31  
New Funds: \$1,199,166  
Current Period: June 28, 1991 through June 30, 1992  
Title/Description: Response and Adaptation to Exercise
7. Grantor: Department of Health and Human Services  
National Heart, Lung, and Blood Institute  
No.: 5 T32 HL07360-14  
New Funds: \$549,624  
Current Period: July 8, 1991 through June 30, 1992  
Title/Description: Training in Cardiovascular Research

## (FUNDS GOING OUT)

8. Grantor: Parkland Memorial Hospital  
No.: None  
New Funds: \$949,391.44  
Current Period: September 1, 1990 through August 31, 1991  
Title/Description: Funding for 63.29 resident physician positions

## THE UNIVERSITY OF TEXAS SOUTHWESTERN MEDICAL CENTER AT DALLAS

## U. T. BOARD OF REGENTS' MEETING

OCTOBER 11, 1991

FOREIGN CONTRACTS AND GRANTS FOR RESEARCH,  
DEVELOPMENT AND EDUCATIONAL SERVICES

(FUNDS COMING IN)

The following items have been awarded and are recommended for approval by the U. T. Board of Regents:

1. Country: Canada  
 Business/Entity: Medical Research Council of Canada  
 No.: None  
 New Funds: \$2,600 (2 checks)  
 Current Period: March 6, 1991  
 Title/Description: Fellowship grants for Dr. Walter Funk and Dr. Michel Ouellette
  
2. Country: Canada  
 Business/Entity: The John P. Robarts Research Institute  
 No.: None  
 New Funds: \$7,030.40  
 Current Period: June 1, 1991 through August 31, 1991  
 Title/Description: North American Cooperative Study of Symptomatic Carotid Endarterectomy
  
3. Country: France  
 Business/Entity: Human Frontier Science Program Tour Europe  
 No.: None  
 New Funds: \$59,996.50  
 Current Period: June 25, 1991  
 Title/Description: Structure and Mechanism of a Eukaryotic Gene Regulatory Circuit

U. T. BOARD OF REGENTS' MEETING

OCTOBER 11, 1991

CONTRACTS AND GRANTS FOR RESEARCH, DEVELOPMENT, CLINICAL AND EDUCATIONAL SERVICES

Since the Docket for the previous meeting of the U.T. Board of Regents, the following activity has taken place with regard to Contracts and Grants for Research, Development, Clinical and Educational Services:

FUNDS COMING IN

I. Non-Governmental, State and Local Government and Federal Government	
Contracts and Grants	
a. <u>1991 HD 783-999</u>	Number of Initial Grant and Contract Awards
<u>\$ 14,103,929.44</u>	Value of Awards
b. <u>1991 HD 1000-1004</u>	Number of Fiscal Amendments to Grant and Contract Awards (Increasing or Decreasing by \$10,000)
<u>\$ 297,688</u>	Total of Increased Funding
<u>\$ None</u>	Total of Reduced Funding

FUNDS GOING OUT

II. Non-Governmental, State and Local Government and Federal Government	
Contracts and Grants	
a. <u>1991 HD 1005-1022</u>	Number of Initial Grant and Contract Awards
<u>\$ 816,610.05</u>	Value of Awards
b. <u>1991 HD 1023</u>	Number of Fiscal Amendments to Grant and Contract Awards (Increasing or Decreasing by \$10,000)
<u>\$ 78,205</u>	Total of Increased Funding
<u>\$ None</u>	Total of Reduced Funding

## U. T. BOARD OF REGENTS' MEETING

OCTOBER 11, 1991

## AMENDMENTS TO THE 1991 BUDGET

The term "rate" for academic institutions is the full-time nine-month base rate and for health institutions is the full-time twelve month base rate; for all other personnel it is the full-time rate, the appointee receiving a proportionate amount depending upon the fraction of time for which he is appointed and the period of his appointment. Source of funds for payment of salaries, unless otherwise shown, is the departmental salaries account.

APPOINTMENTS TO NAMED PROFESSORSHIPS, ENDOWED FELLOWSHIPS, ENDOWED PROFESSORSHIPS, AND ENDOWED CHAIRS - 1991 BUDGET

Appointment was approved through Agenda or Docket action at prior meetings of the Board of Regents, as follows:

<u>Professor or Chair and Department or School</u>	<u>Rate</u>	<u>Chair or Professorship Appointment</u>	<u>Effective Date</u>
SOUTHWESTERN MEDICAL SCHOOL			
Internal Medicine; Microbiology			
Associate Professor of Internal Medicine & Microbiology (Tenure); Holder of Andrea L. Simmons Dis- tinguished Chair in Cancer Virology			
1. Richard B. Gaynor (RBC 58)	140,000	140,000	5/31

Source of Funds:  
\$ 88,338 - State  
51,662 - Paid Direct-VA Hospital  
\$140,000 - Total Compensation

## THE UNIVERSITY OF TEXAS SOUTHWESTERN MEDICAL CENTER AT DALLAS

## U. T. BOARD OF REGENTS' MEETING

OCTOBER 11, 1991

AMENDMENTS TO THE 1991 BUDGET  
(Continued)

<u>Item, Department, Title, Name</u>	<u>Effective Date</u>	<u>% Time</u>	<u>Full-time Salary</u>		<u>RBC</u>
			<u>No. Mos.</u>	<u>Rate</u>	
<u>APPOINTMENTS, PROMOTIONS, AND SALARY INCREASES</u>					
SOUTHWESTERN MEDICAL SCHOOL					
Simmons Comprehensive Cancer Center;					
Pathology					
Professor of Pathology (Tenure);					
Director, Tumor Tissue Facility					
2. Adi F. Gazdar	6/1	100	12	150,000	60

Source of Funds: Southwestern Medical Foundation



## U. T. BOARD OF REGENTS' MEETING

OCTOBER 11, 1991

AMENDMENTS TO THE 1991 BUDGET  
(Continued)TRANSFERS OF FUNDSRBC

## AUXILIARY ENTERPRISES

3. Amount of Transfer: \$47,375 61

From: Auxiliary Enterprises Unallocated Balances

To: Student Supply Store

For Student Store renovation construction documents, architectural drawings and point-of-sale system.

## VARIOUS DEPARTMENTS

4. Amount of Transfer: \$1,093,948 59

From: State Approp. - Advanced Technology FY 91 (29,831)  
State Approp. - Advanced Research FY 91 (1,282)  
State Approp. - Uniform Statewide Accounting Sys. (2,889)  
Unallocated Medical School Faculty Salaries (714,100)  
Unallocated Medical School M&D Expenses (17,746)  
Unallocated Graduate School Faculty Salaries (128,100)  
Unallocated Allied Health Sciences Faculty Sal. (200,000)To: General Revenue Appropriation (1,031,374)  
E&G State Treasury (62,574)

Reduce the Educational and General expenditure budget to reflect the reduction in E&amp;G appropriation as required by Senate Bill 111.

## THE UNIVERSITY OF TEXAS MEDICAL BRANCH AT GALVESTON

August 26, 1991

Charles B. Mullins, M.D.  
Executive Vice Chancellor  
for Health Affairs  
The University of Texas System  
601 Colorado Street  
Austin, Texas 78701


Attn: System Budget Office

Dear Dr. Mullins:

The docket for the October 11, 1991 meeting of the Board of Regents is submitted for your recommendation and presentation to the Board.

I recommend approval.

Sincerely,



Thomas N. James, M.D.  
President

TNJ:lc

U. T. BOARD OF REGENTS' MEETING

OCTOBER 11, 1991

TABLE OF CONTENTS

	<u>Page No.</u>
Gifts from Private Donors and Foundations . . . . .	G- 3
Business Contracts for Services . . . . .	G- 4
Funds Going Out	
Standard Affiliation Agreements . . . . .	G- 5
Contracts and Grants for Research, Development, Clinical and Educational Services	
All Others . . . . .	G- 6
Amendments to the 1991 Budget . . . . . (including faculty and staff appointments and changes in status and transfers of funds within existing budget totals)	G- 7

## U. T. BOARD OF REGENTS' MEETING

OCTOBER 11, 1991

## GIFTS FROM PRIVATE DONORS AND FOUNDATIONS

The following gifts have been received and are recommended for acceptance by the U. T. Board of Regents:

<u>Donor</u>	<u>Purpose</u>	<u>Amount</u>
1. Houston Endowment, Inc. P. O. Box 52338 Houston, Texas 77052-2338	For support of two Fellows in Plastic Surgery located at the Shriners Burns Institute	\$ 65,600.00
2. Harris and Eliza Kempner Fund P. O. Box 119 Galveston, Texas 77553-0119	For support of the Jeane B. Kempner Scholarship Fund	\$ 60,000.00
3. The Sealy & Smith Foundation for the John Sealy Hospital U. T. Box 81 Galveston, Texas 77550	For support of the nurse recruitment program	\$ 250,000.00*
4. The Sealy & Smith Foundation for the John Sealy Hospital U. T. Box 81 Galveston, Texas 77550	For the acquisition and implementation of a new computer system for the John Sealy Hospital	\$ 360,900.00*

\*No letter of transmittal from the donor

U. T. BOARD OF REGENTS' MEETING

OCTOBER 11, 1991

BUSINESS CONTRACTS FOR SERVICES

(FUNDS GOING OUT)

The following contract has been awarded, has been administratively approved by the appropriate Executive Vice Chancellor, and is recommended for ratification by the U. T. Board of Regents:

1. Agency: University National Bank  
Funds: \$10,555.20 per month  
Period: September 1, 1991 through August 31, 1996  
Title/Description: Lease of 3,685 square feet of space to support UTMB's Diabetes Center;  
Lease of 5,111 square feet of space to support UTMB's Department of Ophthalmology

## U. T. BOARD OF REGENTS' MEETING

OCTOBER 11, 1991

## STANDARD AFFILIATION AGREEMENTS

The agreements recommended for approval by the U. T. Board of Regents are based on the model agreement adopted on April 12, 1990.

1. Facility: Darnall U.S. Army Community Hospital  
Fort Hood, Texas  
Date: July 11, 1991  
Purpose: To provide resident physicians from UTMB's Department of Family Medicine with certain educational opportunities
2. Facility: Galveston County Senior Center  
Galveston, Texas  
Date: June 24, 1991  
Purpose: To provide clinical gerontology students from UTMB's School of Allied Health Sciences with certain educational opportunities
3. Facility: Oxygen Services, Inc.  
Dallas, Texas  
Date: July 1, 1991  
Purpose: To provide health care administration students from UTMB's School of Allied Health Sciences with certain educational opportunities
4. Facility: Santa Rosa Health Care  
San Antonio, Texas  
Date: July 8, 1991  
Purpose: To provide physical therapy students from UTMB's School of Allied Sciences with certain educational opportunities
5. Facility: Southwest Texas State University  
San Marcos, Texas  
Date: July 10, 1991  
Purpose: To provide recreation therapy students from Southwest Texas State University with certain educational opportunities at UTMB
6. Facility: Texas Tech University Health Sciences Center  
Lubbock, Texas  
Date: August 5, 1991  
Purpose: To provide medical students with certain educational opportunities
7. Facility: The Veterans Administration Medical Center  
Milwaukee, Wisconsin  
Date: August 22, 1991  
Purpose: To provide health information management students from UTMB's School of Allied Health Sciences with certain educational opportunities

U. T. BOARD OF REGENTS' MEETING

OCTOBER 11, 1991

CONTRACTS AND GRANTS FOR RESEARCH, DEVELOPMENT, CLINICAL AND EDUCATIONAL SERVICES

Since the Docket for the previous meeting of the U. T. Board of Regents, the following activity has taken place with regard to Contracts and Grants for Research, Development, Clinical and Educational Services:

FUNDS COMING IN

- I. Non-Governmental, State and Local Government and Federal Government Contracts and Grants
  - a. 1991 G 342-359      Number of Initial Grant and Contract Awards  
\$ 1,562,506.65      Value of Awards
  - b. 1991 G 360-396      Number of Fiscal Amendments to Grant and Contract Awards (Increasing or Decreasing by \$10,000)  
\$ 3,992,701.66      Total of Increased Funding  
\$ None      Total of Reduced Funding

FUNDS GOING OUT

- II. Non-Governmental, State and Local Government and Federal Government Contracts and Grants
  - a. 1991 G 397-400      Number of Initial Grant and Contract Awards  
\$ 37,740.00      Value of Awards
  - b. 1991 G 401-402      Number of Fiscal Amendments to Grant and Contract Awards (Increasing or Decreasing by \$10,000)  
\$ 67,760.00      Total of Increased Funding  
\$ None      Total of Reduced Funding

U. T. BOARD OF REGENTS' MEETING

OCTOBER 11, 1991

AMENDMENTS TO THE 1991 BUDGET

The term "rate" for academic institutions is the full-time nine-month base rate and for health institutions is the full-time twelve month base rate; for all other personnel it is the full-time rate, the appointee receiving a proportionate amount depending upon the fraction of time for which he is appointed and the period of his appointment. Source of funds for payment of salaries, unless otherwise shown, is the departmental salaries account.

<u>Item, Department, Title, Name</u>	<u>Effective Date</u>	<u>% Time</u>	<u>Full-time Salary</u>		<u>RBC</u>
			<u>No. Mos.</u>	<u>Rate</u>	
<u>APPOINTMENTS, PROMOTIONS, AND SALARY INCREASES</u>					
SCHOOL OF MEDICINE					
Office of the Dean of Medicine; Human Biological Chemistry and Genetics; Psychiatry and Behavioral Sciences; Pediatrics; Interdisciplinary Medical Education Program					
1. Walter J. Meyer					118
From: Professor (Tenure), HBC&G, Pediatrics and Psychiatry and Behavioral Sciences		100	12	140,000	
To: Vice Dean, Office of the Dean of Medicine and IMEP; Professor (Tenure), Psychiatry and Behavioral Sciences	6/1	100	12	166,000	
Source of Funds: \$124,500 - State 41,500 - Shrine Affiliation Agreement <u>\$166,000</u> - Total Salary					
Pediatrics and Obstetrics and Gynecology					
2. Carol J. Richardson					115
From: Professor (Tenure)		100	12	121,900	
To: Professor and Vice Chairman (Tenure), Pediatrics; Professor (Tenure), OB-GYN	5/1	100	12	141,900	
Source of Funds: \$ 73,017 - State 68,883 - MSRDP Grant <u>\$141,900</u> - Total Salary					



U. T. BOARD OF REGENTS' MEETING

OCTOBER 11, 1991

AMENDMENTS TO THE 1991 BUDGET  
(Continued)

<u>Item, Department, Title, Name</u>	<u>Effective Date</u>	<u>% Time</u>	<u>Full-time Salary</u>		<u>RBC</u>
			<u>No. Mos.</u>	<u>Rate</u>	
SCHOOL OF MEDICINE; SCHOOL OF ALLIED HEALTH SCIENCES Office of the Vice President for Academic Affairs; Office of the Dean of Medicine; Interdisciplinary Medical Education Program, (IMEP); Preventive Medicine and Community Health, (PM&CH); Health Related Professions					
3. Harvey Bunce, III					120
From: Assistant Vice President for Academic Administration, Office of the Vice President for Academic Affairs; Associate Dean for Administration, Office of the Dean of Medicine and IMEP; Associate Professor (Tenure), PM&CH; Associate Professor of Health Related Professions (Non-Tenured Research), Health Related Professions					
		100	12	93,000	
To: Assistant Vice President for Academic Administration, Office of the Vice President for Academic Affairs; Associate Dean for Administration, Office of the Dean of Medicine and IMEP; Associate Professor and Chairman Ad Interim (Tenure), PM&CH; Associate Professor of Health Related Professions (Non-Tenured Research), Health Related Professions					
	7/1	100	12	98,000	

U. T. BOARD OF REGENTS' MEETING

OCTOBER 11, 1991

AMENDMENTS TO THE 1991 BUDGET  
(Continued)

<u>Item, Department, Title, Name</u>	<u>Effective Date</u>	<u>% Time</u>	<u>Full-time Salary</u>		<u>RBC</u>
			<u>No. Mos.</u>	<u>Rate</u>	
SCHOOL OF MEDICINE; GRADUATE SCHOOL					
Office of the Vice President for Academic Affairs, Microbiology and Graduate School					
4. Clifford W. Houston					116
From: Associate Professor (Tenure), Microbiology; Associate Professor, Graduate School		100	12	58,112	
To: Assistant Vice President for Multi-Cultural Affairs, Office of the Vice President for Academic Affairs; Associate Professor (Tenure), Microbiology; Associate Professor, Graduate School	5/1	100	12	102,720	
Source of Funds:					
\$ 88,383 - State					
<u>14,337 - DHHS Grant</u>					
<u>\$102,720 - Total Salary</u>					
Office of the Vice President for Research; Office of the Dean of the Graduate School					
5. Theresa Copado	6/1	100	12	39,000	119

U. T. BOARD OF REGENTS' MEETING

OCTOBER 11, 1991

AMENDMENTS TO THE 1991 BUDGET  
(Continued)

<u>TRANSFERS OF FUNDS</u>	<u>RBC</u>
<u>AUXILIARY ENTERPRISES</u>	
6. Amount of Transfer: \$15,000	117
From: Unappropriated Surplus	
To: Field House-Maintenance and Operation	
To provide funds for the purchase and installation of a new swimming pool heater.	
7. Amount of Transfer: \$5,500,000	121
From: Estimated Hospital Income	
To: Office of Hospital Affairs	\$ 150,000
Unit Management-Newborn Nursery	65,500
Unit Management-Labor and Delivery	92,000
Unit Management-Pediatrics Intensive Care Unit	38,800
Unit Management-Child Health Center	18,500
Nursing Service-Multiservice Unit	207,862
Nursing Service-Medicine	103,905
Surgical Operating Suite	750,000
Hospital Transportation	111,000
Cardiac Catheterization Laboratory	300,000
EEG/Evoked Potential/Epilepsy Center	29,166
Emergency Medical Group	1,100,000
Rehabilitation Services-Moody State School	83,334
Obstetrics and Gynecology-Regional Perinatal Program	207,773
Pharmacy	850,000
Radiology Service	300,000
Housekeeping	25,000
Laundry	255,000
Unallocated Appropriations-Hospitals	112,160
Hospital Equipment	700,000

To provide funds required to meet higher than originally estimated resource requirements and provide for routine equipment requirements.

The University of Texas  
Health Science Center at Houston

466



M. David Low, M.D., Ph.D.  
President

P.O. Box 20036  
Houston, Texas 77225  
(713) 792-4975

September 3, 1991

Dr. Charles B. Mullins  
Executive Vice Chancellor  
for Health Affairs  
The University of Texas System  
601 Colorado Street  
Austin, Texas 78701

Attn: System Budget Office

Dear Dr. Mullins:

The docket for the October 11, 1991 meeting of the Board of Regents is submitted for your recommendation and presentation to the Board.

I recommend approval.

Sincerely,

A handwritten signature in cursive script, appearing to read "David", written in dark ink.

M. David Low, M.D., Ph.D.  
President

MDL:mr

U. T. BOARD OF REGENTS' MEETING

OCTOBER 11, 1991

TABLE OF CONTENTS

	<u>Page No.</u>
Gifts from Private Donors and Foundations . . . . .	HH- 3
Sale of University-Owned Property . . . . .	HH- 4
Business Contracts for Services . . . . .	HH- 5
Funds Coming In	
Funds Going Out	
Construction Contracts of \$300,000 or Less	
Standard Affiliation Agreements. . . . .	.HH- 8
Patent License Agreements . . . . .	HH-10
Contracts and Grants for Research, Development, Clinical and Educational Services	
Over \$500,000 (Funds Coming In and Funds Going Out) . . . . .	HH-11
Foreign (Funds Coming In) . . . . .	HH-12
All Others . . . . .	HH-13
Amendments to the 1991 Budget . . . . . (including faculty and staff appointments and changes in status and transfers of funds within existing budget totals)	HH-14
Other Fiscal Items . . . . .	HH-19

## U. T. BOARD OF REGENTS' MEETING

OCTOBER 11, 1991

## GIFTS FROM PRIVATE DONORS AND FOUNDATIONS

The following gifts have been received and are recommended for acceptance by the U. T. Board of Regents:

<u>Donor</u>	<u>Purpose</u>	<u>Amount</u>
1. The John S. Dunn Foundation 3355 W. Alabama, Suite 720 Houston, Texas 77098	Salary and fringe benefits to support Dr. Scott Covington, recip- ient of the Dr. Thomas D. Cronin Fellowship in Plastic Surgery	\$ 30,000.00
2. M. D. Anderson Foundation P.O. Box 809 Houston, Texas 77001	To help establish the Department of Micro- biology and conduct research and instruction	\$ 50,000.00

U. T. BOARD OF REGENTS' MEETING

OCTOBER 11, 1991

SALE OF UNIVERSITY-OWNED PROPERTY

1. Item Sold:                    Signa Magnetic Resonance Imaging (MR) unit  
Amount:                        \$2,200,000.00  
Purchaser:                     Hermann Hospital  
Department:                    Radiology Department  
Explanation:                    UT does not have the resources to do the necessary  
                                  upgrade and may not use it without the upgrade.
  
2. Item Sold:                    Quantum Angiodynograph Peripheral Vascular Unit  
Amount:                        \$41,250.00  
Purchaser:                     Sound Advice Consultants, Inc.  
Department:                    None  
Explanation:                    The unit does not have a functional use at our  
                                  institution.

## U. T. BOARD OF REGENTS' MEETING

OCTOBER 11, 1991

## BUSINESS CONTRACTS FOR SERVICES

## (FUNDS COMING IN)

The following contracts have been awarded, have been administratively approved by the appropriate Executive Vice Chancellor, and are recommended for ratification by the U. T. Board of Regents:

1. Agency: Med Center Bank  
 Funds: The greater of \$.05 multiplied by the number of cash withdrawals, deposits, and payments made through each unmanned teller machine in the calendar month then completed, plus \$.05 multiplied by the number of balance inquiries and the intra-bank transfers made through each unmanned teller machine in the calendar month then completed, or a guaranteed monthly minimum rental fee of \$250 per unit  
 Period: September 1, 1991 through August 31, 1992  
 Title/Description: To provide automatic teller machines located at the Medical School cafeteria and the lobbies of Houston Main Building, Lutheran Pavilion, and R. Lee Clark Clinic Building
2. Agency: The Institute for Rehabilitation and Research (TIRR)  
 Funds: A standard fee schedule  
 Period: September 1, 1990  
 Title/Description: To provide urology services for TIRR patients

## (FUNDS GOING OUT)

3. Agency: Doctors Center, Inc.  
 Fifth Amendment  
 Funds: \$61,666.67 monthly for July 1, 1991 through August 31, 1994 and \$80,166.67 for September 1, 1994 through June 30, 1996  
 Period: July 1, 1991 through June 30, 1996  
 Title/Description: To lease 37,000 square feet of office space, the 10th, 12th and 17th floors, to house administrative offices moving from the Houston Main Building  
 The purpose of this amendment is to increase the total square footage to 158,546. The total base rent is increased to \$264,243.34 for July 1, 1991 through August 31, 1994 and \$343,516.34 for September 1, 1994 through June 30, 1996.
4. Agency: Doctors Center, Inc.  
 Sixth Amendment  
 Funds: \$10,610.00 for July 1, 1991 through August 31, 1994 and \$13,793.00 for September 1, 1994 through June 30, 1996  
 Period: July 1, 1991 through June 30, 1996  
 Title/Description: To lease 6,366 square feet of office space, Suites S130 and 1670, to house administrative offices moving from the Houston Main Building  
 The purpose of this amendment is to increase the total square footage to 164,912. The total base rent is increased to \$274,853.34 for July 1, 1991 through August 31, 1994 and \$357,309.34 for September 1, 1994 through June 30, 1996



## U. T. BOARD OF REGENTS' MEETING

OCTOBER 11, 1991

## BUSINESS CONTRACTS FOR SERVICES

(FUNDS GOING OUT)  
(Continued)

5. Agency: Houston Academy of Medicine  
 Funds: \$10,136.25  
 Period: October 15, 1991 through October 14, 1992  
 Title/Description: To lease 765 square feet, room 30 and the Levy Room, in the Jesse Jones Library Building to house The University of Texas Health Science Center's Program on Humanities and Technology in Health Care
6. Agency: Kempwood Plaza, Ltd.  
 Funds: \$999.64 per month for the first year; \$1,089.16 per month for the second year; \$1,178.68 per month for the third year; \$1,268.20 per month for the fourth year; and \$1,357.72 per month for the fifth year  
 Period: June 1, 1991 through May 31, 1996  
 Title/Description: To lease 1,492 square feet by the Department of Pediatrics to provide facilities for supplemental nutrition program funded by the U. S. Department of Agriculture
7. Agency: Venture Technology Center II Building  
 Amendment  
 Funds: \$963.27  
 Period: March 1, 1991 through September 31, 1995  
 Title/Description: To lease 4,108 square feet of office space for the Technology Center at The Woodlands to study cardiovascular disease in children  
 The purpose of this amendment is to increase the total monthly base rent from \$3,163.00 to 4,126.27.

MINOR CONSTRUCTION PROJECTS, as authorized by U. T. Board of Regents' Rules and Regulations, Part Two, Chapter VIII, Section 2 (Projects previously approved by the Board of Regents and/or those for Minor Repair and Remodeling for \$300,000.00 or less.)

8. Contractor: B & M Builders Co.  
 d/b/a B & M Construction Company,  
 Incorporated  
 Amount: \$36,846.00  
 Source of Funds: Unexpended Plant Funds  
 Date of Contract: July 15, 1991  
 Estimated Completion Date: August 12, 1991  
 Project Title: Dental Branch Building  
 Brief Description: Remove asbestos in the library area
9. Contractor: Commercial Property Construction,  
 Incorporated  
 Amount: \$17,633.00  
 Source of Funds: State Funds  
 Date of Contract: August 9, 1991  
 Estimated Completion Date: September 13, 1991  
 Project Title: Reuel A. Stallones Building  
 Brief Description: Renovate lab B-7

## U. T. BOARD OF REGENTS' MEETING

OCTOBER 11, 1991

MINOR CONSTRUCTION PROJECTS  
(Continued)

10. Contractor: Harrop Construction Company,  
Incorporated  
Amount: \$23,700.00  
Source of Funds: Unexpended Plant Funds  
Date of Contract: June 26, 1991  
Estimated Completion Date: August 31, 1991  
Project Title: Dental Branch Building  
Brief Description: Construct/install stairwell in the  
Learning Resource area
11. Contractor: T.G.N. Enterprises Inc.  
d/b/a Pyramid Waterproofing Company  
Amount: \$47,791.00  
Source of Funds: Service Department Funds and State  
Funds  
Date of Contract: June 5, 1991  
Estimated Completion Date: September 30, 1991  
Project Title: Speech and Hearing Institute Building  
Brief Description: Reroof the building

## U. T. BOARD OF REGENTS' MEETING

OCTOBER 11, 1991

## STANDARD AFFILIATION AGREEMENTS

The agreements recommended for approval by the U. T. Board of Regents are based on the model agreement adopted on April 12, 1990.

1. Facility: Bering Dental Center  
Houston, Texas  
Date: June 4, 1991  
Purpose: Health Care Educational Experience Program  
established primarily for the benefit of students  
in the Dental School
2. Facility: Children's Respiratory Summer Camp Foundation  
Houston, Texas  
Date: July 8, 1991  
Purpose: Health Care Educational Experience Program  
established primarily for the benefit of students  
in the School of Nursing
3. Facility: Denson Community Health Services, Inc.  
League City, Texas  
Date: July 24, 1991  
Purpose: Health Care Educational Experience Program  
established primarily for the benefit of students  
in the School of Nursing
4. Facility: HCA Medical Center Hospital  
Houston, Texas  
Date: July 24, 1991  
Purpose: Health Care Educational Experience Program  
established primarily for the benefit of students  
in the Medical School
5. Facility: Hospice Care, Inc.  
Houston, Texas  
Date: June 24, 1991  
Purpose: Health Care Educational Experience Program  
established primarily for the benefit of students  
in the School of Nursing
6. Facility: Houston Eye Clinic/Houston Microsurgical Center  
Houston, Texas  
Date: June 13, 1991  
Purpose: Health Care Educational Experience Program  
established primarily for the benefit of students  
in the School of Nursing
7. Facility: Periwinkle Foundation  
Houston, Texas  
Date: July 29, 1991  
Purpose: Health Care Educational Experience Program  
established primarily for the benefit of students  
in the School of Nursing
8. Facility: Prairie View A & M University  
Prairie View, Texas  
Date: June 12, 1991  
Purpose: To provide a collaborative educational venture

U. T. BOARD OF REGENTS' MEETING

OCTOBER 11, 1991

STANDARD AFFILIATION AGREEMENTS  
(Continued)

9. Facility: Sickle Cell Association of the Texas Gulf Coast  
Houston, Texas  
Date: July 10, 1991  
Purpose: Health Care Educational Experience Program  
established primarily for the benefit of students  
in the School of Nursing
10. Facility: Texas Institute for Behavioral Medicine and  
Neuroscience, Inc.  
Houston, Texas  
Date: August 1, 1991  
Purpose: Health Care Educational Experience Program  
established primarily for the benefit of students  
in the Medical School
11. Facility: The City of Laredo Health Department  
Laredo, Texas  
Date: March 5, 1991  
Purpose: Health Care Educational Experience Program  
established primarily for the benefit of students  
in the Dental School

U. T. BOARD OF REGENTS' MEETING

OCTOBER 11, 1991

PATENT LICENSE AGREEMENTS

The following agreement has been awarded and is recommended for approval by the U. T. Board of Regents:

1. Licensee: Medidenta, B.V.  
The Netherlands
- Fee-Royalty: None
- Period: April 9, 1991 through April 8, 1993
- Description: To license a medical software package, Diagnostic Uroflow Classification, for scientific purposes and patient care for use by the Division of Urology at The University of Texas Medical School at Houston

## U. T. BOARD OF REGENTS' MEETING

OCTOBER 11, 1991

## CONTRACTS OR GRANTS OVER \$500,000

## (FUNDS COMING IN)

The following contracts or grants in an amount over \$500,000, have been awarded, have been administratively approved by the appropriate Executive Vice Chancellor, and are recommended for approval by the U. T. Board of Regents.

1. Grantor: Department of Health and Human Services  
National Cancer Institute  
No.: 5 U01 CA52939-02  
New Funds: \$628,645  
Current Period: August 1, 1991 through July 31, 1992  
Title/Description: Mexican-American Participation--Prevention of Cancer
2. Grantor: The University of Texas M.D. Anderson Cancer Center  
No.: IAC (90-91) 0161, Amendment No. 1  
New Funds: \$528,000  
Current Period: September 1, 1989 through August 31, 1991  
Title/Description: Provide printing services  
The purpose of this amendment is to increase the contract total from \$2,300,000 to \$2,828,000.

## (FUNDS GOING OUT)

3. Grantor: Houston Academy of Medicine - Texas Medical Center  
Library  
No.: None  
New Funds: \$1,472,310  
Current Period: September 1, 1991 through August 31, 1992  
Title/Description: Operating Agreement

U. T. BOARD OF REGENTS' MEETING

OCTOBER 11, 1991

FOREIGN CONTRACTS AND GRANTS FOR RESEARCH,  
DEVELOPMENT AND EDUCATIONAL SERVICES

(FUNDS COMING IN)

The following item has been awarded and is recommended for approval by the U.T. Board of Regents:

1. Country:	West Germany
Business/Entity:	Behringwerke Aktiengesellschaft
No.:	None
New Funds:	\$158,704
Current Period:	December 17, 1990
Title/Description:	Scientific Study of Monoclonal Antibody MAB B151.013

## U. T. BOARD OF REGENTS' MEETING

OCTOBER 11, 1991

CONTRACTS AND GRANTS FOR RESEARCH, DEVELOPMENT, CLINICAL  
AND EDUCATIONAL SERVICES

Since the Docket for the previous meeting of the U. T. Board of Regents, the following activity has taken place with regard to Contracts and Grants for Research, Development, Clinical and Educational Services:

## FUNDS COMING IN

- I. Non-Governmental, State and Local Government and Federal Government  
Contracts and Grants
- |    |                         |   |
|----|-------------------------|---|
| a. | <u>1991 HH 473-584</u>  | Number of Initial Grant and Contract Awards   |
|    | <u>\$ 10,742,865.83</u> | Value of Awards   |
| b. | <u>1991 HH 585-600</u>  | Number of Fiscal Amendments to Grant and Contract Awards (Increasing or Decreasing by \$10,000) |
|    | <u>\$ 366,369.00</u>    | Total of Increased Funding  |
|    | <u>\$ 298,799.00</u>    | Total of Reduced Funding  |

## FUNDS GOING OUT

- II. Non-Governmental, State and Local Government and Federal Government  
Contracts and Grants
- |    |                        |   |
|----|------------------------|---|
| a. | <u>1991 HH 601-612</u> | Number of Initial Grant and Contract Awards   |
|    | <u>\$ 662,532.00</u>   | Value of Awards   |
| b. | <u>None</u>            | Number of Fiscal Amendments to Grant and Contract Awards (Increasing or Decreasing by \$10,000) |
|    | <u>None</u>            | Total of Increased Funding  |
|    | <u>None</u>            | Total of Reduced Funding  |



U. T. BOARD OF REGENTS' MEETING

OCTOBER 11, 1991

AMENDMENTS TO THE 1991 BUDGET

The term "rate" for academic institutions is the full-time nine-month base rate and for health institutions is the full-time twelve month base rate; for all other personnel it is the full-time rate, the appointee receiving a proportionate amount depending upon the fraction of time for which he is appointed and the period of his appointment. Source of funds for payment of salaries, unless otherwise shown, is the departmental salaries account.

<u>Item, Department, Title, Name</u>	<u>Effective Date</u>	<u>% Time</u>	<u>Full-time Salary</u>		<u>RBC</u>
			<u>No. Mos.</u>	<u>Rate</u>	
<u>APPOINTMENTS, PROMOTIONS, AND SALARY INCREASES</u>					
HOUSTON MEDICAL SCHOOL					
Instructional Administration					
Office of the Dean - Academic Affairs, and Biochemistry and Molecular Biology					
1. Henry W. Strobel					151
From: Professor (Tenure)		100	12	101,700	
To: Professor (Tenure) and Assistant Dean for Student Affairs	6/1	100	12	115,000	
Source of Funds:					
\$ 92,000 - State					
23,000 - Grant Funds					
<u>\$115,000</u> - Total Salary					
Clinical Sciences					
Pediatrics					
2. Larry K. Pickering					120
From: David R. Park Professor (Tenure)		100	12	134,700	
To: David R. Park Professor (Tenure) and Vice Chairman for Research	6/1	100	12	148,170	
Source of Funds:					
\$ 84,775 - State					
38,182 - Grant Funds					
<u>\$122,957</u> - Total Salary					
25,213 - MSRDP Augmentation					
<u>\$148,170</u> - Total Compensation					

## U. T. BOARD OF REGENTS' MEETING

OCTOBER 11, 1991

AMENDMENTS TO THE 1991 BUDGET  
(Continued)

<u>Item, Department, Title, Name</u>	<u>Effective Date</u>	<u>% Time</u>	<u>Full-time Salary</u>		<u>RBC</u>
			<u>No. Mos.</u>	<u>Rate</u>	
<u>APPOINTMENTS, PROMOTIONS, AND SALARY INCREASES</u>					
HOUSTON DENTAL BRANCH					
School of Dentistry					
Endodontics					
3. Wilford C. Hooper, Jr.					143
From: Professor (Tenure) and Acting Chairman		100	12	90,000	
To: Professor (Tenure)	5/10	100	12	81,765	
HOUSTON NURSING SCHOOL					
Instructional Administration					
Dean					
Associate Professor (Non-tenure), Assistant Dean and Chairman					
4.Geri LoBiondo-Wood	6/10	40	12	58,000	148

## U. T. BOARD OF REGENTS' MEETING

OCTOBER 11, 1991

AMENDMENTS TO THE 1991 BUDGET  
(Continued)TRANSFERS OF FUNDSRBC

## SERVICE DEPARTMENTS

5. Amount of Transfer: \$327,000 142

From: Printing Services - Prior Year Balance Forward

To: Printing Services - Equipment

To provide funds for the purchase of a new offset printing press to replace an obsolete press that has become too costly to maintain during fiscal year 1990-91

6. Amount of Transfer: \$125,000 146

From: Printing Services - Estimated Revenue Sales and Services

To: Printing Services - Hourly Wages (\$25,000) and  
Cost of Goods Sold (\$100,000)

Anticipated expenditures exceeded the estimated budgeted amount due to an increase in the interagency contract with The University of Texas M.D. Anderson Cancer Center during fiscal year 1990-91.

7. Amount of Transfer: \$300,000 145

From: General Stores - Estimated Revenue - Sales and Services

To: General Stores - Cost of Goods Sold

The 1991 budget did not include Harris County Psychiatric Center inventory.

## DESIGNATED FUNDS

8. Amount of Transfer: \$702,887 140

From: Ambulatory Care Building Equipment Fund - Revenue  
(\$150,000), Maintenance and Operation (\$352,887),  
Equipment (\$200,000)

To: Institutional Improvements/Equipment

To satisfy the institutional requirement from MSRDP funds of \$600,000 for clinical patient equipment authorized at the April 12, 1990 Board of Regents' Meeting (R.M. No. 847) and to provide operating funds for other institutional improvements/equipment during fiscal year 1990-91.

## U. T. BOARD OF REGENTS' MEETING

OCTOBER 11, 1991

AMENDMENTS TO THE 1991 BUDGET  
(Continued)TRANSFERS OF FUNDS

## DESIGNATED FUNDS

9. Amount of Transfer: \$200,000 159

From: MSRDP:

Teaching Salaries - Anesthesiology (\$30,800),  
 Pathology (\$15,700), Radiology (\$49,700)  
 Classified Salaries - Family Practice (\$480), Pediatrics  
 (\$9,709), Radiology (\$10,000)  
 Augmentation - Neurology (\$4,080), Obstetrics/Gynecology  
 (\$12,025), Pediatrics (\$2,939)  
 Payroll - Fringe Benefits - Dermatology (\$2,900)  
 Maintenance and Operation - Psychiatry (\$19,640)  
 Fringe Benefits - Emergency Medical Services (\$5,820),  
 Otolaryngology (\$5,700)  
 Entertainment - Obstetrics/Gynecology (\$4,015)  
 Recruitment - Pediatrics - (\$3,152)  
 Equipment - Internal Medicine (\$23,340)

To: MSRDP Development Fund - Maintenance and Operation

To reimburse the Development Fund operating funds for malpractice settlement

10. Amount of Transfer: \$1,600,000 152

From: MSRDP - Internal Medicine - Estimated Revenue

To: MSRDP - Internal Medicine - Faculty Salaries (\$504,426),  
 Classified Salaries (\$125,000), Maintenance and Operation  
 (\$800,000), Vacation Benefits (\$6,923), Staff Benefits  
 (\$113,297), Matching Retirement (\$50,354)

To increase the 1990-91 operating budget to provide funds to cover salaries and fringe benefits of new faculty and fellows for the remainder of the fiscal year. Revenue to support this budget increase has already been received from Hermann Hospital for faculty salary support but was not included in the approved operating budget. The actual amount of these salary reimbursement agreements could not be anticipated at budget preparation time, but will be projected and budgeted appropriately in future budget years.

11. Amount of Transfer: \$155,760 141

From: MSRDP - Surgery - Estimated Revenue

To: MSRDP - Surgery - Faculty Salaries (\$90,000),  
 Augmentation (\$42,000), Vacation Benefits (\$1,452),  
 Staff Benefits (\$11,088), Matching Retirement (\$11,220)

To increase the 1990-91 budget for the Department of Surgery - MSRDP in order to cover salary supplements and associated benefits for Dr. James Duke and Dr. Michael Sweeney during fiscal year 1990-91. Revenue to support this budget increase will come from professional fees.

## U. T. BOARD OF REGENTS' MEETING

OCTOBER 11, 1991

AMENDMENTS TO THE 1991 BUDGET  
(Continued)TRANSFERS OF FUNDS

## DESIGNATED FUNDS

12. Amount of Transfer: \$349,658 154

From: MSRDP - Family Practice and Community Medicine -  
Estimated RevenueTo: MSRDP - Family Practice and Community Medicine - Faculty  
Salaries (\$49,009), Vacation Benefits (\$540), Staff  
Benefits (\$4,900), Matching Retirement (\$4,165),  
Maintenance and Operation (\$291,044)To increase the 1990-91 budget to provide additional faculty  
support for the Memorial Southwest Hospital Residency Affiliation  
Agreement, the Fort Bend County Health Center, Inc. agreement and  
the Hermann Hospital - HPB 540 Memorandum of Understanding for the  
remainder of fiscal year 1990-91.

13. Amount of Transfer: \$535,332 144

From: MSRDP - Family Practice and Community Medicine -  
Estimated Current RevenueTo: MSRDP - Family Practice and Community Medicine -  
Faculty Salaries (\$244,896), Administrative and  
Professional Salaries (\$56,234), Classified Salaries  
(\$14,750), Augmentation (\$26,917), Vacation Benefits  
(\$3,171), Staff Benefits (\$584), Insurance Premiums  
Retirees (\$32,677), Matching Retirement (\$24,360),  
Entertainment (\$8,957), Contracted Personnel (\$85,000),  
Consumable Supplies (\$500), Recruitment (\$1,000),  
Travel (\$1,000), Foreign Travel (\$34,286), Professional  
Development (\$1,000)To increase the 1990-91 budget for the Harris County Sheriff's  
Department jail contract beginning April 30, 1991

## U. T. BOARD OF REGENTS' MEETING

OCTOBER 11, 1991

## OTHER FISCAL ITEMS

## HARRIS COUNTY PSYCHIATRIC CENTER

The following provisional appointment to the Harris County Psychiatric Center Medical Staff for the period covering February 1, 1991 through January 31, 1992 was recommended by the Medical Staff Executive Committee on August 6, 1991.

<u>Physician Name</u>	<u>Staff Status</u>	<u>Staff Category</u>	<u>Special Privileges</u>
Tate, Jeffrey L.	Courtesy	--	None

## THE UNIVERSITY OF TEXAS HEALTH SCIENCE CENTER AT SAN ANTONIO

September 3, 1991

Dr. Charles B. Mullins  
Executive Vice Chancellor  
for Health Affairs  
The University of Texas System  
601 Colorado Street  
Austin, Texas 78701

Attn: System Budget Office

Dear Dr. <sup>Charles</sup>~~Mullins~~:

The docket for the October 11, 1991 meeting of the Board of Regents is submitted for your recommendation and presentation to the Board.

I recommend approval.

Sincerely,



John P. Howe, III, M.D.  
President

JPH:gb

U. T. BOARD OF REGENTS' MEETING

OCTOBER 11, 1991

TABLE OF CONTENTS

	<u>Page No.</u>
Business Contracts for Services . . . . .	HS- 3
Standard Affiliation Agreements . . . . .	HS- 4
Patent License Agreements . . . . .	HS- 5
Software License Agreement . . . . .	HS- 6
Contracts and Grants for Research, Development, Clinical and Educational Services	
Over \$500,000 (Funds Coming In and/or Funds Going Out) . . . . .	HS- 7
Foreign (Funds Coming In and/or Funds Going Out) . . . . .	HS- 8
All Others . . . . .	HS- 9
Amendments to the 1991 Budget . . . . . (including faculty and staff appointments and changes in status and transfers of funds within existing budget totals)	HS-10



U. T. BOARD OF REGENTS' MEETING

OCTOBER 11, 1991

BUSINESS CONTRACTS FOR SERVICES

(FUNDS GOING OUT)

The following contract has been awarded, has been administratively approved by the appropriate Executive Vice Chancellor, and is recommended for ratification by the U. T. Board of Regents:

1. Agency: Pyramid Plaza  
Funds: \$682.51 per month  
Period: September 15, 1991 through September 30, 1994  
Title/Description: Lease 656 square feet of office space for KidSafe Program

## U. T. BOARD OF REGENTS' MEETING

OCTOBER 11, 1991

## STANDARD AFFILIATION AGREEMENTS

The agreements recommended for approval by the U. T. Board of Regents are based on the model agreement adopted on April 12, 1990.

1. Facility: A.I.M. Home Health Agency  
Rockport, Texas  
Date: July 10, 1991  
Purpose: To provide work related educational experiences for UTHSC-San Antonio students
2. Facility: CPC Heritage Oaks Hospital  
Sacramento, California  
Date: July 12, 1991  
Purpose: To provide work related educational experiences for UTHSC-San Antonio students
3. Facility: Center for Hand Rehabilitation  
Denver, Colorado  
Date: July 26, 1991  
Purpose: To provide work related educational experiences for UTHSC-San Antonio students
4. Facility: Fort Sam Houston Independent School District  
San Antonio, Texas  
Date: July 10, 1991  
Purpose: To provide work related educational experiences for UTHSC-San Antonio students
5. Facility: HCA Medical Center of Plano  
Plano, Texas  
Date: June 7, 1991  
Purpose: To provide work related educational experiences for UTHSC-San Antonio students
6. Facility: Sportherapy Southwest, P.C.  
Fort Worth, Texas  
Date: June 28, 1991  
Purpose: To provide work related educational experiences for UTHSC-San Antonio students
7. Facility: The Central Texas Medical Foundation  
Austin, Texas  
Date: May 29, 1991  
Purpose: To provide work related educational experiences for UTHSC-San Antonio students

U. T. BOARD OF REGENTS' MEETING

OCTOBER 11, 1991

PATENT LICENSE AGREEMENTS

The following agreement has been awarded and is recommended for approval by the U. T. Board of Regents:

1. Licensee: Pharmavene, Inc.  
Gaithersburg, MD 20878
- Fee-Royalty: 3.5% of net sales
- Period: July 10, 1991 through July 9, 2016
- Description: Products falling within the scope of Allelic Association of the Human Dopamine (D2) Receptor Gene in Compulsive Disorders Such as Alcoholism and which are covered by Patent produced by U. T. Health Science Center at San Antonio and UCLA

U. T. BOARD OF REGENTS' MEETING

OCTOBER 11, 1991

SOFTWARE LICENSE AGREEMENT

The following agreement has been awarded and is recommended for approval by the U.T. Board of Regents.

1. Licensee:	Progressive Medical Services, Inc. 128 East 4th Street Williamsport, Pennsylvania 17707
Fee-Royalty:	None
Period:	May 16, 1991 through termination
Description:	Testing of computer software program for the manufacture of artificial limbs and orthopedic brace parts for commercial purposes

U. T. BOARD OF REGENTS' MEETING

OCTOBER 11, 1991

CONTRACTS OR GRANTS OVER \$500,000

(FUNDS COMING IN)

The following contract or grant in an amount over \$500,000, has been awarded, has been administratively approved by the appropriate Executive Vice Chancellor, and is recommended for approval by the U. T. Board of Regents.

1. Grantor: National Cancer Institute  
No.: N01-CM-07305  
New Funds: \$508,566  
Current Period: June 1, 1991 through May 31, 1992  
Title/Description: Phase I & Pharmacokinetic Studies of Anticancer Agents

U. T. BOARD OF REGENTS' MEETING

OCTOBER 11, 1991

FOREIGN CONTRACTS AND GRANTS FOR RESEARCH,  
DEVELOPMENT AND EDUCATIONAL SERVICES

(FUNDS COMING IN)

The following item has been awarded and is recommended for approval by the U.T. Board of Regents:

1. Country: Switzerland  
Business/Entity: Hawe-Neos Dental  
No.: None  
New Funds: \$2,850  
Current Period: June 1, 1991 through May 31, 1992  
Title/Description: Shape-Conforming Dental Wedges, A Pilot Study

## U. T. BOARD OF REGENTS' MEETING

OCTOBER 11, 1991

CONTRACTS AND GRANTS FOR RESEARCH, DEVELOPMENT, CLINICAL  
AND EDUCATIONAL SERVICES

Since the Docket for the previous meeting of the U. T. Board of Regents, the following activity has taken place with regard to Contracts and Grants for Research, Development, Clinical and Educational Services:

## FUNDS COMING IN

- I. Non-Governmental, State and Local Government and Federal Government  
Contracts and Grants
- |    |                         |   |
|----|-------------------------|---|
| a. | <u>1990 HS 370-461</u>  | Number of Initial Grant and Contract Awards   |
|    | <u>\$ 11,581,419.35</u> | Value of Awards   |
| b. | <u>1990 HS 462-470</u>  | Number of Fiscal Amendments to Grant and Contract Awards (Increasing or Decreasing by \$10,000) |
|    | <u>\$ 1,007,617.00</u>  | Total of Increased Funding  |
|    | <u>\$ None</u>          | Total of Reduced Funding  |

## FUNDS GOING OUT

- II. Non-Governmental, State and Local Government and Federal Government  
Contracts and Grants
- |    |                     |   |
|----|---------------------|---|
| a. | <u>1990 HS 471</u>  | Number of Initial Grant and Contract Awards   |
|    | <u>\$ 18,888.72</u> | Value of Awards   |
| b. | <u>1990 HS 472</u>  | Number of Fiscal Amendments to Grant and Contract Awards (Increasing or Decreasing by \$10,000) |
|    | <u>\$ 48,325.00</u> | Total of Increased Funding  |
|    | <u>\$ None</u>      | Total of Reduced Funding  |

## U. T. BOARD OF REGENTS' MEETING

OCTOBER 11, 1991

## AMENDMENTS TO THE 1991 BUDGET

The term "rate" for academic institutions is the full-time nine-month base rate and for health institutions is the full-time twelve month base rate; for all other personnel it is the full-time rate, the appointee receiving a proportionate amount depending upon the fraction of time for which he is appointed and the period of his appointment. Source of funds for payment of salaries, unless otherwise shown, is the departmental salaries account.

<u>Item, Department, Title, Name</u>	<u>Effective Date</u>	<u>% Time</u>	<u>Full-time Salary</u>		<u>RBC</u>
			<u>No. Mos.</u>	<u>Rate</u>	
GENERAL ADMINISTRATION					
Internal Audit Office					
1. Gayle Knight					29
From: Assistant Director of Internal Audit		100	12	43,407	
To: Interim Director of Internal Audit	6/24/91	100	12	47,748	
MEDICAL SCHOOL					
Medicine					
2. Hanna E. Abboud					28
From: Assistant Professor (Non-Tenure)		100	12	130,000	
To: Professor (Tenure)	5/01/91	100	12	130,000	
Source of Funds:					
\$ 34,990 - State					
55,067 - VA Medical Center Hospital					
5,259 - DHHS Grant					
<u>\$ 95,316</u> - Total Salary					
34,684 - Augmentation					
<u>\$130,000</u> - Total Compensation					



THE UNIVERSITY OF TEXAS  
MD ANDERSON  
CANCER CENTER

495

August 28, 1991

Office of the President

Dr. Charles B. Mullins  
Executive Vice Chancellor  
for Health Affairs  
The University of Texas System  
601 Colorado Street  
Austin, Texas 78701

Atten: System Budget Office

Dear Dr. Mullins:

The docket for the October 11, 1991, meeting of the Board of Regents is submitted for your recommendation and presentation to the Board.

I recommend approval.

Sincerely,

*Charles A. LeMaistre*  
Charles A. LeMaistre, M.D.  
President

CAL:aj



TEXAS MEDICAL CENTER  
1515 HOLCOMBE BOULEVARD • HOUSTON, TEXAS 77030 • (713) 792-2121

U. T. BOARD OF REGENTS' MEETING

OCTOBER 11, 1991

TABLE OF CONTENTS

	<u>Page No.</u>
Gifts from Private Donors and Foundations . . . . .	CC-3
Business Contracts for Services . . . . .	CC-6
Funds Coming and/or Going Out	
Standard Easements . . . . .	CC-7
Contracts and Grants for Research, Development, Clinical and Educational Services	
Over \$500,000 (Funds Coming In and/or Funds Going Out) . . . . .	CC-8
All Others. . . . .	CC-9
Endowed Chairs and Named Professorships . . . . .	CC-10
Amendments to the 1991 Budget . . . . .	CC-11
(including faculty and staff appointments and changes in status and transfers of funds within existing budget totals)	

## U. T. BOARD OF REGENTS' MEETING

OCTOBER 11, 1991

## GIFTS FROM PRIVATE DONORS AND FOUNDATIONS

The following gifts have been received and are recommended for acceptance by the U. T. Board of Regents:

<u>Donor</u>	<u>Purpose</u>	<u>Amount</u>
1. Fannie E. Rippel Foundation c/o Edward W. Probert Vice-President P.O. Box 569 Annandale, NJ 08801-0569	Chemoprevention research	\$200,000
2. *Cook Group Incorporated P.O. Box 489 Bloomington, IN 47402	Microencapsulation research	\$250,000
3. Estate of SeLaura Hallum Falvey c/o Royce Guinn Independent Executor Box 1030 Cleveland, TX 77327	Pain control	\$50,000
4. Sandoz Pharmaceuticals c/o Gary Lindenbaum Manager, Sales Training 59 Route 10 East Hanover, NJ 07936-1080	Cancer research	\$35,000
5. *Tesoro Petroleum Corp. 8700 Tesoro Drive San Antonio, TX 78286	Skin cancer research	\$30,000
6. Lawrence W. Shipley, Jr. Shipley Do-Nuts P.O. Box Drawer 30330 Houston, TX 77249	Lymphoma research	\$35,000
7. *Gulf Coast Medical Foundation P.O. Box 30 Wharton, TX 77488	Clinic remodeling	\$50,000
8. Schering Corporation c/o Eric M. Bonnem, M.D. Director Oncology Clinical Research 2000 Galloping Hill Road Kenilworth, NJ 07033	Cancer research	\$40,000
9. Charles Schusterman Revocable Trust c/o Stacy Schusterman 2142 Forest Blvd. Tulsa, OK 74114	Cancer research	\$30,000
10.*George Wiley 800 W. Sixth St. #540 Los Angeles, CA 90017	Patient care	\$50,000

## U. T. BOARD OF REGENTS' MEETING

OCTOBER 11, 1991

GIFTS FROM PRIVATE DONORS AND FOUNDATIONS  
(CONTINUED)

11.*Cockrell Foundation 1600 Smith Street Suite 4600 Houston, TX 77002-7348	Scientific achievement	\$100,000
12. Perot Foundation c/o Bette Perot Vice President 1700 Lakeside Square 12377 Merit Drive Dallas, TX 75251	Breast cancer research	\$100,000
13.*Estate of Dorothy Elizabeth Brown c/o The University of Texas System 210 West 6th Street Austin, TX 78701	General institutional support	\$400,000
14. Mrs. Wesley West 3240 Chevy Chase Drive Houston, TX 77019	Breast cancer research	\$50,000
15. Tenneco, Inc. c/o Gordon B. Bonfield Senior Vice President 1010 Milam Street P.O. Box 2511 Houston, TX 77252-2511	Third payment on a five pledge	\$100,000
16.*Elizabeth Zoch Unitrust c/o The University of Texas System 210 West 6th Street Austin, TX 78701	General institutional support	\$64,453.81
17.*Bud Johnson Clinical Chair c/o The University of Texas System 210 West 6th Street Austin, TX 78701	Bud Johnson Clinical Chair	\$29,712.16
18.*Olla S. Stribling Chair c/o The University of Texas System 210 West 6th Street Austin, TX 78701	Cancer research	\$28,370.88
19.*Estate of Joseph E. Wells c/o The University of Texas System 210 West 6th Street Austin, TX 78701	General institutional support	\$34,310

## U. T. BOARD OF REGENTS' MEETING

OCTOBER 11, 1991

GIFTS FROM PRIVATE DONORS AND FOUNDATIONS  
(CONTINUED)

20.*Ralph & Lillian Meadows Trust c/o The University of Texas System 210 West 6th Street Austin, TX 78701	Construction at Science Park	\$300,000
21.*Estate of E.N. Cobb c/o The University of Texas System 210 West 6th Street Austin, TX 78701	General institutional support	\$200,000
22.*TFBPW Clubs 3019 Medlin Dr., Ste. 200 Arlington, TX 76015	Various programs	\$42,500
23.*Estate of E. N. Cobb c/o The University of Texas System 210 West 6th Street Austin, TX 78701	Cancer research	\$140,000
24.*Estate of Meta S. Van Dyck c/o The University of Texas System 210 West 6th Street Austin, TX 78701	Cancer research	\$29,235.47
25.*Mr. Tom Hunt c/o The University of Texas System 210 West 6th Street Austin, TX 78701	Patient care	\$43,441.67

\*No letter of transmittal from the donor

## U. T. BOARD OF REGENTS' MEETING

OCTOBER 11, 1991

## BUSINESS CONTRACTS FOR SERVICES

## (FUNDS COMING IN)

The following contracts have been awarded, have been administratively approved by the appropriate Executive Vice Chancellor, and are recommended for ratification by the U. T. Board of Regents:

1. Agency: The Junior League of Houston, Inc.  
Funds: \$20,550  
Period: June 1, 1990 through May 31, 1991  
Title/Description: Provide volunteer assistance and financial support
2. Agency: Southwest Texas Crime Information Center & Harris County Justice Information Center  
Funds: None  
Period: April 2, 1991 - perpetual  
Title/Description: To retrieve information on outstanding warrants through Southwest Texas Crime Information Center
3. Agency: The Junior League of Houston, Inc.  
Funds: \$14,305  
Period: June 1, 1991 through May 31, 1992  
Title/Description: Provide volunteer assistance and financial support

MINOR NEW BUILDING CONSTRUCTION, as authorized by U. T. Board of Regents' Rules and Regulations, Part Two, Chapter VIII Section 4.

4. Contractor: Fretz Construction Company  
Amount: \$302,100  
Source of Funds: Plant Funds  
Date of Contract: June 28, 1991  
Estimated Completion Date: December 14, 1991  
Project Title: BF3-Lab Medicine Renovation  
Brief Description: Furnish all of the materials and perform all the work shown on drawings and specifications of project title
5. Contractor: Williams Development Construction  
Amount: \$301,250  
Source of Funds: Plant Funds  
Date of Contract: May 21, 1991  
Estimated Completion Date: September 19, 1991  
Project Title: BF4-Laboratory Renovations Phase One & Phase Two  
Brief Description: Furnish all of the materials and perform all the work shown on drawings and specifications of project title

U. T. BOARD OF REGENTS' MEETING

OCTOBER 11, 1991

STANDARD EASEMENTS

The following easement has been approved by the Office of General Counsel and is recommended for approval by the U. T. Board of Regents:

1. Grantee: City of Houston  
Location: Harris County, Houston, Texas  
Funds: \$1.00 cash  
Date: August 22, 1991  
Description: 200 square feet water meter easement (out of a 1.5021 acre tract described in Volume 7594, page 487; a 0.8417 acre tract described in Volume 8049, Page 397; and a 1.3904 acre tract described in Volume 5907, Page 488 in P. W. Rose Survey, A-645) for service to the Jesse H. Jones Rotary House International

## U. T. BOARD OF REGENTS' MEETING

OCTOBER 11, 1991

## CONTRACTS OR GRANTS OVER \$500,000

(FUNDS COMING IN)

The following contracts or grants in an amount over \$500,000, have been awarded, have been administratively approved by the appropriate Executive Vice Chancellor, and are recommended for approval by the U.T. Board of Regents.

1. Grantor: Department of Health and Human Services  
National Cancer Institute  
No.: 1 P01 CA52051-01A1 SRC (C)  
New Funds: \$1,846,353  
Current Period: August 5, 1991 through May 31, 1992  
Title/Description: Chemoprevention of Aerodigestive Epithelial Cancers
2. Grantor: Ciba-Geigy Corporation  
No.: CSA 91-27  
New Funds: \$502,865  
Current Period: July 15, 1991 through July 14, 1994  
Title/Description: Comparative Trial of Pamidronate (Aredia) Versus Placebo for the Prevention of Skeletal-Related Complications in Patients with Breast and Lytic Bone Lesions Treated with Chemotherapy - Protocol 19
3. Grantor: Ciba-Geigy Corporation  
No.: CSA 91-29  
New Funds: \$543,995  
Current Period: July 15, 1991 through July 14, 1994  
Title/Description: Comparative Trial of Pamidronate (Aredia) Versus Placebo for the Prevention of Skeletal-Related Complications in Patients with Breast and Lytic Bone Lesions Treated with Hormonal Therapy - Protocol 18
4. Grantor: Department of Health and Human Services  
National Cancer Institute  
No.: 5 P01 CA34936-08 SRC-K (15)  
New Funds: \$1,044,133  
Current Period: July 1, 1991 through June 30, 1992  
Title/Description: A Mutational Model for Childhood Cancer
5. Grantor: Department of Health and Human Services  
National Cancer Institute  
No.: 5 U10 CA10953-24 CCI  
New Funds: \$1,303,472  
Current Period: August 1, 1991 through July 31, 1992  
Title/Description: Radiological Physics Center
6. Grantor: Department of Health and Human Services  
National Cancer Institute  
No.: 5 P30 CA16672-17 SRC-D (15)  
New Funds: \$1,051,417  
Current Period: July 15, 1991 through June 30, 1992  
Title/Description: Cancer Center Support



U. T. BOARD OF REGENTS' MEETING

OCTOBER 11, 1991

CONTRACTS AND GRANTS FOR RESEARCH, DEVELOPMENT, CLINICAL AND EDUCATIONAL SERVICES

Since the Docket for the previous meeting of the U. T. Board of Regents, the following activity has taken place with regard to Contracts and Grants for Research, Development, Clinical and Educational Services:

FUNDS COMING IN

- I. Non-Governmental, State and Local Government and Federal Government Contracts and Grants
  - a. 1991 CC 231-302      Number of Initial Grant and Contract Awards  
\$ 7,928,454.72      Value of Awards
  - b. 1991 CC 303-310      Number of Fiscal Amendments to Grant and Contract Awards (Increasing or Decreasing by \$10,000)
    - \$        564,664      Total of Increased Funding
    - \$                None      Total of Reduced Funding

FUNDS GOING OUT

- II. Non-Governmental, State and Local Government and Federal Government Contracts and Grants
  - a.                        None      Number of Initial Grant and Contract Awards  
\$                             Value of Awards
  - b.                        None      Number of Fiscal Amendments to Grant and Contract Awards (Increasing or Decreasing by \$10,000)
    - Total of Increased Funding
    - \$                        None      Total of Reduced Funding

U. T. BOARD OF REGENTS' MEETING

OCTOBER 11, 1991

ENDOWED CHAIRS AND NAMED PROFESSORSHIPS  
1991 NON-INITIAL, NON-BUDGETED APPOINTMENTS

1. Position: Nylene Eckles Professorship in Breast Cancer  
Research  
Appointee: Gabriel N. Hortobagyi, Professor  
Department: Medical Oncology  
Person Being Replaced: Vacant  
Effective Date: May 1, 1991

U. T. BOARD OF REGENTS' MEETING

OCTOBER 11, 1991

AMENDMENTS TO THE 1991 BUDGET

The term "rate" for academic institutions is the full-time nine-month base rate and for health institutions is the full-time twelve month base rate; for all other personnel it is the full rate, the appointee receiving a proportionate amount depending upon the fraction of time for which he is appointed and the period of his appointment. Source of funds for payment of salaries, unless otherwise shown, is the departmental salaries account.

APPOINTMENTS TO NAMED PROFESSORSHIPS, ENDOWED FELLOWSHIPS, ENDOWED PROFESSORSHIPS, AND ENDOWED CHAIRS - 1991 BUDGET

Appointments were approved through Agenda action at prior meeting of the Board of Regents, as follows:

<u>Professor or Chair and Department or School</u>	<u>Twelve Month Rate</u>	<u>Chair or Professorship Appointment</u>	<u>Date</u>
<u>THE TUMOR INSTITUTE</u>			
<u>MEDICAL STAFF</u>			
Medical Oncology			
Professor & Nyliene Eckles			
Professorship in Breast			
Cancer Research			
1. Gabriel N. Hortobagyi, M.D. (Professor, term) (RBC 25)	\$159,057	\$162,057	5/1/91

## U. T. BOARD OF REGENTS' MEETING

OCTOBER 11, 1991

AMENDMENTS TO THE 1991 BUDGET  
(Continued)

<u>TRANSFER OF FUNDS</u>	<u>RBC</u>
2. Amount of Transfer: \$1,927,643.70	24
From: Patient Care Services	\$233,333.00
Medical Records	100,000.00
Medical Records	90,000.00
Assoc VP for Hospital & Clinic	35,000.00
Assoc VP for Hospital & Clinic	65,000.00
Office of VP for Patient Care	100,000.00
Reserve for Salaries	580,086.00
Laboratory Medicine	358,000.00
Lab Medicine - Pheresis	97,000.00
Lab Medicine - Blood Bank	40,000.00
Lab Medicine - Microbiology	105,000.00
Transfusion Medicine	44,224.70
Transfusion Medicine	70,000.00
Transfusion Medicine	10,000.00
Total	<u>\$1,927,643.70</u>
To: FFB - Recruitment Start-Up Funds	\$233,333.00
Medical Records	190,000.00
Division of Medicine	200,000.00
Nursing Service - Hospital	473,836.00
Nursing Service - Clinic	41,250.00
Nursing Service - Operating Room	25,000.00
Nursing Service - MICU	25,000.00
Nursing Service - SICU	15,000.00
Lab Medicine - Lab Immunology	60,000.00
Laboratory Medicine	16,000.00
Lab Medicine - Chemistry	5,000.00
Lab Medicine - Chemistry	1,500.00
Lab Medicine - Chemistry	58,500.00
Lab Medicine - Chemistry	35,000.00
Lab Medicine - Special Chemistry	27,000.00
Lab Medicine - Special Chemistry	65,000.00
Lab Medicine - Special Chemistry	8,000.00
Lab Medicine - Stat Lab	32,000.00
Lab Medicine - Stat Lab	50,000.00
Lab Medicine - Pheresis	2,000.00
Lab Medicine - Blood Bank	95,000.00
Lab Medicine - Blood Bank	40,000.00
Lab Medicine - Microbiology	15,000.00
Lab Medicine - Pheresis	204,224.70
Transfusion Medicine	10,000.00
Total	<u>\$1,927,643.70</u>

Transfer of funds is necessary to effect changes in operations not previously anticipated. This budget change does not involve the addition of any funds; it is only a shift in allocation.

## U. T. BOARD OF REGENTS' MEETING

OCTOBER 11, 1991

AMENDMENTS TO THE 1991 BUDGET  
(Continued)

<u>TRANSFER OF FUNDS</u>	<u>RBC</u>
3. Amount of Transfer:           \$1,400,502.00	26
From: Reserve for Staff Salaries	\$275,502.00
Clark Clinic Mamography	90,000.00
Administration Physics	1,035,000.00
Total	<u>\$1,400,502.00</u>
To: Reserve for Classified Salaries	\$275,502.00
Clark Clinic Radio/Fluoro	300,000.00
Clark Clinic -Ultrasound	125,000.00
Clark Clinic - Cat Scan	500,000.00
Magnetic Resonance Imaging	200,000.00
Total	<u>\$1,400,502.00</u>

This transfer is necessary to effect changes in operations not previously anticipated. This budget change does not involve the addition of any funds; it is only a shift in allocation.

September 4, 1991

Dr. Charles B. Mullins  
Executive Vice Chancellor  
for Health Affairs  
The University of Texas System  
601 Colorado Street  
Austin, Texas 78701

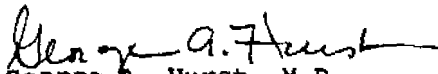
Attn: System Budget Office

Dear Dr. Mullins:

The docket for the October 11, 1991 meeting of the Board of Regents is submitted for your recommendation and presentation to the Board.

I recommend approval.

Sincerely,

  
George A. Hurst, M.D.  
Director

GAH/DST/kb

U. T. BOARD OF REGENTS' MEETING

OCTOBER 11, 1991

TABLE OF CONTENTS

	<u>Page No.</u>
Contracts and Grants for Research, Development, Clinical and Educational Services . . . . .	HT- 3

U. T. BOARD OF REGENTS' MEETING

OCTOBER 11, 1991

CONTRACTS AND GRANTS FOR RESEARCH, DEVELOPMENT, CLINICAL AND EDUCATIONAL SERVICES

Since the Docket for the previous meeting of the U. T. Board of Regents, the following activity has taken place with regard to Contracts and Grants for Research, Development, Clinical and Educational Services:

FUNDS COMING IN

- I. Non-Governmental, State and Local Government and Federal Government Contracts and Grants
  - a. 1991 HT 54-56                      Number of Initial Grant and Contract Awards  
\$ 271,998                                  Value of Awards
  - b. \_\_\_\_\_                              Number of Fiscal Amendments to Grant and Contract Awards (Increasing or Decreasing by \$10,000)
  - \_\_\_\_\_                                      Total of Increased Funding
  - \_\_\_\_\_                                      Total of Reduced Funding

FUNDS GOING OUT

- II. Non-Governmental, State and Local Government and Federal Government Contracts and Grants
  - a. \_\_\_\_\_                              Number of Initial Grant and Contract Awards  
 \_\_\_\_\_                                  Value of Awards
  - b. \_\_\_\_\_                              Number of Fiscal Amendments to Grant and Contract Awards (Increasing or Decreasing by \$10,000)
  - \_\_\_\_\_                                      Total of Increased Funding
  - \_\_\_\_\_                                      Total of Reduced Funding