

THE UNIVERSITY OF TEXAS SYSTEM ADMINISTRATION
CHANCELLOR'S DOCKET NO. 51

See Page 215 for
Regental approval
via the Finance and
Facilities Commit-
tee.

March 15, 1990

TO MEMBERS OF THE FINANCE AND FACILITIES COMMITTEE:

Mr. W. A. "Tex" Moncrief, Jr., Chairman
Mr. Louis A. Beecherl, Jr.
Mr. Jack S. Blanton
Mr. Tom Loeffler

The Docket for The University of Texas System Administration and the Dockets recommended by the Chief Administrative Officers concerned and prepared by the component institutions listed below are herewith submitted for ratification or approval, as appropriate, at the meeting of the U. T. System Board of Regents on April 12, 1990. The appropriate Executive Vice Chancellors and I concur in these recommendations.

| <u>Institutions</u> | <u>Pages</u> |
|---|--------------------|
| The University of Texas System Administration | C-1 through C-14 |
| The University of Texas at Arlington | AR-1 through AR-15 |
| The University of Texas at Austin | A-1 through A-35 |
| The University of Texas at Dallas | D-1 through D-10 |
| The University of Texas at El Paso | EP-1 through EP-24 |
| The University of Texas - Pan American | PA-1 through PA-7 |
| The University of Texas of the Permian Basin | PB-1 through PB-4 |
| The University of Texas at San Antonio | SA-1 through SA-7 |
| The University of Texas at Tyler | TA-1 through TA-7 |
| The University of Texas Southwestern Medical Center at Dallas | HD-1 through HD-17 |
| The University of Texas Medical Branch at Galveston | G-1 through G-17 |
| The University of Texas Health Science Center at Houston | HH-1 through HH-18 |
| The University of Texas Health Science Center at San Antonio | HS-1 through HS-13 |
| The University of Texas M. D. Anderson Cancer Center | CC-1 through CC-13 |
| The University of Texas Health Center at Tyler | HT-1 through HT-3 |

Hans Mark

Hans Mark
Chancellor

HM:lsr

xc: Mr. William F. Roden
Mr. Sam Barshop
Mr. Robert J. Cruikshank
Mr. Mario E. Ramirez, M.D.

Mr. Shannon H. Ratliff
Dr. James P. Duncan
Dr. Charles B. Mullins

THE UNIVERSITY OF TEXAS SYSTEM ADMINISTRATION

U. T. BOARD OF REGENTS

APRIL 12, 1990

TABLE OF CONTENTS

| | <u>Page</u> |
|---|-------------|
| Summary of Operations - Medical and Dental Services, Research and Development Programs/Physicians Referral Service. | C-3 |
| Business Contracts for Services Funds Coming In/Funds Going Out. | C-8 |
| Contracts and Grants for Research, Development, Clinical and Educational Services. | C-9 |
| Changes to the 1989-90 System-wide Personnel Pay Plan. | C-10 |
| Amendments to the 1990 System Administration Operating Budgets (Including staff appointments, changes of status and transfers of funds within existing budget totals). | C-11 |
| Other Fiscal Items | C-13 |
| Land and Investment Report (See attachment L & I 1-96) | C-14 |

THE UNIVERSITY OF TEXAS SYSTEM ADMINISTRATION
U. T. BOARD OF REGENTS' MEETING
APRIL 12, 1990
MEDICAL AND DENTAL SERVICES, RESEARCH AND
DEVELOPMENT PROGRAMS/PHYSICIANS
REFERRAL SERVICE

THE UNIVERSITY OF TEXAS SYSTEM
SUMMARY OF OPERATIONS
MEDICAL SERVICES, RESEARCH AND DEVELOPMENT PROGRAMS/PHYSICIANS REFERRAL SERVICE
FOR THE QUARTER ENDING NOVEMBER 30, 1989

| | <u>UTSWMC- DALLAS</u> | <u>UTMB- GALVESTON</u> | <u>UTHSC- HOUSTON</u> | <u>UTHSC- SAN ANTONIO</u> | <u>UTMDACC- HOUSTON</u> | <u>UTHC- TYLER</u> |
|-------------------------|---------------------------|----------------------------|---------------------------|-------------------------------|-----------------------------|------------------------|
| <u>INCOME</u> | | | | | | |
| Medicare | \$1,710,743 | \$2,080,517 | \$1,504,391 | \$983,742 | \$1,477,060 | \$529,890 |
| Medicaid | \$1,652,865 | \$1,339,693 | \$1,329,670 | \$1,411,892 | \$148,117 | \$91,008 |
| Commercial Insurance | \$7,258,180 | \$4,034,173 | \$6,649,982 | \$2,032,857 | \$8,048,971 | \$437,141 |
| State and Federal | \$911,868 | \$116,077 | \$63,320 | \$783,317 | \$82,896 | ----- |
| Paid by Patients | \$1,408,008 | \$663,193 | \$1,355,296 | \$631,654 | \$1,893,948 | \$69,851 |
| Affiliated Institutions | \$657,486 | ----- | \$1,270,430 | \$933,358 | ----- | ----- |
| Other Income | \$1,590,091 | \$559,871 | \$243,391 | \$335,962 | \$45,028 | \$13,472 |
| Interest Income | ----- | \$93,660 | \$121,046 | \$144,102 | \$258,596 | \$45,745 |
| New Program Development | ----- | \$824,984 | ----- | \$4,149 | ----- | ----- |
| TOTAL INCOME | \$15,189,241 | \$9,712,168 | \$12,537,526 | \$7,261,033 | \$11,954,616 | \$1,187,107 |

C-4

1802

**THE UNIVERSITY OF TEXAS SYSTEM
SUMMARY OF OPERATIONS
MEDICAL SERVICES, RESEARCH AND DEVELOPMENT PROGRAMS/PHYSICIANS REFERRAL SERVICE
FOR THE QUARTER ENDING NOVEMBER 30, 1989**

| | <u>UTSWMC- DALLAS</u> | <u>UTMB- GALVESTON</u> | <u>UTHSC- HOUSTON</u> | <u>UTHSC- SAN ANTONIO</u> | <u>UTMDACC- HOUSTON</u> | <u>UTHC- TYLER</u> |
|----------------------------------|---------------------------|----------------------------|---------------------------|-------------------------------|-----------------------------|------------------------|
| EXPENDITURES | | | | | | |
| Faculty Salaries | \$1,191,426 | \$1,757,856 | \$944,013 | \$171,777 | \$1,521,004 | \$506,851 |
| Faculty Augmentation | \$1,515,947 | \$1,648,181 | \$2,038,060 | \$1,176,697 | \$2,646,132 | ----- |
| Fringe Benefits | \$3,104,691 | \$1,657,722 | \$1,921,301 | \$2,280,987 | \$1,984,124 | \$282,840 |
| Education and Research Support | \$4,166,952 | \$1,603,574 | \$4,748,073 | \$1,438,851 | \$553,047 | \$28,899 |
| Institutional Development | \$2,272,637 | \$132,391 | \$1,175,654 | \$198,195 | \$159,795 | \$47,133 |
| Billing and Collections | \$1,167,815 | \$884,074 | \$1,101,208 | \$696,611 | \$593,481 | \$104,767 |
| Patient Care | \$1,448,030 | \$603,237 | \$1,998,400 | \$232,292 | \$1,194,806 | \$235,394 |
| Professional Liability Insurance | \$1,136,584 | \$487,302 | \$584,268 | \$944,228 | \$513,610 | \$128,371 |
| New Programs | \$1,702,325 | ----- | \$876,668 | ----- | \$20,558 | ----- |
| TOTAL EXPENDITURES | \$17,706,407 | \$8,774,337 | \$15,387,645 | \$7,139,638 | \$9,186,557 | \$1,334,255 |

C-5

1903

**THE UNIVERSITY OF TEXAS SYSTEM
SUMMARY OF OPERATIONS
MEDICAL SERVICES, RESEARCH AND DEVELOPMENT PROGRAMS/PHYSICIANS REFERRAL SERVICE
FOR THE QUARTER ENDING NOVEMBER 30, 1989**

| | <u>UTSWMC- DALLAS</u> | <u>UTMB- GALVESTON</u> | <u>UTHSC- HOUSTON</u> | <u>UTHSC- SAN ANTONIO</u> | <u>UTMDACC- HOUSTON</u> | <u>UTHC- TYLER</u> |
|-----------------------------------|---------------------------|----------------------------|---------------------------|-------------------------------|-----------------------------|------------------------|
| Balance, September 1, 1989 | \$39,323,214 | \$6,918,601 | \$11,957,820 | \$15,464,387 | \$13,199,044 | \$2,521,245 |
| Income | \$15,189,241 | \$9,712,168 | \$12,537,526 | \$7,261,033 | \$11,954,616 | \$1,187,107 |
| Total Funds Available | \$54,512,455 | \$16,630,769 | \$24,495,346 | \$22,725,420 | \$25,153,659 | \$3,708,352 |
| Less: Expenditures | (\$17,706,407) | (\$8,774,337) | (\$15,387,645) | (\$7,139,638) | (\$9,186,556) | (\$1,334,256) |
| Balance, November 30, 1989 | \$36,806,048 | \$7,856,432 | \$9,107,701 | \$15,585,782 | \$15,967,103 | \$2,374,096 |

**THE UNIVERSITY OF TEXAS SYSTEM
SUMMARY OF OPERATIONS
DENTAL SERVICES, RESEARCH AND DEVELOPMENT PROGRAMS
FOR THE QUARTER ENDING NOVEMBER 30, 1989**

UTHSC-SAN ANTONIO DENTAL

| | |
|----------------------------|-----------|
| Balance, September 1, 1989 | \$251,337 |
| Income and Transfers | \$181,043 |
| Total Funds Available | \$432,380 |
| Expenditures & Transfers | \$144,889 |
| Balance, November 30, 1989 | \$287,491 |

**THE UNIVERSITY OF TEXAS SYSTEM
SUMMARY OF OPERATIONS
DENTAL SERVICES, RESEARCH AND DEVELOPMENT PROGRAMS
FOR THE QUARTER ENDING NOVEMBER 30, 1989**

UTHSC-SAN ANTONIO DENTAL

| <u>INCOME</u> | |
|----------------------------|------------------|
| Medicare | \$1,710 |
| Medicaid | \$0 |
| Blue Cross/Blue Shield | \$0 |
| Other Commercial Insurance | \$41,199 |
| Other State and Federal | \$0 |
| Paid By Patients | \$125,290 |
| Affiliated Institutions | \$0 |
| Interest Income | \$9,412 |
| Other Income | \$3,432 |
| New Programs | \$0 |
| TOTAL INCOME | \$181,043 |

| <u>EXPENDITURES</u> | |
|----------------------------------|------------------|
| Faculty Salaries | \$0 |
| Faculty Augmentation | \$46,353 |
| Fringe Benefits | \$13,548 |
| Education and Research Support | \$8,607 |
| Institutional Development | \$332 |
| Billing and Collections | \$71,900 |
| Patient Care | 0 |
| Professional Liability Insurance | 0 |
| New Programs | \$4,149 |
| TOTAL EXPENDITURES | \$144,889 |

THE UNIVERSITY OF TEXAS SYSTEM ADMINISTRATION

U. T. BOARD OF REGENTS' MEETING

APRIL 12, 1990

BUSINESS CONTRACTS FOR SERVICES

The following contract has been awarded, has been administratively approved by the Chancellor, and is recommended for ratification by the U. T. Board of Regents:

(FUNDS COMING IN)

1. Agency: The University of Texas Foundation
Funds: \$3,250 per month
Period: Effective March 1, 1990
Title/Description: Sublet property located on Lot 9, Block D, West Rim, an addition to the city of Austin, Travis County, Texas.

(FUNDS GOING OUT)

2. Agency: Norwood Associates
Funds: \$139,815
Period: September 15, 1989 through September 14, 1990
Title/Description: Lease office space for O'Henry Hall occupants during renovation.
3. Agency: Avis Rent-A-Car System, Inc.
Funds: Various rates based on car size
Period: Effective February 1, 1990
Title/Description: The University of Texas System-wide car rental agreement.

THE UNIVERSITY OF TEXAS SYSTEM ADMINISTRATION

U. T. BOARD OF REGENTS' MEETING

APRIL 12, 1990

CONTRACTS AND GRANTS FOR RESEARCH, DEVELOPMENT, CLINICAL AND EDUCATIONAL SERVICES

Since the Docket for the previous meeting of the U. T. Board of Regents, the following activity has taken place with regard to Contracts and Grants for Research, Development, Clinical and Educational Services:

- I. Non-Governmental Contracts and Grants (Funds Coming In)
 - a. _____ Number of Initial Grant and Contract Awards
 \$ _____ Value of Awards
 - b. _____ Number of Fiscal Amendments to Grant and Contract Awards (Increasing or Decreasing by \$10,000)
 \$ _____ Total of Increased Funding
 \$ _____ Total of Reduced Funding
- II. Non-Governmental Contracts and Grants (Funds Going Out)
 - a. _____ Number of Initial Grant and Contract Awards
 \$ _____ Value of Awards
 - b. _____ Number of Fiscal Amendments to Grant and Contract Awards (Increasing or Decreasing by \$10,000)
 \$ _____ Total of Increased Funding
 \$ _____ Total of Reduced Funding
- III. State and Local Government Contracts and Grants (Funds Coming In)
 - a. _____ Number of Initial Grant and Contract Awards
 \$ _____ Value of Awards
 - b. _____ Number of Fiscal Amendments to Grant and Contract Awards (Increasing or Decreasing by \$10,000)
 \$ _____ Total of Increased Funding
 \$ _____ Total of Reduced Funding
- IV. State and Local Government Contracts and Grants (Funds Going Out)
 - a. 1990 C 1-3 Number of Initial Grant and Contract Awards
 \$ 23,500 Value of Awards
 - b. _____ Number of Fiscal Amendments to Grant and Contract Awards (Increasing or Decreasing by \$10,000)
 \$ _____ Total of Increased Funding
 \$ _____ Total of Reduced Funding
- V. Federal Government Contracts and Grants (Funds Coming In)
 - a. _____ Number of Initial Grant and Contract Awards
 \$ _____ Value of Awards
 - b. _____ Number of Fiscal Amendments to Grant and Contract Awards (Increasing or Decreasing by \$10,000)
 \$ _____ Total of Increased Funding
 \$ _____ Total of Reduced Funding
- VI. Federal Government Contracts and Grants (Funds Going Out)
 - a. _____ Number of Initial Grant and Contract Awards
 \$ _____ Value of Awards
 - b. _____ Number of Fiscal Amendments to Grant and Contract Awards (Increasing or Decreasing by \$10,000)
 \$ _____ Total of Increased Funding
 \$ _____ Total of Reduced Funding

THE UNIVERSITY OF TEXAS SYSTEM ADMINISTRATION

U. T. BOARD OF REGENTS' MEETING

APRIL 12, 1990

SYSTEM-WIDE PERSONNEL PAY PLAN RECOMMENDATION

ADJUSTMENTS TO THE 1989-90 SYSTEM-WIDE PERSONNEL PAY PLAN

Ratification is requested for the following adjustments to the 1989-90 System-wide Personnel Pay Plan:

ADDITIONS

| <u>Code</u> | <u>Title</u> | <u>System-wide Annual Salary Range</u> |
|-------------|---|--|
| 1123 | Radiological Physicist | 27,732 - 44,268 |
| 1938 | Outpatient Services Supervisor | 19,836 - 31,680 |
| 3031 | Coordinator, Student/Alumni Affairs | 24,228 - 38,736 |
| 3032 | Coordinator, Admissions and Alumni Affairs | 22,656 - 36,204 |
| 6333 | Senior Police Officer, University Police | 21,924 - 35,028 |
| 8159 | Coordinator III, Residency Training Program | 19,836 - 31,680 |
| 9318 | Systems Coordinator | 25,056 - 40,032 |

ADJUSTMENTS IN SALARY RANGE

| | | <u>System-wide Annual Salary Range</u> | |
|------|--|--|-----------------|
| | | <u>From</u> | <u>To</u> |
| 1565 | Manager, Employee Assistance Program Administration | 28,680 - 48,924 | 25,056 - 48,924 |
| 1567 | Employee Assistance Program Administrator | 25,920 - 41,388 | 23,436 - 41,388 |
| 1570 | Employee Assistance Program Coordinator | 26,796 - 42,816 | 22,656 - 42,816 |
| 1575 | Manager, Assessment and Referral | 29,628 - 47,316 | 25,056 - 47,316 |
| 1578 | Counselor II | 22,656 - 36,204 | 21,924 - 36,204 |
| 1579 | Counselor I | 20,496 - 32,748 | 19,836 - 32,748 |
| 5043 | Mechanical Engineer II (HSC Houston addition with institutional range of | 36,204 - 50,616 | 27,732 - 50,616 |
| 5139 | Building Utility Operator II | 18,540 - 29,628 | 16,296 - 25,920 |
| 5298 | Crafts Trade/Shift Leader (HSC Houston addition and job title change with institutional range of | 17,940 - 30,624 | 17,940 - 35,028 |
| 8124 | Child Development Specialist I (HSC San Antonio addition with institutional range of | 16,296 - 22,656 | 16,296 - 26,796 |
| 9344 | Computer Operator IV (HSC Houston addition with institutional range of | 21,924 - 42,816 | 17,352 - 42,816 |

The above referenced adjustments reflect those actions necessary to establish or maintain internal and external equity and/or accurately define and classify jobs. Salary ranges are supported by compensation data for the area concerned. These adjustments have been initiated by the various component institutions, appropriately reviewed, and have received the approval of the Office of the Chancellor.

THE UNIVERSITY OF TEXAS SYSTEM ADMINISTRATION

U. T. BOARD OF REGENTS' MEETING

APRIL 12, 1990

AMENDMENTS TO THE 1990 BUDGET

The term "rate" is the full-time twelve-month rate, the appointee receiving a proportionate amount depending upon the fraction of time for which he is appointed and the period of his appointment. Source of funds for payment of salaries, unless otherwise shown, is the departmental salaries account.

| <u>Item, Department, Title, Name</u> | <u>Effective Date</u> | <u>% Time</u> | <u>Full-time Salary</u> | | <u>RBC</u> |
|---|-----------------------|---------------|-------------------------|-------------|------------|
| | | | <u>No. Mos.</u> | <u>Rate</u> | |
| <u>APPOINTMENTS, PROMOTIONS, AND SALARY INCREASES</u> | | | | | |
| SYSTEM ADMINISTRATION OFFICES | | | | | |
| Office of the Comptroller | | | | | |
| Comptroller | | | | | |
| 1. Kerry L. Kennedy | 2/26 | 100 | 12 | \$100,000 | D14 |
| EXPENSES OF REVENUE BEARING PROPERTY | | | | | |
| Office of General Counsel | | | | | |
| 2. Milburn D. Hazelwood | | | | | D13 |
| From: Attorney | | 100 | 12 | 58,500 | |
| To: Attorney | 3/1 | 100 | 12 | 60,500 | |
| 3. R. Carlton Presley | | | | | D12 |
| From: Attorney | | 100 | 12 | 60,400 | |
| To: Attorney | 3/1 | 100 | 12 | 62,000 | |
| 4. Richard L. Webb | | | | | D11 |
| From: Attorney | | 100 | 12 | 57,400 | |
| To: Attorney | 3/1 | 100 | 12 | 59,400 | |

TRANSFERS OF FUNDS

REVOLVING FUNDS

5. Amount of Transfer - \$140,000

D9
D15

From: Allotment Account

To: Office of Telecommunication Services

Transfer funds to acquire higher capacity communication circuits to the component institutions and additional travel funds for installation of equipment and the administrative network.

PLANT FUNDS

6. Amount of Transfer - \$163,187.82

D10

From: Interest on PUF Premiums and Proceeds PUF Variable Rate Notes

To: U.T. Health Science Center - San Antonio - Project 402-6090 -
Expansion of Clinical Sciences Building

To change source of funds on this project to comply with No-Arbitrage certification.

AVAILABLE UNIVERSITY FUND

7. Amount of Transfer - \$500,000

D16

From: Allocation for Operations and Capital Improvements

To: PUF Special Investment Management Expenses

Transfer funds for management fees billed directly and investigational expenses for investments in which the PUF ultimately chooses not to invest.

THE UNIVERSITY OF TEXAS SYSTEM ADMINISTRATION

U. T. BOARD OF REGENTS' MEETING

APRIL 12, 1990

OTHER FISCAL ITEMS

Office of the Chancellor
The University of Texas System

Proposed Allocation from PUF Bond Proceeds for Library Special Collection


Based upon a request dated December 15, 1989 from President Natalicio, an allocation of \$50,000 from the PUF library special collection reserve is recommended.


The University of Texas at El Paso has an opportunity to purchase a large collection of works by renowned photographer Manuel Carrillo. Senor Carrillo died in January, 1989, leaving behind this personal collection valued at between \$200,000 and \$300,000 based on the cost of individual print sales. Before his death Senor Carrillo expressed a desire that his collection be housed at a university in the United States. Senor Carrillo's widow has accepted U. T. El Paso's offer of \$50,000 for the collection and all rights to it.


Art collector Arnold Gilbert has committed to donate his collection of Manuel Carrillo works to the U. T. El Paso Library upon the University's acquisition of the collection from Mrs. Carrillo. Mr. Gilbert's generosity will enhance the collection by two or three portfolios of work, each valued at more than \$2,000, and more than 200 prints, each valued at \$200 or more. Grant and local funds will be used to pack, ship, catalog and preserve the collection.

In June 1986, \$1 million was appropriated by the U. T. System Board of Regents for special collections. This amount was placed in reserve for institutional requests when unusual acquisition opportunities exist. The reserve now stands at \$591,635.

Approved for inclusion in the April 1990 U. T. System Docket.


Hans Mark
Chancellor


James P. Duncan
Executive Vice Chancellor
for Academic Affairs


Charles B. Mullins, M.D.
Executive Vice Chancellor
for Health Affairs

THE UNIVERSITY OF TEXAS SYSTEM ADMINISTRATION
U. T. BOARD OF REGENTS' MEETING
APRIL 12, 1990
LAND AND INVESTMENT REPORT

LAND AND INVESTMENT REPORT

Meeting of April 12, 1990

| INDEX | PAGE |
|---|--------------|
| | L & I REPORT |
| I. LAND MATTERS | 2 |
| II. PERMANENT UNIVERSITY FUND | 14 |
| A. INVESTMENT MATTERS - MONTH ENDED DECEMBER 31, 1989 | |
| 1. Report on Securities Transactions | 15 |
| 2. Comparison Summary of Assets | 16 |
| 3. Summary of Income from Investments | 17 |
| 4. Statement of Cash Receipts and Disbursements | 18 |
| B. INVESTMENT MATTERS - MONTH ENDED JANUARY 31, 1990 | |
| 1. Report on Securities Transactions | 26 |
| 2. Comparison Summary of Assets | 27 |
| 3. Summary of Income from Investments | 28 |
| 4. Statement of Cash Receipts and Disbursements | 29 |
| III. COMMON TRUST FUND | 39 |
| A. INVESTMENT MATTERS - MONTH ENDED DECEMBER 31, 1989 | |
| 1. Report on Securities Transactions | 40 |
| 2. Comparison Summary of Assets | 41 |
| 3. Summary of Income from Investments | 42 |
| 4. Statement of Cash Receipts and Disbursements | 43 |
| B. INVESTMENT MATTERS - MONTH ENDED JANUARY 31, 1990 | |
| 1. Report on Securities Transactions | 50 |
| 2. Comparison Summary of Assets | 51 |
| 3. Summary of Income from Investments | 52 |
| 4. Statement of Cash Receipts and Disbursements | 53 |
| IV. MEDICAL LIABILITY SELF-INSURANCE FUND | 61 |
| A. INVESTMENT MATTERS - MONTH ENDED DECEMBER 31, 1989 | |
| 1. Report on Securities Transactions | 62 |
| 2. Comparison Summary of Assets | 63 |
| 3. Summary of Income from Investments | 64 |
| 4. Statement of Cash Receipts and Disbursements | 65 |
| B. INVESTMENT MATTERS - MONTH ENDED JANUARY 31, 1990 | |
| 1. Report on Securities Transactions | 68 |
| 2. Comparison Summary of Assets | 69 |
| 3. Summary of Income from Investments | 70 |
| 4. Statement of Cash Receipts and Disbursements | 71 |
| V. OTHER TRUST AND SPECIAL FUNDS | 74 |
| A. INVESTMENT MATTERS - MONTH ENDED DECEMBER 31, 1989 | |
| 1. Report on Securities Transactions | 75 |
| B. INVESTMENT MATTERS - MONTH ENDED JANUARY 31, 1990 | |
| 1. Report on Securities Transactions | 81 |
| VI. TRUST FUND REAL ESTATE TRANSACTIONS | 38 |
| A. SALES | 89 |
| B. LEASES & LEASE AGREEMENTS | 94 |
| C. MINERAL LEASES | 96 |

I. LAND MATTERS

LAND MATTERS

Easement and Surface Lease Nos. 7573 - 7627 & 0001, Assignment of Lease Nos. 5721 & 7303, Flexible Grazing Lease No. 0152, 0161 & 0162, Sale of Abandoned Pipe No. A0004, Vineyard/Winery Income B0001, Salt Water Disposal Contract Nos. 75D - 77D and Geophysical Permits Nos. 4263 - 4272.--It is recommended by the Executive Vice Chancellor for Asset Management that the following applications for easements and surface leases, assignment of leases, flexible grazing lease, sale of abandoned pipe program, vineyard/winery income, salt water disposal contracts and geophysical permits be ratified and the appropriate filing fees be accepted. All have been approved as to content by the appropriate officials. Payment for each has been received unless otherwise indicated, and each document is on the University's standard form when applicable and is at the standard rate effective February 1, 1986, unless otherwise indicated.

Easements and Surface Leases Nos. 7573 - 7627 & 0001

| No. | Company | Type Permit | County | Location (Block #) | Distance or Area | Period | Consideration |
|------|---|--------------------|----------|-----------------------|---------------------------------|---------------------|---------------------|
| 7573 | Southwest Royalties, Inc. (Renewal of #5097) | Pipe Line Water | Crane | 30 | 80.67 rods of 2" line | 2/1/90 1/31/2000 | \$ 400.00 (Min.) |
| 7574 | Mobil Pipe Line Company (Renewal of #5104) | Pipe Line Oil | Ward | 16 | 1,420.16 rods of 4 1/2" line | 2/1/90 1/31/2000 | 6,390.72 |
| 7575 | OXY USA Inc. (Renewal of #5109) | Pipe Line Gas | Crockett | 32 | 290.40 rods of 3 1/2" line | 1/1/90 12/31/99 | 1,306.80 |
| 7576 | Apache Gas Corporation (Renewal of #5156) | Pipe Line Gas | Pecos | 28 | 376.61 rods of 4" line | 3/1/90 2/28/2000 | 1,694.75 |
| 7577 | Amoco Pipeline Company | Pipe Line Oil | Andrews | 9 | 109.09 rods of 4 1/2" line | 1/1/90 12/31/99 | 545.45 |

L
R
I
3

1815

| No. | Company | Type Permit | County | Location (Block #) | Distance or Area | Period | Consideration |
|------|--|-----------------------------------|----------------------|-----------------------|---------------------------------|---------------------|---------------|
| 7578 | Southwest Tx. Electric Coop. (Renewal of #5322 & #5323) | Power Line Distribution | Crockett | 49 & 50 | 1,262.72 rods of single pole | 2/1/90 1/31/2000 | \$ 1,767.81 |
| 7579 | Southwest Tx. Electric Coop. (Renewal of #5130) | Power Line Distribution | Crockett | 12 & 14 | 1,018.90 rods of single pole | 1/1/90 12/31/99 | 1,426.46 |
| 7580 | Southwest Tx. Electric Coop. (Renewal of #5132) | Power Line Distribution | Crockett | 47 | 302.24 rods of single pole | 2/1/90 1/31/2000 | 423.14 |
| 7581 | Southwest Tx. Electric Coop. (Renewal of #5320) | Power Line Distribution | Crockett | 48 & 49 | 441.58 rods of single pole | 2/1/90 1/31/2000 | 618.21 |
| 7582 | Chevron Pipe Line Company | Pipe Line Oil | Crane | 30 | 703.94 rods of 4 3/4" line | 1/1/90 12/31/99 | 3,519.70 |
| 7583 | Bridge Oil Company, L.P. | Pipe Line Water | Andrews | 4 & 5 | 929.00 rods of 4" line | 2/1/90 1/31/2000 | 4,645.00 |
| 7584 | Westar Transmission Company (Renewal of #5126) | Pipe Line Gas | Ward | 16 | 996.94 rods of 8 5/8" line | 1/1/90 12/31/99 | 4,486.23 |
| 7585 | W.L. Kidd Oil Field Service, Inc. | Surface Lease Office & Storage | Ward | 16 | 2.296 acres approximately | 1/1/90 12/31/90 | 1,250.00* |
| 7586 | J.L. Davis (Renewal of #5176) | Pipe Line Gas | Crockett & Reagan | 47, 49, & 50 | 3,304.24 rods of 4" line | 2/1/90 1/31/2000 | 14,869.08 |

*Renewable from year to year, but not to exceed a total of ten years. Negotiated by the Manager of University Lands - Surface Interests.

| No. | Company | Type Permit | County | Location (Block #) | Distance or Area | Period | Consideration |
|------|---|---|----------|-----------------------|--|---------------------|---------------------|
| 7587 | Phillips Pipe Line Company (Renewal of #5092) | Pipe Line Oil | Andrews | 5 | 19.20 rods of 4 1/2" line | 3/1/90 2/28/2000 | \$ 400.00 (Min.) |
| 7588 | Phillips 66 Natural Gas Co. (Renewal of #5123) | Pipe Line Gas | Upton | 30 | 120.90 rods of 3 1/2" line | 3/1/90 2/28/2000 | 544.05 |
| 7589 | Phillips 66 Natural Gas Co. (Renewal of #5124) | Pipe Line Gas | Andrews | 4 & 10 | 250.20 rods of 4 1/2" line | 4/1/90 3/31/2000 | 1,125.90 |
| 7590 | Bayou Bend Petroleum Corporation | Surface Lease Compressor Site & H ² S Treater Site | Crockett | 29 | 0.23 acre approximately | 12/1/89 11/30/99 | 4,000.00 |
| 7591 | Apache Gas Corporation (Renewal of #5049) | Pipe Line Gas | Crockett | 29 | 112.67 rods of 4 1/2" line | 4/1/90 3/31/2000 | 507.00 |
| 7592 | El Paso Natural Gas Company (Renewal of #5012) | Pipe Line Gas | Reagan | 2 | 46.79 rods of 4 1/2" line | 2/1/90 1/31/2000 | 400.00 (Min.) |
| 7593 | El Paso Natural Gas Company (Renewal of #5047 & #5146) | Pipe Line Gas | Reagan | 11 & 58 | 502.55 rods of 4 1/2" line & 409.70 rods of 6 5/8" line | 3/1/90 2/28/2000 | 4,105.13 |
| 7594 | El Paso Natural Gas Company (Renewal of #5147) | Pipe Line Gas | Upton | 3 | 230.91 rods of 4 1/2" line | 3/1/90 2/28/2000 | 1,039.09 |
| 7595 | El Paso Natural Gas Company (Renewal of #5178 & #5179) | Pipe Line Gas | Crockett | 39 | 301.27 rods of 4 1/2" line | 4/1/90 3/31/2000 | 1,355.73 |

| No. | Company | Type Permit | County | Location (Block #) | Distance or Area | Period | Consideration |
|------|--|---|-------------------|--------------------|-------------------------------|---------------------|------------------|
| 7596 | Mobil Producing Texas & New Mexico, Inc. (Renewal of #5135) | Pipe Line Gas | Ward | 16 | 565.70 rods of 6 1/2" line | 3/1/90 2/28/2000 | \$ 2,545.65 |
| 7597 | Texas Utilities Electric Co. (Renewal of #5164) | Power Line Distribution | Andrews & Ward | 4, 5, 13, & 17 | 373.61 rods of single pole | 4/1/90 3/31/2000 | 523.05 |
| 7598 | Mobil Pipe Line Company | Surface Lease Crude Oil Pipe- line Pump Station | Andrews | 5 | 0.132 acre approximately | 2/1/90 1/31/2000 | 4,000.00 |
| 7599 | Great Plains Water System, Inc. (Renewal of #5169) | Pipe Line Water | Andrews | 10 | 969.27 rods of 6.14" line | 2/1/90 1/31/2000 | 4,361.72 |
| 7600 | Cap Rock Electric Coop., Inc. (Renewal of #5345) | Power Line Distribution | Reagan | 10 | 53.03 rods of single pole | 5/1/90 4/30/2000 | 400.00 (Min.) |
| 7601 | Cap Rock Electric Coop., Inc. (Renewal of #5346) | Power Line Distribution | Reagan | 9 | 727.88 rods of single pole | 5/1/90 4/30/2000 | 1,019.03 |
| 7602 | Cap Rock Electric Coop., Inc. (Renewal of #5347) | Power Line Distribution | Reagan | 58 | 87.27 rods of single pole | 5/1/90 4/30/2000 | 400.00 (Min.) |
| 7603 | Exxon Pipeline Company (Renewal of #5120) | Pipe Line Oil | Reagan | 11 & 49 | 2,059.90 rods of 12" line | 2/1/90 1/31/2000 | 13,389.35 |
| 7604 | Atlantic Richfield Company (Renewal of #5111) | Surface Lease Gas Plant | Crane | 31 | 60.00 acres approximately | 3/1/90 2/28/2000 | 36,000.00 |

| No. | Company | Type Permit | County | Location (Block #) | Distance or Area | Period | Consideration |
|------|--|--|----------------------|-----------------------|---------------------------------|---------------------|---------------|
| 7605 | Valero Transmission, L.P. (Renewal of #5086) | Pipe Line Gas | Ward | 16 | 282.85 rods of 4 1/2" line | 4/1/90 3/31/2000 | \$ 1,272.83 |
| 7606 | Valero Transmission, L.P. (Renewal of #5087) | Pipe Line Gas | Ward | 16 | 583.45 rods of 4 1/2" line | 4/1/90 3/31/2000 | 2,625.53 |
| 7607 | Valero Transmission, L.P. (Renewal of #5088) | Pipe Line Gas | Ward | 16 | 381.70 rods of 6 5/8" line | 4/1/90 3/31/2000 | 1,717.65 |
| 7608 | Baker Performance Chemicals Inc. | Surface Lease Chemical Storage Yard & Office | Reagan | 11 | 0.918 acres approximately | 2/1/90 1/31/91 | 500.00* |
| 7609 | Regal Gas Corporation | Pipe Line Gas | Andrews | 9 | 370.48 rods of 8" line | 2/1/90 1/31/2000 | 1,852.40 |
| 7610 | Ken Hill | Surface Lease Residence | Crane | 31 | 0.918 acre approximately | 3/1/90 2/28/91 | 400.00* |
| 7611 | Southwest Tx. Electric Coop. (Renewal of #5321 & #5324) | Power Line Distribution | Crockett | 47, 48, & 49 | 452.73 rods of single pole | 5/1/90 4/30/2000 | 633.82 |
| 7612 | Southwest Tx. Electric Coop. (Renewal of #5327) | Power Line Distribution | Reagan & Crockett | 48, 50, & 49 | 1,009.82 rods of single pole | 5/1/90 4/30/2000 | 1,413.75 |
| 7613 | Texaco Producing Inc. (Renewal of #5101) | Pipe Line Water | Ector | 35 | 241.00 rods of 6" line | 3/1/90 2/28/2000 | 1,084.50 |

*Renewable from year to year, but not to exceed a total of ten years. Negotiated by the Manager of University Lands - Surface Interests.

| No. | Company | Type Permit | County | Location (Block #) | Distance or Area | Period | Consideration |
|------|--|--|----------|------------------------|---|---------------------|---------------|
| 7614 | Mobil Pipe Line Company (Renewal of #5105) | Pipe Line Oil | Ward | 16 | 145.88 rods of 4 1/2" line | 4/1/90 3/31/2000 | \$ 656.46 |
| 7615 | J.L. Davis (Renewal of #5165) | Pipe Line Gas | Reagan | 48 | 206.91 rods of 4 1/2" line | 3/1/90 2/28/2000 | 931.10 |
| 7616 | Phillips Petroleum Company (Renewal of #5221) | Pipe Line SWD | Andrews | 8 & 5 | 499.40 rods of 4 1/2" line | 5/1/90 4/30/2000 | 2,247.30 |
| 7617 | Phillips 66 Natural Gas Co. | Pipe Line Gas | Andrews | 1, 2, 4, 8, 9, & 13 | 68.40 rods of 2 3/8" line, 515.70 rods of 3 1/2" line & 875.70 rods of 4 1/2" line | 5/1/90 4/30/2000 | 6,569.10 |
| 7618 | Carroll G. Talent (Renewal of #5335) | Surface Lease Truck & Travel Stop | El Paso | L | 4.00 acres approximately | 3/1/90 2/28/91 | 8,000.00* |
| 7619 | Danson Oil Corporation (Renewal of #5177) | Surface Lease Water Injection System Tank Battery | Crockett | 50 | 3.00 acres approximately | 3/1/90 2/28/2000 | 4,000.00 |

*Renewable from year to year, but not to exceed a total of ten years. Negotiated by the Manager of University Lands - Surface Interests.

| No. | Company | Type Permit | County | Location (Block #) | Distance or Area | Period | Consideration |
|------|--|-------------------------------|----------|-----------------------|---|---------------------|------------------|
| 7620 | Chevron U.S.A. Inc. (Renewal of #5152) | Pipe Line Gas | Winkler | 21 | 94.00 rods of 6" line & 101.00 rods of 10" line | 5/1/90 4/30/2000 | \$ 877.50 |
| 7621 | Delhi Gas Pipeline Corp. (Renewal of #5160) | Pipe Line Gas | Crockett | 33 | 47.21 rods of 4" line | 4/1/90 3/31/2000 | 400.00 (Min.) |
| 7622 | Delhi Gas Pipeline Corp. (Renewal of #5161) | Pipe Line Gas | Crockett | 33 | 380.61 rods of 4" line | 4/1/90 3/31/2000 | 1,712.75 |
| 7623 | Delhi Gas Pipeline Corp. (Renewal of #5162) | Pipe Line Gas | Crockett | 33 | 69.76 rods of 4" line | 4/1/90 3/31/2000 | 400.00 (Min.) |
| 7624 | Bayou Bend Petroleum Corp. | Pipe Line Gas | Crockett | 29 | 320.11 rods of 3 1/2" line & 60.19 rods of 2" line | 2/1/90 1/31/2000 | 1,901.50 |
| 7625 | Phillips Pipe Line Company (Renewal of #5142) | Surface Lease Pump Station | Crockett | 39 | 2.50 acres approximately | 6/1/90 5/31/2000 | 4,000.00 |
| 7626 | Northern Natural Gas Company | Pipe Line Gas | Andrews | 13 | 827.00 rods of 8 5/8" line | 3/1/90 2/28/2000 | 4,135.00 |
| 7627 | Regal Gas Corporation (Renewal of #5127) | Pipe Line Gas | Andrews | 10 | 224.14 rods of 4 1/2" line | 3/1/90 2/28/2000 | 1,008.63 |

| No. | Company | Type Permit | County | Location (Block #) | Distance or Area | Period | Consideration |
|------|---|-------------------------|--------|-----------------------|---------------------|--------|---------------|
| 0001 | Domaine Cordier, U.S.A. Inc./ Cordier Estates Inc. | Surface Lease Winery | Pecos | 19 | Royalties | 1989 | 102,367.72** |

**Royalties collected on wine sales for 1989

Assignment of Leases Nos. 5721 & 7303

| No. | Lessor | Lessee | Type Permit | County | Consideration |
|------|--|----------------------|---------------|--------|---------------|
| 5721 | El Paso Hydrocarbons Co. | Palo Petroleum, Inc. | Pipe Line | Reagan | \$ 400.00 |
| 7303 | H. Wayne Smith, Trustee for Reagan State Bank | TCB Construction Co. | Surface Lease | Reagan | 400.00 |

Abandoned Pipe Sales Agreement No. A0004

| No. | Buyer | County | (Block #) | Price Per Lineal Foot | Consideration |
|-------|--|---------|-----------|--------------------------|---------------|
| A0004 | Structural Steel Corporation (Abandoned Easement #4856) | Winkler | 21 | \$.58 | \$ 15,747.71* |

*This includes \$10,000.00 paid by Buyer to be held in escrow by Seller and to be returned to Buyer only upon completion by Buyer of all the terms and conditions of this Agreement.

Vineyard/Winery Income No. B0001

| No. | Company | Type Income | Dated | Consideration |
|-------|-------------------------|-----------------|---------|---------------|
| B0001 | La Escarbada XIT Winery | Agreement | 2/1/90 | \$ 1,200.00 |
| | | Wine Tank Lease | 1/31/91 | |

Flexible Grazing Lease Nos. 0152, 0161 & 0162

The following grazing leases are for a ten year term in accordance with the Flexible Grazing Lease Policies adopted by the Board of Regents at its February 1, 1984 meeting provided that the lessee carries out the range conservation and/or ranch improvement practices specified in said leases which shall be certified by the Manager of University Lands - Surface Interests. These leases are on the University's standard form with semi-annual payment of rental of January 1, and July 1, of each year.

| No. | Lessee | County | Block | Acreage | Period | Minimum Rental Per Acre | Minimum Annual Rental | Semi-Annual Rental |
|---------|---|-------------------|-------------------|-----------|---------------------|-------------------------|-----------------------|--------------------|
| 0152* | Sherry Saunders Berger & Christie Deryll Berger | Crockett | 31 & 32 | 4,265.34 | 1/1/90 12/31/99 | \$ 0.93 | \$3,966.77 | \$1,983.39 |
| 0161** | Lucille Barr, Nina Hooper & Sammy Hooper | Reagan & Upton | 1, 4, 5, 6 & 8 | 16,242.30 | 3/1/90 2/28/2000 | 0.85 | 13,805.96 | 6,902.98 |
| 0162*** | David Joe Bean & George Douglas Bean | Crockett & Reagan | 6 & 7 | 16,904.20 | 3/1/90 2/28/2000 | 0.85 | 14,368.57 | 7,184.29 |

*This Flexible Grazing Lease is an assignment with a \$400.00 assignment fee collected.

**Flexible Grazing Lease No. 0052 expired under its own terms. A bonus was received in the amount of \$119,400.21 on renewal of this lease.

***Flexible Grazing Lease No. 0045 expired under its own terms. A bonus was received in the amount of \$100,041.08 on renewal of this lease.

Salt Water Disposal Contract Nos. 75D - 77D

| No. | Company | Type Permit | County | Location (Block #) | Distance or Area | Period | Consideration |
|-----|--|-------------|----------|--------------------|------------------|--------------------|---------------|
| 75D | Parker & Parsley (Renewal of #6287) | SWD | Reagan | 48 | 1 acre | 2/15/90 2/14/91 | \$ 1,500.00* |
| 76D | BTA Oil Producers (Renewal of #1D) | SWD | Ward | 16 | 1 acre | 4/1/90 3/31/91 | 1,500.00* |
| 77D | Baytech, Inc. (Renewal of #4D) | SWD | Crockett | 5 | 1 acre | 5/8/90 5/7/91 | 1,000.00* |

Geophysical Permits Nos. 4263 - 4272

| No. | Company | Area and Counties | Period | Consideration |
|------|---|--|--------------------|---------------|
| 4263 | Geo-Search Corporation for Maxus Exploration | ONE - Blks 1 through 14, Andrews, Gaines and Martin Counties | 1/1/90 3/31/90 | \$ 400.00** |
| 4264 | Halliburton Geophysical Services Inc. | ONE - Blks 1 through 14, Andrews, Gaines and Martin Counties | 1/4/90 4/13/90 | 400.00** |
| 4265 | First Seismic Corporation | TEN - Blks 16 through 28 and James Campbell Blk 165, Pecos County | 1/20/90 4/19/90 | 400.00** |
| 4266 | Halliburton Geophysical Services Inc. for Conoco | EIGHT - Blks 34 through 37, Terrell County | 1/16/90 4/15/90 | 400.00** |

*Annual advance rental. Renewable from year to year, but not to exceed a total of five years. Negotiated by Manager of University Lands - Oil, Gas and Mineral Interests.

**Geophysical permit fee.

| No. | Company | Area and Counties | Period | Consideration |
|------|---|--|-------------------------------|---------------|
| 4267 | Dawson Geophysical Co. for Enron Oil & Gas | FIVE - Blks 16 through 21, Loving, Ward and Winkler Counties | 1/19/90 | 400.00** |
| 4268 | Western Geophysical Company for Mitchell Energy | ONE - Blks 1 through 14, Andrews, Gaines and Martin Counties | 4/18/90 1/29/90 4/28/90 | 400.00** |
| 4269 | Dawson Geophysical Company for Chevron U.S.A. | ONE - Blks 1 through 14, Andrews, Gaines and Martin Counties | 1/29/90 4/28/90 | 400.00** |
| 4270 | Dawson Geophysical Company for Chevron U.S.A. | TWO - Blks 30, 31 and 35, Crane, Ector and Upton Counties | 2/12/90 5/11/90 | 400.00** |
| 4271 | Phillips Petroleum Company | ONE - Blks 1 through 14, Andrews, Gaines and Martin Counties | 2/27/90 5/26/90 | 400.00** |
| 4272 | Exxon Company, U.S.A. | ONE - Blks 1 through 14, Andrews, Gaines and Martin Counties | 3/1/90 5/31/90 | 400.00** |

**Geophysical permit fee.

L & I 13

1925

II. PERMANENT UNIVERSITY FUND

PERMANENT UNIVERSITY FUND
SUMMARY OF SECURITIES TRANSACTIONS
(December 1 - 31, 1989)

REPORT ON SECURITIES TRANSACTIONS. -- The following securities transactions have been made for the Permanent University Fund in December, 1989. The Executive Vice Chancellor for Asset Management recommends approval by the Board of Regents of these transactions.

| <u>PURCHASES:</u> | <u>COST (BOOK VALUE)</u> | <u>YIELD AT COST</u> |
|--|------------------------------|--------------------------|
| <u>DEBT SECURITIES--</u> | | |
| U.S. Govt. Obligations - Direct | \$997,656.25 | 7.97% |
| <u>EQUITY SECURITIES--</u> | | |
| Convertible Preferred Stock | 42,680.00 | 8.81% |
| Common Stocks | 25,110,145.63 | 3.05% |
| Total Equity Securities | <u>25,152,825.63</u> | <u>3.06%</u> |
| <u>CAPITAL CONTRIBUTIONS:</u> | | |
| Special Investments | 1,893,249.62 | N/A (2) |
| <u>TOTAL LONG TERM SECURITIES</u> | <u>28,043,731.50</u> | <u>3.03%</u> |
| <u>SHORT TERM SECURITIES (Net):</u> | | |
| Commercial Paper | 15,000,000.00 | |
| U.S. Govt. Agencies (Non-Gtd.) | 6,345,169.54 | |
| U.S. Treasury Bills | 4,872,000.01 | |
| U.S. Govt. Obligations (Direct) | 64,637.58 | |
| <u>TOTAL SHORT TERM SECURITIES</u> | <u>26,281,807.13</u> | |
| <u>TOTAL ACQUISITIONS</u> | <u>\$54,325,538.63</u> | |
| <u>SALES:</u> | | |
| <u>PROCEEDS</u> | | |
| <u>GAIN OR (LOSS)</u> | | |
| <u>DEBT SECURITIES--</u> | | |
| Preferred Stock | \$113,776.88 | (\$358,753.42) |
| <u>EQUITY SECURITIES--</u> | | |
| Convertible Preferred Stocks | 2,376.00 | (702.00) |
| Common Stocks | 40,226,504.32 | 7,419,602.37 |
| Total Sales | <u>40,342,657.20</u> | <u>7,060,146.95</u> |
| <u>CAPITAL RETURNS:</u> | | |
| Special Investments | 1,525.29 | 0.00 |
| <u>MATURITIES & PREPAYMENTS:</u> | | |
| <u>DEBT SECURITIES--</u> | | |
| U.S. Govt. Obligations (Gtd.) | | |
| GNMA Pools | 562,414.72 | 11,569.38 |
| Various | 28,000.00 | |
| FHA Mortgages | 35,077.43 | 0.00 |
| Total U.S. Govt. Obligations (Gtd.) | <u>625,492.15</u> | <u>11,569.38</u> |
| U.S. Govt. Agencies (Non-Gtd.) | 2,048,959.67 | 9,477.87 |
| Corporate Bonds | 524,000.00 | 0.00 |
| Total Maturities & Prepayments | <u>3,198,451.82</u> | <u>21,047.25</u> |
| <u>TOTAL DISPOSITIONS</u> | <u>\$43,542,634.31</u> | <u>\$7,081,194.20</u> |

- (1) Yield on Common Stocks based on cost price and dividend rate as of 12/31/89.
(2) Current Yield is not calculated on Special Investments due to the absence of scheduled interest and dividend payments.

PERMANENT UNIVERSITY FUND
Comparison Summary of Assets

| Security | December 31, 1988 | | | | December 31, 1989 | | | |
|--|---------------------------|---------------|---------------------------|---------------|---------------------------|---------------|---------------------------|---------------|
| | Book Value | Book Yield | Market Value | Market Yield | Book Value | Book Yield | Market Value | Market Yield |
| LONG TERM SECURITIES: | | | | | | | | |
| DEBT SECURITIES -- | | | | | | | | |
| U. S. GOVT. OBLIGATIONS: | | | | | | | | |
| Direct - Treasuries | \$434,641,253.56 | 10.39% | \$455,271,726.08 | 9.19% | \$424,889,358.12 | 10.19% | \$462,846,372.41 | 8.03% |
| Gtd. - Various Bonds | 132,871,519.41 | 9.55% | 128,213,020.63 | 10.02% | 136,541,347.52 | 9.63% | 139,344,982.35 | 9.38% |
| FHA Mortgages | 3,602,947.77 | 6.99% | 3,051,817.49 | 10.96% | 3,152,272.70 | 7.00% | 2,710,255.11 | 10.99% |
| Total U. S. Govts | 571,115,720.74 | 10.17% | 586,536,564.20 | 9.38% | 564,582,978.34 | 10.04% | 604,901,609.87 | 8.35% |
| U. S. GOVT. AGENCIES: | | | | | | | | |
| Non-Guaranteed | 312,319,623.38 | 9.72% | 304,624,041.81 | 10.03% | 309,562,864.18 | 9.72% | 314,689,701.79 | 9.44% |
| CORPORATE BONDS | 701,007,582.76 | 10.26% | 687,002,190.17 | 10.37% | 744,605,978.66 | 10.03% | 756,269,738.22 | 9.59% |
| TOTAL DEBT SECURITIES | 1,584,442,926.88 | 10.12% | 1,578,162,796.18 | 9.94% | 1,618,751,821.18 | 9.97% | 1,675,861,049.88 | 9.11% |
| PREFERRED STOCKS | 5,902,580.56 | 13.26% | 7,175,001.54 | 10.89% | 7,022,311.20 | 13.59% | 9,177,450.80 | 10.40% |
| TOTAL FIXED INCOME SECURITIES | 1,590,345,507.44 | 10.13% | 1,585,337,797.72 | 9.94% | 1,625,774,132.38 | 9.99% | 1,685,038,500.68 | 9.12% |
| EQUITY SECURITIES | | | | | | | | |
| Convertible Debentures | 566,679.00 | 8.14% | 551,625.00 | 8.36% | 445,036.50 | 8.93% | 336,500.00 | 11.81% |
| Convertible Preferred Stocks | 1,459,417.98 | 10.50% | 1,383,932.93 | 11.07% | 1,925,428.96 | 8.06% | 1,572,672.97 | 9.87% |
| Common Stocks | 1,036,935,214.26 | 4.28% | 1,209,569,471.73 | 3.67% | 1,201,382,381.76 | 4.44% | 1,520,550,965.39 | 3.51% |
| TOTAL EQUITY SECURITIES | 1,038,961,311.24 | 4.29% | 1,211,505,029.66 | 3.68% | 1,203,752,847.22 | 4.45% | 1,522,460,138.36 | 3.52% |
| SPECIAL INVESTMENTS | 0.00 | 0.00% | 0.00 | 0.00% | 24,510,482.19 | 0.00% | 24,510,482.19 | 0.00% |
| TOTAL LONG TERM | 2,629,306,818.68 | 7.82% | 2,796,842,827.38 | 7.23% | 2,854,037,461.79 | 7.56% | 3,232,009,121.23 | 6.40% |
| CASH & EQUIVALENT: | | | | | | | | |
| U. S. Governments (Dir & Gtd) | 38,423,161.23 | 11.86% | 38,747,441.98 | 8.55% | 80,930,440.69 | 10.38% | 82,409,361.65 | 8.11% |
| U. S. Governments (Non-Gtd) | 42,908,148.62 | 8.98% | 42,908,148.62 | 8.98% | 24,985,305.10 | 8.82% | 25,007,955.10 | 8.42% |
| Corporate Bonds | 18,379,438.96 | 11.79% | 16,348,834.74 | 20.75% | 13,233,900.16 | 11.95% | 13,450,191.54 | 9.23% |
| Commercial Paper | 348,000,000.00 | 8.59% | 348,000,000.00 | 8.59% | 295,000,000.00 | 8.41% | 295,000,000.00 | 8.41% |
| U.S. Treasury Bills | 63,709,794.10 | 7.04% | 63,709,794.10 | 7.04% | 14,677,108.34 | 7.98% | 14,677,108.34 | 7.98% |
| Cash | 29,592,153.28 | 7.29% | 29,592,153.28 | 7.29% | 64,443,446.51 | 8.39% | 64,443,446.51 | 8.39% |
| TOTAL SHORT TERM | 541,012,696.19 | 8.71% | 539,306,372.72 | 8.73% | 493,270,200.80 | 8.83% | 494,988,063.14 | 8.37% |
| TOTAL SECURITIES, CASH & EQUIVALENT | \$3,170,319,514.87 | 7.97% | \$3,336,149,200.10 | 7.47% | \$3,347,307,662.59 | 7.75% | \$3,726,997,184.37 | 6.66% |

PERMANENT UNIVERSITY FUND
SUMMARY OF INCOME FROM INVESTMENTS
(December 1 - 31, 1989)

| | CASH | ACCRUED | TOTAL |
|---|------------------------|-----------------------|------------------------|
| FROM FIXED INCOME SECURITIES -- | | | |
| U.S. Treasuries | \$370,949.54 | \$3,795,009.27 | \$4,165,958.81 |
| U.S. Govt. Obligations (Gtd.) | 999,672.31 | 121,814.80 | 1,121,487.11 |
| U.S. Govt. Agencies (Non-Gtd.) | 2,374,037.32 | 253,906.40 | 2,627,943.72 |
| FHA Mortgages | 18,010.84 | 0.00 | 18,010.84 |
| Corporate Bonds | 6,232,697.61 | (336,103.58) | 5,896,594.03 |
| Preferred Stocks | 0.00 | 0.00 | 0.00 |
| Total from Fixed Income Securities | 9,995,367.62 | 3,834,626.89 | 13,829,994.51 |
| FROM EQUITY SECURITIES -- | | | |
| Convertible Debentures | 0.00 | 3,312.50 | 3,312.50 |
| Convertible Preferred Stocks | 0.00 | 0.00 | 0.00 |
| Common Stocks | 6,107,855.64 | 0.00 | 6,107,855.64 |
| Total from Equity Securities | 6,107,855.64 | 3,312.50 | 6,111,168.14 |
| TOTAL FROM LONG TERM INVESTMENTS | 16,103,223.26 | 3,837,939.39 | 19,941,162.65 |
| FROM SHORT TERM INVESTMENTS -- | | | |
| U.S. Govt. Obligations (Gtd.) | 64,637.58 | 0.00 | 64,637.58 |
| U.S. Government Agencies - Short Term Notes | 652,586.66 | (525,270.14) | 127,316.52 |
| Commercial Paper | 858,265.52 | 1,164,596.05 | 2,022,861.57 |
| Treasury Bills | 11,418.76 | 75,936.77 | 87,355.53 |
| Interest on Funds in State Treasury | 0.00 | 0.00 | 0.00 |
| Interest on Bank Clearing Balances | 0.00 | 0.00 | 0.00 |
| TOTAL FROM SHORT TERM INVESTMENTS | 1,586,908.52 | 715,262.68 | 2,302,171.20 |
| TOTAL INCOME FROM INVESTMENTS TO AVAILABLE UNIVERSITY FUND | \$17,690,131.78 | \$4,553,202.07 | \$22,243,333.85 |

INTEREST ACCRUED

| | As of 12/31/89 | As of 11/30/89 | NET |
|---|------------------------|------------------------|-----------------------|
| U. S. Treasuries | \$10,502,941.20 | \$6,707,931.93 | \$3,795,009.27 |
| U. S. Govt. Obligations (Gtd.) | 1,344,441.20 | 1,222,626.40 | 121,814.80 |
| U. S. Govt. Agencies (Non-Gtd.) | 2,978,870.92 | 2,724,964.52 | 253,906.40 |
| Corporate Bonds | 16,373,682.59 | 16,709,786.17 | (336,103.58) |
| Convertible Debentures | 14,681.25 | 11,368.75 | 3,312.50 |
| U. S. Govt. Agencies - Short Term Notes | 175,019.44 | 700,289.58 | (525,270.14) |
| Commercial Paper | 2,992,292.34 | 1,827,696.29 | 1,164,596.05 |
| U. S. Treasury Bills | 78,078.44 | 2,141.67 | 75,936.77 |
| | \$34,460,007.38 | \$29,906,805.31 | \$4,553,202.07 |

PERMANENT UNIVERSITY FUND

STATEMENT OF CASH RECEIPTS AND DISBURSEMENTS
(December 1 - 31, 1989)

CASH RECEIPTS

RECEIPTS INCREASING THE FUND:

| | |
|----------------------------|----------------|
| Mineral Royalties | |
| Oil | \$4,525,711.53 |
| Gas | 1,490,243.53 |
| Sulphur | 622.00 |
| Water | 51,609.79 |
| Brine | 5,680.40 |
| Rental | |
| Mineral Lease | 57,546.61 |
| Other | 500.00 |
| Sale of Sand, Gravel, Etc. | 1,151.10 |
| Bonuses | 2,160,575.16 |

Total University Lands Receipts 8,293,640.12

Gain or (Loss) on Sales of Securities 7,081,194.20

Total \$15,374,834.32

RECEIPTS FROM SALES OF SECURITIES:

| | |
|-----------------------------|---------------|
| Preferred Stocks | 472,530.30 |
| Special Investments | 1,525.29 |
| Convertible Preferred Stock | 3,078.00 |
| Common Stocks | 32,806,901.95 |

33,284,035.54

RECEIPTS FROM MATURING SECURITIES AND AMORTIZATION:

| | |
|--|----------------|
| U.S. Govt. Obligations (Gtd.) | 578,845.34 |
| U.S. Govt. Agencies (Non-Gtd.) | 2,039,437.86 |
| Corporate Bonds | 524,000.00 |
| FHA Mortgages | 35,077.43 |
| Net Amortization on Bonds (Discount in Excess of Premium) | (1,428,964.49) |
| Prior Month Correction FHLMC | 43.94 |

Total 1,748,440.08

Total Cash Receipts 50,407,309.94

CASH ON HAND:

| | |
|-------------------|---------------|
| November 30, 1989 | 67,633,032.20 |
| December 31, 1989 | 64,443,446.51 |

Decrease in Cash Balance (Add) 3,189,585.69

Total Cash Accounted for \$53,596,895.63

PERMANENT UNIVERSITY FUND

STATEMENT OF CASH RECEIPTS AND DISBURSEMENTS (Continued)
(December 1 - 31, 1989)

CASH DISBURSEMENTS

ASSETS PURCHASED:

| | |
|--|----------------------------|
| U. S. Govt. Obligations (Direct) (\$1,000,000.00 par)- | \$997,656.25 |
| Special Investments (\$1,893,249.62 par) | 1,893,249.62 |
| Convertible Preferred Stocks (2,000 shares) | 42,680.00 |
| Common Stocks (874,900 shares) | 25,110,145.63 |
| Commercial Paper (Net) (\$15,000,000.00 par value) | 15,000,000.00 |
| U. S. Treasury Bills (\$5,000,000.00 par value) | 4,860,581.25 |
| U. S. Government Agencies (Non-Gtd.) (\$5,775,000.00 par value) | 5,692,582.88 |
| Total Cash Disbursements | <u>\$53,596,895.63</u> |

SUMMARY

Book Value of Permanent University Fund Investments

| | | |
|---|----------------|---------------------------|
| November 30, 1989 | | \$3,331,932,828.27 |
| Additions for December, 1989: | | |
| From West Texas Lands | \$8,293,640.12 | |
| Realized Net Gain or (Loss) on Security Transactions | 7,081,194.20 | 15,374,834.32 |
| (See Cash Receipts Increasing the Fund for Detail) | | |
| December 31, 1989 | | <u>\$3,347,307,662.59</u> |

PERMANENT UNIVERSITY FUND
SCHEDULE OF SECURITIES PURCHASED
(December 1 - 31, 1989)

| SECURITY | PAR VALUE OR NO. SHARES (3) | TOTAL PRINCIPAL COST | YIELD AT COST |
|---|--------------------------------|-------------------------|------------------|
| <u>LONG TERM SECURITIES:</u> | | | |
| <u>DEBT SECURITIES:</u> | | | |
| <u>U.S. GOVT. OBLIGATIONS (Direct):</u> | | | |
| U.S. Treasury 7-7/8% Note; 8/15/92 | \$1,000,000.00 | \$997,656.25 | 7.97% |
| <u>CAPITAL CONTRIBUTIONS:</u> | | | |
| <u>SPECIAL INVESTMENTS:</u> | | | |
| 630 Investors | 6,775.00 | 6,775.00 | |
| Farm & Home Financial - Series D | 1,600,000.00 | 1,600,000.00 | |
| GN Partners | 250,000.00 | 250,000.00 | |
| Goldston Jeter RI | 36,474.62 | 36,474.62 | |
| TOTAL CAPITAL CONTRIBUTIONS | \$1,893,249.62 | 1,893,249.62 | N/A (2) |
| <u>EQUITY SECURITIES:</u> | | | |
| <u>CONVERTIBLE PREFERRED STOCK:</u> | | | |
| Midway Airlines, \$1.88 | 2,000 | 42,680.00 | 8.81% |
| <u>COMMON STOCKS:(1)</u> | | | |
| Abbott Laboratories | 4,200 | 273,956.00 | 2.15% |
| Ahmanson (H.F.) | 33,000 | 563,601.00 | 5.15% |
| Anheuser-Busch | 2,800 | 104,524.00 | 2.36% |
| Asarco | 5,800 | 179,539.00 | 5.17% |
| BankAmerica | 6,800 | 181,594.00 | 2.25% |
| Bellsouth | 2,000 | 104,180.00 | 4.84% |
| Blessings | 10,400 | 149,539.30 | 3.90% |
| Boise Cascade | 6,100 | 252,113.00 | 3.68% |
| Centex | 5,500 | 171,627.50 | 1.28% |
| Charming Shoppes | 17,500 | 185,937.50 | 1.13% |
| Consolidated Edison of New York | 22,600 | 607,415.20 | 12.80% |
| Consolidated Freightways | 35,100 | 909,445.40 | 4.09% |
| Crown Central Petroleum - Class B | 9,000 | 252,540.00 | 1.43% |
| Dean Foods | 3,200 | 97,856.00 | 2.16% |
| Deere | 12,900 | 747,148.70 | 3.46% |
| Digital Equipment | 14,600 | 1,248,368.00 | 0.00% |
| Enserch | 7,600 | 180,158.00 | 3.37% |
| Federal National Mortgage | 49,600 | 1,695,137.60 | 1.64% |
| First Brands | 85,500 | 1,623,850.00 | 0.00% |
| First Interstate Bancorp | 3,400 | 179,622.00 | 5.68% |
| Ford Motor | 10,000 | 446,225.00 | 6.72% |
| Ford Motor of Canada | 200 | 32,058.00 | 3.74% |
| Gencorp | 8,700 | 99,027.75 | 13.18% |
| General Dynamics | 4,100 | 179,391.40 | 2.29% |
| Georgia-Pacific | 1,600 | 74,728.00 | 3.43% |
| Glenmore Distilleries - Class B | 8,500 | 202,215.00 | 4.20% |
| GTE | 5,000 | 335,450.00 | 4.35% |
| Harland (John H.) | 4,300 | 96,556.50 | 3.03% |
| Hasbro | 34,800 | 629,079.60 | 0.89% |
| Household International | 27,700 | 1,498,916.00 | 3.95% |
| Inco | 34,700 | 937,438.50 | 3.70% |
| Ipco | 16,000 | 169,055.14 | 0.00% |
| Kmart | 31,000 | 1,097,579.80 | 4.63% |
| L. A. Gear | 16,000 | 589,490.00 | 0.00% |

PERMANENT UNIVERSITY FUND
 SCHEDULE OF SECURITIES PURCHASED (Continued)
 (December 1 - 31, 1989)

| SECURITY | PAR VALUE OR NO. SHARES (3) | TOTAL PRINCIPAL COST | YIELD AT COST |
|---------------------------------------|--------------------------------|-------------------------|------------------|
| <u>COMMON STOCKS: (1) (Continued)</u> | | | |
| Leggett & Platt | 3,700 | \$102,046.00 | 2.76% |
| Manitowoc | 5,000 | 103,425.00 | 4.83% |
| Mellon Bank | 13,100 | 393,610.40 | 4.66% |
| Neiman-Marcus Group | 5,000 | 80,450.00 | 1.24% |
| Norfolk Southern | 4,700 | 178,976.00 | 3.78% |
| Philip Morris | 24,400 | 1,047,417.24 | 3.19% |
| Prime Motor Inns | 28,800 | 686,123.90 | 0.33% |
| Ralston Purina | 3,000 | 248,859.00 | 1.99% |
| Rite Aid | 5,800 | 198,864.00 | 2.39% |
| Seagram Limited | 3,100 | 268,036.00 | 1.62% |
| Security Pacific | 10,500 | 448,224.00 | 5.34% |
| Service International | 17,000 | 249,645.00 | 3.81% |
| Southeast Banking | 9,400 | 213,427.00 | 4.93% |
| Stone Container | 15,600 | 382,247.40 | 2.94% |
| Sun | 7,600 | 310,281.20 | 4.41% |
| Telefonica de Espana ADS | 26,100 | 633,969.00 | 5.35% |
| Textron | 38,100 | 928,494.20 | 4.10% |
| Unionfed Financial | 36,700 | 647,993.00 | 2.49% |
| UST | 10,400 | 303,732.00 | 3.77% |
| USLife | 3,900 | 180,687.00 | 3.19% |
| Wang Laboratories - Class B | 30,000 | 159,300.00 | 0.00% |
| Warner Communications | 10,000 | 634,280.00 | 1.07% |
| Warner-Lambert | 1,500 | 170,273.90 | 2.68% |
| Western Publishing Group | 17,100 | 343,453.50 | 0.00% |
| Wynn's International | 4,200 | 100,968.00 | 2.50% |
| | | | |
| TOTAL COMMON STOCKS | | <u>25,110,145.63</u> | <u>3.05%</u> |
| | | | |
| TOTAL LONG TERM INVESTMENTS | | <u>28,043,731.50</u> | <u>3.03%</u> |
| <u>SHORT TERM SECURITIES:</u> | | | |
| <u>POOLED INVESTMENTS (Net)--</u> | | | |
| Commercial Paper | \$15,000,000.00 | 15,000,000.00 | |
| U. S. Govt. Agencies (Non-Gtd.) | 5,775,000.00 | 6,345,169.54 | |
| U. S. Treasury Bills | 5,000,000.00 | 4,872,000.01 | |
| U. S. Govt Obligations (Direct) | 0.00 | 64,637.58 | |
| | <u>\$25,775,000.00</u> | <u>26,281,807.13</u> | |
| | | | |
| TOTAL SECURITIES PURCHASED | | <u>\$54,325,538.63</u> | |

- (1) Yield on Common Stocks based on cost price and dividend rate as of 12/31/89.
- (2) Current Yield is not calculated on Special Investments due to the absence of scheduled interest and dividend payments.
- (3) Reflects shares actually purchased. Does not reflect shares received as a result of stock splits and dividends subsequent to date of purchase.

PERMAMENT UNIVERSITY FUND
EQUITIES -- OTHER CHANGES
(December 1 - 31, 1989)

| <u>STOCK SPLITS, DIVIDENDS, AND DISTRIBUTIONS</u> | <u>SHS. RECEIVED</u> |
|---|---|
| Anthony Industries | 5¢ Stock Dividend 1,810 |
| Archer Daniels Midland | 3 - 2 Stock Split 60,668 |
| Conagra | 3 - 2 Stock Split 52,050 |
| Gray Research | 1 - 2 Distribution of Gray Computer 101,450 |

PERMANENT UNIVERSITY FUND
 SCHEDULE OF SECURITIES SOLD, CALLED OR MATURED
 (December 1 - 31, 1989)

| SECURITY | PAR VALUE OR NO. OF SHARES | BOOK VALUE OF HOLDINGS | NET SALES PROCEEDS | GAIN OR (LOSS) OVER BOOK VALUE |
|---|-------------------------------|---------------------------|-----------------------|--------------------------------------|
| <u>LONG TERM SECURITIES:</u> | | | | |
| <u>DEBT SECURITIES:</u> | | | | |
| <u>U. S. GOVT. OBLIGATIONS (Gtd.)</u> | | | | |
| GNMA Pass-Throughs and Project Loans, Various Pools | \$562,414.72 | \$550,845.34 | \$562,414.72 | \$11,569.38 |
| Patriot IV Shipping 8.05% Mer Marine XI, 12/7/04 | 28,000.00 | 28,000.00 | 28,000.00 | 0.00 |
| TOTAL VARIOUS | 590,414.72 | 578,845.34 | 590,414.72 | 11,569.38 |
| FHA Mortgages Principal Payments | 35,077.43 | 35,077.43 | 35,077.43 | 0.00 |
| TOTAL U.S. GOVT. OBLIGATIONS (Gtd.) | 625,492.15 | 613,922.77 | 625,492.15 | 11,569.38 |
| <u>U.S. GOVERNMENT AGENCIES (Non-Gtd.)</u> | | | | |
| Federal Home Loan Mortgages P. C.'s Various Groups | 2,048,959.67 | 2,039,481.80 | 2,048,959.67 | 9,477.87 |
| <u>CORPORATE BONDS:</u> | | | | |
| Texaco 4-1/2% Notes, 12/15/89 | 524,000.00 | 524,000.00 | 524,000.00 | 0.00 |
| TOTAL DEBT SECURITIES | \$3,198,451.82 | 3,177,404.57 | 3,198,451.82 | 21,047.25 |
| <u>PREFERRED STOCKS:</u> | | | | |
| Al Copeland Enterprises, 17-1/2% | 20,227 | 472,530.30 | 113,776.88 | (358,753.42) |
| TOTAL FIXED INCOME SECURITIES | | 3,649,934.87 | 3,312,228.70 | (337,706.17) |
| <u>SPECIAL INVESTMENTS:</u> | | | | |
| Goldston Jeter | 1,525.29 | 1,525.29 | 1,525.29 | 0.00 |
| <u>EQUITY SECURITIES:</u> | | | | |
| <u>CONVERTIBLE PREFERRED STOCK:</u> | | | | |
| HCA - Hospital of America, \$4.375 | 144 | 3,078.00 | 2,376.00 | (702.00) |

PERMANENT UNIVERSITY FUND
 SCHEDULE OF SECURITIES SOLD, CALLED OR MATURED (Continued)
 (December 1 - 31, 1989)

| SECURITY | NO. OF SHARES | BOOK VALUE OF HOLDINGS | NET SALES PROCEEDS | GAIN OR (LOSS) OVER BOOK VALUE |
|---------------------------------------|---------------|---------------------------|-----------------------|--------------------------------------|
| <u>EQUITY SECURITIES (Continued):</u> | | | | |
| <u>COMMON STOCK:</u> | | | | |
| Alcan Aluminum | 800 | \$17,563.77 | \$17,695.90 | \$132.13 |
| American Petrofina - Class A | 7,000 | 561,190.00 | 513,285.44 | (47,904.56) |
| American Telephone & Telegraph | 31,900 | 847,710.60 | 1,393,983.47 | 546,272.87 |
| Analog Devices | 16,200 | 161,838.00 | 140,284.74 | (21,553.26) |
| Armco | 100,000 | 930,400.00 | 1,069,964.16 | 139,564.16 |
| Bally Manufacturing | 11,200 | 202,496.00 | 151,698.91 | (50,797.09) |
| Bank of Boston | 6,700 | 200,933.00 | 129,345.87 | (71,587.13) |
| Berkley (WR) | 5,500 | 141,201.00 | 253,000.00 | 111,799.00 |
| Boeing | 8,400 | 252,926.06 | 500,665.28 | 247,739.22 |
| Bristol-Myers Squibb | 22,600 | 444,156.43 | 1,267,063.70 | 822,907.27 |
| Burlington Northern | 9,900 | 227,963.98 | 295,356.63 | 67,392.65 |
| Carolina Power & Light | 21,000 | 727,902.72 | 1,002,349.02 | 274,446.30 |
| Centel Cable Tel - Class A | 5,000 | 225,875.00 | 228,125.00 | 2,250.00 |
| Centel | 5,200 | 77,525.40 | 337,073.24 | 259,547.84 |
| Chemical Banking | 16,100 | 553,019.85 | 503,632.65 | (49,387.20) |
| Chevron | 7,100 | 208,562.62 | 502,627.72 | 294,065.10 |
| Combustion Engineering | 76,600 | 2,742,310.16 | 3,064,000.00 | 321,689.84 |
| Cross & Tracker | 17,300 | 194,625.00 | 101,637.50 | (92,987.50) |
| Donnelly (R.R.) & Sons | 14,000 | 535,444.90 | 657,024.15 | 121,579.25 |
| Empresa Nacional Electricidad ADS | 10,300 | 199,459.50 | 224,480.98 | 25,021.48 |
| Entergy | 18,200 | 393,393.00 | 402,343.03 | 8,950.03 |
| Ford Motor | 2,000 | 106,230.00 | 90,836.96 | (15,393.04) |
| General Re | 6,000 | 358,802.29 | 548,344.50 | 189,542.21 |
| General Signal | 7,000 | 389,539.15 | 334,175.85 | (55,363.30) |
| Great Northern Nekoosa | 41,600 | 1,759,370.80 | 2,559,820.26 | 800,449.46 |
| Humana | 18,400 | 450,143.42 | 762,927.51 | 312,784.09 |
| Inland Steel Industries | 4,400 | 200,706.00 | 147,342.27 | (53,363.73) |
| International Aluminum | 23,100 | 714,252.00 | 602,530.87 | (111,721.13) |
| Interstate/Johnson Lane | 72,500 | 558,714.95 | 361,018.65 | (197,696.30) |
| James River of Virginia | 50,000 | 1,297,022.15 | 1,344,005.07 | 46,982.92 |
| Johnson & Johnson | 2,200 | 108,437.80 | 125,527.81 | 17,090.01 |
| Kemper | 4,000 | 133,649.96 | 189,884.46 | 56,234.50 |
| Lilly (Eli) | 7,800 | 432,771.75 | 507,977.54 | 75,205.79 |
| Long Island Lighting | 72,000 | 1,017,776.30 | 1,427,352.29 | 409,575.99 |
| Louisiana-Pacific | 11,100 | 345,853.67 | 467,221.39 | 121,327.72 |
| M/A-COM | 32,600 | 202,527.10 | 161,364.56 | (41,162.54) |
| Manufacturers Hanover | 4,900 | 196,563.50 | 173,552.20 | (23,011.30) |
| McDonald's | 59,100 | 830,460.81 | 2,002,755.07 | 1,172,294.26 |
| Mobil | 8,000 | 364,684.78 | 498,343.36 | 133,658.58 |
| Monsanto | 10,000 | 775,600.00 | 1,183,840.52 | 408,240.52 |
| Northeast Utilities | 44,300 | 867,605.94 | 998,672.58 | 131,066.64 |
| Pacific Gas & Electric | 17,600 | 333,787.76 | 370,540.40 | 36,752.64 |
| Pacific Telesis Group | 600 | 25,956.00 | 30,128.99 | 4,172.99 |
| Pacificorp | 11,000 | 337,486.29 | 499,603.31 | 162,117.02 |

PERMANENT UNIVERSITY FUND
 SCHEDULE OF SECURITIES SOLD, CALLED OR MATURED (Continued)
 (December 1 - 31, 1989)

| SECURITY | NO. OF SHARES | BOOK VALUE OF HOLDINGS | NET SALES PROCEEDS | GAIN (LOSS) OVER BOOK VALUE |
|---|---------------|---------------------------|------------------------|-----------------------------------|
| <u>EQUITY SECURITIES (Continued):</u> | | | | |
| <u>COMMON STOCK (Continued):</u> | | | | |
| Pennzoil | 16,000 | \$1,314,788.00 | \$1,322,284.27 | \$7,496.27 |
| Public Service Enterprise Group | 44,500 | 1,086,302.20 | 1,249,023.23 | 162,721.03 |
| Rohm & Haas | 92,600 | 3,269,283.79 | 2,934,057.45 | (335,226.34) |
| Royal Dutch Petroleum | 13,800 | 919,042.50 | 1,009,115.94 | 90,073.44 |
| Ryder System | 9,000 | 200,232.00 | 180,398.96 | (19,833.04) |
| Southern | 39,200 | 879,060.00 | 1,120,102.59 | 241,042.59 |
| SPX | 2,000 | 53,211.47 | 62,817.90 | 9,606.43 |
| Times-Mirror - Series A | 64,800 | 1,530,820.05 | 2,352,633.60 | 821,813.55 |
| Timken | 41,800 | 1,394,071.00 | 1,149,021.07 | (245,049.93) |
| Trinova | 8,900 | 199,573.60 | 208,431.02 | 8,857.42 |
| Warner-Lambert | 4,300 | 306,037.93 | 495,214.48 | 189,176.55 |
| TOTAL COMMON STOCKS | | <u>32,806,901.95</u> | <u>40,226,504.32</u> | <u>7,419,602.37</u> |
| TOTAL CASH SALES, CALLS, OR MATURITIES | | <u>\$36,461,440.11</u> | <u>\$43,542,634.31</u> | <u>\$7,081,194.20</u> |

PERMANENT UNIVERSITY FUND
SUMMARY OF SECURITIES TRANSACTIONS
(January 1 - 31, 1990)

REPORT ON SECURITIES TRANSACTIONS. -- The following securities transactions have been made for the Permanent University Fund in January, 1990. The Executive Vice Chancellor for Asset Management recommends approval by the Board of Regents of these transactions.

| <u>PURCHASES:</u> | <u>COST (BOOK VALUE)</u> | <u>YIELD AT COST</u> |
|---|------------------------------|--------------------------|
| DEBT SECURITIES-- | | |
| U.S. Govt. Obligations - Direct | \$2,995,312.50 | 7.94% |
| U.S. Govt. Agencies (Non-Gtd.) | 16,893,750.00 | 9.69% |
| Corporate Bonds | 6,448,946.57 | 9.17% |
| Preferred Stock | 18,539.57 | 11.21% |
| Total Debt Securities | 26,356,548.64 | 9.36% |
| EQUITY SECURITIES-- | | |
| Convertible Preferred Stock | 0.18 | 34.67% |
| Common Stocks | 47,835,870.16 | 4.13% (1) |
| Total Equity Securities | 47,835,870.34 | 4.13% |
| CAPITAL CONTRIBUTIONS-- | | |
| Special Investments | 1,650,814.00 | N/A (2) |
| TOTAL LONG TERM SECURITIES | 75,843,232.98 | 5.86% |
| SHORT TERM SECURITIES (Net): | | |
| U.S. Govt. Obligations (Direct) | 11,257.77 | |
| U.S. Govt. Obligations (Gtd.) | 77,501.76 | |
| TOTAL ACQUISITIONS | \$75,931,992.51 | |
| SALES: | | |
| DEBT SECURITIES-- | | |
| U.S. Govt. Agencies (Non-Gtd.) | \$11,096,441.79 | \$82,862.72 |
| Corporate Bonds | 101,631.25 | 631.25 |
| Preferred Stock | 9,717.71 | (4,162.48) |
| Total Debt Securities | 11,207,790.75 | 79,331.49 |
| EQUITY SECURITIES-- | | |
| Convertible Preferred Stocks | 5,135.58 | 1,405.90 |
| Common Stocks | 43,002,336.79 | 2,015,850.33 |
| Total Sales | 54,215,263.12 | 2,096,587.72 |
| CAPITAL RETURNS: | | |
| Special Investments | 11,504.77 | 0.00 |
| MATURITIES & PREPAYMENTS: | | |
| DEBT SECURITIES-- | | |
| U.S. Govt. Obligations (Gtd.) | | |
| GNMA Pools | 743,984.53 | 13,857.49 |
| Various | 27,560.38 | 16.11 |
| FHA Mortgages | 24,786.70 | 0.00 |
| Total U.S. Govt Obligations (Gtd.) | 796,331.61 | 13,873.60 |
| U.S. Govt. Agencies (Non-Gtd.) | 1,595,340.28 | 8,920.28 |
| Corporate Bonds | 4,198,400.00 | 126,031.27 |
| Total Maturities & Prepayments | 6,590,071.89 | 148,825.15 |
| TOTAL LONG TERM SECURITIES | 60,816,839.78 | 2,245,412.87 |
| SHORT TERM SECURITIES (Net): | | |
| U.S. Govt. Agencies (Non-Gtd.) | 15,192,582.88 | 0.00 |
| U. S. Treasury Bills | 109,470.83 | 0.00 |
| TOTAL DISPOSITIONS | \$76,118,893.49 | \$2,245,412.87 |

- (1) Yield on Common Stocks based on cost price and dividend rate as of 1/31/90.
- (2) Current Yield is not calculated on Special Investments due to the absence of scheduled interest and dividend payments.

PERMANENT UNIVERSITY FUND
Comparison Summary of Assets

| Security | January 31, 1989 | | | | January 31, 1990 | | | |
|--|---------------------------|---------------|---------------------------|---------------|---------------------------|---------------|---------------------------|---------------|
| | Book Value | Book Yield | Market Value | Market Yield | Book Value | Book Yield | Market Value | Market Yield |
| LONG TERM SECURITIES: | | | | | | | | |
| DEBT SECURITIES -- | | | | | | | | |
| U. S. GOVT. OBLIGATIONS: | | | | | | | | |
| Direct - Treasuries | \$435,061,355.60 | 10.39% | \$458,150,173.42 | 9.07% | \$418,384,006.21 | 10.20% | \$446,834,558.60 | 8.18% |
| Gtd. - Various Bonds | 131,544,656.60 | 9.55% | 127,956,231.52 | 9.92% | 135,784,151.06 | 9.62% | 135,920,848.84 | 9.38% |
| FHA Mortgages | 3,569,432.74 | 6.99% | 3,023,037.03 | 10.95% | 3,127,486.00 | 7.00% | 2,689,053.10 | 10.99% |
| Total U. S. Govts | 570,175,444.94 | 10.17% | 589,129,441.97 | 9.26% | 557,295,643.27 | 10.04% | 585,444,460.54 | 8.47% |
| U. S. GOVT. AGENCIES: | | | | | | | | |
| Non-Guaranteed | 310,821,739.80 | 9.72% | 305,788,592.61 | 9.91% | 313,859,211.38 | 9.72% | 313,233,015.05 | 9.46% |
| CORPORATE BONDS | 696,107,377.23 | 10.25% | 685,948,469.95 | 10.28% | 740,574,483.47 | 10.00% | 736,800,762.34 | 9.55% |
| TOTAL DEBT SECURITIES | 1,577,104,561.97 | 10.12% | 1,580,866,504.53 | 9.83% | 1,611,729,338.12 | 9.96% | 1,635,478,237.93 | 9.15% |
| PREFERRED STOCKS | 5,902,580.56 | 13.24% | 7,300,001.54 | 10.70% | 7,026,970.58 | 13.60% | 8,731,698.08 | 10.95% |
| TOTAL FIXED INCOME SECURITIES | 1,583,007,142.53 | 10.13% | 1,588,166,506.07 | 9.83% | 1,618,756,308.70 | 9.97% | 1,644,209,936.01 | 9.16% |
| EQUITY SECURITIES | | | | | | | | |
| Convertible Debentures | 566,679.00 | 8.14% | 586,500.00 | 7.86% | 445,036.50 | 8.93% | 318,000.00 | 12.50% |
| Convertible Preferred Stocks | 1,459,416.43 | 10.50% | 1,479,349.17 | 10.36% | 1,921,699.46 | 8.04% | 1,586,112.91 | 9.74% |
| Common Stocks | 1,042,121,340.06 | 4.36% | 1,300,825,274.26 | 3.50% | 1,209,075,073.86 | 4.46% | 1,418,882,635.75 | 3.80% |
| TOTAL EQUITY SECURITIES | 1,044,147,435.49 | 4.37% | 1,302,891,123.43 | 3.51% | 1,211,441,809.82 | 4.46% | 1,420,786,748.66 | 3.81% |
| SPECIAL INVESTMENTS | 0.00 | 0.00% | 0.00 | 0.00% | 26,149,791.42 | 0.00% | 26,149,791.42 | 0.00% |
| TOTAL LONG TERM | 2,627,154,578.02 | 7.83% | 2,891,057,629.50 | 6.98% | 2,856,347,909.94 | 7.55% | 3,091,146,476.09 | 6.61% |
| CASH & EQUIVALENT: | | | | | | | | |
| U. S. Governments (Dir & Gtd) | 24,423,841.61 | 10.29% | 24,601,860.01 | 8.60% | 91,085,883.48 | 10.27% | 92,378,750.60 | 8.38% |
| U. S. Governments (Non-Gtd) | 52,465,704.18 | 9.05% | 52,465,704.18 | 9.05% | 9,792,722.22 | 9.40% | 9,803,672.22 | 7.82% |
| Corporate Bonds | 17,280,778.69 | 11.68% | 15,591,855.44 | 21.18% | 19,901,072.97 | 12.00% | 18,563,459.15 | 9.93% |
| Commercial Paper | 389,000,000.00 | 8.98% | 389,000,000.00 | 8.98% | 295,000,000.00 | 8.26% | 295,000,000.00 | 8.26% |
| U.S. Treasury Bills | 18,977,250.00 | 7.65% | 18,977,250.00 | 7.65% | 14,567,637.51 | 8.01% | 14,567,637.51 | 8.01% |
| Cash | 49,626,128.90 | 7.29% | 49,626,128.90 | 7.29% | 69,167,630.45 | 8.39% | 69,167,630.45 | 8.39% |
| TOTAL SHORT TERM | 551,773,703.38 | 8.93% | 550,262,798.53 | 9.12% | 499,514,946.63 | 8.81% | 499,481,149.93 | 8.35% |
| TOTAL SECURITIES, CASH & EQUIVALENT | \$3,178,928,281.40 | 8.03% | \$3,441,320,428.03 | 7.32% | \$3,355,862,856.57 | 7.73% | \$3,590,627,626.02 | 6.85% |

L & I 27

1939

PERMANENT UNIVERSITY FUND
SUMMARY OF INCOME FROM INVESTMENTS
(January 1 - 31, 1990)

| | CASH | ACCRUED | TOTAL |
|---|------------------------|-----------------------|------------------------|
| FROM FIXED INCOME SECURITIES -- | | | |
| U. S. Treasuries | \$2,985,166.91 | \$1,298,064.01 | \$4,283,230.92 |
| U. S. Govt. Obligations (Gtd.) | 1,031,264.42 | (46,240.31) | 985,024.11 |
| U. S. Govt. Agencies (Non-Gtd) | 2,776,833.77 | (523,199.68) | 2,253,634.09 |
| FHA Mortgages | 16,398.49 | 0.00 | 16,398.49 |
| Corporate Bonds | 5,697,092.86 | 1,657,399.31 | 7,354,492.17 |
| Preferred Stocks | 112,888.56 | 0.00 | 112,888.56 |
| Total from Fixed Income Securities | 12,619,645.01 | 2,386,023.33 | 15,005,668.34 |
| FROM EQUITY SECURITIES -- | | | |
| Convertible Debentures | 12,250.00 | (8,937.51) | 3,312.49 |
| Convertible Preferred Stocks | 2,975.18 | 0.00 | 2,975.18 |
| Common Stocks | 3,600,993.59 | 0.00 | 3,600,993.59 |
| Total from Equity Securities | 3,616,218.77 | (8,937.51) | 3,607,281.26 |
| TOTAL FROM LONG TERM INVESTMENTS | 16,235,863.78 | 2,377,085.82 | 18,612,949.60 |
| FROM SHORT TERM INVESTMENTS -- | | | |
| U. S. Govt. Obligations (Gtd.) | 77,501.76 | 0.00 | 77,501.76 |
| U. S. Government Agencies - Short Term Notes | 82,417.12 | (11,019.10) | 71,398.02 |
| Commercial Paper | 1,907,964.69 | 160,032.10 | 2,067,996.79 |
| Treasury Bills | 66,904.17 | 38,321.56 | 105,225.73 |
| Interest on Funds in State Treasury | 0.00 | 0.00 | 0.00 |
| Interest on Bank Clearing Balances | 170,661.25 | 0.00 | 170,661.25 |
| Total From Short Term Investments | 2,305,448.99 | 187,334.56 | 2,492,783.55 |
| TOTAL INCOME FROM INVESTMENTS TO AVAILABLE UNIVERSITY FUND | \$18,541,312.77 | \$2,564,420.38 | \$21,105,733.15 |

INTEREST ACCRUED

| | As of 1/31/90 | As of 12/31/89 | NET |
|---|------------------------|------------------------|-----------------------|
| U. S. Treasuries | \$11,801,005.21 | \$10,502,941.20 | \$1,298,064.01 |
| U. S. Govt. Obligations (Gtd.) | 1,298,200.89 | 1,344,441.20 | (46,240.31) |
| U. S. Govt. Agencies (Non-Gtd.) | 2,455,671.24 | 2,978,870.92 | (523,199.68) |
| Corporate Bonds | 18,031,081.90 | 16,373,682.59 | 1,657,399.31 |
| Convertible Debentures | 5,743.74 | 14,681.25 | (8,937.51) |
| U. S. Govt. Agencies - Short Term Notes | 164,000.34 | 175,019.44 | (11,019.10) |
| Commercial Paper | 3,152,324.44 | 2,992,292.34 | 160,032.10 |
| U. S. Treasury Bills | 116,400.00 | 78,078.44 | 38,321.56 |
| | \$37,024,427.76 | \$34,460,007.38 | \$2,564,420.38 |

PERMANENT UNIVERSITY FUND

STATEMENT OF CASH RECEIPTS AND DISBURSEMENTS
(January 1 - 31, 1990)

CASH RECEIPTS

RECEIPTS INCREASING THE FUND:

| | |
|----------------------------|----------------|
| Mineral Royalties | |
| Oil | \$4,512,565.69 |
| Gas | 1,584,331.51 |
| Sulphur | 30,000.00 |
| Water | 98,026.78 |
| Brine | 5,688.37 |
| Rental | |
| Mineral Lease | 70,756.11 |
| Other | 8,412.65 |
| Sale of Sand, Gravel, Etc. | 0.00 |
| Bonuses | 0.00 |

Total University Lands Receipts 6,309,781.11

Gain or (Loss) on Sales of Securities (1) 1,733,123.08

Total \$8,042,904.19

RECEIPTS FROM SALES OF SECURITIES:

| | |
|--------------------------------|---------------|
| U.S. Govt. Agencies (Non-Gtd.) | 11,013,579.07 |
| Corporate Bonds | 101,000.00 |
| Preferred Stocks | 13,880.19 |
| Special Investments | 11,504.77 |
| Common Stocks | 40,654,061.95 |

51,794,025.98

RECEIPTS FROM MATURING SECURITIES AND AMORTIZATION:

| | |
|---------------------------------|----------------|
| U.S. Govt. Obligations (Gtd.) | 757,671.31 |
| U.S. Govt. Agencies (Non-Gtd.) | 1,586,420.00 |
| Corporate Bonds | 4,072,368.73 |
| FHA Mortgages | 26,676.15 |
| Pooled Investments - | |
| U.S. Govt. Agencies (Non-Gtd.) | 15,275,000.00 |
| U.S. Treasury Bills | 176,375.00 |
| Net Amortization on Bonds | |
| (Discount in Excess of Premium) | (1,162,134.99) |
| Prior Month Correction FHA | (1,889.45) |

Total 20,730,486.75

Total Cash Receipts 80,567,416.92

CASH ON HAND:

| | |
|-------------------|---------------|
| December 31, 1989 | 64,443,446.51 |
| January 31, 1990 | 69,167,630.45 |

Increase in Cash Balance (Subtract) (4,724,183.94)

Total Cash Accounted for \$75,843,232.98

(1) Excludes gains on equity exchanges.

PERMANENT UNIVERSITY FUND

STATEMENT OF CASH RECEIPTS AND DISBURSEMENTS (Continued)
(January 1 - 31, 1990)

CASH DISBURSEMENTS

ASSETS PURCHASED:

| | |
|--|-----------------|
| U.S. Govt. Obligations (Direct) (\$3,000,000.00 par value) | \$2,995,312.50 |
| U.S. Government Agencies (Non-Gtd.) (\$17,000,000.00 par value) | 16,893,750.00 |
| Corporate Bonds (\$6,786,310.00 par value) | 6,448,946.57 |
| Preferred Stocks (3,270.83 shares) | 18,539.57 |
| Special Investments (\$1,650,814.00 par) | 1,650,814.00 |
| Convertible Preferred Stocks (.02 shares) | 0.18 |
| Common Stocks (1,294,200 shares) | 47,835,870.16 |
| | <hr/> |
| Total Cash Disbursements | \$75,843,232.98 |
| | <hr/> |

SUMMARY

Book Value of Permanent University Fund Investments

| | |
|---|--------------------|
| December 31, 1989 | \$3,347,307,662.59 |
| Additions for January, 1990: | |
| From West Texas Lands | \$6,309,781.11 |
| Realized Net Gain or (Loss) on Security Transactions | 2,245,412.87 |
| | <hr/> |
| (See Cash Receipts Increasing the Fund for Detail) | <hr/> |
| January 31, 1990 | \$3,355,862,856.57 |
| | <hr/> |

PERMANENT UNIVERSITY FUND
SCHEDULE OF SECURITIES PURCHASED
(January 1 - 31, 1990)

| SECURITY | PAR VALUE OR NO. SHARES (3) | TOTAL PRINCIPAL COST | YIELD AT COST |
|---|--------------------------------|-------------------------|------------------|
| <u>LONG TERM SECURITIES:</u> | | | |
| <u>DEBT SECURITIES:</u> | | | |
| <u>U.S. GOVT. OBLIGATIONS (Direct):</u> | | | |
| U.S. Treasury 7-7/8% Note; 8/15/92 | \$3,000,000.00 | \$2,995,312.50 | 7.94% |
| <u>U.S. GOVT. AGENCIES (Non-Gtd.):</u> | | | |
| FNMA 9-5/8% CMO 74-H, 1/25/19 | \$17,000,000.00 | 16,893,750.00 | 9.69% |
| <u>CORPORATE BONDS:</u> | | | |
| Chrysler Financial 9% Notes, 10/15/94 | \$1,250,000.00 | 1,207,737.50 | 9.90% |
| Enserch 8-1/2% SF Debs, 11/15/02 | 1,500,000.00 | 1,415,145.00 | 9.26% |
| Georgia Power 7-5/8% 1st Mtge., 11/01/01 | 2,000,000.00 | 1,788,940.00 | 9.10% |
| Petro-Canada 8.6% Debs, 1/15/10 | 2,000,000.00 | 2,000,000.00 | 8.60% |
| Viacom 15-1/2% Jr. Sub Ex Debs, 12/31/06 | 36,310.00 | 37,124.07 | 15.23% |
| TOTAL CORPORATE BONDS | \$6,786,310.00 | 6,448,946.57 | 9.17% |
| <u>PREFERRED STOCK:</u> | | | |
| Al Copeland Enterprises, \$.17 | 2,220.83 | 13,880.19 | 2.72% |
| Harcourt Brace Jovanovich, \$1.62 | 1,050.00 | 4,659.38 | 36.50% |
| TOTAL PREFERRED STOCKS | | 18,539.57 | 11.21% |
| TOTAL DEBT SECURITIES | | 26,356,548.64 | 9.36% |
| <u>CAPITAL CONTRIBUTIONS:</u> | | | |
| <u>SPECIAL INVESTMENTS:</u> | | | |
| HOS Partners - II L.P. | \$1,650,814.00 | 1,650,814.00 | N/A (2) |
| <u>EQUITY SECURITIES:</u> | | | |
| <u>CONVERTIBLE PREFERRED STOCK:</u> | | | |
| B-E Holding Series A, 3.12% | 0.02 | 0.18 | 34.67% |
| <u>COMMON STOCKS: (1)</u> | | | |
| Aetna Life & Casualty | 13,800.00 | 726,269.16 | 5.24% |
| Ahmanson (H.F.) | 19,600.00 | 361,071.20 | 4.78% |
| American Information Technologies | 79,600.00 | 5,118,633.05 | 4.92% |
| Amoco | 27,500.00 | 1,476,090.00 | 3.80% |
| Apple Computer | 30,000.00 | 990,684.40 | 1.33% |
| Aristech Chemical | 15,200.00 | 383,283.20 | 3.97% |
| Ashland Oil | 25,800.00 | 999,981.00 | 2.58% |
| Baltimore Gas & Electric | 54,900.00 | 1,758,529.50 | 6.56% |
| Bank of Boston | 18,500.00 | 315,866.20 | 7.27% |
| Bellsouth | 59,800.00 | 3,355,310.20 | 4.49% |
| CBS | 4,700.00 | 848,190.20 | 2.44% |
| Chemical Banking | 12,000.00 | 359,220.00 | 9.09% |
| Chrysler | 9,300.00 | 185,581.50 | 6.01% |
| Circuit City Stores | 72,000.00 | 1,604,522.00 | 0.27% |
| Citicorp | 5,800.00 | 166,388.00 | 5.65% |
| Continental | 25,000.00 | 761,675.00 | 8.53% |
| CSX | 12,000.00 | 455,820.00 | 3.69% |
| Deere | 9,800.00 | 586,749.80 | 3.34% |

PERMANENT UNIVERSITY FUND
 SCHEDULE OF SECURITIES PURCHASED (Continued)
 (January 1 - 31, 1990)

| SECURITY | NO. SHARES (3) | TOTAL PRINCIPAL COST | YIELD AT COST |
|---------------------------------------|----------------|-------------------------|------------------|
| COMMON STOCKS: (1) (Continued) | | | |
| Disney (Walt) Productions | 3,100 | \$359,801.50 | 0.41% |
| Dominion Resources | 21,800 | 996,068.00 | 7.27% |
| Dow Jones | 7,300 | 227,979.00 | 2.43% |
| Dun & Bradstreet | 6,900 | 301,277.00 | 4.58% |
| Federal National Mortgage | 10,000 | 331,280.00 | 1.69% |
| Federal Paper Board | 36,200 | 881,476.90 | 4.10% |
| First Brands | 5,500 | 89,747.90 | 0.00% |
| Ford Motor of Canada | 1,500 | 241,560.00 | 3.73% |
| Georgia-Pacific | 7,500 | 349,203.75 | 3.44% |
| Glenmore Distilleries - Class B | 17,500 | 427,332.50 | 4.10% |
| Goodyear Tire & Rubber | 17,800 | 757,924.00 | 4.23% |
| Great Atlantic & Pacific Tea | 15,700 | 912,689.50 | 1.03% |
| Hasbro | 13,900 | 249,018.50 | 0.89% |
| Household International | 10,400 | 501,332.00 | 4.44% |
| Johnson Controls | 29,200 | 916,635.00 | 3.82% |
| Kmart | 41,500 | 1,424,782.40 | 4.78% |
| Kaufman & Broad Home | 11,400 | 170,487.00 | 2.01% |
| Lincoln National | 2,800 | 171,374.00 | 4.25% |
| Maxxam | 3,800 | 185,755.40 | 0.00% |
| Morgan Stanley Group | 3,500 | 228,879.00 | 2.29% |
| Northern States Power | 27,200 | 1,037,142.90 | 5.82% |
| NYNEX | 13,300 | 1,132,988.40 | 5.12% |
| Ohio Edison | 21,600 | 503,215.20 | 8.41% |
| Penn Central | 8,100 | 225,423.00 | 1.72% |
| Philip Morris | 4,000 | 151,386.70 | 3.62% |
| Phillips Petroleum | 68,300 | 1,632,133.00 | 3.68% |
| Potlatch | 25,400 | 912,342.60 | 3.34% |
| Prime Motor Inns | 16,200 | 365,212.80 | 0.35% |
| Progressive Ohio | 2,700 | 100,116.00 | 1.19% |
| Seagate Technology | 14,600 | 226,300.00 | 0.00% |
| Southwestern Bell | 67,100 | 3,753,593.80 | 4.65% |
| Stone Container | 13,600 | 311,644.00 | 3.14% |
| Sun | 49,000 | 2,011,774.60 | 4.38% |
| TJX (Old) | 25,000 | 373,627.50 | 2.68% |
| TJX (New) | 52,500 | 810,337.50 | 2.59% |
| Unisys | 11,000 | 171,380.00 | 6.42% |
| UST | 3,600 | 100,638.00 | 3.93% |
| Unocal | 25,500 | 692,687.30 | 5.15% |
| USAir Group | 12,000 | 401,220.00 | 0.36% |
| US West | 2,800 | 226,324.00 | 4.65% |
| V. F. | 29,800 | 924,992.00 | 3.22% |
| Warner-Lambert | 5,000 | 564,785.60 | 2.69% |
| Weingarten Realty | 33,300 | 1,028,137.50 | 5.70% |
| TOTAL COMMON STOCKS | | 47,835,870.16 | 4.13% |
| TOTAL LONG TERM INVESTMENTS | | 75,843,232.98 | 5.86% |

PERMANENT UNIVERSITY FUND
 SCHEDULE OF SECURITIES PURCHASED (Continued)
 (January 1 - 31, 1990)

| <u>SECURITY</u> | <u>PAR VALUE (3)</u> | <u>TOTAL PRINCIPAL COST</u> |
|-------------------------------------|----------------------|---------------------------------|
| <u>SHORT TERM SECURITIES (Net):</u> | | |
| <u>POOLED INVESTMENTS--</u> | | |
| U. S. Govt. Obligations (Direct) | \$0.00 | \$11,257.77 |
| U. S. Govt. Obligations (Gtd.) | 0.00 | 77,501.76 |
| | <u>\$0.00</u> | <u>88,759.53</u> |
| TOTAL SECURITIES PURCHASED | | <u>\$75,931,992.51</u> |

- (1) Yield on Common Stocks based on cost price and dividend rate as of 1/31/90.
- (2) Current Yield is not calculated on Special Investments due to the absence of scheduled interest and dividend payments.
- (3) Reflects shares actually purchased. Does not reflect shares received as a result of stock splits and dividends subsequent to date of purchase.

PERMANENT UNIVERSITY FUND
EQUITIES -- OTHER CHANGES
(January 1 - 31, 1990)

| <u>STOCK SPLITS, DIVIDENDS, AND DISTRIBUTIONS</u> | | <u>SHS. RECEIVED</u> |
|---|-------------------|----------------------|
| Du Pont (E. I.) De Nemours | 3 - 1 Stock Split | 194,000 |
| Figgie International - Class A | 3 - 1 Stock Split | 63,000 |
| Mercantile Bankshares | 2 - 1 Stock Split | 20,600 |

PERMANENT UNIVERSITY FUND
 SCHEDULE OF SECURITIES SOLD, CALLED OR MATURED
 (January 1 - 31, 1990)

| SECURITY | PAR VALUE OR NO. OF SHARES | BOOK VALUE OF HOLDINGS | NET SALES PROCEEDS | GAIN OR (LOSS) OVER BOOK VALUE |
|--|-------------------------------|---------------------------|-----------------------|--------------------------------------|
| <u>LONG TERM SECURITIES:</u> | | | | |
| <u>DEBT SECURITIES:</u> | | | | |
| <u>U. S. GOVT. OBLIGATIONS (Gtd.)</u> | | | | |
| GNMA-Pass-Throughs and | | | | |
| Project Loans, | | | | |
| Various Pools | \$743,984.53 | \$730,127.04 | \$743,984.53 | \$13,857.49 |
| MHC Owner Trustee | | | | |
| Issue I Series A, | | | | |
| 9%, 6/30/02 | 27,560.38 | 27,544.27 | 27,560.38 | 16.11 |
| TOTAL VARIOUS | 771,544.91 | 757,671.31 | 771,544.91 | 13,873.60 |
| FHA Mortgages | | | | |
| Principal Payments | 24,786.70 | 24,786.70 | 24,786.70 | 0.00 |
| TOTAL U.S. GOVT. OBLIGATIONS (Gtd.) | 796,331.61 | 782,458.01 | 796,331.61 | 13,873.60 |
| <u>U.S. GOVERNMENT AGENCIES (Non-Gtd.)</u> | | | | |
| Federal Home Loan | | | | |
| Mortgages P. C.'s | | | | |
| Various Groups | 12,695,250.79 | 12,599,999.07 | 12,691,782.07 | 91,783.00 |
| <u>CORPORATE BONDS:</u> | | | | |
| Dow Chemical 4-1/2% Promissory | | | | |
| Note, 1/15/90 | 100,000.00 | 100,000.00 | 100,000.00 | 0.00 |
| 1st Federal Savings & Loan | | | | |
| Philadelphia 10-1/4% Mtge- | | | | |
| Backed A, 10/15/91 | 2,000,000.00 | 2,000,000.00 | 2,020,000.00 | 20,000.00 |
| Montana Power 11-3/4% | | | | |
| 1st Mtge., 10/1/93 | 2,000,000.00 | 1,972,368.73 | 2,078,400.00 | 106,031.27 |
| Viacom Series A 15-1/2%, | | | | |
| Jr. Sub. Ex. Dabs., | | | | |
| 12/31/06 | 101,000.00 | 101,000.00 | 101,631.25 | 631.25 |
| TOTAL CORPORATE BONDS | 4,201,000.00 | 4,173,368.73 | 4,300,031.25 | 126,662.52 |
| TOTAL DEBT SECURITIES | \$17,692,582.40 | 17,555,825.81 | 17,788,144.93 | 232,319.12 |
| <u>PREFERRED STOCKS:</u> | | | | |
| Al Copeland | | | | |
| Enterprises, \$.17 | 2,220.83 | 13,880.19 | 9,717.71 | (4,162.48) |
| TOTAL FIXED INCOME SECURITIES | | 17,569,706.00 | 17,797,862.64 | 228,156.64 |
| <u>SPECIAL INVESTMENTS:</u> | | | | |
| Goldston Oil - | | | | |
| Gladevater Jeter | \$11,504.77 | 11,504.77 | 11,504.77 | 0.00 |

PERMANENT UNIVERSITY FUND
 SCHEDULE OF SECURITIES SOLD, CALLED OR MATURED (Continued)
 (January 1 - 31, 1990)

| SECURITY | NO. OF SHARES | BOOK VALUE OF HOLDINGS | NET SALES PROCEEDS | GAIN OR (LOSS) OVER BOOK VALUE |
|--|---------------|---------------------------|-----------------------|--------------------------------------|
| EQUITY SECURITIES: | | | | |
| COMMON STOCK: | | | | |
| Ahmanson (H. F.) | 25,000 | \$485,507.20 | \$460,734.58 | (\$24,772.62) |
| Alcan Aluminum Limited | 14,500 | 318,343.43 | 331,601.37 | 13,257.94 |
| Amax | 45,300 | 1,079,400.97 | 1,010,943.67 | (68,457.30) |
| American Petrofina - Class A | 1,900 | 152,323.00 | 141,406.78 | (10,916.22) |
| Archer-Daniels- Midland | 44,300 | 888,362.67 | 888,406.78 | 44.11 |
| Bank of Boston | 60,000 | 1,549,921.87 | 914,919.37 | (635,002.50) |
| Bank New England | 62,500 | 1,105,312.50 | 434,672.88 | (670,639.62) |
| Bankers Trust - New York | 9,000 | 327,366.30 | 368,500.09 | 41,133.79 |
| Becton Dickinson | 15,600 | 877,991.42 | 919,948.09 | 41,956.67 |
| Bristol-Myers Squibb | 4,300 | 84,507.64 | 248,510.20 | 164,002.56 |
| British Petroleum ADS | 43,300 | 2,605,602.10 | 2,824,136.74 | 218,534.64 |
| Broken Hill Proprietary Limited | 27,200 | 715,224.00 | 818,284.68 | 103,060.68 |
| Burlington Northern | 28,300 | 651,654.62 | 900,365.76 | 248,711.14 |
| Businessland | 94,200 | 889,896.22 | 641,409.91 | (248,486.31) |
| Centel | 10,400 | 155,050.82 | 667,020.73 | 511,969.91 |
| Central & South West Consolidated Edison Of New York | 32,800 | 829,610.40 | 1,306,380.39 | 476,769.99 |
| Continental | 34,700 | 889,270.78 | 908,068.63 | 18,797.85 |
| Coors (Adolph) | 5,400 | 199,746.00 | 168,312.37 | (31,433.63) |
| Cray Computer | 7,500 | 149,687.50 | 150,622.50 | 935.00 |
| CSX | 11,450 | 98,940.46 | 41,470.60 | (57,469.86) |
| Dana | 13,000 | 486,149.05 | 434,705.48 | (51,443.57) |
| Dayton Hudson | 25,800 | 886,441.03 | 820,121.05 | (66,319.98) |
| Donnelly (R. R.) & Sons | 700 | 34,066.87 | 45,828.47 | 11,761.60 |
| FPL Group | 3,800 | 145,335.04 | 185,319.61 | 39,984.57 |
| General Dynamics | 53,600 | 1,711,861.80 | 1,811,291.40 | 99,429.60 |
| General RE | 16,000 | 821,066.42 | 734,202.99 | (86,863.43) |
| Gibson Greetings | 14,000 | 837,205.33 | 1,200,467.24 | 363,261.91 |
| Glaxo Holdings PLC Sponsored ADR | 38,500 | 944,751.50 | 906,187.50 | (38,564.00) |
| Goodrich (B. F.) | 60,000 | 1,190,353.65 | 1,559,272.89 | 368,919.24 |
| Grumman | 20,900 | 926,288.00 | 860,424.26 | (65,863.74) |
| Harnischfeger Industries | 48,500 | 907,790.12 | 708,143.78 | (199,646.34) |
| Himont | 34,700 | 632,245.80 | 734,574.41 | 102,328.61 |
| Humana | 5,200 | 261,010.40 | 265,200.00 | 4,189.60 |
| Interstate/Johnson Lane | 49,600 | 1,264,328.11 | 2,146,794.14 | 882,466.03 |
| Johnson Controls | 12,700 | 97,871.45 | 61,415.13 | (36,456.32) |
| Kemper | 38,500 | 1,113,126.40 | 1,161,390.68 | 48,264.28 |
| King World Productions | 36,000 | 1,202,849.69 | 1,594,234.12 | 391,384.43 |
| Lilly (Eli) | 26,200 | 890,899.05 | 998,770.63 | 107,871.58 |
| Louisiana-Pacific | 13,200 | 732,382.95 | 889,742.19 | 157,359.24 |
| MBIA | 45,000 | 1,402,271.61 | 1,959,465.54 | 557,193.93 |
| Microsoft | 11,000 | 244,140.06 | 318,329.36 | 74,189.30 |
| Northern Telecom Limited | 2,900 | 157,417.83 | 252,300.00 | 94,882.17 |
| | 61,500 | 987,512.41 | 1,451,756.65 | 464,244.24 |

PERMANENT UNIVERSITY FUND
 SCHEDULE OF SECURITIES SOLD, CALLED OR MATURED (Continued)
 (January 1 - 31, 1990)

| SECURITY | NO. OF SHARES | BOOK VALUE OF HOLDINGS | NET SALES PROCEEDS | GAIN (LOSS) OVER BOOK VALUE |
|---|---------------|---------------------------|-----------------------|-----------------------------------|
| <u>EQUITY SECURITIES: (Continued)</u> | | | | |
| <u>COMMON STOCK: (Continued)</u> | | | | |
| Northern Trust | 14,000 | \$941,014.20 | \$840,000.00 | (\$101,014.20) |
| Pacific Telesis Group | 3,100 | 134,106.00 | 152,080.92 | 17,974.92 |
| Panhandle Eastern | 35,601 | 843,298.69 | 1,011,746.59 | 168,447.90 |
| Prime Motor Inns | 7,000 | 243,918.62 | 98,311.70 | (145,606.92) |
| Public Service | | | | |
| Enterprise Group | 8,700 | 212,378.18 | 250,508.12 | 38,129.94 |
| Royal Dutch Petroleum | 5,100 | 330,697.21 | 388,981.03 | 58,283.82 |
| Schafer Value Trust | 115,000 | 944,289.50 | 1,104,538.10 | 160,248.60 |
| Stewart & Stevenson | | | | |
| Services | 6,700 | 192,625.00 | 184,250.00 | (8,375.00) |
| Tektronix | 9,000 | 199,035.00 | 160,149.63 | (38,885.37) |
| Travelers | 22,100 | 894,320.70 | 735,794.91 | (158,525.79) |
| Union Texas Petroleum | | | | |
| Holdings | 12,200 | 198,128.00 | 217,091.73 | 18,963.73 |
| US West | 9,500 | 682,217.47 | 669,027.52 | (13,189.95) |
| Valley National | 25,000 | 807,527.41 | 373,125.00 | (434,402.41) |
| Wang Laboratories - | | | | |
| Class B | 94,000 | 1,212,711.57 | 373,167.46 | (839,544.11) |
| Windmere | 59,800 | 886,709.93 | 354,602.04 | (532,107.89) |
| | | | | |
| TOTAL COMMON STOCKS | | 40,654,061.95 | 42,159,028.39 | 1,504,966.44 |
| | | | | |
| TOTAL EQUITY SECURITIES | | 40,665,566.72 | 42,170,533.16 | 1,504,966.44 |
| | | | | |
| TOTAL LONG TERM SECURITIES | | 58,235,272.72 | 59,968,395.80 | 1,733,123.08 |
| | | | | |
| <u>SHORT TERM SECURITIES (Net):</u> | | | | |
| <u>POOLED INVESTMENTS--</u> | | | | |
| U.S. Govt. Agencies (Non-Gtd.) | | 15,192,582.88 | 15,192,582.88 | 0.00 |
| U.S. Treasury Bills (Net) | | 109,470.83 | 109,470.83 | 0.00 |
| | | | | |
| TOTAL SHORT TERM SECURITIES | | 15,302,053.71 | 15,302,053.71 | 0.00 |
| | | | | |
| TOTAL CASH SALES, CALLS, OR MATURITIES | | \$73,537,326.43 | 75,270,449.51 | 1,733,123.08 |

PERMANENT UNIVERSITY FUND
EQUITY EXCHANGES
(January 1 - 31, 1990)

| ISSUE EXCHANGED OR REDEEMED | BOOK VALUE | NET SALES PROCEEDS | | GAIN OR (LOSS) OVER BOOK VALUE |
|---|--------------|---|-----------------|--------------------------------------|
| | | RECEIVED | VALUE | |
| Texas Eastern 15,452 shs Common Stock | \$332,424.51 | Panhandle Eastern 35,601.41 shs Common Stock | \$843,308.40 | \$510,883.89 |
| Viacom, Inc. 192 shs Cum Exch Redeemable Preferred Stock | 3,729.68 | Viacom 15.5% Jr. Sub. Ex. Debs Due 12/31/06 \$4,986.00 par | 5,135.58 | 1,405.90 |
| TOTAL EQUITY EXCHANGES | \$336,154.19 | | 848,443.98 | 512,289.79 |
| TOTAL SECURITIES SOLD, CALLED, OR MATURED | | | \$76,118,893.49 | \$2,245,412.87 |

III. COMMON TRUST FUND

COMMON TRUST FUND
SUMMARY OF SECURITIES TRANSACTIONS
(December 1 - 31, 1989)

REPORT ON SECURITIES TRANSACTIONS. -- The following securities transactions have been made for the Common Trust Fund in December, 1989. The Executive Vice Chancellor for Asset Management recommends approval by the Board of Regents of these transactions.

| | <u>COST</u> <u>(BOOK VALUE)</u> | <u>YIELD</u> <u>AT COST</u> |
|---|------------------------------------|--------------------------------|
| <u>PURCHASES:</u> | | |
| <u>DEBT SECURITIES--</u> | | |
| U.S. Govt. Agencies (Non-Gtd.) | \$1,389,500.00 | 9.58% |
| Corporate Bonds | 1,655,494.00 | 9.07% |
| Total Debt Securities | <u>3,044,994.00</u> | <u>9.30%</u> |
| <u>EQUITY SECURITIES--</u> | | |
| Common Stocks | 3,385,234.40 | 4.04% (1) |
| <u>CAPITAL CONTRIBUTIONS:</u> | | |
| Special Investments-- | 473,312.65 | N/A (2) |
| Total Long Term Securities | <u>6,903,541.05</u> | <u>6.08%</u> |
| <u>SHORT TERM INVESTMENTS:</u> | | |
| Short Term Investment Fund Goldman-Sachs (Net) | 12,511,810.69 | |
| TOTAL ACQUISITIONS | <u><u>\$19,415,351.74</u></u> | |
| | | |
| <u>SALES:</u> | | |
| <u>EQUITY SECURITIES--</u> | | |
| Common Stocks | \$8,674,381.13 | \$1,159,393.30 |
| <u>CAPITAL RETURNS:</u> | | |
| Special Investments-- | 151,018.77 | 6,896.00 |
| <u>MATURITIES AND PREPAYMENTS:</u> | | |
| U.S. Govt. Obligations (Gtd.) | 4,958.46 | 3.67 |
| U.S. Govt. Agencies (Non-Gtd.) | 391,616.42 | 1,851.83 |
| Corporate Bonds | 3,734.16 | 0.00 |
| Total Maturities and Prepayments | <u>400,309.04</u> | <u>1,855.50</u> |
| TOTAL DISPOSITIONS | <u><u>\$9,225,708.94</u></u> | <u><u>\$1,168,144.80</u></u> |

- (1) Yield on Common Stocks is based on cost price and dividend rate as of 12/31/89.
(2) Current Yield is not calculated on Special Investments due to the absence of scheduled interest and dividend payments.

COMMON TRUST FUND
Comparison Summary of Assets

| Security | December 31, 1988 | | | | December 31, 1989 | | | |
|-------------------------------------|-------------------|------------|------------------|--------------|-------------------|------------|------------------|--------------|
| | Book Value | Book Yield | Market Value | Market Yield | Book Value | Book Yield | Market Value | Market Yield |
| LONG TERM SECURITIES: | | | | | | | | |
| DEBT SECURITIES -- | | | | | | | | |
| U. S. GOVT. OBLIGATIONS: | | | | | | | | |
| Direct - Treasuries | \$46,571,197.09 | 10.99% | \$50,113,705.66 | 9.21% | \$35,218,790.92 | 10.84% | \$40,314,688.00 | 8.08% |
| Gtd. - Various Bonds | 5,727,194.86 | 10.11% | 5,660,916.75 | 10.24% | 7,658,695.63 | 10.04% | 7,912,382.46 | 9.65% |
| Total U. S. Govts | 52,298,391.95 | 10.89% | 55,774,622.41 | 9.31% | 42,877,486.55 | 10.70% | 48,227,070.46 | 8.34% |
| U. S. GOVT. AGENCIES: | | | | | | | | |
| Non-Guaranteed | 75,357,873.62 | 9.75% | 73,526,382.55 | 10.07% | 73,153,368.18 | 9.74% | 74,306,635.57 | 9.48% |
| CORPORATE BONDS | | | | | | | | |
| TOTAL DEBT SECURITIES | 300,107,468.28 | 10.47% | 299,675,757.82 | 10.16% | 304,502,324.21 | 10.36% | 314,792,657.63 | 9.60% |
| PREFERRED STOCKS | 1,151,900.00 | 13.57% | 1,435,000.00 | 10.89% | 1,170,225.23 | 13.35% | 1,638,500.00 | 9.54% |
| TOTAL FIXED INCOME SECURITIES | 301,259,368.28 | 10.48% | 301,110,757.82 | 10.17% | 305,672,549.44 | 10.37% | 316,431,157.63 | 9.60% |
| EQUITY SECURITIES | | | | | | | | |
| Convertible Debentures | 150,000.00 | 6.75% | 150,000.00 | 6.75% | 150,000.00 | 6.75% | 184,500.00 | 5.49% |
| Convertible Preferred Stocks | 177,231.61 | 5.84% | 364,900.00 | 2.84% | 82,987.90 | 0.00% | 361,075.00 | 0.00% |
| Common Stocks | 141,539,456.65 | 3.04% | 160,712,673.14 | 2.68% | 138,011,817.53 | 3.36% | 175,273,308.71 | 2.65% |
| TOTAL EQUITY SECURITIES | 141,866,688.26 | 3.05% | 161,226,673.14 | 2.68% | 138,244,805.43 | 3.36% | 175,818,883.71 | 2.65% |
| SPECIAL INVESTMENTS | 27,599,451.96 | 0.00% | 25,709,451.96 | 0.00% | 43,208,420.79 | 0.00% | 43,208,420.79 | 0.00% |
| TOTAL LONG TERM | 470,725,508.50 | 7.62% | 488,046,882.92 | 7.16% | 487,125,775.66 | 7.46% | 535,458,462.13 | 6.54% |
| CASH & EQUIVALENT: | | | | | | | | |
| Caldman Sachs | 58,812,587.88 | 8.44% | 58,812,587.88 | 8.44% | 84,756,639.39 | 8.19% | 84,756,639.39 | 8.19% |
| Commercial Paper | 5,000,000.00 | 8.36% | 5,000,000.00 | 8.36% | 0.00 | 0.00% | 0.00 | 0.00% |
| U. S. Governments (Direct) | 0.00 | 0.00% | 0.00 | 0.00% | 12,419,454.31 | 11.27% | 12,640,314.31 | 8.09% |
| Corporate Bonds | 3,458,190.02 | 10.52% | 2,743,372.19 | 9.01% | 1,758,057.79 | 13.40% | 1,798,245.80 | 9.55% |
| Treasury Bills | 3,767,360.96 | 6.65% | 3,767,360.96 | 6.65% | 0.00 | 0.00% | 0.00 | 0.00% |
| Cash | 223,590.45 | 0.00% | 223,590.45 | 0.00% | 0.77 | 0.00% | 0.77 | 0.00% |
| TOTAL SHORT TERM | 71,261,729.31 | 8.41% | 70,546,911.39 | 8.33% | 98,934,152.26 | 8.67% | 99,195,200.27 | 8.20% |
| TOTAL SECURITIES, CASH & EQUIVALENT | \$541,987,237.81 | 7.73% | \$558,593,794.31 | 7.31% | \$586,059,927.92 | 7.66% | \$634,653,662.40 | 6.80% |
| UNIT MARKET VALUE | | | \$2.6441420 | | | | \$2.8391699 | |

L
S
I
41

1953

COMMON TRUST FUND
SUMMARY OF INCOME FROM INVESTMENTS
(December 1 - 31, 1989)

| | CASH | ACCRUED | TOTAL |
|---|-----------------------|---------------------|-----------------------|
| FROM FIXED INCOME SECURITIES -- | | | |
| U. S. Treasuries | \$0.00 | \$436,823.55 | \$436,823.55 |
| U. S. Govt. Obligations (Gtd.) | 54,278.81 | 10,310.05 | 64,588.86 |
| U. S. Govt. Agencies (Non-Gtd.) | 555,818.49 | 35,054.43 | 590,872.92 |
| Corporate Bonds | 1,758,202.78 | 16,584.15 | 1,774,786.93 |
| Preferred Stock | 0.00 | 0.00 | 0.00 |
| Total from Fixed Income Securities | 2,368,300.08 | 498,772.18 | 2,867,072.26 |
| FROM EQUITY SECURITIES -- | | | |
| Convertible Debentures | 0.00 | 843.75 | 843.75 |
| Common Stocks | 534,916.00 | 0.00 | 534,916.00 |
| Total From Equity Securities | 534,916.00 | 843.75 | 535,759.75 |
| FROM SPECIAL INVESTMENTS | | | |
| Total From Long Term Investments | 248,530.65 | 0.00 | 248,530.65 |
| FROM SHORT TERM INVESTMENTS -- | | | |
| U. S. Govt. Agencies (Non-Gtd.) - | | | |
| Short Term Notes | 0.00 | 0.00 | 0.00 |
| Treasury Bills | 0.00 | 0.00 | 0.00 |
| Commercial Paper | 0.00 | 0.00 | 0.00 |
| Short Term Investment Fund - | | | |
| Goldman-Sachs | 419,939.16 | 187,657.33 | 607,596.49 |
| Fail Float | 727.24 | 0.00 | 727.24 |
| Securities Lending | 4,138.00 | 0.00 | 4,138.00 |
| Certificates of Deposit | 0.00 | 0.00 | 0.00 |
| Total From Short Term Investments | 424,804.40 | 187,657.33 | 612,461.73 |
| TOTAL INCOME FROM INVESTMENTS TO COMMON TRUST FUND | \$3,576,551.13 | \$687,273.26 | \$4,263,824.39 |

INTEREST ACCRUED

| | As of 12/31/89 | As of 11/30/89 | NET |
|---------------------------------|-----------------------|-----------------------|---------------------|
| U. S. Treasuries | \$1,135,144.41 | \$698,320.86 | \$436,823.55 |
| U. S. Govt. Obligations (Gtd.) | 54,263.85 | 43,953.80 | 10,310.05 |
| U. S. Govt. Agencies (Non-Gtd.) | 557,840.32 | 522,785.89 | 35,054.43 |
| Corporate Bonds | 4,658,919.82 | 4,642,335.67 | 16,584.15 |
| Convertible Debentures | 3,093.75 | 2,250.00 | 843.75 |
| Short Term Investment Fund - | | | |
| Goldman-Sachs | 596,282.53 | 408,625.20 | 187,657.33 |
| | \$7,005,544.68 | \$6,318,271.42 | \$687,273.26 |

COMMON TRUST FUND

STATEMENT OF CASH RECEIPTS AND DISBURSEMENTS
(December 1 - 31, 1989)CASH RECEIPTS

RECEIPTS INCREASING THE FUND:

| | | |
|---------------------------------------|-----------------|--|
| Net Additions to the CTF | \$10,195,996.74 | |
| Gain or (Loss) on Sales of Securities | 1,168,144.80 | |

| | | |
|-------|--|-----------------|
| Total | | \$11,364,141.54 |
|-------|--|-----------------|

RECEIPTS FROM SALES OF SECURITIES:

| | | |
|---------------------|--------------|--|
| Special Investments | 144,122.77 | |
| Common Stocks | 7,514,987.83 | |

| | | |
|-------|--|--------------|
| Total | | 7,659,110.60 |
|-------|--|--------------|

RECEIPTS FROM MATURING SECURITIES AND AMORTIZATION:

| | | |
|--|------------|--|
| U.S. Govt. Obligations (Gtd.) | 4,954.79 | |
| U.S. Govt. Agencies (Non-Gtd.) | 389,764.59 | |
| Corporate Bonds | 3,734.16 | |
| Net Amortization on Bonds (Discount in Excess of Premium) | (6,354.22) | |

| | | |
|-------|--|------------|
| Total | | 392,099.32 |
|-------|--|------------|

| | | |
|---------------------|--|---------------|
| Total Cash Receipts | | 19,415,351.46 |
|---------------------|--|---------------|

CASH ON HAND:

| | | |
|-------------------|------|--|
| December 31, 1989 | 0.77 | |
| November 30, 1989 | 1.05 | |

| | | |
|--------------------------------|--|------|
| Decrease in Cash Balance (Add) | | 0.28 |
|--------------------------------|--|------|

| | | |
|--------------------------|--|-----------------|
| Total Cash Accounted for | | \$19,415,351.74 |
|--------------------------|--|-----------------|

CASH DISBURSEMENTS

ASSETS PURCHASED:

| | |
|--|----------------|
| U.S. Govt. Agencies (Non-Gtd.) (\$1,400,000.00 par) | \$1,389,500.00 |
| Corporate Bonds (\$1,825,000.00 par) | 1,655,494.00 |
| Special Investments | 473,312.65 |
| Common Stocks (101,795 shares) | 3,385,234.40 |
| Short Term Investment Fund - Goldman Sachs (Net) | 12,511,810.69 |

| | |
|--------------------------|-----------------|
| Total Cash Disbursements | \$19,415,351.74 |
|--------------------------|-----------------|

COMMON TRUST FUND

SUMMARY
BOOK VALUE OF THE COMMON TRUST FUND

| | | |
|---|-----------------|-------------------------|
| November 30, 1989 Balance | | \$574,695,786.38 |
| Additions: | | |
| Net Additions to the CTF | \$10,195,996.74 | |
| Realized Net Gain or (Loss) on Security Transactions | 1,168,144.80 | 11,364,141.54 |
| December 31, 1989 Balance | | <u>\$586,059,927.92</u> |

NUMBER OF UNITS*

| | | |
|-----------------------------------|-----------------|--------------------|
| November 30, 1989 Balance | | 219,940,686 |
| Net Donations (12/1/89) | \$10,195,996.74 | |
| Market Value per Unit (11/30/89) | \$2.8364422 | |
| Net Donated Units Added (12/1/89) | | 3,594,249 |
| Accounting Adjustments | | 0 |
| December 31, 1989 Balance | | <u>223,534,935</u> |

DISTRIBUTIONS TO UNIT HOLDERS*
(December 1 - 31, 1989)

| | |
|----------------------------------|---------------|
| Distribution from Current Income | \$0.00 |
| Distribution from Income Reserve | 0.00 |
| Total Distribution | <u>\$0.00</u> |

* Units are added to the CTF quarterly on 3/1, 6/1, 9/1, and 12/1.
Distribution is paid quarterly on 2/28, 5/31, 8/31 and 11/30.

COMMON TRUST FUND
 SCHEDULE OF SECURITIES PURCHASED
 (December 1 - 31, 1989)

| SECURITY | PAR VALUE OR NO. SHARES (3) | TOTAL PRINCIPAL COST | YIELD AT COST |
|---|--------------------------------|-------------------------|------------------|
| <u>LONG TERM SECURITIES:</u> | | | |
| <u>DEBT SECURITIES:</u> | | | |
| <u>U. S. GOVT. AGENCIES - (Non-Gtd.):</u> | | | |
| FNMA 9.5% CMO 95-M, 5/25/16 | \$1,400,000.00 | \$1,389,500.00 | 9.58% |
| <u>CORPORATE BONDS:</u> | | | |
| Texaco 7-3/4% Debs, 6/1/01 | 1,825,000.00 | 1,655,494.00 | 9.07% |
| | | | |
| TOTAL DEBT SECURITIES | <u>\$3,225,000.00</u> | <u>3,044,994.00</u> | <u>9.30%</u> |
| | | | |
| <u>SPECIAL INVESTMENTS:</u> | | | |
| 630 Investors | | 1,694.00 | |
| Farm & Home Financial - Series D | | 400,000.00 | |
| GN Partners | | 62,500.00 | |
| Goldston Jeter - Royalty | | 9,118.65 | |
| TOTAL CAPITAL CONTRIBUTIONS | | <u>473,312.65</u> | N/A (2) |
| | | | |
| <u>COMMON STOCKS: (1)</u> | | | |
| AKZO NY ADR | 3,725 | 124,593.16 | 6.61% |
| American Information Technologies | 3,000 | 180,526.25 | 5.25% |
| Amoco | 800 | 40,071.50 | 3.79% |
| Boise Cascade | 2,400 | 99,192.00 | 3.68% |
| British Petroleum ADS | 300 | 18,930.00 | 3.88% |
| Brooklyn Union Gas | 2,000 | 61,387.50 | 5.99% |
| Commonwealth Edison | 4,000 | 149,760.00 | 8.01% |
| Digital Equipment | 1,200 | 102,546.00 | 0.00% |
| Diversified Energies | 800 | 29,510.40 | 4.23% |
| Energen | 500 | 9,209.00 | 4.78% |
| First Interstate Bancorp | 2,300 | 123,996.50 | 5.57% |
| Gannett | 2,300 | 95,634.00 | 2.89% |
| Genuine Parts | 1,800 | 67,919.00 | 3.18% |
| Harris | 3,000 | 100,740.00 | 2.86% |
| Household International | 2,300 | 124,559.00 | 3.95% |
| ITT | 5,000 | 300,500.00 | 2.66% |
| Kentucky Utilities | 6,000 | 123,078.00 | 6.82% |
| Kerr-McGee | 1,200 | 57,707.00 | 2.74% |
| Lake Shore Bancorp Ill. | 1,000 | 26,500.00 | 1.77% |
| Lawter Int'l | 10,000 | 125,600.00 | 4.14% |
| McGraw-Hill | 3,390 | 183,951.82 | 3.69% |
| Occidental Petroleum | 6,400 | 190,112.00 | 8.42% |
| Public Service Enterprise Group | 5,000 | 138,705.00 | 7.36% |
| Schlumberger | 500 | 23,770.00 | 2.52% |
| South Jersey Industries | 5,000 | 102,950.00 | 6.51% |
| Southwestern Energy | 800 | 25,015.20 | 1.79% |
| UAL | 1,580 | 244,555.27 | 0.00% |
| UGI | 500 | 18,796.50 | 5.99% |
| United Telecommunications | 4,700 | 364,394.30 | 2.58% |

COMMON TRUST FUND
 SCHEDULE OF SECURITIES PURCHASED (Continued)
 (December 1 - 31, 1989)

| <u>SECURITY</u> | <u>NO. SHARES (3)</u> | <u>TOTAL PRINCIPAL COST</u> | <u>YIELD AT COST</u> |
|---|-----------------------|---------------------------------|--------------------------|
| <u>COMMON STOCKS (Continued):</u> | | | |
| USX | 800 | \$27,480.00 | 4.08% |
| Wang Laboratories - Class B | 19,500 | 103,545.00 | 0.00% |
| TOTAL COMMON STOCKS | | 3,385,234.40 | 4.04% |
| TOTAL LONG TERM INVESTMENTS | | 6,903,541.05 | 6.08% |
| <u>SHORT TERM SECURITIES:</u> | | | |
| Short Term Investment Fund Goldman-Sachs (Net) | | 12,511,810.69 | |
| TOTAL SECURITIES PURCHASED | | \$19,415,351.74 | |

- (1) Yield on Common Stocks is based on cost price and dividend rate as of 12/31/89.
- (2) Current Yield is not calculated on Special Investments due to the absence of scheduled interest and dividend payments.
- (3) Reflects shares actually purchased. Does not reflect shares received as a result of stock splits and dividends subsequent to date of purchase.

COMMON TRUST FUND
EQUITIES -- OTHER CHANGES
(December 1 - 31, 1989)

| <u>STOCK SPLITS, DIVIDENDS AND DISTRIBUTIONS</u> | <u>SHS. RECEIVED</u> |
|--|----------------------|
| Archer Daniels Midland, 3-2 Split | 5,569.00 |
| Gray Research, 1 for 2 Distribution of Cray Computer | 22,800.00 |
| Guardman Products, 5-4 Split | 4,185.00 |
| Lake Shore Bancorp, 5-4 Split | 250.00 |
| Mercury Finance, 4-3 Split | 8,666.67 |
| United Telecommunications, 2-1 Split | 11,500.00 |

COMMON TRUST FUND
SCHEDULE OF SECURITIES SOLD, CALLED OR MATURED
(December 1 - 31, 1989)

| SECURITY | PAR VALUE OR NO. SHARES | BOOK VALUE OF HOLDINGS | NET SALES PROCEEDS | GAIN OR (LOSS) OVER BOOK VALUE |
|--|----------------------------|---------------------------|-----------------------|--------------------------------------|
| <u>LONG TERM SECURITIES:</u> | | | | |
| <u>DEBT SECURITIES:</u> | | | | |
| <u>U. S. GOVT. OBLIGATIONS (Gtd.):</u> | | | | |
| GNMA Pass Thrus and Project Loans, Various Pools | \$4,958.46 | \$4,954.79 | \$4,958.46 | \$3.67 |
| <u>U. S. GOVT. AGENCIES (Non-Gtd.):</u> | | | | |
| Federal Home Loan Mortgages, Various Groups | 391,616.42 | 389,764.59 | 391,616.42 | 1,851.83 |
| <u>CORPORATE BONDS:</u> | | | | |
| Appletree (Safeway) 9% Purchase Lease, 5/1/96 | 3,734.16 | 3,734.16 | 3,734.16 | 0.00 |
| TOTAL DEBT SECURITIES | \$400,309.04 | \$398,453.54 | \$400,309.04 | \$1,855.50 |
| <u>SPECIAL INVESTMENTS:</u> | | | | |
| Carotex Trust II | \$39,353.00 | 39,353.00 | 39,353.00 | 0.00 |
| Cheyenne Partners | 22,554.95 | 22,554.95 | 22,554.95 | 0.00 |
| Cheyenne II | 74,493.50 | 74,493.50 | 74,493.50 | 0.00 |
| Goldston Jeter | 381.32 | 381.32 | 381.32 | 0.00 |
| Narragansett First Fund | 7,340.00 | 7,340.00 | 14,236.00 | 6,896.00 |
| TOTAL CAPITAL RETURNS | \$144,122.77 | 144,122.77 | 151,018.77 | 6,896.00 |
| <u>COMMON STOCKS:</u> | | | | |
| AEL Industries - Class A | 27,500 | 381,875.00 | 191,125.00 | (190,750.00) |
| Alexander & Alexander Services | 2,800 | 68,420.80 | 93,516.87 | 25,096.07 |
| American Electric Power | 1,500 | 39,460.14 | 48,174.88 | 8,714.74 |
| Amoco | 900 | 34,426.73 | 47,608.40 | 13,181.67 |
| Analog Devices | 100,000 | 980,031.50 | 866,111.85 | (113,919.65) |
| Archer-Daniels- Midland | 6,207 | 50,940.31 | 134,039.09 | 83,098.78 |
| Arkla | 4,500 | 83,307.29 | 114,559.40 | 31,252.11 |

COMMON TRUST FUND
 SCHEDULE OF SECURITIES SOLD, CALLED OR MATURED (Continued)
 (December 1 - 31, 1989)

| SECURITY | NO. SHARES | BOOK VALUE OF HOLDINGS | NET SALES PROCEEDS | GAIN OR (LOSS) OVER BOOK VALUE |
|---|------------|---------------------------|-----------------------|--------------------------------------|
| <u>COMMON STOCKS (Continued):</u> | | | | |
| Ashland Oil | 1,000 | \$34,787.50 | \$37,773.73 | \$2,986.23 |
| British Petroleum ADS | 2,700 | 151,773.56 | 166,891.43 | 15,117.87 |
| Central & South West | 4,000 | 143,978.00 | 153,606.10 | 9,628.10 |
| Corroon & Black | 16,950 | 530,550.92 | 662,427.96 | 131,877.04 |
| Dominion Resources Engineered Support System | 500 | 22,263.62 | 23,824.20 | 1,560.58 |
| Ford Motor | 13,000 | 131,220.28 | 48,828.00 | (82,392.28) |
| GTE | 28,600 | 1,205,503.93 | 1,298,968.62 | 93,464.69 |
| Harleysville Group | 500 | 20,486.84 | 33,561.37 | 13,074.53 |
| James River of Virginia | 5,400 | 83,576.57 | 153,900.00 | 70,323.43 |
| Kerr-McGee | 18,000 | 571,102.43 | 483,723.82 | (87,378.61) |
| Lockheed | 700 | 33,389.56 | 34,953.82 | 1,564.26 |
| Mobil | 2,200 | 104,995.00 | 87,939.56 | (17,055.44) |
| Nashua | 4,300 | 217,662.39 | 267,028.58 | 49,366.19 |
| Noble Affiliates | 7,550 | 94,442.61 | 276,959.68 | 182,517.07 |
| Nynex | 500 | 5,974.30 | 7,762.23 | 1,787.93 |
| Pennzoil | 6,500 | 399,119.22 | 551,160.58 | 152,041.36 |
| Pfizer | 2,200 | 174,794.31 | 189,961.97 | 15,167.66 |
| Pinnacle West Capital | 3,400 | 175,541.25 | 254,961.48 | 79,420.23 |
| Rohm & Haas | 50,000 | 264,530.00 | 568,355.93 | 303,825.93 |
| Schlumberger | 12,400 | 498,696.79 | 392,694.07 | (106,002.72) |
| Standex International | 1,900 | 71,886.19 | 88,582.01 | 16,695.82 |
| Texaco | 3,500 | 48,810.53 | 82,002.25 | 33,191.72 |
| Time Warner | 700 | 35,816.81 | 39,510.18 | 3,693.37 |
| Union Pacific | 5,850 | 604,859.67 | 774,624.75 | 169,765.08 |
| Unum | 400 | 27,542.95 | 30,258.99 | 2,716.04 |
| | 10,000 | 223,220.83 | 468,984.33 | 245,763.50 |
| TOTAL COMMON STOCKS | | 7,514,987.83 | 8,674,381.13 | 1,159,393.30 |
| TOTAL CASH SALES, CALLS, OR MATURITIES | | \$8,057,564.14 | \$9,225,708.94 | \$1,168,144.80 |

COMMON TRUST FUND
SUMMARY OF SECURITIES TRANSACTIONS
(January 1 - 31, 1990)

REPORT ON SECURITIES TRANSACTIONS. -- The following securities transactions have been made for the Common Trust Fund in January, 1990. The Executive Vice Chancellor for Asset Management recommends approval by the Board of Regents of these transactions.

| | <u>COST</u> <u>(BOOK VALUE)</u> | <u>YIELD</u> <u>AT COST</u> |
|------------------------------------|------------------------------------|---------------------------------|
| <u>PURCHASES:</u> | | |
| DEBT SECURITIES-- | | |
| U.S. Treasuries | \$1,979,531.25 | 8.15% |
| U.S. Govt. Agencies (Non-Gtd.) | 2,476,312.50 | 9.68% |
| Corporate Bonds | 4,202,523.20 | 9.32% |
| Total Debt Securities | <u>8,658,366.95</u> | <u>9.16%</u> |
| EQUITY SECURITIES-- | | |
| Common Stocks | 9,061,582.48 | 4.59% (1) |
| <u>CAPITAL CONTRIBUTIONS:</u> | | |
| Special Investments-- | 1,178,370.11 | N/A (2) |
| Total Long Term Securities | <u>18,898,319.54</u> | <u>6.40%</u> |
| <u>SHORT TERM INVESTMENTS:</u> | | |
| Commercial Paper | 20,000,000.00 | |
| TOTAL ACQUISITIONS | <u>\$38,898,319.54</u> | |
| | | |
| | <u>PROCEEDS</u> | <u>GAIN</u> <u>OR (LOSS)</u> |
| <u>SALES:</u> | | |
| EQUITY SECURITIES-- | | |
| Common Stocks | \$2,202,834.27 | (\$652,680.10) |
| <u>CAPITAL RETURNS:</u> | | |
| Special Investments-- | 75,294.93 | 10,728.58 |
| <u>MATURITIES AND PREPAYMENTS:</u> | | |
| U.S. Govt. Obligations (Gtd.) | 73,338.09 | 185.52 |
| U.S. Govt. Agencies (Non-Gtd.) | 246,441.05 | 992.06 |
| Corporate Bonds | 508,762.16 | 5,000.00 |
| Total Maturities and Prepayments | <u>828,541.30</u> | <u>6,177.58</u> |
| Total Long Term Securities | <u>3,106,670.50</u> | <u>(635,773.94)</u> |
| <u>SHORT TERM INVESTMENTS:</u> | | |
| Short Term Investment Fund | | |
| Goldman-Sachs (Net) | 35,853,140.19 | 0.00 |
| TOTAL DISPOSITIONS | <u>\$38,959,810.69</u> | <u>(\$635,773.94)</u> |

- (1) Yield on Common Stocks is based on cost price and dividend rate as of 01/31/90.
(2) Current Yield is not calculated on Special Investments due to the absence of scheduled interest and dividend payments.

COMMON TRUST FUND
Comparison Summary of Assets

| Security | January 31, 1989 | | | | January 31, 1990 | | | |
|-------------------------------------|------------------|------------|------------------|--------------|------------------|------------|------------------|--------------|
| | Book Value | Book Yield | Market Value | Market Yield | Book Value | Book Yield | Market Value | Market Yield |
| LONG TERM SECURITIES: | | | | | | | | |
| DEBT SECURITIES -- | | | | | | | | |
| U. S. GOVT. OBLIGATIONS: | | | | | | | | |
| Direct - Treasuries | \$46,578,115.66 | 10.99% | \$50,382,590.19 | 9.11% | \$37,198,330.63 | 10.70% | \$41,285,494.00 | 8.28% |
| Gtd. - Various Bonds | 5,677,735.94 | 10.10% | 5,658,307.10 | 10.13% | 7,586,804.48 | 10.03% | 7,686,381.74 | 9.64% |
| Total U. S. Govts | 52,255,851.60 | 10.89% | 56,040,897.29 | 9.21% | 44,785,135.11 | 10.59% | 48,971,875.74 | 8.49% |
| U. S. GOVT. AGENCIES: | | | | | | | | |
| Non-Guaranteed | 74,946,411.37 | 9.74% | 73,812,521.55 | 9.94% | 75,364,403.76 | 9.74% | 75,181,565.49 | 9.49% |
| CORPORATE BONDS | 171,094,047.51 | 10.70% | 169,895,100.49 | 10.39% | 191,183,414.16 | 10.49% | 191,582,913.98 | 9.90% |
| TOTAL DEBT SECURITIES | 298,296,310.48 | 10.49% | 299,748,519.33 | 10.06% | 311,352,953.03 | 10.32% | 315,736,355.21 | 9.58% |
| PREFERRED STOCKS | 1,151,900.00 | 13.57% | 1,460,000.00 | 10.70% | 1,170,225.23 | 13.35% | 1,569,250.00 | 9.96% |
| TOTAL FIXED INCOME SECURITIES | 299,448,210.48 | 10.50% | 301,208,519.33 | 10.06% | 312,523,178.26 | 10.33% | 317,305,605.21 | 9.59% |
| EQUITY SECURITIES | | | | | | | | |
| Convertible Debentures | 150,000.00 | 6.75% | 151,500.00 | 6.68% | 150,000.00 | 6.75% | 184,500.00 | 5.49% |
| Convertible Preferred Stocks | 177,231.61 | 5.84% | 415,075.00 | 2.49% | 82,987.90 | 0.00% | 303,000.00 | 0.00% |
| Common Stocks | 143,094,825.71 | 3.12% | 173,098,819.70 | 2.58% | 144,217,885.64 | 3.45% | 172,050,188.35 | 2.89% |
| TOTAL EQUITY SECURITIES | 143,422,057.32 | 3.13% | 173,665,394.70 | 2.58% | 144,450,873.54 | 3.45% | 172,537,688.35 | 2.89% |
| SPECIAL INVESTMENTS | 28,594,957.41 | 0.00% | 26,704,957.41 | 0.00% | 44,322,224.55 | 0.00% | 44,322,224.55 | 0.00% |
| TOTAL LONG TERM | 471,465,225.21 | 7.62% | 501,578,871.44 | 6.94% | 501,296,276.35 | 7.44% | 534,165,518.11 | 6.63% |
| CASH & EQUIVALENT: | | | | | | | | |
| Goldman Sachs | 58,964,377.77 | 8.65% | 58,964,377.77 | 8.65% | 48,903,499.20 | 7.95% | 48,903,499.20 | 7.95% |
| Commercial Paper | 9,000,000.00 | 9.10% | 9,000,000.00 | 9.10% | 20,000,000.00 | 8.27% | 20,000,000.00 | 8.27% |
| U. S. Governments (Direct) | 0.00 | 0.00% | 0.00 | 0.00% | 12,427,170.22 | 11.27% | 12,598,352.34 | 8.33% |
| Corporate Bonds | 3,458,190.02 | 10.52% | 2,862,515.80 | 30.46% | 2,757,852.59 | 12.77% | 2,309,819.20 | 12.37% |
| Treasury Bills | 0.00 | 0.00% | 0.00 | 0.00% | 0.00 | 0.00% | 0.00 | 0.00% |
| Cash | (162,714.46) | 0.00% | (162,714.46) | 0.00% | 39,355.62 | 0.00% | 39,355.62 | 0.00% |
| TOTAL SHORT TERM | 71,259,853.33 | 8.82% | 70,664,179.11 | 9.61% | 84,127,877.63 | 8.67% | 83,851,026.36 | 8.20% |
| TOTAL SECURITIES, CASH & EQUIVALENT | \$542,725,078.54 | 7.78% | \$572,243,050.55 | 7.27% | \$585,424,153.98 | 7.61% | \$618,016,544.47 | 6.84% |
| UNIT MARKET VALUE | | | \$2.7087517 | | | | \$2.7647425 | |

L
I
S
I

1983

COMMON TRUST FUND
SUMMARY OF INCOME FROM INVESTMENTS
(January 1 - 31, 1990)

| | CASH | ACCRUED | TOTAL |
|---|-----------------------|---------------------|-----------------------|
| FROM FIXED INCOME SECURITIES -- | | | |
| U. S. Treasuries | \$212,574.72 | \$258,994.97 | \$471,569.69 |
| U. S. Govt. Obligations (Gtd.) | 59,369.80 | (6,151.53) | 53,218.27 |
| U. S. Govt. Agencies (Non-Gtd.) | 546,898.50 | 19,437.18 | 566,335.68 |
| Corporate Bonds | 694,526.63 | 749,501.91 | 1,444,028.54 |
| Preferred Stock | 13,486.30 | 0.00 | 13,486.30 |
| Total from Fixed Income Securities | 1,526,855.95 | 1,021,782.53 | 2,548,638.48 |
| FROM EQUITY SECURITIES -- | | | |
| Convertible Debentures | 0.00 | 843.75 | 843.75 |
| Common Stocks | 378,972.50 | 0.00 | 378,972.50 |
| Total From Equity Securities | 378,972.50 | 843.75 | 379,816.25 |
| FROM SPECIAL INVESTMENTS | | | |
| Total From Long Term Investments | 90,955.52 | 0.00 | 90,955.52 |
| FROM SHORT TERM INVESTMENTS -- | | | |
| U. S. Govt. Agencies (Non-Gtd.) - | | | |
| Short Term Notes | 0.00 | 0.00 | 0.00 |
| Treasury Bills | 0.00 | 0.00 | 0.00 |
| Commercial Paper | 0.00 | 0.00 | 0.00 |
| Short Term Investment Fund - | | | |
| Goldman-Sachs | 603,873.59 | (73,912.15) | 529,961.44 |
| Fail Float | 0.00 | 0.00 | 0.00 |
| Securities Lending | (2,067.44) | 0.00 | (2,067.44) |
| Certificates of Deposit | 0.00 | 0.00 | 0.00 |
| Total From Short Term Investments | 601,806.15 | (73,912.15) | 527,894.00 |
| TOTAL INCOME FROM INVESTMENTS TO COMMON TRUST FUND | \$2,598,590.12 | \$948,714.13 | \$3,547,304.25 |

INTEREST ACCRUED

| | As of 01/31/90 | As of 12/31/89 | NET |
|---------------------------------|-----------------------|-----------------------|---------------------|
| U. S. Treasuries | \$1,394,139.38 | \$1,135,144.41 | \$258,994.97 |
| U. S. Govt. Obligations (Gtd.) | 48,112.32 | 54,263.85 | (6,151.53) |
| U. S. Govt. Agencies (Non-Gtd.) | 577,277.50 | 557,840.32 | 19,437.18 |
| Corporate Bonds | 5,408,421.73 | 4,658,919.82 | 749,501.91 |
| Convertible Debentures | 3,937.50 | 3,093.75 | 843.75 |
| Short Term Investment Fund - | | | |
| Goldman-Sachs | 522,370.38 | 596,282.53 | (73,912.15) |
| | \$7,954,258.81 | \$7,005,544.68 | \$948,714.13 |

COMMON TRUST FUND

STATEMENT OF CASH RECEIPTS AND DISBURSEMENTS
(January 1 - 31, 1990)

CASH RECEIPTS

RECEIPTS INCREASING THE FUND:

| | | |
|---------------------------------------|--------------|--|
| Net Additions to the CTF | \$0.00 | |
| Gain or (Loss) on Sales of Securities | (635,773.94) | |

| | | |
|-------|--|-----------------------|
| Total | | <u>(\$635,773.94)</u> |
|-------|--|-----------------------|

RECEIPTS FROM SALES OF SECURITIES:

| | | |
|---|---------------|--|
| Special Investments | 64,566.35 | |
| Common Stocks | 2,855,514.37 | |
| Short Term Investment Fund - Goldman Sachs (Net) | 35,853,140.19 | |

| | | |
|-------|--|----------------------|
| Total | | <u>38,773,220.91</u> |
|-------|--|----------------------|

RECEIPTS FROM MATURING SECURITIES AND AMORTIZATION:

| | | |
|--|-------------|--|
| U.S. Govt. Obligations (Gtd.) | 73,152.57 | |
| U.S. Govt. Agencies (Non-Gtd.) | 245,448.99 | |
| Corporate Bonds | 503,762.16 | |
| Net Amortization on Bonds (Discount in Excess of Premium) | (22,136.30) | |

| | | |
|---------------------|--|-------------------|
| Total Cash Receipts | | <u>800,227.42</u> |
|---------------------|--|-------------------|

CASH ON HAND:

| | | |
|-------------------|-----------|--|
| December 31, 1989 | 0.77 | |
| January 31, 1990 | 39,355.62 | |

| | | |
|-------------------------------------|--|--------------------|
| Increase in Cash Balance (Subtract) | | <u>(39,354.85)</u> |
|-------------------------------------|--|--------------------|

| | | |
|--------------------------|--|------------------------|
| Total Cash Accounted for | | <u>\$38,898,319.54</u> |
|--------------------------|--|------------------------|

CASH DISBURSEMENTS

ASSETS PURCHASED:

| | |
|--|----------------|
| U. S. Treasuries (\$2,000,000.00 par) | \$1,979,531.25 |
| U.S. Govt. Agencies (Non-Gtd.) (\$2,495,000.00 par) | 2,476,312.50 |
| Corporate Bonds (\$4,280,000.00 par) | 4,202,523.20 |
| Special Investments | 1,178,370.11 |
| Common Stocks (375,500 shares) | 9,061,582.48 |
| Commercial Paper (\$20,000,000.00 par) | 20,000,000.00 |

| | |
|--------------------------|------------------------|
| Total Cash Disbursements | <u>\$38,898,319.54</u> |
|--------------------------|------------------------|

COMMON TRUST FUND

SUMMARY
BOOK VALUE OF THE COMMON TRUST FUND

| | | |
|---|--------------|-------------------------|
| December 31, 1989 Balance | | \$586,059,927.92 |
| Additions: | | |
| Net Additions to the CTF | \$0.00 | |
| Realized Net Gain or (Loss) on Security Transactions | (635,773.94) | (635,773.94) |
| January 31, 1990 Balance | | <u>\$585,424,153.98</u> |

NUMBER OF UNITS*

| | | |
|------------------------------------|-------------|--------------------|
| December 31, 1989 Balance | | 223,534,935 |
| Net Donations (01/01/90) | \$0.00 | |
| Market Value per Unit (12/31/89) | \$2.7647425 | |
| Net Donated Units Added (01/01/90) | | 0 |
| Accounting Adjustments | | 0 |
| January 31, 1990 Balance | | <u>223,534,935</u> |

DISTRIBUTIONS TO UNIT HOLDERS*
(January 1 - 31, 1990)

| | |
|----------------------------------|---------------|
| Distribution from Current Income | \$0.00 |
| Distribution from Income Reserve | 0.00 |
| Total Distribution | <u>\$0.00</u> |

* Units are added to the CTF quarterly on 3/1, 6/1, 9/1, and 12/1.
Distribution is paid quarterly on 2/28, 5/31, 8/31 and 11/30.

COMMON TRUST FUND
SCHEDULE OF SECURITIES PURCHASED
(January 1 - 31, 1990)

| SECURITY | PAR VALUE OR NO. SHARES (3) | TOTAL PRINCIPAL COST | YIELD AT COST |
|--|--------------------------------|-------------------------|------------------|
| <u>LONG TERM SECURITIES:</u> | | | |
| <u>DEBT SECURITIES:</u> | | | |
| <u>U. S. TREASURIES :</u> | | | |
| U.S. Treasury 7-7/8% Notes, 8/15/92 | \$1,000,000.00 | \$990,781.25 | 8.28% |
| U.S. Treasury 7-3/4% Notes, 2/15/95 | 1,000,000.00 | 988,750.00 | 8.02% |
| TOTAL U. S. TREASURIES | 2,000,000.00 | 1,979,531.25 | 8.15% |
| <u>U. S. GOVT. AGENCIES - (Non-Gtd.):</u> | | | |
| FNMA 9-1/2% CMO Series 89 95-M, 5/25/16 | 495,000.00 | 488,812.50 | 9.63% |
| FNMA 9-5/8% CMO Series 89 74-H, 1/25/19 | 2,000,000.00 | 1,987,500.00 | 9.69% |
| TOTAL U. S. GOVT. AGENCIES | 2,495,000.00 | 2,476,312.50 | 9.68% |
| <u>CORPORATE BONDS:</u> | | | |
| Chrysler Financial 9% Notes, 10/15/94 | 280,000.00 | 270,533.20 | 9.90% |
| Eastman Kodak 9-3/8% Notes, 3/15/03 | 1,000,000.00 | 992,700.00 | 9.47% |
| Eastman Kodak 9-3/4% Notes, 10/1/04 | 1,000,000.00 | 995,860.00 | 9.80% |
| Enserch 8-1/2% SF Debs, 11/15/02 | 1,000,000.00 | 943,430.00 | 9.26% |
| Petro-Canada 8.6% Debs, 1/15/10 | 1,000,000.00 | 1,000,000.00 | 8.60% |
| TOTAL CORPORATE BONDS | 4,280,000.00 | 4,202,523.20 | 9.32% |
| TOTAL DEBT SECURITIES | \$8,775,000.00 | \$8,658,366.95 | 9.16% |
| <u>SPECIAL INVESTMENTS:</u> | | | |
| Cheyenne II | \$19,444.45 | 19,444.45 | |
| HOS Partners II, L. P. | 412,657.00 | 412,657.00 | |
| Wingate Partners, L. P. | 746,268.66 | 746,268.66 | |
| TOTAL CAPITAL CONTRIBUTIONS | \$1,178,370.11 | 1,178,370.11 | N/A (2) |

COMMON TRUST FUND
 SCHEDULE OF SECURITIES PURCHASED (Continued)
 (January 1 - 31, 1990)

| SECURITY | NO. SHARES (3) | TOTAL PRINCIPAL COST | YIELD AT COST |
|-----------------------------------|----------------|-------------------------|------------------|
| <u>COMMON STOCKS: (1)</u> | | | |
| American Express | 11,700 | \$381,861.00 | 2.82% |
| American Information Technologies | 9,400 | 598,766.04 | 4.96% |
| American Tel & Tel | 500 | 20,529.00 | 2.92% |
| Amoco | 700 | 35,994.30 | 3.97% |
| Anadarko Petroleum | 800 | 27,442.80 | 0.88% |
| Arkla | 500 | 12,800.00 | 4.22% |
| Ashland Oil | 4,900 | 189,892.50 | 2.58% |
| Augat | 23,100 | 326,148.90 | 2.83% |
| Avantek | 50,000 | 194,500.00 | 0.00% |
| Baltimore Gas & Electric | 20,800 | 665,764.00 | 6.56% |
| Bell Atlantic | 1,500 | 149,121.00 | 4.43% |
| Bellsouth | 10,600 | 570,526.90 | 4.68% |
| BHC Communication - Class A | 2,500 | 129,212.50 | 0.00% |
| Boston Edison | 4,400 | 83,193.20 | 8.04% |
| Brooklyn Union Gas | 500 | 15,237.50 | 6.04% |
| Commonwealth Edison | 1,000 | 36,058.00 | 8.32% |
| Diversified Energies | 3,500 | 128,822.00 | 4.24% |
| Dominion Resources | 8,300 | 379,221.80 | 7.27% |
| Energen | 1,000 | 18,225.00 | 4.83% |
| FPL Group | 5,300 | 191,224.00 | 6.32% |
| Goodyear Tire & Rubber | 3,000 | 127,740.00 | 4.23% |
| GTE | 500 | 30,918.00 | 4.72% |
| Household International | 1,400 | 67,487.00 | 4.44% |
| Houston Industries | 5,000 | 172,102.00 | 8.60% |
| Iowa Resources | 5,000 | 105,500.00 | 7.96% |
| Kentucky Utilities | 2,000 | 41,150.00 | 7.10% |
| Kerr-McGee | 500 | 24,175.00 | 2.73% |
| Lake Shore Bancorp Ill. | 1,000 | 28,500.00 | 1.65% |
| Manufacturers National | 5,900 | 317,125.00 | 4.02% |
| Marc | 24,400 | 289,750.00 | 0.00% |
| Mobil | 1,000 | 57,262.50 | 4.54% |
| Murphy Oil | 500 | 20,687.50 | 2.42% |
| Northeast Utilities | 5,900 | 131,172.50 | 7.91% |
| Northern States Power | 10,100 | 384,789.60 | 5.83% |
| Nynex | 800 | 69,692.50 | 5.00% |
| Occidental Petroleum | 6,600 | 191,928.00 | 8.60% |
| Ohio Edison | 8,200 | 191,035.40 | 8.41% |
| Pennzoil | 800 | 68,668.00 | 3.50% |
| Philips NV - NY Shares | 2,400 | 1,185.74 | 0.00% |
| Phillips Petroleum | 14,300 | 340,429.50 | 3.70% |
| Public Service Colorado | 4,000 | 99,993.00 | 8.00% |
| Public Service Enterprise Group | 1,000 | 27,508.00 | 7.42% |
| Ranger Oil Ltd. | 53,000 | 333,370.00 | 0.00% |
| Schlumberger | 500 | 22,987.50 | 2.61% |
| Southern | 6,800 | 192,644.00 | 7.55% |
| Southwestern Bell | 13,700 | 766,153.50 | 4.65% |
| Southwestern Energy | 500 | 15,175.00 | 1.85% |
| UGI | 100 | 3,615.30 | 6.22% |
| Unifi | 22,000 | 288,750.00 | 0.00% |
| United Telecommunications | 2,000 | 69,565.00 | 5.75% |

COMMON TRUST FUND
 SCHEDULE OF SECURITIES PURCHASED (Continued)
 (January 1 - 31, 1990)

| SECURITY | PAR VALUE OR NO. SHARES (3) | TOTAL PRINCIPAL COST | YIELD AT COST |
|-----------------------------------|--------------------------------|-------------------------|------------------|
| <u>COMMON STOCKS (Continued):</u> | | | |
| Unocal | 1,000 | \$26,787.50 | 5.22% |
| US West | 1,500 | 115,995.00 | 4.86% |
| USX | 500 | 17,675.00 | 3.96% |
| Weingarten Realty | 8,600 | 265,525.00 | 5.70% |
| TOTAL COMMON STOCKS | | 9,061,582.48 | 4.59% |
| TOTAL LONG TERM INVESTMENTS | | 18,898,319.54 | 6.40% |
| <u>SHORT TERM SECURITIES:</u> | | | |
| Commercial Paper | \$20,000,000.00 | 20,000,000.00 | |
| TOTAL SECURITIES PURCHASED | | \$38,898,319.54 | |

- (1) Yield on Common Stocks is based on cost price and dividend rate as of 01/31/90.
- (2) Current Yield is not calculated on Special Investments due to the absence of scheduled interest and dividend payments.
- (3) Reflects shares actually purchased. Does not reflect shares received as a result of stock splits and dividends subsequent to date of purchase.

COMMON TRUST FUND
EQUITIES -- OTHER CHANGES
(January 1 - 31, 1990)

| <u>STOCK SPLITS, DIVIDENDS AND DISTRIBUTIONS</u> | <u>SHS. RECEIVED</u> |
|--|----------------------|
| Du Pont De Nemours, 3-1 Split | 32,000 |
| Franklin Resources, 3-2 Split | 4,300 |
| McCormick, 2-1 Split | 25,000 |

COMMON TRUST FUND
SCHEDULE OF SECURITIES SOLD, CALLED OR MATURED
(January 1 - 31, 1990)

| SECURITY | PAR VALUE OR NO. SHARES | BOOK VALUE OF HOLDINGS | NET SALES PROCEEDS | GAIN OR (LOSS) OVER BOOK VALUE |
|--|----------------------------|---------------------------|-----------------------|--------------------------------------|
| <u>LONG TERM SECURITIES:</u> | | | | |
| <u>DEBT SECURITIES:</u> | | | | |
| <u>U. S. GOVT. OBLIGATIONS (Gtd.):</u> | | | | |
| GNMA Pass Thrus and Project Loans, Various Pools | \$73,338.09 | \$73,152.57 | \$73,338.09 | \$185.52 |
| <u>U. S. GOVT. AGENCIES (Non-Gtd.):</u> | | | | |
| Federal Home Loan Mortgages, Various Groups | 246,441.05 | 245,448.99 | 246,441.05 | 992.06 |
| <u>CORPORATE BONDS:</u> | | | | |
| Appletree (Safeway) 9% Purchase Lease, 5/1/96 | 3,762.16 | 3,762.16 | 3,762.16 | 0.00 |
| 1st Fed S&L Philadelphia 10-1/4% Mtge-backed A's, 10/15/91 | 500,000.00 | 500,000.00 | 505,000.00 | 5,000.00 |
| TOTAL CORPORATE BONDS | 503,762.16 | 503,762.16 | 508,762.16 | 5,000.00 |
| TOTAL DEBT SECURITIES | \$823,541.30 | \$822,363.72 | \$828,541.30 | \$6,177.58 |
| <u>SPECIAL INVESTMENTS:</u> | | | | |
| Cheyenne Partners | \$21,140.64 | 21,140.64 | 21,140.64 | 0.00 |
| Cheyenne II | 40,549.52 | 40,549.52 | 40,549.52 | 0.00 |
| Goldston Jeter | 2,876.19 | 2,876.19 | 2,876.19 | 0.00 |
| TCW Special Placement Fund II | 0.00 | 0.00 | 10,728.58 | 10,728.58 |
| TOTAL CAPITAL RETURNS | \$64,566.35 | 64,566.35 | 75,294.93 | 10,728.58 |
| <u>COMMON STOCKS:</u> | | | | |
| American Electric Power | 3,000 | 78,920.30 | 94,179.72 | 15,259.42 |
| American Information Technologies | 500 | 22,090.71 | 33,282.38 | 11,191.67 |
| Anadarko Petroleum | 500 | 15,148.69 | 16,699.44 | 1,550.75 |
| Arkla | 1,500 | 27,902.57 | 38,817.44 | 10,914.87 |

COMMON TRUST FUND
 SCHEDULE OF SECURITIES SOLD, CALLED OR MATURED (Continued)
 (January 1 - 31, 1990)

| SECURITY | NO. SHARES | BOOK VALUE OF HOLDINGS | NET SALES PROCEEDS | GAIN OR (LOSS) OVER BOOK VALUE |
|--|------------|---------------------------|------------------------|--------------------------------------|
| <u>COMMON STOCKS (Continued):</u> | | | | |
| British | | | | |
| Petroleum ADS | 2,700.00 | \$153,839.83 | \$177,414.59 | \$23,574.76 |
| Brooklyn Union Gas | 500.00 | 14,485.64 | 15,603.47 | 1,117.83 |
| Central Louisiana Electric | 500.00 | 17,177.36 | 16,886.93 | (290.43) |
| Commonwealth Edison Consolidated | 5,000.00 | 185,818.00 | 186,048.77 | 230.77 |
| Natural Gas | 500.00 | 18,360.30 | 23,074.22 | 4,713.92 |
| Continental Bank | 13,300.00 | 329,823.00 | 238,421.11 | (91,401.89) |
| Corroon & Black | 5,200.00 | 171,716.95 | 199,702.32 | 27,985.37 |
| Dominion Resources Engineered Support System | 1,500.00 | 66,790.86 | 68,097.72 | 1,306.86 |
| Guardsman Products | 13,500.00 | 136,267.22 | 51,562.50 | (84,704.72) |
| Heico | 1,540.00 | 15,318.51 | 29,151.22 | 13,832.71 |
| Mercury Finance | 3,600.00 | 38,797.18 | 34,614.63 | (4,182.55) |
| Mobil | 0.67 | 7.01 | 11.69 | 4.68 |
| Nichols SE | 1,000.00 | 46,313.78 | 58,616.78 | 12,303.00 |
| Noble Affiliates | 12,900.00 | 57,559.95 | 12,065.65 | (45,494.30) |
| Nynex | 800.00 | 9,558.89 | 12,219.59 | 2,660.70 |
| Pacific Gas & Electric | 800.00 | 49,122.37 | 72,233.08 | 23,110.71 |
| Pennsylvania Power & Light | 6,000.00 | 119,543.00 | 127,787.70 | 8,244.70 |
| Pennzoil | 1,000.00 | 32,066.70 | 41,648.60 | 9,581.90 |
| Royal Dutch Petroleum | 300.00 | 23,835.59 | 26,406.61 | 2,571.02 |
| Scana | 1,000.00 | 61,657.73 | 72,139.08 | 10,481.35 |
| Southeast Banking | 2,000.00 | 72,641.84 | 70,047.65 | (2,594.19) |
| Southwestern Bell | 7,950.00 | 208,046.20 | 153,187.86 | (54,858.34) |
| Teco Energy | 1,200.00 | 52,641.65 | 71,752.30 | 19,110.65 |
| Union Pacific | 3,000.00 | 71,931.90 | 82,870.21 | 10,938.31 |
| United Merchants & Mfrs | 900.00 | 61,971.64 | 69,982.66 | 8,011.02 |
| Wang Laboratories - Class B | 45,900.00 | 688,194.00 | 102,353.55 | (585,840.45) |
| | 1,500.00 | 7,965.00 | 5,954.80 | (2,010.20) |
| TOTAL COMMON STOCKS | | 2,855,514.37 | 2,202,834.27 | (652,680.10) |
| <u>SHORT TERM SECURITIES:</u> | | | | |
| Short Term Investment Fund Goldman-Sachs (Net) | | 35,853,140.19 | 35,853,140.19 | 0.00 |
| TOTAL CASH SALES, CALLS, OR MATURITIES | | \$39,595,584.63 | \$38,959,810.69 | (\$635,773.94) |

IV. MEDICAL LIABILITY SELF-INSURANCE FUND

MEDICAL LIABILITY SELF-INSURANCE FUND
SUMMARY OF SECURITIES TRANSACTIONS
(December 1 - 31, 1989)

REPORT ON SECURITIES TRANSACTIONS. -- The following securities transactions have been made for the Medical Liability Self-Insurance Fund in December, 1989. The Executive Vice Chancellor for Asset Management recommends approval by the Board of Regents of these transactions.

| <u>PURCHASES</u> | <u>COST</u> <u>(BOOK VALUE)</u> | <u>YIELD</u> <u>AT COST</u> |
|---|------------------------------------|---------------------------------|
| DEBT SECURITIES-- | | |
| U. S. Treasuries | \$997,656.25 | 7.97% |
| U. S. Govt. Agencies (Non-Gtd) | 4,967,186.94 | 8.43% |
| | <hr/> | <hr/> |
| Total Debt Securities | 5,964,843.19 | 8.36% |
| EQUITY SECURITIES-- | | |
| Common Stocks | 795,438.00 | 3.27% (1) |
| | <hr/> | <hr/> |
| TOTAL ACQUISITIONS | <u>\$6,760,281.19</u> | <u>7.76%</u> |
| | | |
| <u>SALES</u> | <u>PROCEEDS</u> | <u>GAIN</u> <u>OR (LOSS)</u> |
| DEBT SECURITIES-- | | |
| U. S. Treasuries | \$2,005,000.00 | \$5,250.00 |
| EQUITY SECURITIES-- | | |
| Common Stocks | 281,073.10 | 100,863.76 |
| SHORT TERM INVESTMENTS-- | | |
| Short Term Investment Fund-- Goldman-Sachs (Net) | 4,165,605.98 | 0.00 |
| | <hr/> | <hr/> |
| TOTAL DISPOSITIONS | <u>\$6,451,679.08</u> | <u>\$106,133.76</u> |

(1) Yield on Common Stocks based on cost price and dividend rate as of 12/31/89.

MEDICAL LIABILITY SELF-INSURANCE FUND
Comparison Summary of Assets

| Security | December 31, 1988 | | | | December 31, 1989 | | | |
|--|------------------------|--------------|------------------------|--------------|------------------------|--------------|------------------------|--------------|
| | Book Value | Book Yield | Market Value | Market Yield | Book Value | Book Yield | Market Value | Market Yield |
| LONG TERM SECURITIES: | | | | | | | | |
| DEBT SECURITIES -- | | | | | | | | |
| U. S. GOVT. OBLIGATIONS: | | | | | | | | |
| Direct - Treasuries | \$6,890,269.20 | 9.06% | \$6,842,320.00 | 9.19% | \$13,859,564.48 | 8.55% | \$14,303,590.00 | 7.97% |
| U. S. GOVT. AGENCIES (Non-Gtd) | 0.00 | 0.00% | 0.00 | 0.00% | 1,499,250.00 | 8.46% | 1,490,160.00 | 8.58% |
| CORPORATE BONDS | 5,443,619.57 | 10.14% | 5,417,830.00 | 10.25% | 12,999,505.47 | 9.77% | 13,166,253.00 | 9.55% |
| TOTAL DEBT SECURITIES | 12,333,888.77 | 9.54% | 12,260,150.00 | 9.66% | 28,358,319.95 | 9.10% | 28,960,003.00 | 8.72% |
| EQUITY SECURITIES | | | | | | | | |
| Common Stocks | 11,588,104.88 | 4.27% | 12,735,780.50 | 3.89% | 17,447,052.45 | 4.21% | 20,205,149.88 | 3.64% |
| SPECIAL INVESTMENTS | 17,000,000.00 | 6.33% | 17,000,000.00 | 6.33% | 0.00 | 0.00% | 0.00 | 0.00% |
| TOTAL LONG TERM | 40,921,993.65 | 6.71% | 41,995,930.50 | 6.56% | 45,805,372.40 | 6.96% | 49,165,152.88 | 6.37% |
| CASH & EQUIVALENT: | | | | | | | | |
| U. S. Treasuries | 0.00 | 0.00% | 0.00 | 0.00% | 495,553.48 | 9.12% | 501,095.00 | 7.97% |
| U. S. Governments (Non-Gtd) | 0.00 | 0.00% | 0.00 | 0.00% | 9,967,186.94 | 9.27% | 9,989,836.94 | 8.28% |
| Goldman Sachs | 34,568,779.87 | 8.50% | 34,568,779.87 | 8.50% | 14,055,442.67 | 8.23% | 14,055,442.67 | 8.23% |
| Commercial Paper | 1,000,000.00 | 8.39% | 1,000,000.00 | 8.39% | 20,000,000.00 | 8.67% | 20,000,000.00 | 8.67% |
| Treasury Bills | 3,294,594.22 | 6.65% | 3,294,594.22 | 6.65% | 0.00 | 0.00% | 0.00 | 0.00% |
| TOTAL SHORT TERM | 38,863,374.09 | 8.34% | 38,863,374.09 | 8.34% | 44,518,183.09 | 8.57% | 44,045,279.61 | 8.44% |
| TOTAL SECURITIES, CASH & EQUIVALENT | \$79,785,367.74 | 7.51% | \$80,859,304.59 | 7.42% | \$90,323,555.49 | 7.90% | \$93,210,432.49 | 7.49% |

MEDICAL LIABILITY SELF-INSURANCE FUND
SUMMARY OF INCOME FROM INVESTMENTS
(December 1 - 31, 1989)

| | CASH | ACCRUED | TOTAL |
|---|---------------------|---------------------|---------------------|
| FROM FIXED INCOME SECURITIES -- | | | |
| U. S. Treasuries | \$47,506.79 | \$79,999.99 | \$127,506.78 |
| U. S. Govt. Agencies (Non-Guaranteed) | 0.00 | 10,765.07 | 10,765.07 |
| Corporate Bonds | 30,229.15 | 75,319.80 | 105,548.95 |
| Total from Fixed Income Securities | <u>77,735.94</u> | <u>166,084.86</u> | <u>243,820.80</u> |
| FROM EQUITY SECURITIES -- | | | |
| Common Stocks | 96,088.85 | 0.00 | 96,088.85 |
| FROM SHORT TERM INVESTMENTS -- | | | |
| U. S. Government Agencies - Short Term Notes | 0.00 | 60,770.87 | 60,770.87 |
| Commercial Paper | 0.00 | 149,350.25 | 149,350.25 |
| Goldman-Sachs | 161,573.47 | (37,300.44) | 124,273.03 |
| Fail Float | 0.00 | 0.00 | 0.00 |
| Securities Lending | 1,879.12 | 0.00 | 1,879.12 |
| Total From Short Term Investments | <u>163,452.59</u> | <u>172,820.68</u> | <u>336,273.27</u> |
| TOTAL INCOME FROM INVESTMENTS | <u>337,277.38</u> | <u>338,905.54</u> | <u>676,182.92</u> |
| Additions or (Deductions): | | | |
| Purchased Accrued Interest | (28,675.27) | 0.00 | (28,675.27) |
| Amortization (Discount in Excess of Premium) | 69.04 | 0.00 | 69.04 |
| NET INCOME FROM INVESTMENTS | <u>\$308,671.15</u> | <u>\$338,905.54</u> | <u>\$647,576.69</u> |

| | INTEREST ACCRUED | | |
|--|-----------------------|---------------------|---------------------|
| | As of 12/31/89 | As of 11/30/89 | NET |
| U. S. Treasuries | \$343,791.09 | \$263,791.10 | \$79,999.99 |
| U. S. Govt. Agencies (Non-Gtd.) | 58,686.99 | 47,921.92 | 10,765.07 |
| Corporate Bonds | 335,240.11 | 259,920.31 | 75,319.80 |
| U. S. Govt. Agencies - Short Term Notes | 150,702.38 | 89,931.51 | 60,770.87 |
| Commercial Paper | 255,340.75 | 105,990.50 | 149,350.25 |
| Goldman-Sachs | 124,273.03 | 161,573.47 | (37,300.44) |
| | <u>\$1,268,034.35</u> | <u>\$929,128.81</u> | <u>\$338,905.54</u> |

MEDICAL LIABILITY SELF-INSURANCE FUND
STATEMENT OF CASH RECEIPTS AND DISBURSEMENTS
(December 1 - 31, 1989)

CASH RECEIPTS

| | | |
|---|--------------|----------------|
| RECEIPTS INCREASING THE FUND: | | |
| Net Additions (Withdrawals) to the Fund | \$0.00 | |
| Gain or (Loss) on Sales of Securities | 106,133.76 | |
| Income | 308,671.15 | |
| Total | | \$414,804.91 |
| RECEIPTS FROM SALES OF SECURITIES: | | |
| U. S. Treasuries | 1,999,750.00 | |
| Common Stocks | 180,189.34 | |
| Short Term Investments - Goldman Sachs (Net) | 4,165,605.98 | |
| Total | | 6,345,545.32 |
| RECEIPTS FROM MATURING SECURITIES AND AMORTIZATION: | | |
| Amortization (Discount in Excess of Premium) | | (69.04) |
| Total Cash Receipts | | 6,760,281.19 |
| CASH ON HAND: | | |
| November 30, 1989 | 0.00 | |
| December 31, 1989 | 0.00 | |
| Decrease in Cash Balance (Add) | | 0.00 |
| Total Cash Accounted for | | \$6,760,281.19 |

CASH DISBURSEMENTS

| | | |
|---|--|----------------|
| ASSETS PURCHASED: | | |
| U. S. Treasuries (\$1,000,000.00 par value) | | \$997,656.25 |
| U. S. Govt. Agencies (Non-Gtd.) (\$5,000,000.00 par value) | | 4,967,186.94 |
| Common Stocks (20,200 shares) | | 795,438.00 |
| Total Cash Disbursements | | \$6,760,281.19 |

SUMMARY

| | | |
|---|------------|-----------------|
| Book Value of Medical Liability Self-Insurance Fund Investments | | |
| November 30, 1989 Balance | | \$89,908,750.58 |
| Additions December, 1989 | | |
| Net Additions to the Fund | \$0.00 | |
| Realized Net Gain or (Loss) on Security Transactions | 106,133.76 | |
| Income | 308,671.15 | |
| | | 414,804.91 |
| December 31, 1989 Balance | | \$90,323,555.49 |

MEDICAL LIABILITY SELF-INSURANCE FUND
 SCHEDULE OF SECURITIES PURCHASED
 (December 1 - 31, 1989)

| <u>SECURITY</u> | <u>PAR VALUE OR NO. SHARES (2)</u> | <u>TOTAL PRINCIPAL COST</u> | <u>YIELD AT COST</u> |
|--|--|---------------------------------|--------------------------|
| <u>LONG TERM SECURITIES:</u> | | | |
| <u>DEBT SECURITIES:</u> | | | |
| <u>U. S. TREASURIES:</u> | | | |
| U. S. Treasury 7-7/8% Note, 8/15/92 | \$1,000,000.00 | \$997,656.25 | 7.97% |
| <u>U.S. GOVT. AGENCIES (Non-Gtd.):</u> | | | |
| FHLMC 8-1/4% Disc. Note, 1/17/90 | 3,000,000.00 | 2,975,937.50 | 8.43% |
| FHLMC 8-1/4% Disc. Note, 1/09/90 | 2,000,000.00 | 1,991,249.44 | 8.44% |
| Total U. S. Govt. Agencies (Non-Gtd.) | 5,000,000.00 | 4,967,186.94 | 8.43% |
| TOTAL DEBT SECURITIES | \$6,000,000.00 | 5,964,843.19 | 8.36% |
| <u>EQUITY SECURITIES:</u> | | | |
| <u>COMMON STOCKS: (1)</u> | | | |
| Cyprus Minerals | 1,300 | 33,966.00 | 3.06% |
| Digital Equipment | 500 | 42,427.50 | 0.00% |
| First Interstate | 1,200 | 64,696.00 | 5.56% |
| Gannett | 1,200 | 49,896.00 | 2.89% |
| General Dynamics | 5,900 | 257,057.10 | 2.30% |
| Genuine Parts | 700 | 26,406.00 | 3.18% |
| Georgia-Pacific | 1,000 | 46,705.00 | 3.43% |
| Harris | 1,500 | 50,370.00 | 2.86% |
| Household International | 1,500 | 81,245.00 | 3.95% |
| Pfizer | 800 | 54,664.00 | 3.22% |
| Shawmut National | 3,600 | 82,695.40 | 6.27% |
| Wang Laboratories - Class B | 1,000 | 5,310.00 | 0.00% |
| TOTAL EQUITY SECURITIES | | 795,438.00 | 3.27% |
| TOTAL SECURITIES PURCHASED | | \$6,760,281.19 | 7.76% |

- (1) Yield on Common Stocks based on cost price and dividend rate of as 12/31/89.
 (2) Reflects shares actually purchased. Does not reflect shares received as a result of stock splits and dividends subsequent to date of purchase.

MEDICAL LIABILITY SELF-INSURANCE FUND
 SCHEDULE OF SECURITIES SOLD, CALLED OR MATURED
 (December 1 - 31, 1989)

| SECURITY | PAR VALUE OR NO. OF SHARES | BOOK VALUE OF HOLDINGS | NET SALES PROCEEDS | GAIN OR (LOSS) OVER BOOK VALUE |
|---|-------------------------------|---------------------------|-----------------------|--------------------------------------|
| <u>LONG TERM SECURITIES:</u> | | | | |
| <u>DEBT SECURITIES:</u> | | | | |
| <u>U. S. TREASURIES:</u> | | | | |
| U. S. Treasury 7-7/8% Notes, 8/15/92 | \$2,000,000.00 | \$1,999,750.00 | \$2,005,000.00 | \$5,250.00 |
| <u>EQUITY SECURITIES:</u> | | | | |
| <u>COMMON STOCKS:</u> | | | | |
| Boeing | 100 | 3,322.67 | 5,960.30 | 2,637.63 |
| Bristol-Myers Squibb | 100 | 4,017.33 | 5,616.81 | 1,599.48 |
| Great Northern Nekoosa | 3,900 | 152,832.81 | 241,635.94 | 88,803.13 |
| Humana | 400 | 10,138.14 | 16,642.43 | 6,504.29 |
| Public Service Enterprise Group | 400 | 9,878.39 | 11,217.62 | 1,339.23 |
| TOTAL EQUITY SECURITIES | | 180,189.34 | 281,073.10 | 100,883.76 |
| TOTAL LONG TERM SECURITIES | | 2,179,939.34 | 2,286,073.10 | 106,133.76 |
| <u>SHORT TERM INVESTMENTS--</u> | | | | |
| Short Term Investment Fund-- Goldman-Sachs (Net) | | 4,165,605.98 | 4,165,605.98 | 0.00 |
| TOTAL CASH SALES, CALLS, OR MATURITIES | | \$6,345,545.32 | \$6,451,679.08 | \$106,133.76 |

MEDICAL LIABILITY SELF-INSURANCE FUND
SUMMARY OF SECURITIES TRANSACTIONS
(January 1 - 31, 1990)

REPORT ON SECURITIES TRANSACTIONS. -- The following securities transactions have been made for the Medical Liability Self-Insurance Fund in January, 1990. The Executive Vice Chancellor for Asset Management recommends approval by the Board of Regents of these transactions.

| <u>PURCHASES</u> | <u>COST</u> <u>(BOOK VALUE)</u> | <u>YIELD</u> <u>AT COST</u> |
|---|------------------------------------|---------------------------------|
| DEBT SECURITIES-- | | |
| U. S. Treasuries | \$2,988,125.00 | 8.01% |
| Corporate Bonds | 1,151,440.90 | 9.60% |
| | <hr/> | <hr/> |
| Total Debt Securities | 4,139,565.90 | 8.45% |
| EQUITY SECURITIES-- | | |
| Common Stocks | 3,174,970.43 | 4.85% (1) |
| | <hr/> | <hr/> |
| TOTAL ACQUISITIONS | <u>\$7,314,536.33</u> | <u>6.89%</u> |
| | | |
| <u>SALES</u> | <u>PROCEEDS</u> | <u>GAIN</u> <u>OR (LOSS)</u> |
| DEBT SECURITIES-- | | |
| U. S. Govt. Agencies (Non-Gtd.) | \$5,000,000.00 | \$0.00 |
| EQUITY SECURITIES-- | | |
| Common Stocks | 32,818.37 | (4,433.65) |
| SHORT TERM INVESTMENTS-- | | |
| Short Term Investment Fund-- Goldman-Sachs (Net) | 994,390.63 | 0.00 |
| | <hr/> | <hr/> |
| TOTAL DISPOSITIONS | <u>\$6,027,209.00</u> | <u>(\$4,433.65)</u> |

(1) Yield on Common Stocks based on cost price and dividend rate as of 1/31/90.

MEDICAL LIABILITY SELF-INSURANCE FUND
Comparison Summary of Assets

| Security | January 31, 1989 | | | | January 31, 1990 | | | |
|--|------------------|------------|-----------------|--------------|------------------|------------|-----------------|--------------|
| | Book Value | Book Yield | Market Value | Market Yield | Book Value | Book Yield | Market Value | Market Yield |
| LONG TERM SECURITIES: | | | | | | | | |
| DEBT SECURITIES -- | | | | | | | | |
| U. S. GOVT. OBLIGATIONS: | | | | | | | | |
| Direct - Treasuries | \$6,890,269.20 | 9.06% | \$6,908,900.00 | 9.03% | \$16,849,046.09 | 8.46% | \$16,948,105.00 | 8.07% |
| U. S. GOVT. AGENCIES (Non-Gtd) | 0.00 | 0.00% | 0.00 | 0.00% | 1,499,281.56 | 8.46% | 1,459,215.00 | 8.58% |
| CORPORATE BONDS | 5,541,489.57 | 10.14% | 5,533,779.00 | 10.18% | 14,151,193.06 | 9.76% | 14,010,279.00 | 9.57% |
| TOTAL DEBT SECURITIES | 12,431,758.77 | 9.54% | 12,442,679.00 | 9.54% | 32,499,520.71 | 9.02% | 32,417,599.00 | 8.74% |
| EQUITY SECURITIES | | | | | | | | |
| Common Stocks | 12,097,702.20 | 4.25% | 14,273,166.51 | 3.60% | 20,584,770.86 | 4.30% | 21,811,191.88 | 4.05% |
| SPECIAL INVESTMENTS | 17,000,000.00 | 6.33% | 17,000,000.00 | 6.33% | 0.00 | 0.00% | 0.00 | 0.00% |
| TOTAL LONG TERM | 41,529,460.97 | 6.69% | 43,715,845.51 | 6.35% | 53,084,291.57 | 7.19% | 54,228,790.88 | 6.85% |
| CASH & EQUIVALENT: | | | | | | | | |
| U. S. Governments (Non-Gtd) | 0.00 | 0.00% | 0.00 | 0.00% | 5,000,000.00 | 10.10% | 5,010,950.00 | 7.01% |
| Goldman Sachs | 35,286,193.18 | 8.76% | 35,286,193.18 | 8.76% | 13,064,516.75 | 8.14% | 13,064,516.75 | 8.14% |
| Commercial Paper | 4,500,000.00 | 8.90% | 4,500,000.00 | 8.90% | 20,000,000.00 | 8.67% | 20,000,000.00 | 8.67% |
| Treasury Bills | 0.00 | 0.00% | 0.00 | 0.00% | 495,553.48 | 9.12% | 500,000.00 | 8.25% |
| TOTAL SHORT TERM | 39,786,193.18 | 8.78% | 39,786,193.18 | 8.78% | 38,560,070.23 | 8.68% | 38,575,466.75 | 8.27% |
| TOTAL SECURITIES, CASH & EQUIVALENT | \$81,315,654.15 | 7.71% | \$83,502,038.69 | 7.51% | \$91,644,361.80 | 7.82% | \$92,804,257.63 | 7.44% |

L & I 69

1981

MEDICAL LIABILITY SELF-INSURANCE FUND
SUMMARY OF INCOME FROM INVESTMENTS
(January 1 - 31, 1990)

| | CASH | ACCRUED | TOTAL |
|---|---------------------|---------------------|---------------------|
| FROM FIXED INCOME SECURITIES -- | | | |
| U. S. Treasuries | \$101,019.02 | \$83,599.32 | \$184,618.34 |
| U. S. Govt. Agencies .. (Non-Guaranteed) | 63,375.00 | (53,130.83) | 10,244.17 |
| Corporate Bonds | 60,697.90 | 74,448.55 | 135,146.45 |
| Total from Fixed Income Securities | 225,091.92 | 104,917.04 | 330,008.96 |
| FROM EQUITY SECURITIES -- | | | |
| Common Stocks | 52,080.04 | 0.00 | 52,080.04 |
| FROM SHORT TERM INVESTMENTS -- | | | |
| U. S. Government Agencies - Short Term Notes | 0.00 | 25,009.95 | 25,009.95 |
| Commercial Paper | 0.00 | 149,350.25 | 149,350.25 |
| Goldman-Sachs | 124,273.03 | (26,963.81) | 97,309.22 |
| Fail Float | 0.00 | 0.00 | 0.00 |
| Securities Lending | 0.00 | 0.00 | 0.00 |
| Total From Short Term Investments | 124,273.03 | 147,396.39 | 271,669.42 |
| TOTAL INCOME FROM INVESTMENTS | 401,444.99 | 252,313.43 | 653,758.42 |
| Additions or (Deductions): | | | |
| Purchased Accrued Interest | (71,791.45) | 0.00 | (71,791.45) |
| Amortization (Discount in Excess of Premium) | 34,447.92 | 0.00 | 34,447.92 |
| NET INCOME FROM INVESTMENTS | \$364,101.46 | \$252,313.43 | \$616,414.89 |

| | INTEREST ACCRUED | | |
|--|-----------------------|-----------------------|---------------------|
| | As of 1/31/90 | As of 12/31/89 | NET |
| U. S. Treasuries | \$427,390.41 | \$343,791.09 | \$83,599.32 |
| U. S. Govt. Agencies (Non-Gtd.) | 5,556.16 | 58,686.99 | (53,130.83) |
| Corporate Bonds | 409,688.66 | 335,240.11 | 74,448.55 |
| U. S. Govt. Agencies - Short Term Notes | 175,712.33 | 150,702.38 | 25,009.95 |
| Commercial Paper | 404,691.00 | 255,340.75 | 149,350.25 |
| Goldman-Sachs | 97,309.22 | 124,273.03 | (26,963.81) |
| | \$1,520,347.78 | \$1,268,034.35 | \$252,313.43 |

MEDICAL LIABILITY SELF-INSURANCE FUND
STATEMENT OF CASH RECEIPTS AND DISBURSEMENTS
(January 1 - 31, 1990)

CASH RECEIPTS

| | | |
|---|--------------|----------------------------|
| RECEIPTS INCREASING THE FUND: | | |
| Net Additions (Withdrawals) to the Fund | \$961,138.50 | |
| Gain or (Loss) on Sales of Securities | (4,433.65) | |
| Income | 364,101.46 | |
| Total | <hr/> | \$1,320,806.31 |
| RECEIPTS FROM SALES OF SECURITIES: | | |
| U. S. Govt. Agencies (Non-Gtd.) | 5,000,000.00 | |
| Common Stocks | 37,252.02 | |
| Short Term Investment Fund - Goldman Sachs (Net) | 990,925.92 | |
| Total | <hr/> | 6,028,177.94 |
| RECEIPTS FROM MATURING SECURITIES AND AMORTIZATION: | | |
| Amortization (Discount in Excess of Premium) | | (34,447.92) |
| Total Cash Receipts | | <hr/> 7,314,536.33 |
| CASH ON HAND: | | |
| December 31, 1989 | 0.00 | |
| January 31, 1990 | 0.00 | |
| Decrease in Cash Balance (Add) | <hr/> | 0.00 |
| Total Cash Accounted for | | <hr/> <hr/> \$7,314,536.33 |

CASH DISBURSEMENTS

| | | |
|--|--|----------------------------|
| ASSETS PURCHASED: | | |
| U. S. Treasuries (\$3,000,000.00 par value) | | \$2,988,125.00 |
| Corporate Bonds (\$1,190,000.00 par value) | | 1,151,440.90 |
| Common Stocks (75,600 shares) | | 3,174,970.43 |
| Total Cash Disbursements | | <hr/> <hr/> \$7,314,536.33 |

SUMMARY

| | | |
|---|--------------|-----------------------------|
| Book Value of Medical Liability Self-Insurance Fund Investments | | |
| December 31, 1989 Balance | | \$90,323,555.49 |
| Additions January, 1990: | | |
| Net Additions to the Fund | \$961,138.50 | |
| Realized Net Gain or (Loss) on Security Transactions | (4,433.65) | |
| Income | 364,101.46 | |
| | <hr/> | 1,320,806.31 |
| January 31, 1990 Balance | | <hr/> <hr/> \$91,644,361.80 |

MEDICAL LIABILITY SELF-INSURANCE FUND
 SCHEDULE OF SECURITIES PURCHASED
 (January 1 - 31, 1990)

| <u>SECURITY</u> | <u>PAR VALUE OR NO. SHARES (2)</u> | <u>TOTAL PRINCIPAL COST</u> | <u>YIELD AT COST</u> |
|--|--|---------------------------------|--------------------------|
| <u>LONG TERM SECURITIES:</u> | | | |
| <u>DEBT SECURITIES:</u> | | | |
| <u>U. S. TREASURIES:</u> | | | |
| U. S. Treasury 7-3/4% Note, 2/15/95 | \$1,000,000.00 | \$988,750.00 | 8.02% |
| U. S. Treasury 8% Note, 10/15/96 | 2,000,000.00 | 1,999,375.00 | 8.00% |
| Total U. S. Treasuries | <u>3,000,000.00</u> | <u>2,988,125.00</u> | <u>8.01%</u> |
| <u>CORPORATE BONDS:</u> | | | |
| Chrysler Financial 9%, 10/15/94 | 250,000.00 | 241,547.50 | 9.90% |
| Eastman Kodak 9-3/4% Notes, 10/1/04 | 440,000.00 | 438,178.40 | 9.80% |
| Enserch 8-1/2% SF Debs., 11/15/02 | 500,000.00 | 471,715.00 | 9.26% |
| Total Corporate Bonds | <u>1,190,000.00</u> | <u>1,151,440.90</u> | <u>9.60%</u> |
| TOTAL DEBT SECURITIES | <u>\$4,190,000.00</u> | <u>4,139,565.90</u> | <u>8.45%</u> |
| <u>EQUITY SECURITIES:</u> | | | |
| <u>COMMON STOCKS:(1)</u> | | | |
| Aetna Life & Casualty | 8,900 | 482,593.10 | 5.09% |
| American Express | 5,800 | 189,214.00 | 2.82% |
| American Information Technologies | 4,400 | 280,719.33 | 4.95% |
| Apple Computer | 5,000 | 165,906.70 | 1.32% |
| Ashland Oil | 2,400 | 93,029.40 | 2.58% |
| Baltimore Gas & Electric | 4,100 | 131,290.50 | 6.56% |
| Bellsouth | 5,200 | 280,038.20 | 4.68% |
| Dominion Resources | 9,100 | 411,095.20 | 7.35% |
| Dow Jones | 2,600 | 81,198.00 | 2.43% |
| General Motors | 2,200 | 92,026.00 | 7.17% |
| Georgia-Pacific | 3,800 | 176,929.90 | 3.44% |
| Goodyear Tire & Rubber | 500 | 21,290.00 | 4.23% |
| Kmart | 400 | 13,482.00 | 4.87% |
| Northern States Power | 2,000 | 76,233.00 | 5.82% |
| Ohio Edison | 1,600 | 37,275.20 | 8.41% |
| Phillips Petroleum | 7,100 | 168,967.50 | 3.70% |
| Southern | 400 | 11,332.00 | 7.55% |
| Southwestern Bell | 5,800 | 324,942.40 | 4.64% |
| US West | 100 | 7,733.00 | 4.86% |
| Weingarten Realty | 4,200 | 129,675.00 | 5.70% |
| TOTAL EQUITY SECURITIES | | <u>3,174,970.43</u> | <u>4.85%</u> |
| TOTAL SECURITIES PURCHASED | | <u>\$7,314,536.33</u> | <u>6.89%</u> |

- (1) Yield on Common Stocks based on cost price and dividend rate of as 1/31/90.
 (2) Reflects shares actually purchased. Does not reflect shares received as a result of stock splits and dividends subsequent to date of purchase.

MEDICAL LIABILITY SELF-INSURANCE FUND
 SCHEDULE OF SECURITIES SOLD, CALLED OR MATURED
 (January 1 - 31, 1990)

| SECURITY | PAR VALUE OR NO. OF SHARES | BOOK VALUE OF HOLDINGS | NET SALES PROCEEDS | GAIN OR (LOSS) OVER BOOK VALUE |
|---|-------------------------------|---------------------------|-----------------------|--------------------------------------|
| LONG TERM SECURITIES: | | | | |
| DEBT SECURITIES: | | | | |
| U. S. GOVT. AGENCIES (Non-Gtd.): | | | | |
| FHLMC 8-1/4% Discount Note, 1/17/90 | \$3,000,000.00 | \$3,000,000.00 | \$3,000,000.00 | \$0.00 |
| FHLMC 8.29% Discount Note, 1/9/90 | 2,000,000.00 | 2,000,000.00 | 2,000,000.00 | 0.00 |
| TOTAL DEBT SECURITIES | 5,000,000.00 | 5,000,000.00 | 5,000,000.00 | 0.00 |
| EQUITY SECURITIES: | | | | |
| COMMON STOCKS: | | | | |
| Humana | 200 | 5,069.07 | 8,434.91 | 3,365.84 |
| Microsoft | 100 | 5,364.87 | 8,700.00 | 3,335.13 |
| Public Service Enterprise Group | 200 | 4,939.19 | 5,758.90 | 819.61 |
| Wang Laboratories - Class B | 2,500 | 21,878.89 | 9,924.66 | (11,954.23) |
| TOTAL EQUITY SECURITIES | | 37,252.02 | 32,818.37 | (4,433.65) |
| TOTAL LONG TERM SECURITIES | | 5,037,252.02 | 5,032,818.37 | (4,433.65) |
| SHORT TERM SECURITIES: | | | | |
| Short Term Investment Fund - Goldman Sachs (Net) | | 994,390.63 | 994,390.63 | 0.00 |
| TOTAL CASH SALES, CALLS, OR MATURITIES | | \$6,031,642.65 | \$6,027,209.00 | (\$4,433.65) |

V. OTHER TRUST AND SPECIAL FUNDS

OTHER TRUST AND SPECIAL FUNDS

REPORT ON SECURITIES TRANSACTIONS.--The following securities transactions have been made for the Trust and Special Funds not in the Common Trust Fund or Medical Liability Self-Insurance Fund in December, 1989. The Executive Vice Chancellor for Asset Management recommends approval by the Board of Regents of these transactions.

INVESTMENTS ACQUIRED
(December, 1989)

| <u>DESCRIPTION AND FUND</u> (DETAILED SCHEDULES FOLLOW) | <u>PRINCIPAL COST</u> | <u>YIELD AT COST</u> |
|---|------------------------|--------------------------|
| <u>PURCHASES</u> | | |
| <u>COMMON STOCKS:</u> | | |
| Ima Hogg Foundation | \$842,569.50 | 2.49% |
| Walter Prescott Webb Chair in History | 86,532.50 | 1.34% |
| TOTAL - Common Stocks | <u>\$929,102.00</u> | <u>2.38%</u> |
| <u>NET PURCHASE OF SHORT TERM SECURITIES</u> | | |
| | <u>BOOK VALUE</u> | |
| Interest on Damage Payments on West Texas Lands | \$65,481.91 | |
| Temporary Investments of Funds to be Added to the Common Trust Fund-- U. T. Medical Branch - Galveston U. T. Health Science Center - San Antonio | 855,531.71 | |
| Miscellaneous Expenses Allocable to Trust and Special Funds Chancellor's Council | 289,367.90 | |
| Hogg Foundation for Mental Health - Will C. Hogg Fund | 13,258.34 | |
| The Robertson Poth Foundation | 143,564.50 | |
| Estate of Leita I. Davy | 3,700.00 | |
| Borden-Superior Dairies Endowment | 80,113.99 | |
| Mr. and Mrs. Fred T. Couper Gift | 44,600.00 | |
| Estate of Billy Bob Draeger | 1,321,000.00 | |
| Curtis T. Vaughan, Jr. Centennial Chair in Astronomy | 1,000.00 | |
| Walter Prescott Webb Chair in History | 1,200.00 | |
| Carl & Agnes Stockard Memorial Endowment | 109,900.00 | |
| Archer M. Huntington Museum Fund | 15,800.00 | |
| Littlefield Fund for Southern History | 2,600.00 | |
| Longhorn Scholarship Fund | 17,500.00 | |
| B. M. Rankin, Jr. Scholarship Fund | 9,500.00 | |
| Irl F. Kennerly Fund for Cancer Research | 28,000.00 | |
| Mrs. Virginia Jones Mullin Gift | 1,200.00 | |
| UTSCC - H - Anna Crouchet & C. P. Simpson Quasi-Endowment Fund | 1,700.00 | |
| UTSCC - H - Estate of Emily R. Spainhour | 45,000.00 | |
| UTSCC - H - Olla S. Stribling Chair for Cancer Research | 12,738,000.00 | |
| UTHSC - SA - Dr. Witten B. Russ Chair in Surgery | 71,500.00 | |
| UTA - Rudolf Hermanns UTA Endowment Fund for Excellence | 17,800.00 | |
| UTMB - G - J. Fredric Mullins, M. D., Charitable Remainder Unitrust | 2,400.00 | |
| Retirement of Indebtedness | 9,000.00 | |
| | 2,883.36 | |
| TOTAL - Net Purchase of Short Term Securities | <u>106,022.30</u> | |
| | <u>\$15,997,624.01</u> | |

OTHER TRUST AND SPECIAL FUNDS
INVESTMENTS DISPOSED OF
(December, 1989)

| <u>DESCRIPTION AND FUND</u> (DETAILED SCHEDULES FOLLOW) | <u>BOOK VALUE</u> | <u>TOTAL NET</u> <u>PROCEEDS</u> | <u>GAIN OR</u> <u>(LOSS)</u> |
|---|---------------------|-------------------------------------|---------------------------------|
| <u>STOCK SALES:</u> | | | |
| Ima Hogg Foundation | \$691,723.90 | \$571,221.20 | (\$120,502.70) |
| The Robertson Poth Foundation | 11,246.80 | 13,701.14 | 2,454.34 |
| Walter Prescott Webb Chair in History | 56,347.60 | 54,800.66 | (1,546.94) |
| UTSCC - H - Ann Rife Cox Chair in Gynecology | 9,249.00 | 12,500.58 | 3,251.58 |
| UTHSC - SA - Dr. Witten B. Russ Chair in Surgery | 6,295.00 | 8,333.72 | 2,038.72 |
| UTPB - Ellen & Bill Noel Scholarship Fund | 14,648.00 | 25,001.17 | 10,353.17 |
| Wilson and Kathryn Fraser Charitable Remainder Unitrust | 4,020.00 | 8,333.72 | 4,313.72 |
| UTMB - G - Libbie Moody Thompson Memorial Trust | 4,545.00 | 8,333.72 | 3,788.72 |
| TOTAL - Common Stocks Before Gifts | <u>\$798,075.30</u> | <u>\$702,225.91</u> | <u>(\$95,849.39)</u> |
| Stocks Received by Gift or Bequest | | 2,707,286.53 | |
| TOTAL SALES | | <u>\$3,409,512.44</u> | |

| <u>NET REDUCTION OF</u> <u>SHORT TERM SECURITIES</u> | <u>TOTAL NET</u> <u>PROCEEDS</u> <u>(BOOK VALUE)</u> |
|---|--|
| Temporary Investment of Funds to be Added to the Common Trust Fund-- | |
| U. T. System | \$2,705,599.22 |
| U. T. Austin | 230,694.47 |
| U. T. System Cancer Center - Houston | 12,543.67 |
| U. T. Health Science Center - Dallas | 576,990.17 |
| U. T. El Paso | 136,161.33 |
| U. T. Arlington | 174,920.02 |
| U. T. Health Science Center - Houston | 11,672.95 |
| U. T. Dallas | 128,820.77 |
| U. T. Tyler | 268,450.69 |
| U. T. San Antonio | 35,022.15 |
| Ima Hogg Foundation | 449,999.16 |
| Frank B. Cotton Trust | 16,044.77 |
| UTD - Estate of Robert Plent Armstrong | 100.00 |
| UTT - Estate of Mastin G. White | 4,800.00 |
| Investments and Trusts Suspense Account | 300.00 |
| TOTAL - All Debt Securities | <u>\$4,752,119.37</u> |

OTHER TRUST AND SPECIAL FUNDS
 SCHEDULE OF SECURITIES PURCHASED
 (December 1 - 31, 1989)

| ISSUE AND FUND | NO. OF SHARES | TOTAL PRINCIPAL COST | YIELD AT COST |
|---|---------------|-------------------------|------------------|
| <u>STOCK PURCHASES</u> | | | |
| <u>IMA HOGG FOUNDATION:</u> | | | |
| Asarco | 4,500 | \$140,422.50 | 5.13% |
| Bowater | 5,000 | 138,525.00 | 4.33% |
| Chips & Technologies | 7,800 | 142,350.00 | 0.00% |
| General Dynamics | 3,200 | 140,656.00 | 2.28% |
| International Paper | 2,700 | 140,616.00 | 3.23% |
| Seagate Technology | 10,000 | 140,000.00 | 0.00% |
| | | <u>\$842,569.50</u> | <u>2.49%</u> |
| <u>WALTER PRESCOTT WEBB CHAIR IN HISTORY:</u> | | | |
| Anheuser-Busch | 200 | \$7,466.00 | 2.36% |
| Autodesk | 600 | 20,550.00 | 0.00% |
| Dean Foods | 200 | 6,116.00 | 2.16% |
| Harland (John H.) | 300 | 6,736.50 | 3.03% |
| Leggett & Platt | 200 | 5,516.00 | 2.76% |
| Rite Aid | 600 | 20,848.00 | 2.36% |
| St. Jude Medical | 400 | 19,300.00 | 0.00% |
| | | <u>\$86,532.50</u> | <u>1.34%</u> |

OTHER TRUST AND SPECIAL FUNDS
 SCHEDULE OF SECURITIES SOLD, CALLED OR MATURED
 (December 1 - 31, 1989)

| ISSUE AND FUND | NO. SHARES | BOOK VALUE OF HOLDINGS | NET SALES PROCEEDS | GAIN OR (LOSS) OVER BOOK VALUE |
|---|------------|---------------------------|-----------------------|--------------------------------------|
| <u>STOCK SALES</u> | | | | |
| <u>IMA HOGG FOUNDATION:</u> | | | | |
| Altos Computer Systems | 16,800 | \$126,028.40 | \$121,800.00 | (\$4,228.40) |
| American President AST Research | 3,800 | 99,104.00 | 111,317.27 | 12,213.27 |
| Columbia Savings & Loan Association | 15,000 | 118,755.00 | 157,500.00 | 38,745.00 |
| Philips N.V. - New York Shares | 13,500 | 145,692.00 | 29,833.98 | (115,858.02) |
| Smith (A. O.) - Class A | 4,000 | 101,320.00 | 97,676.73 | (3,643.27) |
| | 3,500 | 100,824.50 | 53,093.22 | (47,731.28) |
| | | <u>\$691,723.90</u> | <u>\$571,221.20</u> | <u>(\$120,502.70)</u> |
| <u>THE ROBERTSON POTH FOUNDATION:</u> | | | | |
| James River of Virginia | 480 | \$11,246.80 | \$13,701.14 | \$2,454.34 |
| <u>WALTER PRESCOTT WEBB CHAIR IN HISTORY:</u> | | | | |
| Autodesk | 600 | \$20,550.00 | \$21,150.00 | \$600.00 |
| Employers Casualty | 300 | 8,750.00 | 3,600.00 | (5,150.00) |
| E-Systems | 300 | 7,747.60 | 9,950.66 | 2,203.06 |
| St. Jude Medical | 400 | 19,300.00 | 20,100.00 | 800.00 |
| | | <u>\$56,347.60</u> | <u>\$54,800.66</u> | <u>(\$1,546.94)</u> |
| <u>U. T. SYSTEM CANCER CENTER - HOUSTON - ANN RIFE COX CHAIR IN GYNECOLOGY:</u> | | | | |
| Humana | 300 | \$9,249.00 | \$12,500.58 | \$3,251.58 |
| <u>U. T. HEALTH SCIENCE CENTER - SAN ANTONIO - DR. WITTEN B. RUSS CHAIR IN SURGERY:</u> | | | | |
| Humana | 200 | \$6,295.00 | \$8,333.72 | \$2,038.72 |
| <u>U. T. PERMIAN BASIN - ELLEN & BILL NOEL SCHOLARSHIP FUND:</u> | | | | |
| Humana | 600 | \$14,648.00 | \$5,001.17 | \$10,353.17 |
| <u>WILSON AND KATHRYN FRASER CHARITBLE REMAINDER UNITRUST:</u> | | | | |
| Humana | 200 | \$4,020.00 | \$8,333.72 | \$4,313.72 |

OTHER TRUST AND SPECIAL FUNDS
 SCHEDULE OF SECURITIES SOLD, CALLED OR MATURED (Continued)
 (December 1 - 31, 1989)

| <u>ISSUE AND FUND</u> | <u>NO. SHARES</u> | <u>BOOK VALUE OF HOLDINGS</u> | <u>NET SALES PROCEEDS</u> | <u>GAIN OR (LOSS) OVER BOOK VALUE</u> |
|--|-------------------|-----------------------------------|-------------------------------|---|
| <u>STOCK SALES (Continued)</u> | | | | |
| <u>U. T. MEDICAL BRANCH - GALVESTON - LIBBIE MOODY THOMPSON MEMORIAL TRUST:</u> | | | | |
| Humana | 200 | \$4,545.00 | \$8,333.72 | \$3,788.72 |
| | | | | |
| <u>ISSUE AND FUND</u> | | | | |
| <u>STOCKS RECEIVED BY GIFT OR BEQUEST</u> | | | | |
| <u>THE PRESIDENT'S ASSOCIATES:</u> | | | | |
| Flight Safety International | 11 | | \$455.57 | |
| | | | | |
| <u>ARTS & SCIENCES FOUNDATION:</u> | | | | |
| Abbott Laboratories | 16 | | \$1,038.36 | |
| Flight Safety International | 42 | | 1,907.69 | |
| | | | <u>\$2,946.05</u> | |
| | | | | |
| <u>ACTUARIAL MATH TRUST FUND:</u> | | | | |
| Philip Morris | 180 | | \$7,511.91 | |
| | | | | |
| <u>SCHOOL OF NURSING:</u> | | | | |
| Cooper Industries | 14 | | \$453.23 | |
| | | | | |
| <u>LONGHORN FOUNDATION:</u> | | | | |
| Cabot | 10 | | \$363.98 | |
| | | | | |
| <u>DAVID BRUTON, JR. REGENTS CHAIR IN LIBERAL ARTS:</u> | | | | |
| Philip Morris | 119 | | \$4,972.36 | |
| | | | | |
| <u>WILLIAM BALFOUR FRANKLIN & GERALDINE FRANKLIN ENDOWED PRESIDENTIAL SCHOLARSHIP:</u> | | | | |
| General Motors-Class E (Electronic Data Systems) | 499 | | \$27,082.32 | |

OTHER TRUST AND SPECIAL FUNDS
 SCHEDULE OF SECURITIES SOLD, CALLED OR MATURED (Continued)
 (December 1 - 31, 1989)

| ISSUE AND FUND | NO. SHARES | PROCEEDS |
|---|------------|-----------------------|
| <u>STOCKS RECEIVED BY GIFT OR BEQUEST (Continued)</u> | | |
| <u>GEORGE & IONE W. STUMBERG RESEARCH PROFESSORSHIP IN THE SCHOOL OF LAW:</u> | | |
| International Business Machines | 240 | <u>\$23,645.20</u> |
| <u>U. T. HEALTH SCIENCE CENTER - DALLAS:</u> | | |
| Keystone Consolidated Industries | 50,000 | \$979,967.20 |
| International Business Machines | 52 | 4,848.33 |
| Rubbermaid | 425 | 14,919.18 |
| Sysco | 50,000 | 1,477,200.62 |
| Texas Industries | 2,790 | 67,027.49 |
| Texas Instruments | 1,500 | 54,223.18 |
| | | <u>\$2,598,186.00</u> |
| <u>U.T. SYSTEM CANCER CENTER - HOUSTON</u> | | |
| Aetna Life & Casualty | 15 | \$909.71 |
| Newmont Mining | 865 | 38,097.64 |
| Rorer Group | 61 | 2,662.56 |
| | | <u>\$41,669.91</u> |

OTHER TRUST AND SPECIAL FUNDS

REPORT ON SECURITIES TRANSACTIONS.--The following securities transactions have been made for the Trust and Special Funds not in the Common Trust Fund or Medical Liability Self-Insurance Fund in January, 1990. The Executive Vice Chancellor for Asset Management recommends approval by the Board of Regents of these transactions.

INVESTMENTS ACQUIRED
(January, 1990)

| DESCRIPTION AND FUND (DETAILED SCHEDULES FOLLOW) | PAR VALUE | TOTAL PRINCIPAL COST | YIELD AT COST |
|--|--------------------|-------------------------|------------------|
| PURCHASES | | | |
| CORPORATE BONDS: | | | |
| Curtis T. Vaughan, Jr. Centennial Chair in Astronomy | \$50,000.00 | \$49,793.00 | 9.80% |
| Thomas O. & Thelma Miller Charitable Remainder Trust | 10,000.00 | 9,958.60 | 9.80% |
| TOTAL - Corporate Bonds | \$60,000.00 | \$59,751.60 | 9.80% |
| COMMON STOCKS: | | | |
| Ima Hogg Foundation | | \$246,730.00 | 0.53% |
| Walter Prescott Webb Chair in History | | 23,110.50 | 4.41% |
| TOTAL - Common Stocks | | \$269,840.50 | 0.86% |
| NET PURCHASE OF SHORT TERM SECURITIES | | BOOK VALUE | |
| Temporary Investments of Funds to be Added to the Common Trust Fund-- | | | |
| U. T. System | | \$105,986.52 | |
| U. T. Austin | | 2,449,443.15 | |
| U. T. Medical Branch - Galveston | | 552,781.51 | |
| U. T. System Cancer Center - Houston | | 5,442.71 | |
| U. T. Health Science Center - Dallas | | 100,347.43 | |
| U. T. El Paso | | 22,967.34 | |
| U. T. Health Science Center - San Antonio | | 1,380,152.21 | |
| U. T. Arlington | | 267,627.06 | |
| U. T. Health Science Center - Houston | | 6,672.38 | |
| U. T. Dallas | | 15,155.28 | |
| U. T. Tyler | | 18,701.91 | |
| U. T. San Antonio | | 1,450.00 | |
| The Robertson Poth Foundation | | 10,000.00 | |
| L. L. Dean Trust | | 217,000.00 | |
| Estate of Alice Jane Sheffield | | 25,200.00 | |
| Estate of Margaret Batts Tobin, Deceased | | 50,000.00 | |
| UTSCC - H - Ann Rife Cox Chair in Gynecology | | 12,500.00 | |
| UTSCC - H - Mrs. Virginia Jones Mullin Gift | | 45,000.00 | |
| UTSCC - H - Anna Crouchat & C. P. Simpson Quasi-Endowment Fund | | 5,300,000.00 | |
| UTSCC - H - Estate of Emily R. Spainhour | | 1,200.00 | |
| UTSCC - H - Olla S. Stribling Chair for Cancer Research | | 17,300.00 | |
| UTHSC - SA - Dr. Witten B. Russ Chair in Surgery | | 8,400.00 | |
| UTD - Estate of Robert Plant Armstrong | | 145.66 | |
| Wilson and Kathryn Fraser Charitable Remainder Unitrust | | 8,300.00 | |
| UTMB - G - Libbie Moody Thompson Memorial Trust | | 8,900.00 | |
| UTSCC - H - Ken Muller Professorship in Pigment Cell Biology | | 500.00 | |

OTHER TRUST AND SPECIAL FUNDS
INVESTMENTS ACQUIRED (Continued)
(January, 1990)

| <u>NET PURCHASE OF SHORT TERM SECURITIES</u> <u>(Continued):</u> | <u>BOOK VALUE</u> |
|---|----------------------------------|
| UTSCC - H - Lillian C. Koehler Annuity Trust | \$300.00 |
| UTSCC - H - Elizabeth K. Zoch Unitrust | 30,700.00 |
| UTHSC - D - Carl J. & Hortense M. Thomsen Seven Percent Trust | 200,000.00 |
| Retirement of Indebtedness | 600,325.00 |
| TOTAL - Net Purchase of Short Term Securities | <hr/> <u>\$11,462,498.16</u> |

OTHER TRUST AND SPECIAL FUNDS
INVESTMENTS DISPOSED OF
(January, 1990)

| <u>DESCRIPTION AND FUND</u> (DETAILED SCHEDULES FOLLOW) | <u>BOOK VALUE</u> | <u>TOTAL NET PROCEEDS</u> | <u>GAIN OR (LOSS)</u> |
|--|---------------------|---------------------------|-----------------------|
| STOCK SALES: | | | |
| Ima Hogg Foundation | \$154,947.00 | \$184,781.82 | \$29,834.82 |
| Walter Prescott Webb Chair in History | 21,281.00 | 31,201.95 | 9,920.95 |
| TOTAL - Common Stocks Before Gifts | <u>\$176,228.00</u> | <u>215,983.77</u> | <u>\$39,755.77</u> |
| Stocks Received by Gift or Bequest | | 253,168.41 | |
| TOTAL SALES | | <u>\$685,135.95</u> | |

| <u>NET REDUCTION OF SHORT TERM SECURITIES</u> | <u>TOTAL NET PROCEEDS (BOOK VALUE)</u> |
|--|--|
| J. Marion West Chair for Constructive Capitalism | \$100.00 |
| Ima Hogg Foundation | 363,763.39 |
| Centennial Gifts Undesignated | 900.00 |
| Curtis T. Vaughan, Jr. Centennial Chair in Astronomy | 200.00 |
| Walter Prescott Webb Chair in History | 2,000.00 |
| Zarrow Centennial Professorship in Petroleum Engineering | 100.00 |
| Leland Barclay Fellowship in Engineering | 100.00 |
| Littlefield Fund for Southern History | 281.32 |
| Longhorn Scholarship Fund | 750.36 |
| Texas Union Endowment Fund | 1,662.26 |
| Winedale Stage Coach Inn Fund | 275,000.00 |
| UTSCC - H - Gift of Mrs. Virginia Jones Mullin, Tucson, Arizona | 45,000.00 |
| UTHSC - SA - Research Building/U.T. Institute of Biotechnology Quasi- Endowment Fund | 1,550.60 |
| UTA - Rudolf Hermanns UTA Endowment Fund for Excellence | 25,500.00 |
| UTD - U. T. Dallas/TRF Investment Account | 3,212.86 |
| UTPB - Ellen & Bill Noel Scholarship Fund | 39,300.00 |
| Leila A. Oliver Charitable Trust | 100.00 |
| Thomas O. & Thelma Miller Charitable Remainder Trust | 10,600.00 |
| Damage Payments on West Texas Land | 218,300.00 |
| Lake Austin Centre Joint Venture - Bankruptcy Escrow | 43,000.00 |
| TOTAL - Net Reduction of Short Term Securities | <u>\$1,031,420.79</u> |

OTHER TRUST AND SPECIAL FUNDS
 SCHEDULE OF SECURITIES PURCHASED
 (January 1 - 31, 1990)

| <u>ISSUE AND FUND</u> | <u>PAR VALUE OR NO. OF SHARES</u> | <u>TOTAL PRINCIPAL COST</u> | <u>YIELD AT COST</u> |
|--|---|---------------------------------|--------------------------|
| <u>BOND PURCHASES</u> | | | |
| CURTIS T. VAUGHAN, JR. CENTENNIAL CHAIR IN ASTRONOMY: | | | |
| Eastman Kodak 9-3/4% Notes, 10/1/04 | \$50,000.00 | \$49,793.00 | 9.80% |
| THOMAS O. & THELMA MILLER CHARITABLE REMAINDER TRUST: | | | |
| Eastman Kodak 9-3/4% Notes, 10/1/04 | \$10,000.00 | \$9,958.60 | 9.80% |
| <u>STOCK PURCHASES</u> | | | |
| IMA HOGG FOUNDATION: | | | |
| Alaska Airgroup | 6,500 | \$140,081.50 | 0.93% |
| Cray Research | 1,500 | 55,807.50 | 0.00% |
| Marshall Industries | 2,700 | 50,841.00 | 0.00% |
| | | <u>\$246,730.00</u> | <u>0.53%</u> |
| <u>WALTER PRESCOTT WEBB CHAIR IN HISTORY:</u> | | | |
| Dun & Bradstreet | 400 | \$17,519.50 | 4.56% |
| UST | 200 | 5,591.00 | 3.93% |
| | | <u>\$23,110.50</u> | <u>4.41%</u> |

OTHER TRUST AND SPECIAL FUNDS
 SCHEDULE OF SECURITIES SOLD, CALLED OR MATURED
 (January 1 - 31, 1990)

| <u>ISSUE AND FUND</u> | <u>NO. SHARES</u> | <u>BOOK VALUE OF HOLDINGS</u> | <u>NET SALES PROCEEDS</u> | <u>GAIN OR (LOSS) OVER BOOK VALUE</u> |
|--|-------------------|-----------------------------------|-------------------------------|---|
| STOCK SALES | | | | |
| IMA HOGG FOUNDATION: | | | | |
| Brooklyn Union Gas | 5,800 | \$154,947.00 | \$184,781.82 | \$29,834.82 |
| WALTER PRESCOTT WEBB CHAIR IN HISTORY: | | | | |
| British Gas PLC | 300 | \$9,324.00 | \$11,750.60 | \$2,426.60 |
| Coastal | 600 | 11,957.00 | 19,451.35 | 7,494.35 |
| | | <u>\$21,281.00</u> | <u>\$31,201.95</u> | <u>\$9,920.95</u> |
| STOCKS RECEIVED BY GIFT OR BEQUEST: | | | | |
| JODIE ISENHOWER ENDOWED PRESIDENTIAL SCHOLARSHIP IN CHEMICAL ENGINEERING: | | | | |
| Exxon | 100 | | \$4,852.33 | |
| HAYDEN W. HEAD REGENTS CHAIR FOR FACULTY EXCELLENCE: | | | | |
| Freeport McMoran | 484 | | \$15,015.59 | |
| ESTATE OF WAYNE R. HOWELL: | | | | |
| Texaco | 1,000 | | \$56,398.11 | |
| CHARLES A. MACHEMEHL, JR. ENDOWED PRESIDENTIAL SCHOLARSHIP: | | | | |
| Vulcan Materials | 50 | | \$2,213.67 | |
| ATHLETICS FACILITIES FUND: | | | | |
| Forest Laboratories | 45 | | \$1,806.09 | |
| TEXAS LONGHORN FOUNDATION: | | | | |
| Oryx Energy | 90 | | \$3,590.88 | |
| SCHOLARSHIPS & FELLOWSHIPS - SCHOLARSHIPS DESIGNATED BY VARIOUS DONORS: | | | | |
| Oryx Energy | 25 | | \$1,053.71 | |

OTHER TRUST AND SPECIAL FUNDS
 SCHEDULE OF SECURITIES SOLD, CALLED OR MATURED (Continued)
 (January 1 - 31, 1990)

| ISSUE AND FUND | NO. SHARES | NET SALES PROCEEDS |
|--|------------|-----------------------|
| <u>STOCKS RECEIVED BY GIFT OR BEQUEST (Continued):</u> | | |
| <u>JOHN S. ALEXANDER POOLED INCOME FUND:</u> | | |
| International Business Machines | 300 | \$28,496.05 |
| <u>DEPARTMENT CHAIRMAN'S PERMANENT ENDOWMENT FOR DISCRETIONARY SPENDING:</u> | | |
| Texas Instruments | 30 | \$1,084.46 |
| <u>MCDONALD OBSERVATORY BOARD OF VISITORS ACCOUNT:</u> | | |
| CML Group | 50 | \$1,032.46 |
| <u>PRESIDENT'S ASSOCIATES:</u> | | |
| American Telephone & Telegraph | 20 | \$868.07 |
| Petromineral | 122 | 102.94 |
| | | <u>\$971.01</u> |
| <u>NATURAL SCIENCES VARIOUS DONORS:</u> | | |
| American Telephone & Telegraph | 40 | \$1,736.14 |
| Petromineral | 244 | 205.88 |
| | | <u>\$1,942.02</u> |
| <u>THE LONGHORN FOUNDATION:</u> | | |
| American Telephone & Telegraph | 10 | \$434.04 |
| Petromineral | 61 | 51.47 |
| | | <u>\$485.51</u> |
| <u>JODY CONRADT ENDOWED PRESIDENTIAL SCHOLARSHIP:</u> | | |
| American Telephone & Telegraph | 10 | \$434.04 |
| Petromineral | 61 | 51.47 |
| | | <u>\$485.51</u> |

OTHER TRUST AND SPECIAL FUNDS
 SCHEDULE OF SECURITIES SOLD, CALLED OR MATURED (Continued)
 (January 1 - 31, 1990)

| ISSUE AND FUND | NO. SHARES | NET SALES PROCEEDS |
|--------------------------------------|------------|-----------------------|
| <u>STOCKS RECEIVED BY GIFT</u> | | |
| <u>OR BEQUEST (Continued):</u> | | |
| <u>JAMES W. VICK ENDOWED</u> | | |
| <u>PRESIDENTIAL SCHOLARSHIP:</u> | | |
| American Telephone & Telegraph | 10 | \$434.03 |
| Petromineral | 61 | 51.47 |
| | | <u>\$485.50</u> |
| | | |
| <u>HENRY R. HENZE TEACHING</u> | | |
| <u>EXCELLENCE FUND:</u> | | |
| American Telephone & Telegraph | 10 | \$434.03 |
| Petromineral | 61 | 51.46 |
| | | <u>\$485.49</u> |
| | | |
| <u>U. T. SYSTEM CANCER CENTER -</u> | | |
| <u>HOUSTON:</u> | | |
| Abbott Laboratories | 66 | \$4,502.99 |
| Armco | 112 | 1,178.75 |
| Beckman Instruments | 200 | 3,529.88 |
| Bellsouth | 6 | 301.08 |
| Luby's Cafeterias | 1,374 | 36,274.88 |
| Pennzoil | 125 | 10,955.87 |
| Southwest Airlines | 200 | 4,779.84 |
| TCBY Enterprises | 250 | 4,818.58 |
| | | <u>\$66,341.87</u> |
| | | |
| <u>U. T. HEALTH SCIENCE CENTER -</u> | | |
| <u>DALLAS:</u> | | |
| Kimberly-Clark | 150 | \$10,559.64 |
| Texas Instruments | 1,350 | 47,282.16 |
| | | <u>\$57,841.80</u> |
| | | |
| <u>U. T. HEALTH SCIENCE CENTER -</u> | | |
| <u>HOUSTON:</u> | | |
| USX | 57 | \$1,941.33 |
| | | |
| <u>U. T. DALLAS:</u> | | |
| American Home Products | 45 | \$4,709.09 |
| Exxon | 40 | 1,935.93 |
| | | <u>\$6,645.02</u> |

VI. TRUST FUND REAL ESTATE TRANSACTIONS

LAND AND INVESTMENT REPORT

For Month Ended February 28, 1990

TRUST FUND REAL ESTATE TRANSACTIONS

The following documents have been executed pursuant to the U. T. System Trust Fund Real Estate Policy Statement which was approved at the April 14, 1988, meeting of the Board of Regents. The Executive Vice Chancellor for Asset Management requests the approval of each transaction.

SALE

Component: U. T. Austin
Donor/Fund Name: Eva Stevenson Woods
Asset ID: 106602
BOR Acceptance Date: 7/11/80
Use of Funds: Eva Stevenson Woods Endowed Presidential Scholarship Fund
Legal Description: Undivided 1/3rd Interest in Sections 10, 24, 26, and 28, Block C,L & SV Ry Company Survey, Reagan County, Texas
Grantor: Board of Regents of The University of Texas System
Grantee: J. Kennard Windham
P. O. Box 11403
Midland, Texas 79702
Terms:
Gross Sales Price: \$42,905 (\$50/acre)
Financing: N/A
Commission: None
Net Sales Price: \$42,207.86
Background Information: Sale of the surface interest only. U. T. retained the mineral interest.

SALE

Component: U. T. M.D. Anderson Cancer Center
Donor/Fund Name: Homer Ammann Trust
Asset ID: 806008 (220 Acres) 806006 (9.25 Acres)
BOR Acceptance Date: April 1987/June 1989
Use of Funds: Specific research programs to be determined at a later date
Legal Description: 229.25 Acres (Surface Interest) SA&MGRR Survey #3, A-531, AB&M Survey, A-72, Colorado, County, Texas
Grantor: The Board of Regents of the University of Texas System
Grantee: Brad Engstrom, Kirk Engstrom, Herbert Engstrom, and Truman Engstrom, Jr.
Terms: Gross Sales Price: \$168,606.38
Net Sale Proceeds: \$155,340.66
Financing: Cash Sale
Pro Rata Share: 25% of net sale proceeds being \$38,835.00

Background Information:

All minerals were retained and all of the 1989 rent was retained by the Seller.

SALE

Component: U. T. M.D. Anderson Cancer Center

Donor/Fund Name: Hibbert, Mary Taub and R. E.

Asset ID: 800009

BOR Acceptance Date: 6/14/84

Use of Funds: To be designated later

Legal Description: Undivided 4.25% Interest in the Sale of Timber on 241 Acres out of the Eli Noland League, Abstract 600, Harris County, Texas

Grantor: The Board of Regents of The University of Texas System

Grantee: Lowery Bros. Lumber Company, Inc.
Huntington, Texas

Terms:

| | |
|--------------------|---|
| Gross Sales Price: | \$1,487.50 |
| Financing: | None |
| Management Fee: | \$223.13 |
| To: | S o u t h e r n Timbergrowers Incorporated, Houston, Texas |
| Net Sales Price: | \$1,264.37 |

Background Information: Total sales price for the timber sale was \$35,000. The management fee was 15% of total sales price or \$5,250.

SALE

Component: U.T.M.D. Anderson Cancer Center

Donor/Fund Name: Dorothy Kuhlman Theisinger Estate

Asset ID: 800016 (UTMDACC) - 500005 (UTMB)

BOR Acceptance Date: 2/11/88

Use of Funds: To Be Divided Equally for the Support of Cancer Research at M.D. Anderson and the Dorothy Kuhlman Theisinger Endowment for Research in Ophthalmology at U.T. Medical Branch at Galveston

Legal Description: Tract 1: A 2.36 Acre Tract, More or Less, out of Lot 16 of the West 1/2 of the Luke Moore Survey, Abstract No. 51, Harris County, Texas. Also Known as 4300 Old Spanish Trail. (Tract 2: East 1/2 of Part of 50' Roadway set Forth in Decree Under Cause No. 50164 Dist. Court, Harris Co., Tx. - 5,032 Square Feet was Quitclaimed.

Grantor: Bluebird Circle and The Board of Regents of The University of Texas System

Grantee: Mr. O. P. Whittington and Josephine W. Whittington

Terms:

| | |
|--------------------|---|
| Fair Market Value: | (Unencumbered - \$135,000) (Leased Fee Interest - \$136,587) |
| Gross Sales Price: | \$65,000 |
| Net Sale Proceeds: | \$64,406.28 |
| Pro Rata Share: | (2/3 share of net sale proceeds being \$42,937.52 to be divided equally between UTMDACC and UTMB) |

Background Information:

This property was received by the Board of Regents under the will of Dorothy K. Theisinger dated 1/9/86. The fair market value of the property per the appraisal report from Allison-Bullitt Hutchins, Inc. dated 12/8/88 reflects an unencumbered value of \$135,000 and a leased fee estate of \$136,587. The report assumed U.T. and Bluebird Circle had clear title to the entire tract being 2.476 acres. Out of this acreage, approximately 5,000 square feet of abandoned right-of-way is still held by the City of Houston. Many attempts were made to sell the property to the tenant, Mr. O. P. Whittington of General Equipment and Supply Company, at fair market value. The property is currently used for an equipment supply resale yard containing used oil drums, car/truck transmissions, air conditioning units, batteries, tanks - above ground and underground storage, and other miscellaneous equipment. Due to the potential for the presence of hazardous materials, the Endowment Real Estate Office, the Office of General Counsel, and Bluebird Circle recommended selling the property to the tenant who has been leasing the property for nearly three decades. The tenant refused to pay any more than \$65,000 due to the depressed condition of the area surrounding the property. Many crack houses are located nearby in an abandoned apartment house. Within a three month timeframe the tenant had been robbed five times.

SALE

Component: U.T. Medical Branch at Galveston

Donor/Fund Name: Dorothy Kuhlman Theisinger Estate

Asset ID: 800016 (UTMDACC) - 500005 (UTMB)

BOR Acceptance Date: 2/11/88

Use of Funds: To Be Divided Equally for the Support of Cancer Research at M.D. Anderson and the Dorothy Kuhlman Theisinger Endowment for Research in Ophthalmology at U.T. Medical Branch at Galveston

Legal Description: Tract 1: A 2.36 Acre Tract, More or Less, out of Lot 16 of the West 1/2 of the Luke Moore Survey, Abstract No. 51, Harris County, Texas. Also Known as 4300 Old Spanish Trail. (Tract 2: East 1/2 of Part of 50' Roadway set Forth in Decree Under Cause No. 50164 Dist. Court, Harris Co., Tx. - 5,032 Square Feet was Quitclaimed.

Grantor: Bluebird Circle and The Board of Regents of The University of Texas System

Grantee: Mr. O. P. Whittington and Josephine W. Whittington

Terms:

| | |
|--------------------|---|
| Fair Market Value: | (Unencumbered - \$135,000) (Leased Fee Interest - \$136,587) |
| Gross Sales Price: | \$65,000 |
| Net Sale Proceeds: | \$64,406.28 |
| Pro Rata Share: | (2/3 share of net sale proceeds being \$42,937.52 to be divided equally between UTMDACC and UTMB) |

Background Information:

This property was received by the Board of Regents under the will of Dorothy K. Theisinger dated 1/9/86. The fair market value of the property per the appraisal report from Allison-Bullitt Hutchins, Inc. dated 12/8/88 reflects an unencumbered value of \$135,000 and a leased fee estate of \$136,587. The report assumed U.T. and Bluebird Circle had clear title to the entire tract being 2.476 acres. Out of this acreage, approximately 5,000 square feet of abandoned right-of-way is still held by the City of Houston. Many attempts were made to sell the property to the tenant, Mr. O. P. Whittington of General Equipment and Supply Company, at fair market value. The property is currently used for an equipment supply resale yard containing used oil drums, car/truck transmissions, air conditioning units, batteries, tanks - above ground and underground storage, and other miscellaneous equipment. Due to the potential for the presence of hazardous materials, the Endowment Real Estate Office, the Office of General Counsel, and Bluebird Circle recommended selling the property to the tenant who has been leasing the property for nearly three decades. The tenant refused to pay any more than \$65,000 due to the depressed condition of the area surrounding the property. Many crack houses are located nearby in an abandoned apartment house. Within a three month timeframe the tenant had been robbed five times.

LEASE

Component: U. T. Austin

Donor/Fund Name: Judge Oscar H. and Anne Mauzy

Asset ID: 100012

BOR Acceptance Date: August 1989

Use of Funds: Proceeds from the rental or sale of the property are to establish the Oscar and Anne Mauzy Regents Professorship for Educational Research and Development in the College of Education at U. T. Austin. Income earned from the endowment will be used for salary supplementation and in support of educational research, development and school related programs within the College of Education.

Legal Description: 809 Rio Grande, Suite 809A

Tenant: Ms. Deirdre Darrouzet

Terms:

| | |
|----------------|--|
| Rent: | \$900.00/mo. |
| Rent Schedule: | 2/1/90 - 1/31/91 |
| Taxes: | Paid by U. T. System |
| Insurance: | Paid by U. T. System |
| Maintenance: | Exterior Maintenance and Common Areas Paid by U. T. System. Interior Maintenance Paid by Tenant. |
| Utilities: | 3/4 of 1st Floor Electricity Paid by Tenant. |

Background Information:

Ms. Darrouzet has leased this suite since 2/1/87.

LEASE AGREEMENT

Component: U. T. El Paso
Donor/Fund Name: Josephine Clardy Fox Fund
Asset ID: 250037
BOR Acceptance Date: June 1970
Use of Funds: For the benefit of U.T. El Paso
Legal Description: 418 E. Overland Street in the City and County of El Paso, Texas
Tenant: Allright Parking
Terms: Rent: \$3,000/mo.
Rent Schedule: 12/1/89 - 2/28/93
Taxes: Paid by Lessor
Insurance: Paid by Lessee
Maintenance: Paid by Lessee
Other: 30 Day Cancellation Clause in the Event of a Sale

Background Information:

The prior lease term was in effect from 12/1/84 - 11/30/89 with a rental payment of \$2,925 per month. The Lessee was responsible for insurance and maintenance. The taxes were paid by U.T. However, the lessee was responsible for paying any additional taxes which exceeded the 1984 base of \$2,584.51

The net profit that Allright has obtained has only been \$7,569 from July 1988 - July 1989, and \$10,591 from July 1987 - July 1988. Allright's return is approximately 4% and U.T.'s return is approximately 15-17% based upon the value of the land. The \$36,000 annual income stream, less the property tax expense, is a very competitive lease rate for a downtown parking lot.

Endowment Real Estate anticipates the sale of this property when the new county courthouse and parking garage located across the street are completed in two to three years. The adjacent owner, who also leases to Allright, concurs with this strategy. He plans to market his property with the U.T. property at the appropriate time.

MINERAL LEASE

Component: U. T. Arlington
Donor/Fund Name: Leroy, Robert
BOR Acceptance Date: 7/1/86
Use of Funds: Robert Leroy Fund
Net Mineral Acres: 3.34
Legal Description: SE/4 of Section 14 and SW/4 of Section 24,
Township 30 North, Range 58 East, Roosevelt
County, Montana
Lessee: Lang & Holt Energy Company
Aurora, Colorado
Terms:
Bonus: \$53/acre
Royalty: 1/6th
Delay Rental: N/A
Lease Date: 1/16/90
Lease Term: 4 years
Total Bonus: \$177.02

MINERAL LEASE

Component: U. T. M.D. Anderson Cancer Center
Donor/Fund Name: Billie Wyrick Kennerly Estate
BOR Acceptance Date: 2/11/90
Use of Funds: Irl F. Kennerly Cancer Research
Net Mineral Acres: 7.96027398
Legal Description: 1/4 Interest of .0922% of 71 Acres, Section 73
1/4 Interest of .0922% of 640 Acres, Section 71
1/4 Interest of .0737% of 105.3 Acres, Section 59
1/4 Interest of .0922% of 320 Acres, N/2 Section 51
1/4 Interest of 2.361% of 640 Acres, Section 55
1/4 Interest of .0922% of 640 Acres, Section 53
1/4 Interest of 2.361% of 640 Acres, Section 85
All of Blk A, Foard County, Texas
Lessee: Garms Petroleum Company
Abilene, Texas
Terms:
Total Bonus: \$39.81
Royalty: 1/5th
Bonus: \$5/net acre
Delay Rental: N/A
Lease Date: 10/10/89
Lease Term: 3 years (paid up)

THE UNIVERSITY OF TEXAS AT ARLINGTON

March 6, 1989

Dr. James P. Duncan
Executive Vice Chancellor
for Academic Affairs
The University of Texas System
601 Colorado Street
Austin, Texas 78701

Attn: System Budget Office

Dear Dr. Duncan:

The docket for the April 12, 1990 meeting of the Board of Regents is submitted for your recommendation and presentation to the Board.

I recommend approval.

Sincerely,



W. H. Nedderman
President

WHN:bb

THE UNIVERSITY OF TEXAS AT ARLINGTON

U. T. BOARD OF REGENTS' MEETING

APRIL 12, 1990

TABLE OF CONTENTS

| | <u>Page No.</u> |
|--|-----------------|
| Gifts from Private Donors and Foundations | AR- 3 |
| Business Contracts for Services | AR- 4 |
| Funds Coming In Funds Going Out | |
| Standard Affiliation Agreements | AR- 5 |
| Rental Property | AR- 6 |
| Trademark License Agreements | AR- 7 |
| Contracts and Grants for Research, Development, Clinical and Educational Services | |
| Over \$500,000 (Funds Coming In and/or Funds Going Out) | AR- 8 |
| All Other. | AR- 9 |
| Amendments to the 1990 Budget (including faculty and staff appointments and changes in status and transfers of funds within existing budget totals) | AR-10 |
| Other Fiscal Items | AR-15 |

THE UNIVERSITY OF TEXAS AT ARLINGTON

U. T. BOARD OF REGENTS' MEETING

APRIL 12, 1990

GIFTS FROM PRIVATE DONORS AND FOUNDATIONS

The following gift has been received and is recommended for acceptance by the U. T. Board of Regents:

| <u>Donor</u> | <u>Purpose</u> | <u>Amount</u> |
|---|--|---------------|
| 1. Power Research Institute Taiwan Power Company Dr. T. C. Wang, General Manager 84 Ta-An Rd., Shu-Lin Taipei, Taiwan 23802 Republic of China | Support of research and education program at the Energy Systems Research Center | \$ 31,280.00* |

*No letter of transmittal from the donor

THE UNIVERSITY OF TEXAS AT ARLINGTON

U. T. BOARD OF REGENTS' MEETING

APRIL 12, 1990

BUSINESS CONTRACTS FOR SERVICES

(FUNDS COMING IN)

The following contracts have been awarded, have been administratively approved by the appropriate Executive Vice Chancellor, and are recommended for ratification by the U. T. Board of Regents:

1. Agency: Texas Coinphone
Funds: 20%-35% of the monthly gross revenues of each pay phone
Period: February 1, 1990 through January 31, 1991
Title/Description: Texas Coinphone agrees to install and maintain all equipment, lines, and equipment connections necessary to provide coin telephone service on the University campus

THE UNIVERSITY OF TEXAS AT ARLINGTON

U. T. BOARD OF REGENTS' MEETING

APRIL 12, 1990

STANDARD AFFILIATION AGREEMENTS

The agreements recommended for approval by the U. T. Board of Regents are based on the model agreement adopted on December 16, 1977.

1. Facility: Golden Acres
Dallas, Texas
Date: January 31, 1990
Purpose: To provide health care related educational experiences for UTA students
2. Facility: Texas Christian University Health Center
Fort Worth, Texas
Date: January 30, 1990
Purpose: To provide health care related educational experiences for UTA students
3. Facility: N. W. LA Family Crisis Center, Inc.
Shreveport, Louisiana
Date: December 18, 1989
Purpose: To provide social work related educational experiences for GSSW/UTA students
4. Facility: Union Gospel Mission
Fort Worth, Texas
Date: December 15, 1989
Purpose: To provide undergraduate social work related educational experiences for Undergraduate Social Work Program/UTA students
5. Facility: Charter Hospital of Fort Worth
Fort Worth, Texas
Date: January 8, 1990
Purpose: To provide health care related educational experiences for UTA students
6. Facility: Mothers Against Drunk Driving
Hurst, Texas
Date: December 15, 1989
Purpose: To provide undergraduate social work related educational experiences for Undergraduate Social Work Program/UTA students

THE UNIVERSITY OF TEXAS AT ARLINGTON

U. T. BOARD OF REGENTS' MEETING

APRIL 12, 1990

RENTAL PROPERTY

The following rental rates are recommended for approval by the U. T. Board of Regents:

| <u>Address</u> | <u>Rental Rate 1989-90</u> | <u>1990-91 Maximum Rate</u> |
|--------------------|------------------------------------|-------------------------------------|
| 407 South Davis | \$265.00 | \$273.00 |
| 415 South Davis | 251.00 | 259.00 |
| 419 South Davis | 275.00 | 283.00 |
| 1003 West Fourth | 346.00 | 356.00 |
| 1007 West Fourth | 246.00 | 253.00 |
| 1008 West Fourth | 245.00 | 252.00 |
| 1104 West Fourth | 240.00 | 247.00 |
| 1109 West Fourth | 243.00 | 250.00 |
| 703 Kerby | - 0 - | - 0 - |
| 707 Kerby | 300.00 | 309.00 |
| 1230 South Oak | 360.00 | 371.00 |
| 1326 South Oak | 370.00 | 381.00 |
| 1102-A South Pecan | 206.00 | 212.00 |
| 1102-B South Pecan | 206.00 | 212.00 |
| 1104-A South Pecan | 206.00 | 212.00 |
| 1104-B South Pecan | 206.00 | 212.00 |
| 1214 South Pecan | 346.00 | 356.00 |
| 1222 South Pecan | 375.00 | 386.00 |
| 1020 West Second | 255.00 | 263.00 |
| 1040 West Second | 314.00 | 323.00 |
| 1044 West Second | 292.00 | 301.00 |
| 1101 West Second | 292.00 | 301.00 |
| 1103 West Second | 292.00 | 301.00 |
| 1109 West Second | 263.00 | 271.00 |
| 1115 West Second | 355.00 | 366.00 |
| 706 Shady Lane | 243.00 | 250.00 |
| 101 Southdale | 251.00 | 266.00 |
| 103 Southdale | 240.00 | 254.00 |
| 104 Southdale | 240.00 | 254.00 |
| 105 Southdale | 240.00 | 254.00 |
| 107 Southdale | 240.00 | 247.00 |
| 108 Southdale | 240.00 | 254.00 |
| 109 Southdale | 240.00 | 247.00 |
| 110 Southdale | 240.00 | 247.00 |
| 111 Southdale | 240.00 | 247.00 |
| 112 Southdale | 240.00 | 247.00 |
| 113 Southdale | 258.00 | 266.00 |
| 114 Southdale | 245.00 | 252.00 |
| 115 Southdale | 240.00 | 247.00 |
| 116 Southdale | 240.00 | 247.00 |
| 117 Southdale | 240.00 | 254.00 |
| 118 Southdale | 240.00 | 254.00 |
| 119 Southdale | 240.00 | 247.00 |
| 120 Southdale | 240.00 | 254.00 |
| 121 Southdale | 240.00 | 247.00 |
| 122 Southdale | 240.00 | 247.00 |
| 123 Southdale | 240.00 | 247.00 |
| 125 Southdale | 240.00 | 247.00 |
| 402 Summit | 225.00 | 232.00 |
| 703 Summit | 236.00 | 243.00 |
| 705 Summit | 325.00 | 335.00 |
| 709 Summit | 316.00 | 325.00 |

THE UNIVERSITY OF TEXAS AT ARLINGTON

U. T. BOARD OF REGENTS' MEETING

APRIL 12, 1990

TRADEMARK LICENSE AGREEMENTS

The following agreements have been awarded and are recommended for approval by the U. T. Board of Regents. All product approvals are in accordance with Paragraphs 10.1(C) and (D) and 11.1 of the Trademark Agreement.

1. Licensee: Collegiate Pacific Company
Roanoke, Virginia 24006
Fee-Royalty: \$00.00, 6%
Period: January 1, 1989 through December 31, 1992
Description: Wearing apparel, which includes all types of clothing, hats/caps, footwear and hosiery, and pennants and pillows
2. Licensee: Namark of Texas
d/b/a/ Ocean Originals
Corpus Christi, Texas 78413
Fee-Royalty: \$100.00, 7%
Period: January 1, 1990 through December 31, 1992
Description: Wearing apparel, which includes all types of clothing
3. Licensee: Angelus Pacific Company
Fullerton, California 92632
Fee-Royalty: \$00.00, 6%
Period: January 1, 1988 through December 31, 1992
Description: Decals, Stickettes™ and Bumper Stickers

THE UNIVERSITY OF TEXAS AT ARLINGTON

U. T. BOARD OF REGENTS' MEETING

APRIL 12, 1990

CONTRACTS OR GRANTS OVER \$500,000

(FUNDS COMING IN)

The following contract or grant in an amount over \$500,000, has been awarded, has been administratively approved by the appropriate Executive Vice Chancellor, and is recommended for approval by the U. T. Board of Regents.

1. Grantor: Department of the Navy - Office of the
Chief of Naval Research
No.: N00014-90-J-1320
New Funds: \$1,140,000.00
Current Period: October 1, 1989 through September 30, 1991
Title/Description: "Electronic and Ionic Transport in Processable
Conducting Polymers"

THE UNIVERSITY OF TEXAS AT ARLINGTON

U. T. BOARD OF REGENTS' MEETING

APRIL 12, 1990

CONTRACTS AND GRANTS FOR RESEARCH, DEVELOPMENT, CLINICAL AND EDUCATIONAL SERVICES

Since the Docket for the previous meeting of the U. T. Board of Regents, the following activity has taken place with regard to Contracts and Grants for Research, Development, Clinical and Educational Services:

- I. Non-Governmental Contracts and Grants (Funds Coming In)
- a. 1990 AR 22 Number of Initial Grant and Contract Awards
\$ 4351 Value of Awards
- b. 1990 AR 23-28 Number of Fiscal Amendments to Grant and Contract Awards (Increasing or Decreasing by \$10,000)
\$ 213,196 Total of Increased Funding
None Total of Reduced Funding
- II. Non-Governmental Contracts and Grants (Funds Going Out)
- a. 1990 AR 29&30 Number of Initial Grant and Contract Awards
\$ 2,877.50 Value of Awards
- b. None Number of Fiscal Amendments to Grant and Contract Awards (Increasing or Decreasing by \$10,000)
None Total of Increased Funding
None Total of Reduced Funding
- III. State and Local Government Contracts and Grants (Funds Coming In)
- a. None Number of Initial Grant and Contract Awards
None Value of Awards
- b. 1990 AR 31 Number of Fiscal Amendments to Grant and Contract Awards (Increasing or Decreasing by \$10,000)
\$ 14,000 Total of Increased Funding
None Total of Reduced Funding
- IV. State and Local Government Contracts and Grants (Funds Going Out)
- a. 1990 AR 32 Number of Initial Grant and Contract Awards
\$ 11,783 Value of Awards
- b. None Number of Fiscal Amendments to Grant and Contract Awards (Increasing or Decreasing by \$10,000)
None Total of Increased Funding
None Total of Reduced Funding
- V. Federal Government Contracts and Grants (Funds Coming In)
- a. 1990 AR 33 Number of Initial Grant and Contract Awards
\$ 17,152 Value of Awards
- b. 1990 AR 34 Number of Fiscal Amendments to Grant and Contract Awards (Increasing or Decreasing by \$10,000)
\$ 35,284 Total of Increased Funding
None Total of Reduced Funding
- VI. Federal Government Contracts and Grants (Funds Going Out)
- a. None Number of Initial Grant and Contract Awards
None Value of Awards
- b. None Number of Fiscal Amendments to Grant and Contract Awards (Increasing or Decreasing by \$10,000)
None Total of Increased Funding
None Total of Reduced Funding

THE UNIVERSITY OF TEXAS AT ARLINGTON

U. T. BOARD OF REGENTS' MEETING

APRIL 12, 1990

AMENDMENTS TO THE 1990 BUDGET

The term "rate" for academic institutions is the full-time nine-month base rate and for health institutions is the full-time twelve month base rate; for all other personnel it is the full-time rate, the appointee receiving a proportionate amount depending upon the fraction of time for which he is appointed and the period of his appointment. Source of funds for payment of salaries, unless otherwise shown, is the departmental salaries account.

| <u>Item, Department, Title, Name</u> | <u>Effective Date</u> | <u>% Time</u> | <u>Full-time Salary</u> | | <u>RBC</u> |
|--|-----------------------|---------------|-------------------------|-------------|------------|
| | | | <u>No. Mos.</u> | <u>Rate</u> | |
| <u>APPOINTMENTS, PROMOTIONS, AND SALARY INCREASES</u> | | | | | |
| GENERAL ADMINISTRATION AND STUDENT SERVICES | | | | | |
| Purchasing Office | | | | | |
| 1. Eugene A. Prasek | | | | | 028 |
| From: Director of Purchasing | | 100 | 12 | 48,300 | |
| To: Assistant Vice President for Business Affairs and Director of Purchasing | 3/1 | 100 | 12 | 52,300 | |
| Office of the Vice President for Development and University Relations Associate Director of Development | | | | | |
| 2. Joseph Teague | 1/15 | 100 | 12 | 32,500 | 017 |
| COLLEGE OF ENGINEERING | | | | | |
| Civil Engineering and Continuing Education-Engineering | | | | | |
| 3. Vittorio K. Argento | | | | | 016 |
| From: Senior Lecturer (Non-Tenure) | | 100 | 9 | 39,500 | |
| To: Associate Professor (Tenure) | 1/16 | 100 | 9 | 47,500 | |
| AUXILIARY ENTERPRISES AND OTHER ACTIVITIES | | | | | |
| Intercollegiate Athletics-Volleyball Women | | | | | |
| 4. Cathy George | | | | | 022 |
| From: Volleyball Coach | | 100 | 12 | 34,000 | |
| To: Volleyball Coach | 3/1 | 100 | 12 | 40,000 | |

THE UNIVERSITY OF TEXAS AT ARLINGTON

U. T. BOARD OF REGENTS' MEETING

APRIL 12, 1990

AMENDMENTS TO THE 1990 BUDGET
(Continued)

| <u>Item, Department, Title, Name</u> | <u>Effective Date</u> | <u>% Time</u> | <u>Full-time Salary</u> | | <u>RBC</u> |
|---|-----------------------|---------------|-------------------------|-------------|------------|
| | | | <u>No. Mos.</u> | <u>Rate</u> | |
| <u>APPOINTMENTS, PROMOTIONS, AND SALARY INCREASES</u> | | | | | |
| SERVICE DEPARTMENTS | | | | | |
| Campus Printing Service and Davis Hall Copy Center | | | | | |
| 5. Reggie Moon | | | | | 023 |
| From: Assistant Director of Production | | 100 | 12 | 31,524 | |
| To: Director of Production | 3/1 | 100 | 12 | 35,000 | |

THE UNIVERSITY OF TEXAS AT ARLINGTON

U. T. BOARD OF REGENTS' MEETING

APRIL 12, 1990

AMENDMENTS TO THE 1990 BUDGET
(Continued)

| <u>TRANSFERS OF FUNDS</u> | <u>RBC</u> |
|--|-------------|
| ADVANCED RESEARCH AND ADVANCED TECHNOLOGY PROGRAMS | |
| 6. Amount of Transfer: \$3,625,011 | 015 |
| From: Allocation of General Revenue by Coordinating Board | \$3,625,011 |
| To: Advanced Research/Technology programs for: | |
| Advanced Molecular Modeling Software for Quantum Biochemical Applications | 105,352 |
| Mechanisms of Edema Prevention in Amphibian Lungs | 54,543 |
| Testing the Feasibility of Anisotropy of Magnetic Susceptibility (AMS) as a Measure of Paleocurrent Flow in Shales | 42,863 |
| Numerical Algorithms for Geometrical Models | 85,000 |
| Vacuum Microelectronics Technology Development | 156,256 |
| Laser-Tuned Integrated Optical Isolators | 111,650 |
| Symbolic Computation in Solid Mechanics | 80,602 |
| Optimum Design of Composite Laminates with Manufacturing Constraints | 93,023 |
| The Design of Very High-Performance Object- Oriented Computer Systems | 195,025 |
| Improving Mixing in Supersonic Combustor Flow Fields | 172,450 |
| Photoelectrochemical Characterization and Processing of MBE-Grown Structures and Devices | 196,544 |
| The Computer Integrated Enterprise for the Small Manufacturing Company | 202,685 |
| Novel Biosensors for Intraoperative and Postoperative Monitoring | 144,803 |
| Fast Progressive Transmission of Images Using the DCT | 79,024 |
| Intelligent Universal Relay with Advanced Knowledge Based Technology for Power System Protection | 60,000 |
| Development of a Microprocessor-Based System for Automatic Control of Induced Paralysis During Surgery | 41,682 |
| ESCRO/ONION: A Development Methodology for Distributed Real-Time Software Systems | 144,780 |
| Integrated Shape Feature Extraction and Recognition System | 177,000 |

AMENDMENTS TO THE 1990 BUDGET
(Continued)

TRANSFER OF FUNDS

RBC

ADVANCED RESEARCH AND ADVANCED TECHNOLOGY PROGRAMS (Continued)

| | |
|---|--------------------|
| From: Allocation of General Revenue by Coordinating Board | |
| To: CAD-Based Intelligent Inspection, Surface Finishing, and Reverse Engineering System | \$312,548 |
| The Influence of Urban Network Features on the Quality of Traffic Service | 50,000 |
| Transgenerational Consequences of Protein Malnutrition for Maternal Traits in Mice | 92,000 |
| Development of Back Lighted Thyatron Technology for High Average Power Modulator Applications | 300,816 |
| Detoxification of Hazardous Liquid Wastes | 132,000 |
| Removal of Environmental Chlorinated Hydrocarbons by Merthane-Oxidizing Organisms | 115,000 |
| A New Approach to Transport Theoretic Analysis of Radiation Damage in Micro-electronic Structures | 60,923 |
| Positron Studies of the Electronic Structure of High Temperature Superconductors | 75,000 |
| Optoelectronic Devices and Integration: Molecular beam epitaxy growth and fabrication | 170,000 |
| Strained Layer Superlattices for Electronic and Optoelectronic Devices Grown by MBE | 173,442 |
| TOTAL | <u>\$3,625,011</u> |

Transfer funds to establish budgets for various Coordinating Board Advanced Research/Technology Programs as awarded by competitive review.

AUXILIARY ENTERPRISES AND OTHER ACTIVITIES

Intercollegiate Athletics - Volleyball

7. Amount of Transfer: \$5,750 020

From: Estimated Income

To: Intercollegiate Athletics -
Volleyball - Travel

To provide additional funds due to the amount of reimbursement from the NCAA for participation in the regional and final four tournaments for volleyball for which funds were expended out of the volleyball travel account.

THE UNIVERSITY OF TEXAS AT ARLINGTON

U. T. BOARD OF REGENTS' MEETING

APRIL 12, 1990

AMENDMENTS TO THE 1990 BUDGET
(Continued)

TRANSFER OF FUNDS

RBC

DESIGNATED FUNDS

Computer Use Fee - Business Administration

8. Amount of Transfer: \$5,555.44

018

From: Account Balance

To: Maintenance and Operation

To provide additional funds for supplies and for maintenance and repairs on personal computers in the College of Business Computer Lab Facility.

THE UNIVERSITY OF TEXAS AT ARLINGTON

U. T. BOARD OF REGENTS' MEETING

APRIL 12, 1990

OTHER FISCAL ITEMS

The following agreement has been awarded by U. T. Arlington, with the concurrence of the appropriate Executive Vice Chancellor, and is recommended for approval by the U. T. Board of Regents:

1. Item: Head Softball Coach
- Funds: \$25,000.00 per year with legislative mandated cost of living increases
- Period: June 1, 1989 through May 31, 1991
- Description: Agreement for employment of Head Softball Coach, Anne Campbell, for the above designated period. During such period, Ms. Campbell shall perform such duties and responsibilities as may be assigned from time to time by the Athletic Director. Her performance shall be subject to periodic review by the Athletic Director and, at his discretion, she may be relieved of duties as Head Softball Coach and assigned to other duties within the Athletic Department for the period remaining under this agreement. Such employment under this agreement is subject to the Constitution and Bylaws of the National Collegiate Athletic Association and the Southland Conference, the Rules and Regulations of the Board of Regents of The University of Texas System and The University of Texas at Arlington. The violation of the provisions of such constitution, bylaws, rules or regulations shall be grounds for suspension without pay or dismissal.

THE UNIVERSITY OF TEXAS AT AUSTIN

Office of the President

February 26, 1990


Dr. James P. Duncan
Executive Vice Chancellor
for Academic Affairs
The University of Texas System
114 West 7th Street
Norwood Tower - 7th Floor
Austin, Texas 78701

Attn: System Budget Office

Dear Dr. Duncan:

The docket for the April 12, 1990, meeting of the Board of Regents is submitted for your recommendation and presentation to the Board.

Sincerely,



William H. Cunningham
President

WHC:je
Enclosures

THE UNIVERSITY OF TEXAS AT AUSTIN

U.T. BOARD OF REGENTS' MEETING

April 12, 1990

TABLE OF CONTENTS

| | |
|---|-------|
| Gifts from Private Donors and Foundations..... | A- 3 |
| Substantive Catalog Changes..... | A- 8 |
| Business Contracts for Services..... | A- 9 |
| Funds Coming In | |
| Funds Going Out | |
| Construction Contracts of \$300,000 or Less | |
| Standard Affiliation Agreements..... | A-12 |
| Trademark License Agreements..... | A-13 |
| Patent License Agreements..... | A-22 |
| Contracts and Grants for Research, Development, Clinical and Educational Services: | |
| Over \$500,000 (Fund Coming In and/or Funds Going Out)..... | A-23 |
| Foreign (Fund Coming In and/or Funds Going Out)..... | A-25 |
| All Others..... | A-28 |
| Endowed Chairs and Named Professorships (Non-Initial, Non-Budgeted Appointments)..... | A-29 |
| Amendments to the 1990 Budget..... | A-29A |
| (including faculty and staff appointments and changes in status and transfers of funds within existing budget totals) | |

THE UNIVERSITY OF TEXAS AT AUSTIN

U. T. BOARD OF REGENTS' MEETING

April 12, 1990

GIFTS FROM PRIVATE DONORS AND FOUNDATIONS

The following gifts have been received and are recommended for acceptance by the U. T. Board of Regents:

| <u>Donor</u> | <u>Purpose</u> | <u>Amount</u> |
|--|---|---------------|
| 1. *American Iron and Steel Institute 1133 15th Street, N.W. Washington, D.C. 20005 | Department of Civil Engineering in the College of Engineering | \$ 30,000.00 |
| 2. ARCO Foundation Inc. Fred A. Nelson Program Officer 515 South Flower Street Los Angeles, California 90071 | College of Engineering for the Minority Engineering Program | 50,000.00 |
| 3. Mr. and Mrs. Louis A. Beecherl, Jr. Park Place on Turtle Creek 2911 Turtle Creek Boulevard, Suite 1080 Dallas, Texas 75219 | College of Engineering for the recruitment of outstanding graduate students | 50,000.00 |
| 4. Amon G. Carter Foundation Bob J. Crow Executive Director Post Office Box 1036 Fort Worth, Texas 76101 | The University for the Pforzheimer Library | 300,000.00 |
| 5. *The Camille and Henry Dreyfus Foundation, Inc. 445 Park Avenue New York, New York 10022 | Department of Chemistry in the College of Natural Sciences | 50,000.00 |
| 6. *Duke University Post Office Box 40005 Duke Station Durham, North Carolina 27706 | Lyndon B. Johnson School of Public Affairs for a fellowship | 53,025.96 |

*No letter of transmittal from the donor.

THE UNIVERSITY OF TEXAS AT AUSTIN
 Gifts from Private Donors and Foundations
 U. T. Board of Regents' Meeting April 12, 1990

| <u>Donor</u> | <u>Purpose</u> | <u>Amount</u> |
|---|---|---------------|
| 7. *Exxon Education Foundation Post Office Box 101 Florham Park, New Jersey 07932 | The University matching employee contributions | \$ 31,095.00 |
| 8. *Exxon Education Foundation Post Office Box 101 Florham Park, New Jersey 07932 | The University matching employee contributions | 31,850.61 |
| 9. *Johnson & Johnson One Johnson & Johnson Plaza New Brunswick, New Jersey 08933 | College of Pharmacy for research | 45,000.00 |

*No letter of transmittal from the donor.

THE UNIVERSITY OF TEXAS AT AUSTIN
 Gifts from Private Donors and Foundations
 U. T. Board of Regents' Meeting April 12, 1990

| <u>Donor</u> | <u>Purpose</u> | <u>Amount</u> |
|--|---|---------------|
| 10.*The Lyndon Baines Johnson Foundation 2313 Red River Austin, Texas 78705 | Lyndon B. Johnson School of Public Affairs for: General Fund: Dean's Salary Supplement 2,500 Dean's Discretionary Funds 5,000 Curriculum Support 12,000 Newhouse Fellowships 2,000 LBJ Foundation Supplement Fellowships 2,000 Armand Hammer Fellowships 5,200 Claudia Taylor Johnson Fellowships 5,700 Frank C. Erwin, Jr. Fellowships 1,425 Student Activities 30,000 Faculty Travel 6,000 Computer Upgrade 8,000 Moody Fellowships 8,550 Rusk Fund: Chairholder's Salary 14,000 Chair Support Services 20,000 Richardson Fund: Chair Support Services 10,000 Visiting Public Officials 10,000 Strauss Fellowships 20,000 Wasserman Fund 25,000 | \$187,375.00 |
| 11. The Meadows Foundation Foundation Sally R. Lancaster Executive Vice President and Grants Administrator 2922 Swiss Avenue Dallas, Texas 75204 | The University for the Winedale Historical Center | 206,240.00 |

*No letter of transmittal from the donor.

THE UNIVERSITY OF TEXAS AT AUSTIN
 Gifts from Private Donors and Foundations
 U. T. Board of Regents' Meeting April 12, 1990

| <u>Donor</u> | <u>Purpose</u> | <u>Amount</u> |
|--|--|---------------|
| 12. Mike Mebane 1621 Christoval Road San Angelo, Texas 76903 | School of Architecture for the Mike and Maxine K. Mebane Endowed Scholarship | \$110,000.00 |
| 13. Robert K. Moses, Jr. Post Office Box 27888 Houston, Texas 77227 | Intercollegiate Athletics for Men | 27,000.00 |
| 14. *Nippon Mining Company Ltd. 10-1, Toranamon 2-Chome Minato-Ku, Tokyo 105 Japan | Department of Mechanical Engineering in the College of Engineering | 30,000.00 |
| 15. The Procter & Gamble Fund R. R. Fitzpatrick Vice President Post Office Box 599 Cincinnati, Ohio 45201-0599 | The University for: Business Administration 5,000 Marketing Administration 12,500 Chemical Engineering 10,000 President's Associates 2,500 | 30,000.00 |
| 16. Sid W. Richardson Foundation Cindy Alexander Business Manager 309 Main Street Fort Worth, Texas 76102 | The University for the Pforzheimer Library | 500,000.00 |
| 17. Sandoz Research Institute Janet Carlson OTC Research Post Office Box 83288 Lincoln, Nebraska 68501 | College of Pharmacy for general education programs | 40,000.00 |
| 18. Hatton W. Summers Foundation Gordon R. Carpenter 3333 NCNB Center Tower II Dallas, Texas 75201 | School of Law for the purchase of library materials for the Tarlton Law Library | 50,000.00 |

THE UNIVERSITY OF TEXAS AT AUSTIN
Gifts from Private Donors and Foundations
U. T. Board of Regents' Meeting April 12, 1990

| <u>Donor</u> | <u>Purpose</u> | <u>Amount</u> |
|---|---|---------------|
| 19.*Texaco U.S.A. New Orleans Operations Division Post Office Box 60252 New Orleans, Louisiana 70160 | College of Engineering for membership renewal in the Industrial Program | \$ 30,000.00 |
| 20.*The Tinker Foundation, Inc. 55 East 59th Street New York, New York 10022 | Department of Ethnic Studies in the College of Liberal Arts | 85,000.00 |
| 21.*Tracor, Inc. 6500 Tracor Lane Austin, Texas 78725 | Student Financial Services matching employee contributions to the Tracor/Frank McBee, Jr. Scholarship Endowment | 92,033.00 |

*No letter of transmittal from the donor.

THE UNIVERSITY OF TEXAS AT AUSTIN

U.T. BOARD OF REGENTS' MEETING

APRIL 12, 1990

CATALOGUE CHANGES

The following listing summarizes the changes proposed to the Catalogue of The University of Texas at Austin. These catalogue changes have been passed by the University Council, approved by me, and approved by the Executive Vice Chancellor for Academic Affairs. The complete text of the changes can be found in the Documents and Proceedings of the University Council, pages 12640-12643.

School of Social Work Catalogue for 1988-90

| <u>Current bulletin page number</u> | <u>Summary of Proposed Changes</u> |
|---|--|
| 16-17, 19 | Within the 132 semester hour Bachelor of Social Work degree program, more flexibility is given by allowing a course taken to fulfill a prescribed work requirement (areas A, B, C, and D) to also fulfill requirements in upper division social and behavioral sciences major coursework. Students also are provided additional choices to meet natural sciences course requirements, e.g., marine sciences courses and zoology courses. |
| 18-19 | Several minor changes are made to meet requirements of the accrediting body, the Council on Social Work Education. Pre-field sequence courses which must be passed with at least a C grade are expanded. Practice sequence courses no longer may be fulfilled by credit by exam. Also, the required number of clock hours of supervised social work related volunteer experience is raised from 40 to 45. |

THE UNIVERSITY OF TEXAS AT AUSTIN

U. T. BOARD OF REGENTS' MEETING

April 12, 1990

BUSINESS CONTRACTS FOR SERVICES

(FUNDS COMING IN)

The following contracts have been awarded, have been administratively approved by the Executive Vice Chancellor, and are recommended for ratification by the U. T. Board of Regents:

1. Agency: Ella H. Bellinger
Funds: To pay a rental sum equal to the charges for all property taxes, insurance, and maintenance
Period: February 1, 1989 through June 30, 1990
Title/Description: Amend the current lease to extend the expiration date from December 31, 1989 to June 30, 1990
2. Agency: Port Aransas Independent School District
Funds: \$1
Period: March 1, 1990 through February 29, 1992
Title/Description: Lease a tract of land located in Port Aransas, Nueces County, Texas for baseball, track, and other school activities

(FUNDS GOING OUT)

3. Agency: Northern Telecom, Inc.
Funds: \$119,154
Period: January 1, 1987 through December 31, 1990
Title/Description: Provide extended service on The University's telephone switching system
4. Agency: Stone and Webster Advanced Systems Development Services
Funds: \$9,200
Period: February 1, 1990 through December 31, 1990
Title/Description: Develop design drawings, installation procedures, and monitoring during the installation of spring isolators at the Hal C. Weaver Generating Plant

The University of Texas at Austin
U. T. Board of Regents' Meeting
April 12, 1990
Business Contracts for Services (Continued)

MINOR CONSTRUCTION PROJECTS, as authorized by U.T. Board of Regents' Rules and Regulations, Part Two, Chapter VIII, Section 2 (Projects previously approved by the Board of Regents and/or those for Minor Repair and Remodeling for \$300,000.00 or less.)

1. Contractor: Alice Roofing & Sheet Metal Works, Inc.
Amount: \$23,000.00
Source of Funds: BRC-Bldg. #137 Roof Flashing 36-0204-1880
Date of Contract: December 4, 1989
Estimated Completion Date: February 28, 1990
Project Title: Flashing Repairs, Balcones Research Center Building 137
Brief Description: Remove existing base flashings, strip existing roofing membrane, repair base material and install a new three ply Koppers' system.

2. Contractor: American Restoration, Inc.
Amount: \$3,000.00
Source of Funds: Physical Plant-Building Maintenance-MO&E 14-8640-1050
Date of Contract: January 12, 1990
Estimated Completion Date: February 28, 1990
Project Title: Waterproofing Engineering Science Building Annex Plaza
Brief Description: Remove existing expansion joint material and recaulk, route and caulk cracks, seal deck and water test entire deck area.

3. Contractor: Aus-Tex Plumbing, Heating and Air Conditioning, Inc.
Amount: \$280,501.00
Source of Funds: Utilities Plant MO&E 18-2000-0050
Date of Contract: December 12, 1989
Estimated Completion Date: June 22, 1990
Project Title: Balcones Research Center Chilling Station Modifications
Brief Description: Provide new chilled water and condenser water pumps, interconnecting piping, pipe insulation, electrical work, and building modifications to accommodate new Owner-purchased centrifugal water chiller, chiller starter, and new cooling tower cell.

4. Contractor: Kewaunee Scientific Corporation
Amount: \$40,265.00
Source of Funds: BIO-Room 401 Renovation 14-8612-9431
Date of Contract: November 28, 1989
Estimated Completion Date: March 25, 1990
Project Title: Laboratory Furnishings, Biology Building
Brief Description: Furnish and install laboratory islands, laboratory wall benches and a laboratory fume hood in Room 401 of the Biology Building.
5. Contractor: Strayhorn Tennis Court Construction Company, Inc.
Amount: \$24,500.00
Source of Funds: Penick-Allison Tennis Center Resurfacing 36-9048-9000
Date of Contract: January 24, 1990
Estimated Completion Date: March 9, 1990
Project Title: Resurface Tennis Courts, Penick-Allison Tennis Center
Brief Description: Clean courts, repaint fence posts, eliminate depressions, apply surfacer and textured color coats, line all courts and install seal coat to all walk and access areas.
6. Contractor: Allan Vorda & Associates, Inc.
Amount: \$20,000.00
Source of Funds: Botany-Start-Up Funds-Morejohn 20-1712-2053, Botany-Special Equipment & Laboratory Renovation 20-1712-2080, D.J. Sibley Centennial Professorship in Plant Molecular Genetics 30-8648-1850
Date of Contract: December 13, 1989
Project Title: Environmental Room Systems, Biology Building
Brief Description: Furnish and install pre-fabricated materials and equipment for three environmental room systems.

THE UNIVERSITY OF TEXAS AT AUSTIN

U.T. BOARD OF REGENTS' MEETING

April 12, 1990

STANDARD AFFILIATION AGREEMENTS

The following agreements have been approved by an attorney of the Office of General Counsel, are based on the model agreement adopted on December 16, 1977, and are recommended for approval by the U.T. Board of Regents.

1. Facility: St. David's Pavilion
Austin, Texas
Date: January 15, 1990
Purpose: To allow Master of Science in Social Work students to take their clinical training in the St. David's Pavilion facility

THE UNIVERSITY OF TEXAS AT AUSTIN

U. T. BOARD OF REGENTS' MEETING

April 12, 1990

TRADEMARK LICENSE AGREEMENTS

The following agreements have been awarded and are recommended for approval by the U. T. Board of Regents. All product approvals are in accordance with Paragraphs 10.1(C) and (D) and 11.1 of the Trademark Agreement.

1. Licensee: 3rd Chance, Inc.
Lakewood, Colorado 80227
Fee-Royalty: \$00.00, 7%
Period: January 1, 1990 through December 31, 1992
Description: Wearing apparel, which includes sweatshirts with "R O M Chips" that play "The Eyes of Texas," which are sewn into the garment.
2. Licensee: A J D Cap Corporation
Richmond, Virginia 23234
Fee-Royalty: \$00.00, 7%
Period: January 1, 1990 through December 31, 1992
Description: Caps (various styles).
3. Licensee: A J L Advertising Specialties, Inc.
Austin, Texas 78705
Fee-Royalty: \$100.00, 7% for items in Category A and 6% for items in Category B
Period: September 1, 1989 through December 31, 1991
Description: Category A includes all types of clothing, hats/caps, hosiery, and apparel accessories. Category B includes novelties/collectables.
4. Licensee: Angelus Pacific Company
Fullerton, California 92632
Fee-Royalty: \$00.00, 7%
Period: January 1, 1987 through December 31, 1992
Description: Decals, stickettes, and bumper stickers.
5. Licensee: Bels Country Keepsakes
El Campo, Texas 77437
Fee-Royalty: \$100.00, 7% for items included in Category A and 6% for items in Category B
Period: January 1, 1990 through December 31, 1992
Description: Category A consists of wearing apparel, which includes all types of clothing. Category B consists of novelties/collectables, which includes Christmas ornaments and other novelties/collectables.

6. Licensee: Bike Athletic Company
Knoxville, Tennessee 37901
Fee-Royalty: \$00.00, 7%
Period: January 1, 1988 through December 31, 1992
Description: Jackets, sweaters, shirts, jerseys, assorted shirts, shorts, and caps.
7. Licensee: Campus Collection
Tuscaloosa, Alabama 35405
Fee-Royalty: \$00.00, 7%
Period: January 1, 1990 through December 31, 1992
Description: T-shirts, sweat shirts and tank tops.
8. Licensee: Campus Originals, Inc.
Detroit, Michigan 48220
Fee-Royalty: \$00.00, 6%
Period: January 1, 1990 through December 31, 1992
Description: Novelties/collectables (i.e. Christmas ornaments)
9. Licensee: Capitol Engraving Company
Austin, Texas 78767
Fee-Royalty: \$50.00, 6%
Period: January 1, 1990 through December 31, 1992
Description: Diploma plaques (diplomas reproduced on metallic plaques).
10. Licensee: Collegemania,
A Division of Gatormania, Inc.
Gainesville, Florida 32605
Fee-Royalty: \$00.00, 6%
Period: January 1, 1989 through December 31, 1992
Description: Novelties/collectables, including, but not limited to buttons, bumper stickers, and other products.
11. Licensee: Collegiate Pacific Company
Roanoke, Virginia 24006
Fee-Royalty: \$00.00, 6%
Period: January 1, 1989 through December 31, 1992
Description: Wearing apparel, which includes all types of clothing, footwear, hats/caps, hosiery, pennants, and pillows.
12. Licensee: Cook Advertising Specialties, Inc.
Austin, Texas 78757
Fee-Royalty: \$00.00, 6%
Period: January 1, 1989 through December 31, 1992
Description: Flags, 3' x 5' nylon flags in orange and white colors.
13. Licensee: Cotton Cargo
Beaumont, Texas 77703
Fee-Royalty: \$00.00, 7%
Period: September 1, 1989 through December 31, 1991
Description: Wearing apparel, which includes all types of clothing.

14. Licensee: Cuddles Enterprises, Inc.
Hinsdale, Illinois 60521
Fee-Royalty: \$00.00, 6%
Period: January 1, 1990 through December 31, 1992
Description: Apparel accessories, which includes, but is not limited to "suspenders" and "key straps."
15. Licensee: Dalco Athletic Lettering
Garland, Texas 75042
Fee-Royalty: \$00.00, 7% when licensee utilizes a licensed mark for items included in Category A and thirty-five (.35¢) cents per unit on all products sold, except those heat-applied transfers classified as "capsize," which shall bear a royalty of twenty (.20¢) cents per unit for all items included in Category B
Period: January 1, 1989 through December 31, 1992
Description: Category A consists of wearing apparel, which includes all types of clothing, footwear, hats/caps, and hosiery. Category B consists of heat-applied transfers and embroidered letters or patches.
16. Licensee: Dart Manufacturing Company
Dallas, Texas 75237-1087
Fee-Royalty: \$00.00, 6%
Period: January 1, 1989 through December 31, 1992
Description: Leather goods and educational accessories.
17. Licensee: De Long Sportswear, Inc.
Grinnell, Iowa 50112
Fee-Royalty: \$00.00, 7% for items in Category A and 6% for items in Category B
Period: January 1, 1988 through December 31, 1992
Description: Category A consists of wearing apparel, which includes all types of clothing, footwear, hats/caps, and hosiery. Category B consists of sports related accessories, including, but not limited to bags.
18. Licensee: Delta Systems, Inc.
Dundee, Illinois 60118
Fee-Royalty: \$00.00, 4%
Period: January 1, 1990 through December 31, 1992
Description: 22" x 28" reproductions of original watercolor artwork on high gloss paper with cardboard backing and wrapped in clear plastic.
19. Licensee: Diversified Graphics, Ltd.
Hazelwood, Missouri 63042
Fee-Royalty: \$100.00, 7%
Period: January 1, 1990 through December 31, 1992
Description: Wearing apparel, which includes all types of clothing, hats/caps, footwear, and hosiery.

20. Licensee: Dodger Industries, Inc.
Eldora, Iowa 50627
Fee-Royalty: \$00.00, 7%
Period: January 1, 1990 through December 31, 1992
Description: Wearing apparel, which includes all types of clothing, hosiery, caps/hats, and footwear.
21. Licensee: Eastern Canvas Products
d/b/a Eastpack
Ward Hill, Massachusetts 01830
Fee-Royalty: \$00.00, 6%
Period: January 1, 1989 through December 31, 1992
Description: Sports related accessories, including, but not limited to packs, bags, and soft luggage.
22. Licensee: F. C. Enterprises
Los Angeles, California 90063
Fee-Royalty: \$00.00, 6%
Period: January 1, 1988 through December 31, 1992
Description: License plate frames/holders.
23. Licensee: Flexer Industries, Inc.
Brunswick, Georgia 31520
Fee-Royalty: \$100.00, 7%
Period: January 1, 1990 through December 31, 1992
Description: Wearing apparel, which includes all types of clothing.
24. Licensee: Fremont Die Cut Products, Inc.
Fremont, Ohio 43420
Fee-Royalty: \$00.00, 6%
Period: January 1, 1990 through December 31, 1992
Description: Novelties/collectables, which includes 12" x 18" aluminum signs which will read "Longhorns Parking Only."
25. Licensee: Game Master Athletic Co.
Chesterfield, Montana 63017
Fee-Royalty: \$00.00, 6%
Period: January 1, 1988 through December 31, 1992
Description: Game Master rubber collegiate footballs and basketballs.
26. Licensee: Gold Lance, Inc.
Houston, Texas 77007
Fee-Royalty: \$00.00, 6%
Period: January 1, 1989 through December 31, 1992
Description: Gold class rings and other emblematic jewelry.
27. Licensee: H. H. Cutler Company
Grand Rapids, Michigan 49501
Fee-Royalty: \$00.00, 7%
Period: January 1, 1990 through December 31, 1992
Description: Wearing apparel.

28. Licensee: J & M Sportswear
Stanley, Kansas 66223
Fee-Royalty: \$00.00, 7%
Period: January 1, 1990 through December 31, 1992
Description: Wearing apparel, which includes all types of clothing, footwear, hats/caps, and hosiery, including, but not limited to jackets, pants, and shorts.
29. Licensee: J. A. G. Enterprises, Inc.
Piedmont, Oklahoma 73078
Fee-Royalty: \$50.00, 6%
Period: January 1, 1990 through December 31, 1992
Description: Novelties/collectables, which includes glassware, ceramic products, and other novelties/collectables.
30. Licensee: Javelin, Inc.
Lawrence, Kansas 66046
Fee-Royalty: \$00.00, 7%
Period: January 1, 1990 through December 31, 1992
Description: Athletic shoes, i.e. tennis/jogging shoes.
31. Licensee: Koza's, Inc.
Pearland, Texas 77581
Fee-Royalty: \$00.00, 7%
Period: January 1, 1989 through December 31, 1992
Description: Wearing apparel, which includes all types of clothing, footwear, hats/caps, and hosiery.
32. Licensee: Kronberg's Flags and Flagpoles
Houston, Texas 77081
Fee-Royalty: \$00.00, 6%
Period: January 1, 1989 through December 31, 1992
Description: Nylon flags with canvas header and grommets in sizes 2' x 3' and 3' x 5'.
33. Licensee: L. A. B. Company, Inc.
Lenoir City, Tennessee 37771
Fee-Royalty: \$50.00, 6%
Period: December 1, 1989 through December 31, 1992
Description: Novelties/collectables, which includes insulated beverage holders, plastic squeeze bottles, and other plastic/foam rubber products.
34. Licensee: Lingard and Associates, Inc./Promark
Calhoun, Georgia 30701
Fee-Royalty: \$50.00, 6%
Period: January 1, 1990 through December 31, 1992
Description: Decals, bumper stickers, note pads, and other insignia products.

35. Licensee: M. J. Soffe Company, Inc.
Fayetteville, North Carolina 28303
Fee-Royalty: \$00.00, 7%
Period: January 1, 1989 through December 31, 1992
Description: Wearing apparel, (which includes all types of clothing, footwear, hats/caps, and hosiery) including, but not limited to t-shirts, shorts, and jogging suits.
36. Licensee: Majestic Athletic Wear, Ltd.
Pen Argyl, Pennsylvania 18072
Fee-Royalty: \$00.00, 7%
Period: January 1, 1990 through December 31, 1992
Description: Wearing apparel, which includes shirts/sweat-shirts, jerseys, tank tops, fleece wear, jackets, and other wearing apparel.
37. Licensee: Mar-Jon Candle Company
Georgetown, Texas 78626
Fee-Royalty: \$00.00, 6%
Period: January 1, 1990 through December 31, 1992
Description: Candles of various designs and sizes.
38. Licensee: Mary Dinkins Studio, Inc.
Ft. Worth, Texas 76116
Fee-Royalty: \$50.00, 6%
Period: January 1, 1990 through December 31, 1992
Description: Paper products, which include embossed paper wall hangings, note pads, and other paper products.
39. Licensee: Nardi Enterprises, Inc.
Coleta, Illinois 61017
Fee-Royalty: \$00.00, 6%
Period: January 1, 1986 through December 31, 1992
Description: "Longhorn Helmet Phone," (telephone mounted in football helmet) helmet lamp, helmet plaque, and helmet bank.
40. Licensee: National Screenprint, Inc.
Englewood, Colorado 80110
Fee-Royalty: \$00.00, 7%
Period: January 1, 1989 through December 31, 1992
Description: Wearing apparel which includes all types of clothing, footwear, hats/caps, and hosiery.
41. Licensee: Nutmeg Mills, Inc.
Tampa, Florida 33624
Fee-Royalty: \$00.00, 7%
Period: January 1, 1987 through December 31, 1992
Description: Wearing apparel.
42. Licensee: Olsonite Corporation
Detroit, Michigan 48211
Fee-Royalty: \$00.00, 6%
Period: January 1, 1989 through December 31, 1992
Description: Bathroom seats.

43. Licensee: Pioneer Industries, Inc.
d/b/a DACO
Lenexa, Kansas 66214
Fee-Royalty: \$00.00, 7%
Period: January 1, 1990 through December 31, 1992
Description: Wearing apparel, which includes all types of clothing, footwear, hats/caps, and hosiery.
44. Licensee: Print-A-Shirt, Inc.
Omaha, Nebraska 68110
Fee-Royalty: \$00.00, 7%
Period: January 1, 1990 through December 31, 1992
Description: T-shirts by "Screen Stars" imprinted with NCAA logo(s) and logo(s) of The University of Texas at Austin and other wearing apparel.
45. Licensee: Pro-Line Cap Company
(And Pointer's International Corp.)
Fort Worth, Texas 76108
Fee-Royalty: \$00.00, 7%
Period: January 1, 1990 through December 31, 1992
Description: Wearing apparel, which includes, but is not limited to golf shirts, hooded sweatshirts, and caps.
46. Licensee: Quannah Rice, Inc.
Oklahoma City, Oklahoma 73132
Fee-Royalty: \$100.00, 7%
Period: December 1, 1989 through December 31, 1992
Description: Wearing apparel, which includes all types of clothing.
47. Licensee: Ram Graphics, Inc.
Alexandria, Indiana 46001
Fee-Royalty: \$00.00, 7%
Period: January 1, 1990 through December 31, 1992
Description: Wearing apparel (sweatshirts and t-shirts).
48. Licensee: Roadrunner Promotions
Oklahoma City, Oklahoma 73112
Fee-Royalty: \$00.00, 7%
Period: January 1, 1990 through December 31, 1992
Description: Sweatshirts and other wearing apparel.
49. Licensee: Rohart, Inc.
d/b/a Sterling Manufacturing & Lloyds of Texas
Houston, Texas 77007
Fee-Royalty: \$50.00, 6%
Period: November 1, 1989 through December 31, 1992
Description: Stadium seats and cushions.
50. Licensee: Sirrica, Ltd.
Wilson, North Carolina 27895
Fee-Royalty: \$00.00, 6%
Period: January 1, 1990 through December 31, 1992
Description: Brass desk lamps with a marble base (UT seal on lamp shade), novelties, and collectables.

51. Licensee: Sports Products of America, Inc.
Harriman, Tennessee 37748
Fee-Royalty: \$00.00, 7%
Period: January 1, 1989 through December 31, 1992
Description: Wearing apparel (shirts of various styles).
52. Licensee: Stanley Blacker, Inc.
Philadelphia, Pennsylvania 19132
Fee-Royalty: \$100.00, 7%
Period: January 1, 1990 through December 31, 1992
Description: Wearing apparel, which includes all types of clothing.
53. Licensee: Stanly Knitting Mills, Inc.
Oakboro, North Carolina 28129
Fee-Royalty: \$00.00, 7%
Period: January 1, 1988 through December 31, 1992
Description: Knit hats, knit tams, knit scarves, and visor and grand stripe hats.
54. Licensee: Team Effort Incorporated
Clarion, Iowa 50525
Fee-Royalty: \$50.00, 6%
Period: January 1, 1990 through December 31, 1992
Description: Golf club headcovers.
55. Licensee: Texace Corporation
San Antonio, Texas 78207
Fee-Royalty: \$00.00, 7%
Period: January 1, 1987 through December 31, 1992
Description: Caps/hats of various styles.
56. Licensee: Tonix Corporation
Fremont, California 94538
Fee-Royalty: \$00.00, 7%
Period: January 1, 1990 through December 31, 1992
Description: Nologo brand placket shirts with embroidered emblems.
57. Licensee: Topperscot, Inc.
Denver, Colorado 80223
Fee-Royalty: \$00.00, 7%
Period: January 1, 1987 through December 31, 1992
Description: Christmas ornaments, candles, and novelty earrings.
58. Licensee: Topsox
Division of Four Star Hosiery
Charlotte, North Carolina 28212
Fee-Royalty: \$00.00, 7%
Period: January 1, 1988 through December 31, 1992
Description: Knitted athletic socks, wrist bands, baby booties, and head bands.
59. Licensee: Trench Manufacturing, Inc.
Buffalo, New York, 14209
Fee-Royalty: \$00.00, 7%
Period: January 1, 1988 through December 31, 1992
Description: Shirts, pennants, and spirit buttons.

60. Licensee: Tultex Corporation
Martinsville, Virginia 24112
Fee-Royalty: \$00.00, 7%
Period: January 1, 1988 through December 31, 1992
Description: Wearing apparel (sweatshirts and pants, pullover hood, crewneck).
61. Licensee: U - Trau, Inc.
Denver, Colorado 80239
Fee-Royalty: \$100.00, 7%
Period: November 1, 1989 through December 31, 1992
Description: Wearing apparel, which includes all types of clothing.
62. Licensee: Universal Industries, Inc.
Mattapoisett, Massachusetts 02739
Fee-Royalty: \$00.00, 7%
Period: January 1, 1988 through December 31, 1992
Description: Caps.
63. Licensee: University Co-Operative Society, Inc.
Austin, Texas 78705
Fee-Royalty: \$00.00, 7%
Period: January 1, 1990 through December 31, 1992
Description: Wearing apparel, which includes all types of clothing, hats/caps, footwear, hosiery, and paper products, which include, but are not limited to posters, calendars, and other paper products.
64. Licensee: Velva-Sheen
d/b/a Swingster Company
Kansas City, Missouri 64131
Fee-Royalty: \$00.00, 7%
Period: January 1, 1988 through December 31, 1992
Description: Wearing apparel (including, but not limited to shirts).
65. Licensee: Wideworld Sportswear, Inc.
Long Beach, California 90806
Fee-Royalty: \$00.00, 7%
Period: January 1, 1990 through December 31, 1992
Description: Wearing apparel (various types of sports apparel).
66. Licensee: Winning Ways, Inc.
d/b/a Gear for Sports
Lenexa, Kansas 66219
Fee-Royalty: \$00.00, 7%
Period: January 1, 1989 through December 31, 1992
Description: Wearing apparel, including sweat shirts, t-shirts, shorts, pants, jerseys, and warm-ups.
67. Licensee: Wordyisms, Inc.
Austin, Texas 78758
Fee-Royalty: \$00.00, 6%
Period: January 1, 1990 through December 31, 1992
Description: "Diplo-Mat," diploma frames with the UT logo and tower logo.

THE UNIVERSITY OF TEXAS AT AUSTIN

U.T. BOARD OF REGENTS' MEETING

APRIL 12, 1990

PATENT LICENSE AGREEMENTS

The following agreement has been awarded and is recommended for approval by the U.T. Board of Regents:

1. Licensee: KTI Chemicals Incorporated
Sunnyvale, California 94086
- Fee-Royalty: \$1,000 fee upon execution of Agreement and
4% of net sales if in a territory where licensed
products are covered by patent rights, otherwise
2% of net sales
- Period: September 1, 1989 through expiration of
patent rights
- Description: Materials and processes of licensed product for the
manufacture of electronic circuits, particularly
microcircuits which are the subject of a patent
application, U.S. Serial No. 384,705 filed July 21,
1989.

THE UNIVERSITY OF TEXAS AT AUSTIN

U.T. BOARD OF REGENTS' MEETING

APRIL 12, 1990

CONTRACTS OR GRANTS OVER \$500,000

(FUNDS COMING IN)

The following contracts or grants in an amount over \$500,000, have been awarded, have been administratively approved by the Executive Vice Chancellor for Academic Affairs, and are recommended for approval by the U. T. Board of Regents.

1. Grantor: Sematech, Inc. / Semiconductor Research Corporation
No.: 88-MC-505 - Amendment No. 1
New funds: \$860,048 additional
Current Period: 9/1/88 - 8/31/90
Title/Description: Understanding and Modeling of Unit Processes

2. Grantor: Department of the Navy/Space & Naval Warfare Systems Command
No.: N00039-88-C-0043 - Modification P00021
New funds: \$705,000 additional
Current Period: 12/7/87 - 12/31/90
Title/Description: ARL:SPAWAR Omnibus Contract

3. Grantor: Department of the Navy/Space & Naval Warfare Systems Command
No.: N00039-88-C-0043 - Modification P00022
New funds: \$7,651,865 additional
Current Period: 12/7/87 - 12/31/90
Title/Description: ARL:SPAWAR Omnibus Contract

4. Grantor: Department of the Navy/Space & Naval Warfare Systems Command
No.: N00039-88-C-0043 - Modification P00023
New funds: \$2,520,316 additional
Current period: 12/7/87 - 12/31/90
Title/Description: ARL:SPAWAR Omnibus Contract

5. Grantor: Gas Research Institute
No.: 5088-212-1718 - Supplement dated 12/14/89
New funds: \$2,500,000 additional
Current period: 8/15/88 - 9/15/91
Title/Description: Secondary Natural Gas Recovery Targeted Technology Application for Infield Reserve

The University of Texas at Austin
Contracts or Grants over \$500,000
UT Regents' Meeting April 12, 1990

6. Grantor: U. S. Department of Energy
No.: DE-FG05-90ER12101
New funds: \$914,032.
Current Period: 1/1/90 - 12/14/92
Title/Description: Photoassisted Oxidation of Oil Films on Water

7. Grantor: W. M. Keck Foundation
No.: Grant letter dated 12/19/89
New funds: \$650,000.
Current Period: 12/19/89 - 12/18/91
Title/Description: Magnetic Resonance Imaging Spectrophotometer

8. Grantor: Foundation for Research
No.: Grant letter dated 11/8/89
New funds: \$2,290,695.
Current Period: 1/1/90 - 12/31/90
Title/Description: Clayton Foundation Biochemical Institute
Research in Biochemistry

9. Grantor: California Institute of Technology / Jet Propulsion
Laboratory
No.: 956689 - Modification No. 19
New funds: \$582,600 additional
Current Period: 10/1/89 - 9/30/90
Title/Description: Investigations Supporting Topex Precision
Orbit Determination

10. Grantor: U. S. Department of Energy
No.: DE-FG02-86NE37966 - Modification A006
New funds: \$553,000 additional
Current Period: 9/30/86 - 9/30/91
Title/Description: Development and Demonstration of a Teleoperated
Modular Robot System

11. Grantor: Department of the Army/Armament Research,
Development and Engineering Center/AMCCOM
No.: DAAA21-86-C-0215 - Modification P00016
New funds: \$4,618,634 additional
Current period: 7/21/86 - 11/30/92
Title/Description: Fabricate and Demonstrate a 9-MJ Single Shot
EM-Gun System

(FUNDS GOING OUT)

None

THE UNIVERSITY OF TEXAS AT AUSTIN

U.T. BOARD OF REGENTS' MEETING

APRIL 12, 1990

FOREIGN CONTRACTS AND GRANTS FOR RESEARCH,
DEVELOPMENT, CLINICAL AND EDUCATIONAL SERVICES

(FUNDS COMING IN)

The following items have been awarded and are recommended for approval
by the U.T. Board of Regents:

1. Country: Brazil
Business/Entity: Various Donors - Petroleo Brasileiro (PETROBAS)
No.: Check No. MT99658
New funds: \$25,000 additional
Current Period: 9/1/89 - 8/31/90
Title/Description: Applied Geodynamics Laboratory

2. Country: Brazil
Business/Entity: The Brazilian Government
No.: Grant - Wire Transfer
New funds: \$15,000.
Current Period: 10/1/89 - 9/30/91
Title/Description: Participation in a Project to Build a
3-Meter Telescope

3. Country: China
Business/Entity: Various Donors - Chinese Petroleum Corporation
No.: Letter dated 11/16/89 & Check DD20011060/01011
New funds: \$18,000.
Current Period: 1/1/90 - 12/31/90
Title/Description: Joint Paleoceanographic Mapping Project (POMP)

4. Country: France
Business/Entity: Various Donors - Elf Aquitaine
No.: Research Participation Agreement
New funds: \$35,000.
Current Period: 2/1/89 - 1/31/90
Title/Description: Drilling and Rock Mechanics Research Program

5. Country: Great Britain
Business/Entity: Various Donors - BP Petroleum Development Ltd.
No.: Research Participation Letter Agreement - Amendment
No. 1
New funds: \$25,000 additional
Current Period: 1/1/89 - 12/31/89
Title/Description: Wellbore Stability in Deviated Boreholes

The University of Texas at Austin
Foreign Contracts and Grants for Research, Development, Clinical and
Educational Services
UT Regents' Meeting April 12, 1990

6. Country: Norway
Business/Entity: Various Donors - Den norske stats oljeselskap as
No.: Research Participation Agreement Amendment #3 to
Contract T-120.289
New funds: \$40,000 additional
Current period: 1/1/90 - 12/31/91
Title/Description: Joint Industries Separations Research Program
7. Country: Norway
Business/Entity: Various Donors - Statoil - Den norske stats
oljeselskap as
No.: Memorandum of Agreement/Contract T-121.433
New funds: \$20,000 additional
Current Period: 1/1/90 - 12/31/90
Title/Description: Center for Enhanced Oil & Gas Recovery Research
(EOGRRP)
8. Country: Norway
Business/Entity: Various Donors - Institutt for Energiteknikk (IFE)
(Institute for Technology)
No.: Memorandum of Agreement for Continued Support of
Research
New funds: \$10,000 additional
Current Period: 1/1/90 - 12/31/90
Title/Description: Center for Enhanced Oil & Gas Recovery Research
(Joint CEOGRR Project)
9. Country: Norway
Business/Entity: Various Donors - Norsk Hydro A.S., Bergen
No.: Memorandum of Agreement for Continued Support
of Research
New funds: \$20,000 additional
Current Period: 1/1/89 - 12/31/89
Title/Description: Center for Enhanced Oil & Gas Recovery Research
(Joint CEOGRR Project)
10. Country: United Arab Emirates
Business/Entity: Various Donors - Abu Dhabi National Reservoir
Research Foundation (ADREF)
No.: Memorandum of Agreement for Continued Support
of Research
New funds: \$20,000 additional
Current Period: 1/1/90 - 12/31/90
Title/Description: Enhanced Oil & Gas Recovery Research Project
(EOGRRP)

The University of Texas at Austin
Foreign Contracts and Grants for Research, Development, Clinical and
Educational Services
UT Regents' Meeting April 12, 1990

11. Country: West Germany
Business/Entity: Merck and Company
No.: Sponsored Research Agreement/Check 1040235087
New funds: \$20,048.50 additional
Current Period: 6/26/89 - 6/30/90
Title/Description: Liquid Crystals Based on Staffanes

(FUNDS GOING OUT)

None

THE UNIVERSITY OF TEXAS AT AUSTIN

U.T. BOARD OF REGENTS' MEETING

APRIL 12, 1990

CONTRACTS AND GRANTS FOR RESEARCH, DEVELOPMENT, CLINICAL
AND EDUCATIONAL SERVICES

Since the Docket for the previous meeting of the U.T. Board of Regents, the following activity has taken place with regard to Contracts and Grants for Research, Development, Clinical and Educational Services:

The contracts, grants and agreements for research, development and educational services summarized or listed below have been processed and approved in accordance with the Regents' Rules and Regulations, Part Two, Chapter XI.

- I. Non-Governmental Contracts and Grants (Funds Coming In)
 - a. 1990 A240 - A310A Number of Initial Grant and Contract Awards
\$ 2,062,865.32 Value of Awards
 - b. 1990 A311 - A359 Number of Fiscal Amendments to Grant and Contract Awards (Increasing or Decreasing by \$10,000)
\$ 1,755,377.00 Total of Increased Funding
\$ -0- Total of Reduced Funding
- II. Non-Governmental Contracts and Grants (Funds Going Out)
 - a. 1990 A360 - A364 Number of Initial Grant and Contract Awards
\$ 166,750.00 Value of Awards
 - b. 1990 A365 - A367 Number of Fiscal Amendments to Grant and Contract Awards (Increasing or Decreasing by \$10,000)
\$ 163,203.00 Total of Increased Funding
\$ (27,500.00) Total of Reduced Funding
- III. State and Local Government Contracts and Grants (Funds Coming In)
 - a. 1990 A368 - A411 Number of Initial Grant and Contract Awards
\$ 1,774,714.21 Value of Awards
 - b. 1990 A412 - A417 Number of Fiscal Amendments to Grant and Contract Awards (Increasing or Decreasing by \$10,000)
\$ 272,856.00 Total of Increased Funding
\$ (23,000.00) Total of Reduced Funding
- IV. State and Local Government Contracts and Grants (Funds Going Out)
 - a. 1990 A418 - A428 Number of Initial Grant and Contract Awards
\$ 142,779.21 Value of Awards
 - b. 1990 A429 Number of Fiscal Amendments to Grant and Contract Awards (Increasing or Decreasing by \$10,000)
\$ 15,124.00 Total of Increased Funding
\$ -0- Total of Reduced Funding
- V. Federal Government Contracts and Grants (Funds Coming In)
 - a. 1990 A430 - A459 Number of Initial Grant and Contract Awards
\$ 2,704,487.00 Value of Awards
 - b. 1990 A460 - A502 Number of Fiscal Amendments to Grant and Contract Awards (Increasing or Decreasing by \$10,000)
\$ 4,525,152.00 Total of Increased Funding
\$ -0- Total of Reduced Funding
- VI. Federal Government Contracts and Grants (Funds Going Out)
 - a. 1990 A503 - A518 Number of Initial Grant and Contract Awards
\$ 390,199.00 Value of Awards
 - b. 1990 A519 - A527 Number of Fiscal Amendments to Grant and Contract Awards (Increasing or Decreasing by \$10,000)
\$ 456,887.48 Total of Increased Funding
\$ -0- Total of Reduced Funding

THE UNIVERSITY OF TEXAS AT AUSTIN

U.T. BOARD OF REGENTS' MEETING

APRIL 12, 1990

ENDOWED CHAIRS AND NAMED PROFESSORSHIPS
1989-90 NON-INITIAL, NON-BUDGETED APPOINTMENTS

| | |
|------------------------|---|
| 1. College: | College of Engineering |
| Position: | Getty Oil Company Centennial Chair in Petroleum Engineering |
| Appointee/Title: | Leif N. Persen, Visiting Professor |
| Department: | Petroleum Engineering |
| Person Being Replaced: | Vacant |
| Effective Date: | January 16, 1990 - May 31, 1990 only |

*Personnel and Payroll information will be included in "Amendments to the 1989-90 Operating Budget" as appropriate in this or subsequent dockets

THE UNIVERSITY OF TEXAS AT AUSTIN

U. T. BOARD OF REGENTS' MEETING

April 12, 1990

AMENDMENTS TO THE 1990 OPERATING BUDGET

The term "rate" for academic institutions is the full-time nine-month base rate and for health institutions is the full-time twelve-month base rate; for all other personnel it is the full-time rate, the appointee receiving a proportionate amount depending upon the fraction of time for which he is appointed and the period of his appointment. Source of funds for payment of salaries, unless otherwise shown, is the departmental salaries account.

1. APPOINTMENTS TO NAMED PROFESSORSHIPS, ENDOWED FELLOWSHIPS, ENDOWED PROFESSORSHIPS, AND ENDOWED CHAIRS - 1990 BUDGET

Appointments were approved through Agenda or Docket action at prior meetings of the Board of Regents, as follows:

| Professorship or Chair and Department or School | Nine Months Academic Rate | Chair or Professorship Appointment | Effective Date |
|---|---------------------------------|--|-------------------|
| COLLEGE OF EDUCATION | | | |
| Educational Administration | | | |
| A. M. Aikin Regents Chair in Education Leadership | | | |
| 1. Justiz, Manuel J. (RBC 71, 72, 73) | 86,250 | 101,250 | 01/01 |
| COLLEGE OF BUSINESS ADMINISTRATION | | | |
| Finance and Management Science and Information Systems | | | |
| Joseph H. Blades Memorial Centennial Professor in Insurance | | | |
| 2. Brockett, Patrick L. (RBC 87, 88, 89) | 71,000 | 78,500 | 09/01 |
| COLLEGE OF FINE ARTS | | | |
| Drama | | | |
| Effie Marie Cain Regents Chair in Fine Arts | | | |
| 3. Whitmore, Jon S. (RBC 83, 84) | 82,500 | 90,500 | 01/01 |
| SCHOOL OF LAW | | | |
| Joe A. Worsham Centennial Professor in Law | | | |
| 4. Wiseman, Zipporah B. (RBC 81) | 96,000 | 104,000 | 01/16 |

THE UNIVERSITY OF TEXAS AT AUSTIN

U. T. BOARD OF REGENTS MEETING

April 12, 1990

AMENDMENTS TO THE 1990 OPERATING BUDGET
(Continued)

| <u>Item, Department, Title, Name</u> | <u>Effective</u> <u>Date</u> | <u>%</u> <u>Time</u> | <u>Full-time</u> <u>Salary</u> | | <u>RBC</u> |
|---|---------------------------------|-------------------------|-----------------------------------|-------------|------------|
| | | | <u>No.</u> <u>Mos.</u> | <u>Rate</u> | |
| <u>APPOINTMENTS, PROMOTIONS, AND SALARY INCREASES</u> | | | | | |
| COLLEGE OF NATURAL SCIENCES | | | | | |
| Physics | | | | | |
| Professor | | | | | |
| 5. Taylor, J. Bryan | 10/01 | 0 | 09 | 105,000 | 64 |
| ORGANIZED RESEARCH | | | | | |
| Harry Ransom Humanities Research Center | | | | | |
| 6. Staley, Thomas F. | | | | | 74 |
| From: Director | | 100 | 12 | 110,057 | |
| To: Director | 01/16 | 67 | 12 | 123,102 | |

THE UNIVERSITY OF TEXAS AT AUSTIN

U. T. BOARD OF REGENTS' MEETING

April 12, 1990

AMENDMENTS TO THE 1990 OPERATING BUDGET
(Continued)

| <u>Transfers of Funds</u> | RBC |
|--|-----|
| GENERAL ADMINISTRATION AND STUDENT SERVICES | |
| Vice President for Business Affairs | |
| 7. Amount of Transfer: \$300,000 | 80 |
| From: Office of the President-Special Equipment and Operations | |
| To: Special Equipment | |
| To provide funds for equipment purchases in the Business Affairs departments. | |
| COLLEGE OF LIBERAL ARTS | |
| Office of the Dean | |
| 8. Amount of Transfer: \$125,000 | 91 |
| From: Office of the President-Special Equipment and Operations | |
| To: Special Equipment | |
| To provide funds for the purchase of computer equipment for the department of Economics. | |
| COLLEGE OF BUSINESS ADMINISTRATION | |
| Various Departments | |
| 9. Amount of Transfer: \$274,550 | 85 |
| From: Office of the President-Summer Session 1990 | |
| To: Accounting Faculty Salaries (\$25,976), Finance Faculty Salaries (\$139,378), Management Science and Information Systems Faculty Salaries (\$21,944), Management Faculty Salaries (\$87,252) | |
| Supplemental funding for Spring 1990 appointments. | |
| COLLEGE OF COMMUNICATION | |
| Office of the Dean | |
| 10. Amount of Transfer: \$300,000 | 97 |
| From: Office of the President-Special Equipment and Operations | |
| To: Special Equipment | |
| Transfer funds for the acquisition of equipment in Radio-Television-Film. Equipment is being purchased for use in studios and classes within the department. | |

Transfers of Funds

RBC

COMPUTATION CENTER

11. Amount of Transfer: \$1,028,267 98
From: Computer Acquisitions
To: Special Equipment
To provide funds to upgrade the DEC VAX systems, the UNIX systems, and the IBM system.

PLANT FUNDS

12. Amount of Transfer: \$150,000 90
From: Auxiliary Enterprises Administration - Unallocated
To: ERC-Reroofing
To provide additional funding for the replacement of the roof on the Frank Erwin Special Events Center.
13. Amount of Transfer: \$100,000 77
From: Renewals and Replacement Fund
To: WAG-Landscaping
To fund the landscaping on the west and north sides of Waggener Hall.
14. Amount of Transfer: \$443,387 76
From: Major Repair, Remodeling and Equipment-Unallocated
To: Governor's Office #0034 - Allotment Account
To provide matching funds for Energy Conservation contracts with the Governor's office for Belmont Hall (\$221,770) and Patterson Laboratories (\$221,617).
15. Amount of Transfer: \$100,000 94
From: Repair Projects
To: CES Lab 1.708
To fund the renovations to the Center for Energy Studies Lab 1.708.
16. Amount of Transfer: \$150,000 75
From: Repair Projects
To: ESB - Renovate 426-430
To fund the renovations of Rooms 426 and 430 in the Experimental Science Building.

Transfers of Funds

RBC

PLANT FUNDS (Continued)

17. Amount of Transfer: \$112,948 79

From: Longhorn Scholarship Fund

To: D. X. Bible Academic Center Construction Project

To transfer funds for the construction and furnishing of the D. X. Bible Academic Center.

TEXAS COLLEGE WORK-STUDY PROGRAM

18. Amount of Transfer: \$138,909 95

From: Budget Control

To: Texas College Work-Study Program

House Bill No.3, 71st Legislature, established the Texas College Work-Study Program and appropriated funds to finance the program. The original allocation of \$116,119 was approved by Executive Committee Letter No. 90-4, dated November 22, 1989. Approval for an additional allocation of \$22,790 is being requested for a total of \$138,909.

ADVANCED RESEARCH AND ADVANCED TECHNOLOGY PROGRAMS

19. Amount of Transfer: \$16,087,988 99

From: Allocation of General Revenue by Coordinating Board

To: Advanced Research/Technology Programs for:

| | | |
|-------------------------------|----|---------|
| ATP-299 (Anslyn) | \$ | 105,000 |
| ATP-091 (Beaman, Barlow) | | 290,486 |
| ATP-194 (Bittner) | | 160,750 |
| ATP-033 (Boggs) | | 65,000 |
| ATP-403 (Bovik) | | 102,720 |
| ATP-021 (Brock, Trachtenberg) | | 177,260 |
| ATP-237 (Browne) | | 373,000 |
| ATP-244 (Busch-Vichniac) | | 268,696 |
| ATP-568 (Campion) | | 181,640 |
| ATP-143 (deLozanne) | | 145,000 |
| ATP-3360-009 (Diller) | | 80,000 |
| ATP-215 (Dutton) | | 150,000 |
| ATP-174 (Edgar, Trachtenberg) | | 349,880 |
| ATP-125 (Fair, McKetta) | | 60,000 |
| ATP-445 (Fink, Frommhold) | | 194,540 |
| ATP-298 (Gilbert, Anslyn) | | 125,000 |
| ATP-275 (Gully, Eliezer) | | 200,000 |
| ATP-540 (Hardesty) | | 140,000 |
| ATP-045 (Harriman) | | 47,275 |

Transfers of Funds

RBC

ADVANCED RESEARCH AND ADVANCED TECHNOLOGY PROGRAMS (Continued)

To: Advanced Research/Technology Programs for:

| | |
|---|---------|
| ATP-243 (Hubbell) | 125,000 |
| ATP-204 (Hunn, Jones) | 100,000 |
| ATP-295 (Itoh, Campbell) | 200,000 |
| ATP-315 (Iverson) | 130,000 |
| ATP-061 (Jackson, Raney) | 110,000 |
| ATP-034 (Koros, Paul) | 185,000 |
| ATP-111 (Kwong) | 180,000 |
| ATP-004 (Lagowski) | 222,000 |
| ATP-060 (Lloyd, McKetta) | 100,000 |
| ATP-195 (Malina) | 115,000 |
| ATP-323 (Marcus, Beaman) | 254,120 |
| ATP-093 (Marcus, Arapostathis) | 187,624 |
| ATP-187 (Matthews, Nichols) | 170,000 |
| ATP-364 (McGinity, Bodmeier) | 76,775 |
| ATP-201 (Mehdy, Estabrook) | 122,000 |
| ATP-264 (Montagna, Amos, Benner Buskey, Dunton, Parker, Whittedge) | 490,000 |
| ATP-031 (Neikirk, Itoh) | 150,000 |
| ATP-066 (Paul) | 130,000 |
| ATP-180 (Phillips) | 88,328 |
| ATP-392 (Powers, Miksad) | 139,000 |
| ATP-396 (Robertus) | 128,920 |
| ATP-334 (Rcchelle) | 105,000 |
| ATP-236 (Rowe) | 75,000 |
| ATP-458 (Sharma) | 120,000 |
| ATP-050 (Speitel, Georgiou) | 130,000 |
| ATP-552 (Speyer) | 180,500 |
| ATP-224 (Stearman, Powers) | 184,288 |
| ATP-167 (Stokoe, Wright) | 108,780 |
| ATP-488 (Stokoe) | 135,000 |
| ATP-362 (Szaniszlo) | 191,300 |
| ATP-514 (Tapley, Crawford) | 188,571 |
| ATP-076 (Tasch, Lee) | 137,912 |
| ATP-156 (Tesar, Malek) | 288,080 |
| ATP-485 (Tien, Rabenberg) | 110,000 |
| ATP-570 (Valvano, Hayes) | 245,135 |
| ATP-216 (Walser) | 170,000 |
| ATP-394 (Webber, Fox) | 228,000 |
| ATP-390 (Wehring) | 207,000 |
| ATP-406 (Welch, Rylander) | 201,250 |
| ATP-181 (Woodson) | 225,000 |
| ATP-239 (Wyllys, Rorvig) | 66,750 |
| ARP-532 (Abraham, Rahmeh) | 185,000 |
| ARP-350 (Bard, AJ) | 75,000 |
| ARP-012 (Bard, JF) | 44,631 |
| ARP-285 (Bash, Evans) | 140,000 |
| ARP-139 (Bengston) | 125,000 |
| ARP-063 (Bourell, Persad) | 159,000 |
| ARP-324 (Busch-Vishniac, Bryant) | 103,146 |

Transfers of Funds

RBC

ADVANCED RESEARCH AND ADVANCED TECHNOLOGY PROGRAMS (Continued)

To: Advanced Research/Technology Programs for:

| | |
|-----------------------------|-------------------|
| ARP-496 (Cameron) | 75,000 |
| ARP-166 (Campbell) | 167,000 |
| ARP-147 (Carlson) | 97,000 |
| ARP-509 (Carrera, Van Dam) | 50,000 |
| ARP-510 (Chan) | 200,000 |
| ARP-414 (Cowley) | 80,000 |
| ARP-513 (Crawford) | 141,177 |
| ARP-054 (Diehl, Lindblom) | 40,000 |
| ARP-226 (Fink) | 175,000 |
| ARP-254 (Folk) | 29,139 |
| ARP-263 (Fiuman) | 73,000 |
| ARP-108 (Goodenough) | 174,000 |
| ARP-284 (Greenberg, Klutke) | 59,477 |
| ARP-129 (Hayes, Diller) | 220,000 |
| ARP-502 (Hester) | 40,000 |
| ARP-292 (Jackson) | 140,000 |
| ARP-114 (Kleinman) | 75,000 |
| ARP-276 (Kodadek) | 80,000 |
| ARP-175 (Kuipers) | 147,110 |
| ARP-135 (Lam) | 113,306 |
| ARP-585 (Lambert, Sneden) | 110,000 |
| ARP-534 (Land) | 130,000 |
| ARP-075 (Lee, Banerjee) | 125,956 |
| ARP-404 (Lorenz) | 34,346 |
| ARP-083 (Mallouk) | 100,000 |
| ARP-312 (Marshek, Koen) | 138,896 |
| ARP-227 (Martin) | 100,000 |
| ARP-304 (Masada) | 100,000 |
| ARP-288 (Michl) | 150,000 |
| ARP-597 (Miksad) | 112,540 |
| ARP-065 (Misra) | 125,000 |
| ARP-152 (Munk) | 111,000 |
| ARP-294 (Neikirk) | 160,000 |
| ARP-512 (Nelson) | 143,360 |
| ARP-101 (Reis) | 50,000 |
| ARP-316 (Rogers) | 69,925 |
| ARP-341 (Rossky) | 50,000 |
| ARP-551 (Scalo) | 87,000 |
| ARP-173 (Schauer) | 71,239 |
| ARP-525 (Sclater) | 170,000 |
| ARP-016 (Sessler) | 90,000 |
| ARP-376 (Shih) | 175,000 |
| ARP-327 (Stoffa, Garmany) | 150,000 |
| ARP-562 (Telch) | 91,000 |
| ARP-441 (Tucker, O'Connor) | 170,000 |
| ARP-089 (Turpin) | 28,310 |
| ARP-455 (Varghese) | 132,850 |
| ARP-466 (Wheat) | 86,000 |
| ARP-277 (Whitcell, Davis) | 100,000 |
| | <u>16,087,938</u> |

THE UNIVERSITY OF TEXAS AT DALLAS

March 1, 1989

Dr. James P. Duncan
Executive Vice Chancellor
for Academic Affairs
The University of Texas System
601 Colorado Street
Austin, Texas 78701


Attn: System Budget Office

Dear Dr. Duncan:

The docket for the April 12, 1990 meeting of the Board of Regents is submitted for your recommendation and presentation to the Board.

I recommend approval.

Sincerely,


Robert H. Rutford
President

RHR:lc

THE UNIVERSITY OF TEXAS AT DALLAS

U. T. BOARD OF REGENTS' MEETING

APRIL 12, 1990

TABLE OF CONTENTS

| | <u>Page No.</u> |
|--|-----------------|
| Gifts from Private Donors and Foundations | D- 3 |
| Business Contracts for Services | D- 4 |
| Funds Coming In | |
| Trademark License Agreements | D- 5 |
| Patent License Agreements | D- 6 |
| Contracts and Grants for Research, Development, Clinical and Educational Services | D- 7 |
| Amendments to the 1990 Budget (including faculty and staff appointments and changes in status and transfers of funds within existing budget totals) | D- 8 |

THE UNIVERSITY OF TEXAS AT DALLAS

U. T. BOARD OF REGENTS' MEETING

APRIL 12, 1990

GIFTS FROM PRIVATE DONORS AND FOUNDATIONS

The following gifts have been received and are recommended for acceptance by the U. T. Board of Regents:

| <u>Donor</u> | <u>Purpose</u> | <u>Amount</u> |
|--|--|---------------|
| 1. Anonymous Donor | Contribution for Start Up Costs for Expansion of 4 year at UTD | \$ 300,000.00 |
| 2. Bayer AG Dr. Alex Dalhoff Koordination Biolog, Forschung/Antiinfektiva Postfach 101709 D-5600 Wuppertal 1 | Biology Program Fund Dr. Hans Bremer | 58,816.00* |
| 3. David Bruton Jr. Charitable Trust Daniel J. Kelly NCNB Texas National Bank P.O. Box 83000 Dallas, Texas 75283-0774 | Bruton Center for Development Studies School of Social Sciences | 100,000.00* |
| 4. Hillcrest Foundation c/o NCNB Texas National Bank Daniel J. Kelly Dallas 099 P.O. Box 83000 Dallas, Texas 75283-0774 | Caruth Chair School of Management | 150,000.00 |
| 5. Texas Instruments, Inc. Mr. Jerry Junkin President and CEO P.O. Box 660425 Dallas, Texas 75266 | Erik Jonsson School of Engineering and Computer Science | 66,000.00* |
| 6. United Way of Metropolitan Dallas 901 Ross Avenue Dallas, Texas 75202-1998 | Callier Center for Communication Disorders | 360,000.00 |

The following nonmonetary gifts have also been received:

| | | |
|---|---|--------------|
| 7. Robert D. Gleichenhaus 7602 Vinewood Court San Antonio, Texas 78209 | Wineburgh Philatelic Research Library Swiss Stamp Collection | 34,539.38*** |
| 8. Oryx Energy Company Mr. John Barnett Four NorthPark East 5656 Blackwell Dallas, Texas 75221-2880 | Geoscience Program Isotope Analyzer | 85,000.00*** |

*No letter of transmittal from the donor

***Noncash gift - other. The amount stated is the estimated value on the date of receipt by the institution.

THE UNIVERSITY OF TEXAS AT DALLAS

U. T. BOARD OF REGENTS' MEETING

APRIL 12, 1990

BUSINESS CONTRACTS FOR SERVICES

(FUNDS COMING IN)

The following contracts have been awarded, have been administratively approved by the appropriate Executive Vice Chancellor, and are recommended for ratification by the U. T. Board of Regents:

1. Agency: Adolph's Vending Service
Funds: Percentage varies for individual items
Period: January 1, 1990 through December 31, 1990
Title/Description: Adolph's Vending Service agrees to supply vending machines on campus
2. Agency: DeltaMed Managment Corporation,
a Texas Corporation
Funds: \$28,571.13
Period: October 1, 1989 through December 31, 1990
Title/Description: Lease approximately 7,280 square feet in Advanced Technology Innovation Center
3. Agency: Direct Communications, Inc.
an Oklahoma Corporation
Funds: \$9,570.00
Period: December 1, 1989 through November 30, 1990
Title/Description: Lease approximately 1,740 square feet in Advanced Technology Innovation Center
4. Agency: Musick International, Inc.
a Texas Corporation
Funds: \$12,230.88
Period: April 1, 1990 through March 31, 1992
Title/Description: Lease approximately 1,111.9 square feet in Advanced Technology Innovation Center
5. Agency: Jeanette W. Nordstrom,
DBA Nordstrom Communications
a sole proprietorship
Funds: \$4,338.42
Period: February 1, 1990 through January 31, 1991
Title/Description: Lease approximately 824.61 square feet in Advanced Technology Innovation Center
6. Agency: Radiant Technologies, Inc.
a Delaware Corporation
Funds: \$497.76
Period: August 1, 1989 through January 31, 1990
Title/Description: Lease approximately 181 square feet in Advanced Technology Innovation Center
7. Agency: Waterview Park, Ltd.
Funds: \$0
Period: January 1, 1990
Title/Description: Certificate of Substantial Completion on the Waterview Park Apartments project
8. Agency: Xerox Corporation
Funds: As Per Contract
Period: December 1, 1989 through November 30, 1990
Title/Description: Extension of contract to procure the services of Xerox Corporation to equip, operate, and staff a copy center facility in the McDermott Library.

THE UNIVERSITY OF TEXAS AT DALLAS

U. T. BOARD OF REGENTS' MEETING

APRIL 12, 1990

TRADEMARK LICENSE AGREEMENTS

The following agreements have been awarded and are recommended for approval by the U. T. Board of Regents. All product approvals are in accordance with Paragraphs 10.1(C) and (D) and 11.1 of the Trademark Agreement.

1. Licensee: Angelus Pacific Company
Fullerton, California 92632
Fee-Royalty: 6%
Period: January 1, 1988 through December 31, 1992
Description: Decals, Stickettes, and Bumper Stickers
2. Licensee: Collegiate Pacific Company
Roanoke, Virginia 24006
Fee-Royalty: 6%
Period: January 1, 1989 through December 31, 1992
Description: Wearing apparel, which includes all types of clothing, hats/caps, footwear and hosiery; and pennants, and pillows

THE UNIVERSITY OF TEXAS AT DALLAS

U. T. BOARD OF REGENTS' MEETING

APRIL 12, 1990

PATENT LICENSE AGREEMENTS

The following agreement has been awarded and is recommended for approval by the U. T. Board of Regents:

1. Licensee: Mallinckrodt, Inc.
St. Louis, Missouri 63134
Fee-Royalty: \$20,000, 7%
Period: November 20, 1989 through November 19, 2004
Description: Products falling within the scope of Gadolinium DOTA which is covered by Patent Number 4,639,365.

THE UNIVERSITY OF TEXAS AT DALLAS

U. T. BOARD OF REGENTS' MEETING

APRIL 12, 1990

CONTRACTS AND GRANTS FOR RESEARCH, DEVELOPMENT, CLINICAL AND EDUCATIONAL SERVICES

Since the Docket for the previous meeting of the U. T. Board of Regents, the following activity has taken place with regard to Contracts and Grants for Research, Development, Clinical and Educational Services:

- I. Non-Governmental Contracts and Grants (Funds Coming In)
 - a. 1990 D 36-43 Number of Initial Grant and Contract Awards
\$ 129,469 Value of Awards
 - b. 1990 D 44-45 Number of Fiscal Amendments to Grant and Contract Awards (Increasing or Decreasing by \$10,000)
\$ 68,855 Total of Increased Funding
\$ None Total of Reduced Funding
- II. Non-Governmental Contracts and Grants (Funds Going Out)
 - a. 1990 D 46-47 Number of Initial Grant and Contract Awards
\$ 27,047 Value of Awards
 - b. 1990 D 48 Number of Fiscal Amendments to Grant and Contract Awards (Increasing or Decreasing by \$10,000)
\$ 110,596 Total of Increased Funding
\$ None Total of Reduced Funding
- III. State and Local Government Contracts and Grants (Funds Coming In)
 - a. 1990 D 49 Number of Initial Grant and Contract Awards
\$ 27,261 Value of Awards
 - b. None Number of Fiscal Amendments to Grant and Contract Awards (Increasing or Decreasing by \$10,000)
\$ None Total of Increased Funding
\$ None Total of Reduced Funding
- IV. State and Local Government Contracts and Grants (Funds Going Out)
 - a. 1990 D 50 Number of Initial Grant and Contract Awards
\$ 3,500 Value of Awards
 - b. None Number of Fiscal Amendments to Grant and Contract Awards (Increasing or Decreasing by \$10,000)
\$ None Total of Increased Funding
\$ None Total of Reduced Funding
- V. Federal Government Contracts and Grants (Funds Coming In)
 - a. 1990 D 51-53 Number of Initial Grant and Contract Awards
\$ 130,529 Value of Awards
 - b. 1990 D 54-61 Number of Fiscal Amendments to Grant and Contract Awards (Increasing or Decreasing by \$10,000)
\$ 510,455 Total of Increased Funding
\$ None Total of Reduced Funding
- VI. Federal Government Contracts and Grants (Funds Going Out)
 - a. None Number of Initial Grant and Contract Awards
\$ None Value of Awards
 - b. None Number of Fiscal Amendments to Grant and Contract Awards (Increasing or Decreasing by \$10,000)
\$ None Total of Increased Funding
\$ None Total of Reduced Funding

THE UNIVERSITY OF TEXAS AT DALLAS
 U. T. BOARD OF REGENTS' MEETING
 APRIL 12, 1990

AMENDMENTS TO THE 1990 BUDGET

The term "rate" for academic institutions is the full-time nine-month base rate and for health institutions is the full-time twelve month base rate; for all other personnel it is the full-time rate, the appointee receiving a proportionate amount depending upon the fraction of time for which he is appointed and the period of his appointment. Source of funds for payment of salaries, unless otherwise shown, is the departmental salaries account.

| <u>Item, Department, Title, Name</u> | <u>Effective Date</u> | <u>% Time</u> | <u>Full-time Salary</u> | | <u>RBC</u> |
|---|----------------------------|---------------|-------------------------|-------------|------------|
| | | | <u>No. Mos.</u> | <u>Rate</u> | |
| <u>APPOINTMENTS, PROMOTIONS, AND SALARY INCREASES</u> | | | | | |
| GENERAL ADMINISTRATION AND STUDENT SERVICES | | | | | |
| Budget Office | | | | | |
| 1. Cheryl E. O'Steen | | | | | D6 |
| From: Director of Budgets | | 100 | 12 | 46,100 | |
| To: Director of Budgets | 1/1 | 100 | 12 | 52,000 | |
| Source of Funds: | | | | | |
| \$30,734 | Budget Office | | | | |
| 3,933 | Unallocated GASS | | | | |
| <u>\$34,667</u> | Total Salary | | | | |
| RESIDENT INSTRUCTION | | | | | |
| Interdisciplinary Department | | | | | |
| 2. Claud S. Rupert | | | | | D5 |
| From: Professor | | 50 | 9 | 72,700 | |
| To: Professor | 9/1 | 50 | 9 | 76,335 | |
| School of Arts and Humanities | | | | | |
| 3. Dennis M. Kratz | | | | | D9 |
| From: Professor | | 100 | 9 | 47,800 | |
| To: Professor | 1/16 | 100 | 9 | 49,000 | |
| PHYSICAL PLANT | | | | | |
| Plant Support Services | | | | | |
| 4. Delbert C. Overstreet | | | | | D7 |
| From: Director of Physical Plant | | 100 | 12 | 62,700 | |
| To: Director of Physical Plant | 1/1 | 100 | 12 | 66,000 | |
| Source of Funds: | | | | | |
| \$41,800 | Plant Support Service | | | | |
| 2,200 | Unallocated Physical Plant | | | | |
| <u>\$44,000</u> | Total Salary | | | | |

THE UNIVERSITY OF TEXAS AT DALLAS

U. T. BOARD OF REGENTS' MEETING

APRIL 12, 1990

AMENDMENTS TO THE 1990 BUDGET
(Continued)

TRANSFERS OF FUNDS

RBC

ADVANCED RESEARCH AND ADVANCED TECHNOLOGY PROGRAMS

5. Amount of Transfer: \$1,399,129

D10

| | |
|--|--------------|
| From: Allocation of General Revenue by Coordinating Board | \$ 1,399,129 |
| To: TARP - School of Engineering and Computer Sciences (Harper) | \$ 88,719 |
| TARP - Center for Lithospheric Studies (Presnall) | 180,000 |
| TARP - Biology Program (Miller) | 146,890 |
| TARP - School of Human Development (Crandall) | 57,082 |
| TARP - School of Human Development (Spence) | 100,000 |
| TARP - School of Natural Sciences and Mathematics (Hunt) | 109,584 |
| TARP - Center for Lithospheric Studies (Aiken) | 150,000 |
| TARP - School of Social Sciences (Shukla) | 51,000 |
| TATP - Center for Applied Optics (Cantrell) | 38,391 |
| TATP - School of Engineering and Computer Sciences (Wetzel) | 173,332 |
| TATP - School of Engineering and Computer Sciences (Wetzel) | 177,500 |
| TATP - School of Engineering and Computer Sciences (Linebarger) | 126,631 |

TOTAL

\$ 1,399,129

Transfer funds to establish budgets for various Coordinating Board Advanced Research/Technology program projects as awarded by competitive review.

AMENDMENTS TO THE 1990 BUDGET
(Continued)

TRANSFERS OF FUNDS

RBC

SPECIAL ITEMS
TEXAS COLLEGE WORK STUDY

6. Amount of Transfer: \$8,665

D8

From: Coordinating Board Appropriation

To: Texas College Work Study, Wages

Additional appropriation for College Work Study - \$1,422. Original allocation was \$7,243.

THE UNIVERSITY OF TEXAS AT EL PASO

March 1, 1989

Dr. James P. Duncan
Executive Vice Chancellor
for Academic Affairs
The University of Texas System
601 Colorado Street
Austin, Texas 78701

Attn: System Budget Office

Dear Dr. Duncan:

The docket for the April 12, 1990 meeting of the Board of Regents is submitted for your recommendation and presentation to the Board.

I recommend approval.

Sincerely,



Diana S. Natalicio
President

DSN:ia

THE UNIVERSITY OF TEXAS EL PASO
U. T. BOARD OF REGENTS' MEETING
APRIL 12, 1990

TABLE OF CONTENTS

| | <u>Page No.</u> |
|---|-----------------|
| Gifts from Private Donors and Foundations | EP- 3 |
| Substantive Catalog Changes | EP- 4 |
| Business Contracts for Services | EP-17 |
| Funds Coming In | |
| Funds Going Out | |
| Construction Contracts of \$300,000 or Less | |
| Standard Affiliation Agreements | EP-18 |
| Standard Easements | EP-19 |
| Trademark License Agreements | EP-20 |
| Contracts and Grants for Research, Development, Clinical and Educational Services | |
| Foreign (Funds Coming In and/or Funds Going Out) | EP-21 |
| All Others | EP-22 |
| Amendments to the 1990 Budget | EP-23 |
| (including faculty and staff appointments and changes in status and transfers of funds within existing budget totals) | |

THE UNIVERSITY OF TEXAS EL PASO

U. T. BOARD OF REGENTS' MEETING

APRIL 12, 1990

GIFTS FROM PRIVATE DONORS AND FOUNDATIONS

The following nonmonetary gifts have been received and are recommended for acceptance by the U. T. Board of Regents:

| <u>Donor</u> | <u>Purpose</u> | <u>Amount</u> |
|--|--|---------------|
| 1. Penn, Hills and Turner Attn: Ms. Stephana Meek, Secretary 223 West Wall, Suite 711 Midland, Texas 79701 | Extensive collection of Well Logs, Well Descrip- tions, Reports, Maps, and Equipment for the Geology Department | 37,770.00*** |
| 5. Hewlett-Packard Company Attn: Mrs. Barbara D. Williams Equipment Gift Coordinator P.O. Box 10301-M/S 20AH Palo Alto, CA 94303-0890 | One (1) HP 54501A Digitizing Oscilloscope One (1) HP 2225A Thinkjet Printer One (1) HP 10833A 1 Meter HP-IB Cable for the Electrical Engineering Department | 48,480.00*** |

***Noncash gift - other. The amount stated is the estimated value on the date of receipt by the institution.

THE UNIVERSITY OF TEXAS EL PASO

U. T. BOARD OF REGENTS' MEETING

APRIL 12, 1990

SUBSTANTIVE CATALOG CHANGES

The following listing summarizes the substantive changes proposed to the catalog of The University of Texas at El Paso. These catalog changes have been administratively approved by the appropriate Executive Vice Chancellor.

Undergraduate Catalog for 1990-91

| <u>Page Number(s)</u> | <u>Summary of Proposed Substantive Change</u> |
|-----------------------|---|
| 31 | Policy change referencing to an exemption for Mexican students from paying International Student Admission fee. |
| 24 | New policy requiring all regularly admitted students to demonstrate adequate English ability enabling them to successfully pursue University-level work. |
| 22-23 | It is clarified that transfer students who do not have a "C" average, but who meet SAT or ACT scores requirements will be considered for admission on academic probation. |
| 23-24 | It is clarified that transient students must have earned at least 12 hours of "C" or better with an overall "C" average. |
| 25 | The schedule for the number of hours full-time and part-time undergraduate students need to accumulate to be eligible for financial aid shows a decrease for the third and fourth years for full-time students (78 to 72 and 108 to 93) for the fifth through ninth years for part-time students (63 to 60; 78 to 72; 93 to 84; 108 to 96; and 123 to 108). |
| 27 | Deletion of section stating that non-degree seeking students enrolled without a baccalaureate but with more than 150 credit hours may receive Guaranteed Student Loan assistance only. |
| 26 | Policy change indicating that work-study students must now be enrolled at the University on a full-time basis. |
| 26 | New policy stating that all students who are to receive a long-term loan must now attend a pre-loan counseling session prior to actual receipt of the loan. |
| 27 | Policy change indicating the interest charged for Student Book Loan is to be 10% per year and not \$10 per year. |
| 27 | Policy change indicating that the Teacher Education Loan Program is no longer in existence. |
| 27 | New Policy stating that individuals requesting a Military Service Veterans Waiver must submit a Need Analysis Form in order to determine if they are eligible for other federally funded grant programs, even though the Waiver itself is not need-based. |

THE UNIVERSITY OF TEXAS EL PASO
U. T. BOARD OF REGENTS' MEETING
APRIL 12, 1990

SUBSTANTIVE CATALOG CHANGES
(Continued)

- 27-28 New policy stating that for applicants for Presidential, Clardy Fox, Stevens, University Endowed, and Guaranteed University scholarships, who meet all of the "starred" requirements (SAT or ACT scores, rank in graduating class, and high school GPA) will be considered for Presidential Endowed Scholarships.
- 30 Change in tuition costs indicating that Texas resident tuition has increased from \$16 per semester hour with a minimum assessment of \$100 for 6 semester hours to \$18 per semester hour with a minimum assessment of \$100 for 5 semester hours. In the Fall, 1991 session, it will increase again to \$20 per semester hour with a minimum assessment of \$100 for up to 5 semester hours.
- 30 Change in Mandatory Fee amount showing that the Student Services Fee has increased from \$6.50 per semester hour (\$78 maximum) to \$7.50 per semester hour (\$90 maximum).
- 30 New Mandatory Fee assessment for a Student Union Fee of \$15 per long semester to assist in the maintenance and operation of the Union Building.
- 30-31 New Lab and Fine Arts Fee (some of these courses are new to the inventory): Lab Fees--ARTG 3216, 3326, 3416; CHEM 1261; GEOL 3380, 3533, 4505, 3520, 3525, 3573, 3575, 3578, 3579, 3595; MC 3201, 3302, 3305, 3406, 33-4, 3330, 3351, 3353, 3407, 3307 (was JOUR 3307, which had a \$15 fee instead of the \$10 fee for MC 3307); MET 3413, PSCI 3101. Fine Arts Fee--ART 3593; ARTE 3501, 3511, 3522, 3597, 3598, 3599; ARTG 3550; CERM 3550; DRAW 3550; MTL5 3550; PNTG 3550; PRNT 3550; SCUL 3550.
- 30-31 Increases in Lab Fees: BIOL 1215, 1217, 1319, 2423, 3498, 3502 (from \$8 to \$30); MET 4304, 4306, 4307, 4405, 4417 (from \$6 to \$10); NURS 3302, 6306, 7371, 7410, 7411, 7471, 7472 (from \$4 to \$10); NURS 7303 (from \$4 to \$20); NURS 7302, 7370 (from \$4 to \$30); PSYC 1321, 1322 (from \$3 to \$10); PSYC 3523 (from \$5 to \$20).
- 30-31 Decreases in Lab Fees: GEOL 1101, 1102, 3542, 3545, 4320 (from \$8 to \$4).
- 31-32 Statement explaining the new methods of payment for tuition and fees: MasterCard and VISA are now accepted (Graduate Catalog adds Discover).
- 32 Deletion of policy which states that students on scholarships, financial aid, or other third-party programs must make full payment of tuition and fees at the time of registration if the award is sufficient to cover the assessed amount.
- 32 New policy statement indicating that refunds of tuition and fees for students who owe balances in a deferred payment plan will be credited to the student's account.

THE UNIVERSITY OF TEXAS EL PASO

U. T. BOARD OF REGENTS' MEETING

APRIL 12, 1990

SUBSTANTIVE CATALOG CHANGES
(Continued)

- 32,33,34,35 New policy statement expanding and revising the Residency Regulations section. The following are major additions and changes:
- a. Section on residency of a minor or dependent expanded to include rules covering the divorce of parents and custody by court order.
 - b. The section covering the residency of individuals over 18 has been expanded to include rules governing the establishment of residence, dependents over 18, re-establishment of residence, reclassification (an expansion of the old official change of residence status section), and loss of residence.
 - c. Section added on the residency of students enrolled in ROTC programs.
 - d. Section added describing how the legal residence of persons in military service is determined.
 - e. Section added describing student responsibilities (Oath of Residency) and penalties if a student is erroneously classified as a resident.
 - f. Section added describing consequences of reclassification as a non-resident and as a resident.
- 50 Policy change for Policies and Procedures Chapter, General Requirements for Undergraduate Degrees Section, requiring that all freshman-level courses must be completed before a student completes 90 semester hours. Otherwise, no credit will be granted toward the degree, even though the courses must be completed. Academic deans no longer have the option of waiving the loss of credit penalty.
- 46 New policy stating that students may now receive permission to be absent from class for the observance of religious holy day, if they have so notified the instructor in writing no later than the 15th day of the academic term. They will be permitted to take missed examinations and complete assignments.
- 47 New policy stating that non-degree students do not need College approval to take courses on a pass/fail basis; such credits will not, however, be accepted for a degree at a later time.
- 47 New policy for Rules governing reservation of work by undergraduates for graduate credit have been added to the undergraduate catalog.
- 47-48 New policy stating that students may now receive credit for various Spanish courses by passing CLEP tests. They must also take the Departmental Examination. If the course into which they place is completed with a "C" or better, they will receive credit for the prerequisite course.

THE UNIVERSITY OF TEXAS EL PASO

U. T. BOARD OF REGENTS' MEETING

APRIL 12, 1990

SUBSTANTIVE CATALOG CHANGES
(Continued)

- 50 New policy indicating that students who have not earned at least three hours of college credit prior to Fall, 1989 must take the Texas Academic Skills Program (TASP) test in reading, writing, and mathematics before they have completed 15 hours of college-level courses and must have performed satisfactorily on all parts of the test before they may enroll in upper-division courses that would give them 60 or more hours of college-level credit.
- 50 Change in policy indicating that students may now follow specific course and degree requirements of a given Catalog for up to 7 years instead of 6 years.
- 50 Change in policy stating that students may now count more than six one-hour courses toward completion of the minimum total hours required for a degree, if degree requirements specify more.
- 51 New policy allowing students already enrolled at U. T. El Paso to be admitted to the University Honors Program, if they have a cumulative GPA of 3.3.
- 51 Change in policy indicating that students no longer must complete at least 9 hours of honors courses by the end of the sophomore year to remain in the University Honors Program.
- 51 New policy which adds a paragraph stating that the use, possession, or sale of any illegal drugs on campus is prohibited and specifying penalties for such infringements.
- 52 New policy which adds a section describing hazing and stating that it is illegal.
- 52 New policy explaining the new penalties that may be imposed by the Dean of Students in conjunction with disciplinary procedures, including withholding of grades and revocation of degree and withdrawal of diploma.
- 52 Change in policy stating that students no longer must submit proof of immunization against polio.
- 56 Change in policy for business students who must now file a degree plan when they choose the Pre-Business major, instead of waiting until they select a major option.
- 56 Change in policy making advising for Business students mandatory, but only for those who have selected a major option.
- 56 Change in policy stating that Business students must now have a 2.0 cumulative GPA before enrolling in upper-division business courses.
- 57 New policy implemented by the College of Business which stipulates that a number of business and non-business foundation courses must be completed with a grade of "C" or better.

THE UNIVERSITY OF TEXAS EL PASO
U. T. BOARD OF REGENTS' MEETING
APRIL 12, 1990

SUBSTANTIVE CATALOG CHANGES
(Continued)

- 57 Change in Accounting Degree Plan whereby Accounting 3402 (Advanced Accounting) is now required in the Accounting major option; the number of electives has thus been reduced to 3.
- 57 Change in Degree Plan whereby Real Estate is no longer a major option; instead, it is offered as a concentration under both Finance and Marketing.
- 66-67 Change in policy where students graduating in Fall, 1991 or later will no longer be able to receive a Bachelor of Science Degree in Education. Catalog tells students to contact College of Education or the Academic Advising Center. Similar wording appears on page 57 (College of Business Administration); page 67 (Elementary and Secondary Education minors in the B.A.); page 96 (Teacher Certification section in the College of Liberal Arts introduction); page 114 (Languages and Linguistics); page 122 (Major in Music Education); page 146 (B.S. in Speech, Hearing, and Language Disorders); and page 150 (College of Science). Business students are told to contact the College of Business Administration as well as the College of Education; Languages and Linguistics students are sent to their department; and College of Science students are asked to contact the Assistant Dean of Science.
- 66 Change in policy whereby a passing score on the Texas Academic Skills Program (TASP) test is now accepted for admission to teacher certification programs along with the Pre-Professional Skills Test (P-PST). Similar wording appears on page 66-68 (Elementary and Secondary Education minors in the B.A. degree); page 96 (Teacher Certification section in College of Liberal Arts introduction); pages 98-101 (BFA degree with All-Levels Art Certification and B.A. degree in Art Education); page 122 (Major in Music Education); and page 146 (B.S. in Speech, Hearing, and Language Disorders).
- 66 Change in Degree Plan whereby SPED 3425 (Special Education for the Classroom Teacher) has been added as a prerequisite for student teaching at the elementary level; RED 3340 (Developmental Education in the Elementary School) and 3441 (The Diagnostic Teaching of Reading) have been deleted.
- 66 Change in Degree Plan whereby SPED 3425, ELED 3307 (Multicultural Education in the Elementary School) and 3406 (Diagnosis and Remediation in Teaching mathematics()) and RED 3340 have been added as prerequisites for student teaching in All-Levels Art; ARTE 3322 (Methods of Teaching Art) has been deleted.
- 66 Change in Degree Plan whereby ELED 3302 (Curriculum Planning and Evaluation in the Elementary School) has been added as a prerequisite for student teaching in All-Levels Music.

THE UNIVERSITY OF TEXAS EL PASO

U. T. BOARD OF REGENTS' MEETING

APRIL 12, 1990

SUBSTANTIVE CATALOG CHANGES
(Continued)

- 66 New policy statement for initial Texas Teacher Certification, all applicants must now provide proof of U. S. citizenship or proof of intent to become a citizen.
- 66,67,68,69,70 Changes in Degree Plan where the computer requirement in all education degree plans is now to be filled by EDEC 3210 (Introduction to Educational Computing) instead of CS 3110.
- 67-68 Changes in Degree Plan where SPAN 3309 (The Structure of Spanish for Teachers) is now required instead of SPAN 3402 in the Bilingual Education teaching field at the elementary and secondary levels and in the Spanish teaching field at the elementary level.
- 67 Change in Degree Plan where the number of hours in the Mathematics teaching field at the elementary level has been increased from 16 to 19 to reflect the addition of MATH 3203 (Classroom Mathematics I) to the list of required courses.
- 71 Change in Degree Plan whereby students who have a Bachelor's degree and who are seeking elementary certification must now take 6 hours of educational psychology instead of 3.
- 71 Change in Degree Plan indicating that students, who have a Bachelor's degree and are seeking All-Levels PE with elementary and secondary certification, must now take 43 hours of physical education courses instead of 36.
- 79 Change in Degree Plan indicating the number of hours required for the B.S. in Civil Engineering has been increased from 133 to 135 to reflect the addition of CE 3488 (Senior Design) as a required course and the deletion of CE 1334 (Materials Laboratory).
- 80 Changes in Degree Plan indicating that the B.S. in Computer Science degree plan has undergone the following changes:
- a. EE 3484 (Probabilistic Methods in Engineering and Science) is now accepted as an alternative to MATH 3330 (Probability);
 - b. 6 hours of humanities and social science electives have been added to the degree plan (to accommodate this addition, MATH 3226 [Differential Equations] and a technical elective have been deleted);
 - c. an additional technical elective has been replaced by IE 3389 (Deterministic Operations Research); and
 - d. CS 3350 (Automata, Computability, and Formal Languages) has replaced EE 3473 (Minicomputers)

THE UNIVERSITY OF TEXAS EL PASO

U. T. BOARD OF REGENTS' MEETING

APRIL 12, 1990

SUBSTANTIVE CATALOG CHANGES
(Continued)

- 83 Change in Degree Plan indicating the required number of hours for the B.S. in Metallurgical Engineering be reduced from 135 to 134 to reflect the deletion of MET 1203 (Materials Science Lab)
- 94 Change in Degree Plan indicating the number of hours required for the Bachelor of Arts degree have been increased from 125 to 128 to reflect the fact that 3 hours of credit instead of 2 are now being awarded for each of the three courses in the Western Cultural Heritage sequence.
- 94 Change in Degree Plan indicating a minor in Geography is no longer available within the B.A. degree.
- 94-95 Change in Degree Plan indicating that Metals has been added as a possible minor in the Bachelor of Fine Arts degree.
- 103 The Department of Communication has deleted the B.A. with a major in Broadcasting. It is no longer offered.
- 103 Change in Degree Plan due to the ending of the Broadcast degree, a number of changes in the Journalism degree occurred. Several courses in both broadcasting and journalism were deleted from the inventory; others were renumbered and/or had their course descriptions changes. All journalism and broadcasting courses are now listed as mass communication (MC) courses. The Journalism degree is now divided into three categories of requirements: Mass Communication Core Courses, Advanced Preparation (both required of all students), and three Professional Options (these replace the Emphasis Areas in the previous catalog).
- 103 Change in Degree Plan adjusting the minors in communication to reflect the changes in course offerings.
- 106-107 Change in Degree Plan allowing English 3322 and/or 3212 (English Literature) may now be counted in the literature minor with the permission of the Department Chair.
- 114 Change in Requirements for all students who wish to take Spanish courses and who have not taken Spanish at the college level (not just those who haven't taken it at UTEP) must take the placement exam or be granted a waiver. Native speakers of Spanish must take the placement exam if they are literate in Spanish.
- 113 Change in Degree Plan which allows either History 3344 (Central America and the Caribbean), 3347 (South America since 1810), or 3350 (The Mexican Revolution) may be counted toward the various options in the B.A. in Latin American Studies in place of History 3345 (Latin America: Reform and Revolution), which has been deleted from the inventory.

THE UNIVERSITY OF TEXAS EL PASO

U. T. BOARD OF REGENTS' MEETING

APRIL 12, 1990

SUBSTANTIVE CATALOG CHANGES
(Continued)

- 120-121 Change in policy granting credit for ROTC Basic Course for participation in high school ROTC directly by the Professor Military Science (PMS) instead of by the Liberal Arts Dean on the recommendation of the PMS.
- 120-121 Change in policy stating that students must be U.S. citizens to enroll in ROTC.
- 120-121 Change in policy requiring that ROTC students must have a cumulative 2.0 GPA to enroll in advanced Military Science courses.
- 122 New Degree Option called Keyboard Performance Pedagogy in the Performance major (Department of Music).
- 122 Change in Degree requirement in that Music students majoring in Theory and Composition now must take 4 hours of MUST 2219 (Introduction to Composition) and 17 additional upper-level hours.
- 131 Change in policy in the section describing policies for the granting of credit for Religious Studies courses having been deleted. Such courses are not currently being offered.
- 141 New Policy for Nursing Program describing that before a Nursing student may be admitted to the 5th semester of the Nursing program, he or she must demonstrate mastery of drug calculation at the 90% level.
- 141 Change in policy requiring Nursing students to have a liability insurance coverage of at least \$3,000,000 for each claim, instead of \$1,000,000.
- 143 Change in Degree Plan permitting 66 hours (instead of 60 hours) earned in a certified Allied health professional's associate degree program to be counted toward the B.S. in Allied Health.
- 144 New policy stating that students pursuing a B.S. in Medical Technology must complete all Medical Technology courses with grade of "C" or better. Those earning less than a "C" may not enroll in the next higher course until the prerequisite course has been repeated and passed with a "C" or better.
- 144-145 New policy stating that all work performed by Medical Technology students during the clinical practicum must be under the direct supervision of clinical faculty and countersigned by them.
- 146 Change in Degree Plan requiring 129 hours for the B.S. in Speech, Hearing, and Language Disorders, instead of 1342. The language requirement (or American Sign Language) and the computer science requirement have been deleted. Nursing 3313 (Human Pathophysiology) and Allied health Sciences 3305 (Computerized Systems for Health Professionals) have been added as required courses.

THE UNIVERSITY OF TEXAS EL PASO

U. T. BOARD OF REGENTS' MEETING

APRIL 12, 1990

SUBSTANTIVE CATALOG CHANGES
(Continued)

- 150 Change in Degree Plan requiring CS 4120 (Computer Programming for Scientists and Engineers) is now required for the B.S. degrees in Biological Sciences and Microbiology.
- 155 Change in Degree Plan adding Chemistry 2261-1261 (The Periodic Table) to the inventory and to the list of courses required for the B.S. in Chemistry; the number of elective advanced hours in Chemistry have been reduced to 3.
- 165 New policy statement in catalog now states that University Honors Program students must complete at least 3 hours of honors courses in the following areas: English, History, Political Science, and Science. Honors students who place beyond English 3112 must complete an honors sophomore or upper-division course.

GRADUATE CATALOG FOR 1990-1991

- 17 New requirement that all applicants, not just international students, are to have Immunization records.
- 20 Procedural change which exempts students from Mexico from being charged the \$50 International Student Admission Fee.
- 11 An Entrance Exam Option, Miller's Analogy Test (MAT) has been added for applicants to M.S. in Nursing.
- 11 Requirement change for applicants to the Departments of Languages and Linguistics and Geological Sciences by which they must no longer take the relevant subject matter sections of the Graduate Record Examination (GRE).
- 13 Change in policy that the Grade of I (Incomplete) is now included among grades not counted in the grade point average (GPA).
- 13 New policy statement that in appropriate courses, a standard grade (A, B, etc.) may now be assigned instead of a P (in progress) to a student enrolled in a graduate internship course.
- 13-14 New policy statement regarding Academic Standing: High grades in courses outside the major and minor cannot be used to bring up these averages.
- 13-14 New policy indicating that Post-baccalaureate students will be placed on academic probation if their cumulative GPA drops below 2.5. They must bring their GPA up to 2.5 by the end of their next 9 credit hours of enrollment or be dismissed from the University.
- 14 Change in policy stating that work done in extension classes may no longer be counted for graduate credit.

THE UNIVERSITY OF TEXAS EL PASO

U. T. BOARD OF REGENTS' MEETING

APRIL 12, 1990

SUBSTANTIVE CATALOG CHANGES
(Continued)

- 14 Change in policy stating that during the first semester of graduate study, each student must now submit to the Graduate Dean a Preliminary Program of Study signed by the Graduate Advisor and showing the courses that must be completed prior to graduation. During the final semester of graduate study, the student must submit a Final Program of Study signed by the Graduate Advisor and showing the courses taken and the courses that will be completed during the last semester of graduate study.
- 16 Change in Degree requirement under the General Requirements Section: Up to 9 hours of 3300 and 3400-level courses may be counted toward the major or minor in the Master of Science instead of 6 hours.
- 17 (This section, "Bad Checks" was not in the 1987-89 Graduate Catalog. It was inserted from page 52 of the 1989-91 Undergraduate Catalog (Page 43 of the 1987-89 Catalog), but was revised since the publication of the 1989-91 Undergraduate Catalog. New penalties: If a student pays for tuition and fees with a bad check and doesn't pay the University the amount due (plus a returned check fee) within five class days after receiving written notice, the following penalties may be imposed: (a) a bar against readmission for the student; (b) withholding of the student's grades and official transcript; (c) withholding of a degree to which the student otherwise would be entitled.
- 19 Change in Tuition: Non-Resident/International Student tuition increased from \$120 per semester hour to \$122, for the period Fall, 1989 through Summer, 1991.
- 20 Change in Library Fees: Fines may be assessed up to a maximum of \$10.00. If a student loses a book, he or she now must pay a \$10.00 processing fee and any fines accrued, as well as the replacement cost of the book.
- 20-21 New Methods of Payment: Students may now pay tuition and fees with Discover Cards as well as with MasterCard and Visa. All credit card authorizations will be verified at the time of registration.
- 20-21 New Methods of Payment: Students now have only two payment options: (1) full payment at the time of registration and (2) one-half payment at the time of registration and the other two quarters due in equal installments by the sixth and eleventh week of classes.
- 32, 33, 34 Changes in Master of Accountancy (M.Acc.):
- a. New admissions requirements have been specified, including a bachelor's degree from an accredited U.S. institution (or equivalent training at a foreign institution); competency in quantitative

THE UNIVERSITY OF TEXAS EL PASO
U. T. BOARD OF REGENTS' MEETING
APRIL 12, 1990

SUBSTANTIVE CATALOG CHANGES
(Continued)

methods; a satisfactory score on the Graduate Management Admissions Test (GMAT) (Specific scores listed); and a 2.7 GPA in all previous undergraduate and graduate work (for unconditional admission).

b. Common Body of Knowledge may now count toward the M.Acc. instead of being a prerequisite for admission to the program. Some undergraduate courses in accounting, economics, and business law, as well as a quantitative methods requirement, added as possible ways of fulfilling the Common Body requirements.

c. A number of undergraduate accounting courses that were prerequisite to the M.Acc. may now be counted toward the degree.

d. Course requirements for the four accounting options (general, tax, financial accounting/auditing, and managerial) are now specified in great detail.

34

Changes in the Master of Business Administration

a. All students enrolling in graduate business courses (not just unclassified students) must now have the approval of the Graduate Advisor.

b. Competency in quantitative methods added to admissions requirements.

c. Satisfactory GMAT scores specified.

d. 2.7 GPA specified for unconditional admission.

e. Common Body of Knowledge may now count toward the MBA instead of being prerequisite. Quantitative methods added to Common Body (previously listed as a required course) and Business Communications Management deleted. Computer applications and production management courses moved from this Common Body to required graduate courses.

f. The professional report is now an elective instead of a requirement (also true of joint MBA/MPA option).

g. Final oral examination no longer required.

34-35

Change in Joint MBA/MPA Option: Numbers of hours required has increased from 24 to 27 for both MBA and MPA courses.

35-36

Changes in the M.A. Degree in Economics:

a. New prerequisites specified, including a bachelor's degree, general competency in quantitative methods, satisfactory GRE scores and GPA, and some changes in prerequisite courses.

b. Advanced Quantitative Methods in Economics added as a required course.

THE UNIVERSITY OF TEXAS EL PASO
U. T. BOARD OF REGENTS' MEETING
APRIL 12, 1990

SUBSTANTIVE CATALOG CHANGES
(Continued)

- c. Thesis, non-thesis, and interdisciplinary options specified in detail.
- 39-45 New Admission Requirement for Education Degrees: For admission to both the Master of Arts in Education and the Master of Education programs, a satisfactory GRE score is now required.
- 48-49 Changes in M.S. in Computer Science:
- a. 24 hours of course work instead of 27 now required in the thesis option.
- b. Electrical Engineering and Computer Science graduate students may now interchange the graduate projects courses (EE and CS 3596 and 3597) with the permission of the graduate advisors of each department.
- 51 New Degree Program: A Master of Science with a major in Manufacturing Engineering.
- 55 New Degree program: A Master of Arts in Art.
- 56 Change in M.A. in Communication: Students may now count only 6 hours of upper-division Communication courses toward the M.A. (a total of 9 upper-division hours may still be counted toward the degree).
- 57-58 Changes in Professional Writing and Rhetoric Option of the M.A. in English:
- a. English Education concentration no longer offered.
- b. Some changes in the courses counted as electives and for the Linguistic Theory and Applications part of the core curriculum.
- 59 Change in M.A. in History: HIST 3581 (Historical Methods and Historiography) no longer required for Plan I.
- 61 Changes in the M.A. in Spanish:
- a. Satisfactory score on the Departmental Advanced Spanish exam instead of the Advanced Spanish Test of the GRE now required for admission.
- b. Changes in required courses made to reflect changes in course numbers and titles (particularly in Peninsular Spanish requirement).
- 65 Change in Master of Public Administration (MPA) (also in MBA/MPA option): Number of required hours increased from 24 to 27 to reflect addition of Administrative Ethics and Responsibilities as a required course; electives reduced from 15 hours to 12.

THE UNIVERSITY OF TEXAS EL PASO
U. T. BOARD OF REGENTS' MEETING
APRIL 12, 1990

SUBSTANTIVE CATALOG CHANGES
(Continued)

- 72 Changes in M.S. in Nursing:
- a. For admission, licensure must now be to practice as a registered nurse in Texas unless associated with federal services. Licensure in other states, territories, or countries no longer acceptable.
 - b. Satisfactory scores on the GRE or the MAT now required for admission.
 - c. 9 credits (instead of 12) must now come from core courses, and 12 hours (instead of 9) may be electives. (Community Health is no longer listed as a core course.)
 - d. Some changes in the Maternal-Child health Concentration--i.e., addition of Advanced Human Physiology as a required courses and revised course numbers, titles and descriptions for the other two required courses.
- 77 Change in Admissions Requirements for the M.S. in Geological Sciences and Geophysics: GRE now recommended but not required for admission. A satisfactory score on the Geology Subject test of the GRE had previously been required.
- 78-79 Changes in the Doctor of Geological Sciences:
- a. GRE no longer required for admission.
 - b. The Graduate Advisor now must be a member of Doctoral Committees, which must have at least 5 members.
- 81 Change in M.S. in Mathematics: MATH 3529 now required for the M.S. in Mathematics instead of 3541.
- 81 Change in Master of Arts in Teaching with a Major in Mathematics: MATH 3571 no longer listed as a required course.

THE UNIVERSITY OF TEXAS EL PASO
U. T. BOARD OF REGENTS' MEETING
APRIL 12, 1990

BUSINESS CONTRACTS FOR SERVICES

(FUNDS COMING IN)

The following contracts have been awarded, have been administratively approved by the appropriate Executive Vice Chancellor, and are recommended for ratification by the U. T. Board of Regents:

(FUNDS COMING IN)

1. Agency: Management Adjustment Bureau, Inc.
Funds: As Per Contract
Period: September 1, 1989 through August 31, 1990
With option for renewal of two additional two year periods
Title/Description: Collection agency contracts for the purpose of furnishing collection services.
2. Agency: Collections Unlimited, Inc.
Funds: As Per Contract
Period: September 1, 1989 through August 31, 1990
With option for renewal of two additional two year periods
Title/Description: Collection agency contracts for the purpose of furnishing collection services.

(FUNDS GOING OUT)

MINOR CONSTRUCTION PROJECTS, as authorized by U. T. Board of Regents' Rules and Regulations, Part Two, Chapter VIII, Section 2 (Projects previously approved by the Board of Regents and/or those for Minor Repair and Remodeling for \$300,000.00 or less.)

3. Contractor: New Mexico Mechanical Contractors, Inc.
Amount: \$94,730
Source of Funds: Institutional Project Funds
Date of Contract: December 21, 1989
Estimated Completion Date: May 30, 1990
Project Title: Centrifugal Chiller Replacement,
School of Nursing
Brief Description: Chiller Replacement

THE UNIVERSITY OF TEXAS EL PASO

U. T. BOARD OF REGENTS' MEETING

APRIL 12, 1990

STANDARD AFFILIATION AGREEMENTS

The agreements recommended for approval by the U. T. Board of Regents are based on the model agreement adopted on December 16, 1977.

1. Facility: El Paso Senior Opportunities & Services
El Paso, Texas
Date: February 5, 1990
Purpose: To provide counseling, diagnostics and special education experiences for Education students.
2. Facility: Court Residential Treatment Center
El Paso, Texas
Date: February 1, 1990
Purpose: To provide counseling, diagnostics and special education experiences for Education students.
3. Facility: La Familia Del Paso
El Paso, Texas
Date: November 7, 1990
Purpose: To provide human services experiences for Human Services Program Area students.

THE UNIVERSITY OF TEXAS EL PASO

U. T. BOARD OF REGENTS' MEETING

APRIL 12, 1990

STANDARD EASEMENTS

The following easement has been approved by the Office of General Counsel and is recommended for approval by the U. T. Board of Regents:

1. Grantee: El Paso Electric Company
- Location: Block 84 and O'Bannon Street closed, Alexander Addition
- Funds: None
- Date: September 20, 1989
- Description: Release of Easement as recorded El Paso County Records Volume 1084, pages 1414 through 1417.

THE UNIVERSITY OF TEXAS EL PASO
U. T. BOARD OF REGENTS' MEETING
APRIL 12, 1990

TRADEMARK LICENSE AGREEMENTS

The following agreements have been awarded and are recommended for approval by the U. T. Board of Regents. All product approvals are in accordance with Paragraphs 10.1(C) and (D) and 11.1 of the Trademark Agreement.

1. Licensee: Nutmeg Mills, Inc.
4408 West Linebaugh Ave.
Tampa, Florida 33617
Fee-Royalty: \$00.00, 7%
Period: January 1, 1987 through December 31, 1992
Description: Wearing apparel.
2. Licensee: Angelus Pacific Company
700 East Walnut Avenue
Fullerton, California 92632
Fee-Royalty: \$00.00, 6%
Period: November 1, 1989 through December 31, 1992
Description: Decals, Bumper Stickers, Stickettes.
3. Licensee: Majestic Athletic Wear, Ltd.
636 Pen Argyl Street
Pen Argyl, Pennsylvania 18072
Fee-Royalty: \$100.00, 7%
Period: January 1, 1990 through Decmeber 31, 1992
Description: Wearing apparel, which includes all types of clothing.
4. Licensee: DeLong Sportswear, Inc.
733 Broad Street
Grinnell, Ia 50112
Fee-Royalty: \$00.00, Category A: 7%, Category B: 6%
Period: January 1, 1988 through December 31, 1992
Description: Category A: Wearing apparel which includes all types of clothing, footwear, hats/caps, and hosiery); Category B: Sports related accessories including but not limited to bags.
5. Licensee: Game Master Athletic Co.
582 Goddard Avenue
Chesterfield, Mo 63017
Fee-Royalty: \$00.00, 6%
Period: January 1, 1988 through December 1992
Description: Game Master rubber collegiate footballs and basketballs.
6. Licensee: 20 - 20 Sport, Inc.
350 Fifth Avenue, Suite 628
New York, N.Y. 10118
Fee-Royalty: \$100.00, 7%
Period: November 1, 1989 through December 31, 1992
Description: Wearing apparel which includes all types of clothing.
7. Licensee: Collegiate Pacific Company
P. O. Box 1279
Roanoke, Va. 24006
Fee-Royalty: \$00.00, 6%
Period: January 1, 1989 through December 31, 1992
Description: Wearing apparel which includes all types of clothing, footwear, hats/caps, and hosiery; pennants and pillows.

THE UNIVERSITY OF TEXAS EL PASO

U. T. BOARD OF REGENTS' MEETING

APRIL 12, 1990

FOREIGN CONTRACTS AND GRANTS FOR RESEARCH,
DEVELOPMENT AND EDUCATIONAL SERVICES

(FUNDS COMING IN)

The following items have been awarded and are recommended for approval by the U. T. Board of Regents:

1. Country: Belgium
Business/Entity: Banque Nationale de Belgique
No.: Option Agreement
New Funds: \$18,000
Current Period: December 29, 1989 through until approval of Research Agreement
Title/Description: Preliminary Studies for project entitled "Development of New Emulsions to Prevent the Reproduction of Documents.

(FUNDS GOING OUT)

2. Country: Canada
Business/Entity: University of Saskatchewan
No.: Subcontract to Contract No.: F49620-89-C-0076
New Funds: \$50,000
Current Period: June 1, 1989 through January 1, 1990
Title/Description: "PACE Experiment in Arizona" subcontract made under Air Force Office of Scientific Research.

THE UNIVERSITY OF TEXAS EL PASO

U. T. BOARD OF REGENTS' MEETING

APRIL 12, 1990

CONTRACTS AND GRANTS FOR RESEARCH, DEVELOPMENT, CLINICAL
AND EDUCATIONAL SERVICES

Since the Docket for the previous meeting of the U. T. Board of Regents, the following activity has taken place with regard to Contracts and Grants for Research, Development, Clinical and Educational Services:

- I. Non-Governmental Contracts and Grants (Funds Coming In)
 - a. 1990 EP 24-85 Number of Initial Grant and Contract Awards
\$ 356,192 Value of Awards
 - b. None Number of Fiscal Amendments to Grant and Contract
 Awards (Increasing or Decreasing by \$10,000)
\$ None Total of Increased Funding
\$ None Total of Reduced Funding
- II. Non-Governmental Contracts and Grants (Funds Going Out)
 - a. 1990 EP 86-92 Number of Initial Grant and Contract Awards
\$ 160,675 Value of Awards
 - b. None Number of Fiscal Amendments to Grant and Contract
 Awards (Increasing or Decreasing by \$10,000)
\$ None Total of Increased Funding
\$ None Total of Reduced Funding
- III. State and Local Government Contracts and Grants (Funds Coming In)
 - a. 1990 EP 93-105 Number of Initial Grant and Contract Awards
\$ 364,502 Value of Awards
 - b. None Number of Fiscal Amendments to Grant and Contract
 Awards (Increasing or Decreasing by \$10,000)
\$ None Total of Increased Funding
\$ None Total of Reduced Funding
- IV. State and Local Government Contracts and Grants (Funds Going Out)
 - a. 1990 EP 106 Number of Initial Grant and Contract Awards
\$ 525 Value of Awards
 - b. None Number of Fiscal Amendments to Grant and Contract
 Awards (Increasing or Decreasing by \$10,000)
\$ None Total of Increased Funding
\$ None Total of Reduced Funding
- V. Federal Government Contracts and Grants (Funds Coming In)
 - a. 1990 EP 107-109 Number of Initial Grant and Contract Awards
\$ 42,245.86 Value of Awards
 - b. 1990 EP 110-113 Number of Fiscal Amendments to Grant and Contract
 Awards (Increasing or Decreasing by \$10,000)
\$ 417,305.90 Total of Increased Funding
\$ None Total of Reduced Funding
- VI. Federal Government Contracts and Grants (Funds Going Out)
 - a. None Number of Initial Grant and Contract Awards
\$ None Value of Awards
 - b. None Number of Fiscal Amendments to Grant and Contract
 Awards (Increasing or Decreasing by \$10,000)
\$ None Total of Increased Funding
\$ None Total of Reduced Funding

THE UNIVERSITY OF TEXAS EL PASO

U. T. BOARD OF REGENTS' MEETING

APRIL 12, 1990

AMENDMENTS TO THE 1990 BUDGET

The term "rate" for academic institutions is the full-time nine-month base rate and for health institutions is the full-time twelve month base rate; for all other personnel it is the full-time rate, the appointee receiving a proportionate amount depending upon the fraction of time for which he is appointed and the period of his appointment. Source of funds for payment of salaries, unless otherwise shown, is the departmental salaries account.

| <u>Item, Department, Title, Name</u> | <u>Effective Date</u> | <u>% Time</u> | <u>Full-time Salary</u> | | <u>RBC</u> |
|--|-----------------------|---------------|-------------------------|-------------|------------|
| | | | <u>No. Mos.</u> | <u>Rate</u> | |
| <u>APPOINTMENTS, PROMOTIONS, AND SALARY INCREASES</u> | | | | | |
| RESIDENT INSTRUCTION | | | | | |
| COLLEGE OF EDUCATION | | | | | |
| Teacher Education | | | | | |
| Associate Professor and Director | | | | | |
| Academic Advising Center | | | | | |
| 1. Jorge Descamps | | | | | |
| From: Associate Professor and Director of Academic Advising Center | | 100 | 9 | 43,677 | 28 |
| To: Associate Professor | 1/16 | 100 | 9 | 42,477 | |
| COLLEGE OF LIBERAL ARTS | | | | | |
| Languages and Linguistics | | | | | |
| 2. Sandra Beyer | | | | | |
| From: Assistant Professor | | 100 | 9 | 33,031 | 27 |
| To: Assistant Professor/Director Women's Studies | 1/16 | 100 | 9 | 34,231 | |
| 3. Joan Manley | | | | | |
| From: Associate Professor | | 100 | 9 | 44,882 | 29 |
| To: Associate Professor/Director Academic Advising Center | 1/16 | 100 | 9 | 46,082 | |
| COLLEGE OF NURSING AND ALLIED HEALTH | | | | | |
| Nursing/Office of the Dean | | | | | |
| 4. Donna Mahr | | | | | |
| From: Assistant Professor | | 100 | 9 | 38,196 | 30 |
| To: Assistant Professor/Interim Assistant Dean | 1/16 | 67 33 | 9 | 39,396 | |
| 5. Audree Reynolds | | | | | |
| From: Assistant Professor | | 100 | 9 | 33,194 | 31 |
| To: Associate Professor/Interim Assistant Dean | 1/16 | 67 33 | 9 | 34,394 | |

THE UNIVERSITY OF TEXAS EL PASO
U. T. BOARD OF REGENTS' MEETING
APRIL 12, 1990

AMENDMENTS TO THE 1990 BUDGET
(Continued)

| <u>TRANSFERS OF FUNDS</u> | <u>RBC</u> |
|--|------------|
| AUXILIARIES | |
| Student Service Fees | |
| 9. Amount of Transfer: \$100,000 | 24 |
| From: Student Service Fees (\$100,000) | |
| To: Child Care Project Remodeling & Equipment Allotment Account (\$100,000) | |
| Transfer funds for the Child Care Project. | |
| 10. Amount of Transfer: \$65,000 | 25 |
| From: Student Service Fees (\$65,000) | |
| To: Memorial Gym Security Project-Allotment Account (\$65,000) | |
| To provide funds for the Memorial Gym Security Project. | |
| 11. Amount of Transfer: \$300,000 | 26 |
| From: Student Service Fees (\$300,000) | |
| To: Charlie Davis Park Project-Allotment Account (\$300,000) | |
| To transfer funds for for the Charlie Davis Park Project. (Student Recreation Center) | |

The University of Texas
Pan American

Office of the President
(512) 381-2100



March 2, 1990

Dr. James P. Duncan
Executive Vice Chancellor
for Academic Affairs
The University of Texas System
601 Colorado Street
Austin, Texas 78701


Attn: System Budget Office

Dear Dr. Duncan:

The docket for the April 12, 1990 meeting of the Board of Regents is submitted for your recommendation and presentation to the Board.

I recommend approval.

Sincerely,


Miguel A. Nevarez
President

MAN:mls

THE UNIVERSITY OF TEXAS - PAN AMERICAN

U. T. BOARD OF REGENTS' MEETING

APRIL 12, 1990

TABLE OF CONTENTS

| | <u>Page No.</u> |
|--|-----------------|
| Standard Affiliation Agreements | PA-3 |
| Trademark License Agreements | PA-4 |
| Contracts and Grants for Research, Development, Clinical and Educational Services | |
| All Others | PA-5 |
| Amendments to the 1990 Budget (including faculty and staff appointments and changes in status and transfers of funds within existing budget totals) | PA-6 |

THE UNIVERSITY OF TEXAS - PAN AMERICAN

U. T. BOARD OF REGENTS' MEETING

APRIL 12, 1990

STANDARD AFFILIATION AGREEMENTS

The agreements recommended for approval by the U. T. Board of Regents are based on the model agreement adopted on December 16, 1977.

1. Facility: Edcouch-Elsa Independent School District
Elsa, Texas
Date: February 21, 1990
Purpose: Will provide recruitment, instruction, counseling,
CAI, career planning, and
vocational/postsecondary/job placement.

2. Facility: La Joya Independent School District
La Joya, Texas
Date: February 21, 1990
Purpose: Will provide recruitment, instruction, counseling,
CAI, career planning, and
vocational/postsecondary/job placement.

THE UNIVERSITY OF TEXAS - PAN AMERICAN

U. T. BOARD OF REGENTS' MEETING

APRIL 12, 1990

TRADEMARK LICENSE AGREEMENTS

The following agreements have been awarded and are recommended for approval by the U. T. Board of Regents. All product approvals are in accordance with Paragraphs 10.1(C) and (D) and 11.1 of the Trademark Agreement.

| | |
|--------------|---|
| 1. Licensee: | Gold Lance, Inc. 1920 North Memorial Way Houston, Texas 77007 |
| Fee-Royalty: | \$50.00, 6% |
| Period: | December 1, 1989 through December 31, 1992 |
| Description: | Class Rings |

THE UNIVERSITY OF TEXAS - PAN AMERICAN

U. T. BOARD OF REGENTS' MEETING

APRIL 12, 1990

CONTRACTS AND GRANTS FOR RESEARCH, DEVELOPMENT, CLINICAL
AND EDUCATIONAL SERVICES

Since the Docket for the previous meeting of the U. T. Board of Regents, the following activity has taken place with regard to Contracts and Grants for Research, Development, Clinical and Educational Services:

- I. Non-Governmental Contracts and Grants (Funds Coming In)
- a. 1990 PA 14 Number of Initial Grant and Contract Awards
\$22,229.61 Value of Awards
- b. None Number of Fiscal Amendments to Grant and Contract
 Awards (Increasing or Decreasing by \$10,000)
\$ None Total of Increased Funding
\$ None Total of Reduced Funding
- II. Non-Governmental Contracts and Grants (Funds Going Out)
- a. 1990 PA 15 Number of Initial Grant and Contract Awards
\$ 2,900 Value of Awards
- b. None Number of Fiscal Amendments to Grant and Contract
 Awards (Increasing or Decreasing by \$10,000)
\$ None Total of Increased Funding
\$ None Total of Reduced Funding
- III. State and Local Government Contracts and Grants (Funds Coming In)
- a. 1990 PA 16-23 Number of Initial Grant and Contract Awards
\$49,659.17 Value of Awards
- b. None Number of Fiscal Amendments to Grant and Contract
 Awards (Increasing or Decreasing by \$10,000)
\$ None Total of Increased Funding
\$ None Total of Reduced Funding
- IV. State and Local Government Contracts and Grants (Funds Going Out)
- a. None Number of Initial Grant and Contract Awards
\$ None Value of Awards
- b. None Number of Fiscal Amendments to Grant and Contract
 Awards (Increasing or Decreasing by \$10,000)
\$ None Total of Increased Funding
\$ None Total of Reduced Funding
- V. Federal Government Contracts and Grants (Funds Coming In)
- a. 1990 PA 24 Number of Initial Grant and Contract Awards
\$ 4,800.00 Value of Awards
- b. None Number of Fiscal Amendments to Grant and Contract
 Awards (Increasing or Decreasing by \$10,000)
\$ None Total of Increased Funding
\$ None Total of Reduced Funding
- VI. Federal Government Contracts and Grants (Funds Going Out)
- a. None Number of Initial Grant and Contract Awards
\$ None Value of Awards
- b. None Number of Fiscal Amendments to Grant and Contract
 Awards (Increasing or Decreasing by \$10,000)
\$ None Total of Increased Funding
\$ None Total of Reduced Funding

THE UNIVERSITY OF TEXAS - PAN AMERICAN

U. T. BOARD OF REGENTS' MEETING

APRIL 12, 1990

AMENDMENTS TO THE 1990 BUDGET

TRANSFERS OF FUNDS

RBC

ADVANCED RESEARCH AND ADVANCED TECHNOLOGY PROGRAMS

1. Amount of Transfer: \$15,045

1

From: Allocation of General Revenue by Coordinating Board

To: Advanced Research/Technology Programs for: Project Award No. 003599004; Judd, Frank; Using Remote Sensing Techniques to Monitor the Distribution and Abundance of Oyster Reefs Along the Texas Coast

Transfer funds to establish budgets for various Coordinating Board Advanced Research/Technology Program projects as awarded by competitive review.


The UNIVERSITY of TEXAS of the PERMIAN BASIN

March 1, 1990

Dr. James P. Duncan
Executive Vice Chancellor
for Academic Affairs
The University of Texas System
601 Colorado Street
Austin, Texas 78701

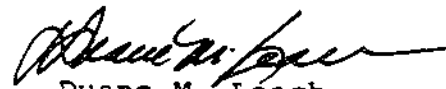
ATTN: System Budget Office

Dear Dr. Duncan:

The docket for the April 12, 1990 meeting of the Board of Regents is submitted for your recommendation and presentation to the Board.

I recommend approval.

Sincerely,


Duane M. Leach
President

DML:jb

PB-1

2000

THE UNIVERSITY OF TEXAS OF THE PERMIAN BASIN

U. T. BOARD OF REGENTS' MEETING

APRIL 12, 1990

TABLE OF CONTENTS

| | <u>Page No.</u> |
|---|-----------------|
| Standard Affiliation Agreements | PB- 3 |
| Contracts and Grants for Research, Development, Clinical and Educational Services. | PB- 4 |

THE UNIVERSITY OF TEXAS OF THE PERMIAN BASIN

U. T. BOARD OF REGENTS MEETING

APRIL 12, 1990

TRADEMARK LICENSE AGREEMENTS

The following agreements have been awarded and are recommended for approval by the U. T. Board of Regents. All product approvals are in accordance with Paragraphs 10.1(c) and (D) and 11.1 of the Trademark Agreement.

1. Licensee: Collegiate Pacific Company
Roanoke, VA 24006
- Fee-Royalty: 6%, Minimum Royalty of \$50.00 each contract
year of the term.
- Period: January 1, 1989 through December 31, 1992
- Description: License agreement for trademarks and service
marks.

THE UNIVERSITY OF TEXAS OF THE PERMIAN BASIN

U. T. BOARD OF REGENTS' MEETING

APRIL 12, 1990

CONTRACTS AND GRANTS FOR RESEARCH, DEVELOPMENT, CLINICAL
AND EDUCATIONAL SERVICES

Since the Docket for the previous meeting of the U. T. Board of Regents, the following activity has taken place with regard to Contracts and Grants for Research, Development, Clinical and Educational Services:

- I. Non-Governmental Contracts and Grants (Funds Coming In)
- a. _____ Number of Initial Grant and Contract Awards
\$ _____ Value of Awards
- b. _____ Number of Fiscal Amendments to Grant and Contract
Awards (Increasing or Decreasing by \$10,000)
\$ _____ Total of Increased Funding
\$ _____ Total of Reduced Funding
- II. Non-Governmental Contracts and Grants (Funds Going Out)
- a. _____ Number of Initial Grant and Contract Awards
\$ _____ Value of Awards
- b. _____ Number of Fiscal Amendments to Grant and Contract
Awards (Increasing or Decreasing by \$10,000)
\$ _____ Total of Increased Funding
\$ _____ Total of Reduced Funding
- III. State and Local Government Contracts and Grants (Funds Coming In)
- a. 1990 PB 1 _____ Number of Initial Grant and Contract Awards
\$ 24,500 _____ Value of Awards
- b. _____ Number of Fiscal Amendments to Grant and Contract
Awards (Increasing or Decreasing by \$10,000)
\$ _____ Total of Increased Funding
\$ _____ Total of Reduced Funding
- IV. State and Local Government Contracts and Grants (Funds Going Out)
- a. 1990 PB 2 _____ Number of Initial Grant and Contract Awards
\$ 20,000 _____ Value of Awards
- b. _____ Number of Fiscal Amendments to Grant and Contract
Awards (Increasing or Decreasing by \$10,000)
\$ _____ Total of Increased Funding
\$ _____ Total of Reduced Funding
- V. Federal Government Contracts and Grants (Funds Coming In)
- a. _____ Number of Initial Grant and Contract Awards
\$ _____ Value of Awards
- b. _____ Number of Fiscal Amendments to Grant and Contract
Awards (Increasing or Decreasing by \$10,000)
\$ _____ Total of Increased Funding
\$ _____ Total of Reduced Funding
- VI. Federal Government Contracts and Grants (Funds Going Out)
- a. _____ Number of Initial Grant and Contract Awards
\$ _____ Value of Awards
- b. _____ Number of Fiscal Amendments to Grant and Contract
Awards (Increasing or Decreasing by \$10,000)
\$ _____ Total of Increased Funding
\$ _____ Total of Reduced Funding

THE UNIVERSITY OF TEXAS AT SAN ANTONIO

San Antonio, Texas

March 2, 1990

Dr. James P. Duncan
Executive Vice Chancellor
for Academic Affairs
The University of Texas System
601 Colorado Street
Austin, Texas 78701


Attn: System Budget Office

Dear Dr. Duncan:

The docket for the April 12, 1990 meeting of the Board of Regents is submitted for your recommendation and presentation to the Board.

I recommend approval.

Sincerely,



Samuel A. Kirkpatrick
President

SAK/dmc

THE UNIVERSITY OF TEXAS AT SAN ANTONIO

U. T. BOARD OF REGENTS' MEETING

APRIL 12, 1990

TABLE OF CONTENTS

| | <u>Page No.</u> |
|--|-----------------|
| Gifts from Private Donors and Foundations | SA-3 |
| Business Contracts for Services | SA-4 |
| Funds Coming In | |
| Funds Going Out | |
| Construction Contracts of \$300,000 or Less | |
| Trademark License Agreements | SA-5 |
| Contracts and Grants for Research, Development, Clinical and Educational Services | SA-6 |
| Amendments to the 1990 Budget (including faculty and staff appointments and changes in status and transfers of funds within existing budget totals) | SA-7 |

THE UNIVERSITY OF TEXAS AT SAN ANTONIO

U. T. BOARD OF REGENTS' MEETING

APRIL 12, 1990

GIFTS FROM PRIVATE DONORS AND FOUNDATIONS

The following gift has been received and is recommended for acceptance by the U. T. Board of Regents:

| | <u>Donor</u> | <u>Purpose</u> | <u>Amount</u> |
|----|--|--|---------------|
| 1. | Mrs. Elmo J. Burke, Jr. P. O. Box 23247 San Antonio, Texas 78223 | Fulfillment of the 1989 commitment on the pledge endowing the Elmo James Burke, Jr. Chair in Building/Development in the College of Business | \$49,181.00* |

*No letter of transmittal from the donor.

THE UNIVERSITY OF TEXAS AT SAN ANTONIO

U. T. BOARD OF REGENTS' MEETING

APRIL 12, 1990

BUSINESS CONTRACTS FOR SERVICES

(FUNDS GOING OUT)

The following contract has been awarded, has been administratively approved by the Executive Vice Chancellor for Academic Affairs, and is recommended for ratification by the U. T. Board of Regents:

- | | |
|--------------------|--|
| Agency: | Tower Life Insurance Company |
| Funds: | \$585.48 per month |
| Period: | December 19, 1989 through December 18, 1990 with an option to renew for two consecutive one-year periods |
| Title/Description: | Lease of building space by The University of Texas at San Antonio/San Antonio Alliance for Education to further the educational programs and initiatives begun under San Antonio Target '90. |

THE UNIVERSITY OF TEXAS AT SAN ANTONIO

U. T. BOARD OF REGENTS' MEETING

APRIL 12, 1990

TRADEMARK LICENSE AGREEMENTS

The following agreements have been awarded and are recommended for approval by the U. T. Board of Regents. All product approvals are in accordance with Paragraphs 10.1(C) and (D) and 11.1 of the Trademark Agreement.

1. Licensee: Collegiate Pacific Company
Roanoke, Virginia 24006
Fee - Royalty: \$-0-, 6%
Period: January 1, 1989 through December 31, 1992
Description: Wearing apparel, which includes all types of clothing, footwear, hats/caps and hosiery, and pennants and pillows
2. Licensee: De Long Sportswear, Inc.
Grinnell, Iowa 50112
Fee - Royalty: \$-0-, 6% and 7%
Period: January 1, 1988 through December 31, 1992
Description: Wearing apparel, which includes all types of clothing, footwear, hats/caps, and hosiery, and sports related accessories, which includes, but not limited to, bags
3. Licensee: National Screenprint, Inc.
Eden Prairie, Minnesota 55344
Fee - Royalty: \$-0-, 7%
Period: January 1, 1989 through December 31, 1992
Description: Wearing apparel, which includes all types of clothing, footwear, hats/caps and hosiery
4. Licensee: Namark of Texas
d/b/a Ocean Originals
Corpus Christi, Texas 78413
Fee - Royalty: \$100, 7%
Period: January 1, 1990 through December 31, 1992
Description: Wearing apparel, which includes all types of clothing

THE UNIVERSITY OF TEXAS AT SAN ANTONIO

U. T. BOARD OF REGENTS' MEETING

APRIL 12, 1990

CONTRACTS AND GRANTS FOR RESEARCH, DEVELOPMENT, CLINICAL
AND EDUCATIONAL SERVICES

Since the Docket for the previous meeting of the U. T. Board of Regents, the following activity has taken place with regard to Contracts and Grants for Research, Development, Clinical and Educational Services:

- I. Non-Governmental Contracts and Grants (Funds Coming In)
 - a. 1990 SA 8-12 Number of Initial Grant and Contract Awards
 \$ 67,197.14 Value of Awards
 - b. None Number of Fiscal Amendments to Grant and Contract
 Awards (Increasing or Decreasing by \$10,000)
 \$ None Total of Increased Funding
 \$ None Total of Reduced Funding
- II. Non-Governmental Contracts and Grants (Funds Going Out)
 - a. 1990 SA 13 Number of Initial Grant and Contract Awards
 \$ 1,500 Value of Awards
 - b. None Number of Fiscal Amendments to Grant and Contract
 Awards (Increasing or Decreasing by \$10,000)
 \$ None Total of Increased Funding
 \$ None Total of Reduced Funding
- III. State and Local Government Contracts and Grants (Funds Coming In)
 - a. None Number of Initial Grant and Contract Awards
 \$ None Value of Awards
 - b. 1990 SA 14 Number of Fiscal Amendments to Grant and Contract
 Awards (Increasing or Decreasing by \$10,000)
 \$ 35,283 Total of Increased Funding
 \$ None Total of Reduced Funding
- IV. State and Local Government Contracts and Grants (Funds Going Out)
 - a. None Number of Initial Grant and Contract Awards
 \$ None Value of Awards
 - b. None Number of Fiscal Amendments to Grant and Contract
 Awards (Increasing or Decreasing by \$10,000)
 \$ None Total of Increased Funding
 \$ None Total of Reduced Funding
- V. Federal Government Contracts and Grants (Funds Coming In)
 - a. 1990 SA 15 Number of Initial Grant and Contract Awards
 \$ 79,585 Value of Awards
 - b. None Number of Fiscal Amendments to Grant and Contract
 Awards (Increasing or Decreasing by \$10,000)
 \$ None Total of Increased Funding
 \$ None Total of Reduced Funding
- VI. Federal Government Contracts and Grants (Funds Going Out)
 - a. None Number of Initial Grant and Contract Awards
 \$ None Value of Awards
 - b. None Number of Fiscal Amendments to Grant and Contract
 Awards (Increasing or Decreasing by \$10,000)
 \$ None Total of Increased Funding
 \$ None Total of Reduced Funding

THE UNIVERSITY OF TEXAS AT SAN ANTONIO

U. T. BOARD OF REGENTS' MEETING

APRIL 12, 1990

AMENDMENTS TO THE 1990 BUDGET

The term "rate" for academic personnel is the full-time nine-month base rate; for all other personnel it is the full-time rate, the appointee receiving a proportionate amount depending upon the fraction of time for which he is appointed and the period of his appointment. Source of funds for payment of salaries, unless otherwise shown, is the departmental salaries account.

| <u>Item, Department, Title, Name</u> | <u>Effective Date</u> | <u>% Time</u> | <u>Full-time Salary</u> | | <u>RBC</u> |
|--|-----------------------|---------------|-------------------------|-------------|------------|
| | | | <u>No. Mos.</u> | <u>Rate</u> | |
| <u>APPOINTMENTS, PROMOTIONS, AND SALARY INCREASES</u> | | | | | |
| GENERAL ADMINISTRATION AND STUDENT SERVICES | | | | | |
| Office of the President and Social and Policy Sciences | | | | | |
| President and Professor | | | | | |
| 1. Samuel A. Kirkpatrick | 01/01/90 | 100 | 12 | 114,000 | 15 16 |
| Executive Assistant to the President | | | | | |
| 2. Barbara A. Hallack | 01/22/90 | 100 | 12 | 37,500 | 18 |
| Office of the Vice President for Administration | | | | | |
| 3. Linda J. Whitson | | | | | 14 |
| From: Vice President for Administration | | 100 | 12 | 73,500 | |
| To: Vice President for Administration and Planning | 01/01/90 | 100 | 12 | 73,500 | |
| Office of Internal Audit | | | | | |
| Director of Internal Audit | | | | | |
| 4. Juan N. Alejandro, Jr. | 01/15/90 | 100 | 12 | 41,400 | 19 |
| AUXILIARY ENTERPRISES | | | | | |
| Office of Student Information and Retention | | | | | |
| 5. Norma S. Guerra | | | | | 20 |
| From: Director of Student Information and Retention | | 100 | 12 | 32,136 | |
| To: Director of Student Information and Retention | 03/01/90 | 100 | 12 | 36,000 | |

THE UNIVERSITY OF TEXAS AT TYLER

March 7, 1990

Dr. James P. Duncan
Executive Vice Chancellor
for Academic Affairs
The University of Texas System
601 Colorado Street
Austin, Texas 78701


Attn: System Budget Office

Dear Dr. Duncan:

The docket for the April 12, 1990, meeting of the Board of Regents is submitted for your recommendation and presentation to the Board.

I recommend approval.

Sincerely,



George F. Hamm -
President

GFH:mw

THE UNIVERSITY OF TEXAS AT TYLER

U. T. BOARD OF REGENTS' MEETING

APRIL 12, 1990

TABLE OF CONTENTS

| | <u>Page No.</u> |
|--|-----------------|
| Fees | .TA- 3 |
| Business Contracts for Services | |
| Construction Contracts of \$300,000 or Less | .TA- 4 |
| Standard Affiliation Agreements | .TA- 5 |
| Trademark License Agreements | .TA- 6 |
| Contracts and Grants for Research, Development, Clinical and Educational Services | .TA- 7 |

THE UNIVERSITY OF TEXAS AT TYLER

U. T. BOARD OF REGENTS' MEETING

APRIL 12, 1990

FEES

Approval is recommended for the following fee revisions for the 1990-91 academic year. The fees have been administratively approved by the Executive Vice Chancellor for Academic Affairs.

Incidental Fees

| <u>Description</u> | <u>Update Status</u> | <u>Amount</u> |
|---------------------------|----------------------|--------------------------|
| 1. Automated Services Fee | New | \$5/semester per student |

To defray a portion of the costs of providing specialized automated registration and library services to students.

THE UNIVERSITY OF TEXAS AT TYLER

U. T. BOARD OF REGENTS' MEETING

APRIL 12, 1990

BUSINESS CONTRACTS FOR SERVICES

MINOR CONSTRUCTION PROJECTS, as authorized by U. T. Board of Regents' Rules and Regulations, Part Two, Chapter VIII, Section 2 (Projects previously approved by the Board of Regents and/or those for Minor Repair and Remodeling for \$300,000.00 or less.)

1. Contractor: Loggins Construction Company, Inc.
Amount: Change Order No. 3 adds \$8,568.00,
payable out of the contingency
allowance.
Source of Funds: Permanent University Funds
Date of Contract: August 4, 1989
Estimated Completion Date: June 5, 1990
Project Title: Robert Muntz Library
Brief Description: Multipurpose Reading/Study Room

THE UNIVERSITY OF TEXAS AT TYLER

U. T. BOARD OF REGENTS' MEETING

APRIL 12, 1990

STANDARD AFFILIATION AGREEMENTS

The agreement recommended for approval by the U. T. Board of Regents is based on the model agreement adopted on December 16, 1977.

1. Facility: Titus County Memorial Hospital
Mt. Pleasant, Texas
Date: February 19, 1990
Purpose: To provide health care related educational experiences for U.T. Tyler students

THE UNIVERSITY OF TEXAS AT TYLER

U. T. BOARD OF REGENTS' MEETING

APRIL 12, 1990

TRADEMARK LICENSE AGREEMENTS

The following agreement has been awarded and is recommended for approval by the U. T. Board of Regents. All product approvals are in accordance with Paragraphs 10.1(C) and (D) and 11.1 of the Trademark Agreement.

- | | |
|--------------|---|
| 1. Licensee: | Collegiate Pacific Company P. O. Box 1279 Roanoke, VA 24006 |
| Fee-Royalty: | \$50.00 minimum royalty each contract year, 6% |
| Period: | January 1, 1989 through December 31, 1992 |
| Description: | Licensed marks and products. |

THE UNIVERSITY OF TEXAS AT TYLER

U. T. BOARD OF REGENTS' MEETING

APRIL 12, 1990

CONTRACTS AND GRANTS FOR RESEARCH, DEVELOPMENT, CLINICAL
AND EDUCATIONAL SERVICES

Since the Docket for the previous meeting of the U. T. Board of Regents, the following activity has taken place with regard to Contracts and Grants for Research, Development, Clinical and Educational Services:

- I. Non-Governmental Contracts and Grants (Funds Coming In)
- a. None Number of Initial Grant and Contract Awards
\$ None Value of Awards
- b. None Number of Fiscal Amendments to Grant and Contract
Awards (Increasing or Decreasing by \$10,000)
\$ None Total of Increased Funding
\$ None Total of Reduced Funding
- II. Non-Governmental Contracts and Grants (Funds Going Out)
- a. 1990 TA-3 Number of Initial Grant and Contract Awards
\$ Cost + % Value of Awards
- b. None Number of Fiscal Amendments to Grant and Contract
Awards (Increasing or Decreasing by \$10,000)
\$ None Total of Increased Funding
\$ None Total of Reduced Funding
- III. State and Local Government Contracts and Grants (Funds Coming In)
- a. 1990 TA 4-5 Number of Initial Grant and Contract Awards
\$ 106,644 Value of Awards
- b. None Number of Fiscal Amendments to Grant and Contract
Awards (Increasing or Decreasing by \$10,000)
\$ None Total of Increased Funding
\$ None Total of Reduced Funding
- IV. State and Local Government Contracts and Grants (Funds Going Out)
- a. None Number of Initial Grant and Contract Awards
\$ None Value of Awards
- b. None Number of Fiscal Amendments to Grant and Contract
Awards (Increasing or Decreasing by \$10,000)
\$ None Total of Increased Funding
\$ None Total of Reduced Funding
- V. Federal Government Contracts and Grants (Funds Coming In)
- a. None Number of Initial Grant and Contract Awards
\$ None Value of Awards
- b. None Number of Fiscal Amendments to Grant and Contract
Awards (Increasing or Decreasing by \$10,000)
\$ None Total of Increased Funding
\$ None Total of Reduced Funding
- VI. Federal Government Contracts and Grants (Funds Going Out)
- a. None Number of Initial Grant and Contract Awards
\$ None Value of Awards
- b. None Number of Fiscal Amendments to Grant and Contract
Awards (Increasing or Decreasing by \$10,000)
\$ None Total of Increased Funding
\$ None Total of Reduced Funding

THE UNIVERSITY OF TEXAS SOUTHWESTERN MEDICAL CENTER AT DALLAS

March 1, 1990

Dr. Charles B. Mullins
Executive Vice Chancellor
for Health Affairs
The University of Texas System
601 Colorado Street
Austin, Texas 78701


Attn: System Budget Office

Dear Dr. Mullins:

The docket for the April 12, 1990 meeting of the Board of Regents is submitted for your recommendation and presentation to the Board.

I recommend approval.

Sincerely,



Kern Wildenthal, M.D., Ph.D.
President

KW:pm

THE UNIVERSITY OF TEXAS SOUTHWESTERN MEDICAL CENTER AT DALLAS

U. T. BOARD OF REGENTS' MEETING

APRIL 12, 1990

TABLE OF CONTENTS

| | <u>Page No.</u> |
|---|-----------------|
| Gifts from Private Donors and Foundations | HD- 3 |
| Business Contracts for Services | HD- 6 |
| Construction Contracts of \$300,000 or Less | |
| Standard Affiliation Agreements | HD- 7 |
| Trademark License Agreements | HD- 8 |
| Patent License Agreements | HD- 9 |
| Contracts and Grants for Research, Development, Clinical and Educational Services | |
| Over \$500,000 (Fund Coming In and/or Funds Going Out) | HD-10 |
| Foreign (Fund Coming In and/or Funds Going Out) | HD-11 |
| All Others | HD-12 |
| Amendments to the 1990 Budget | HD-13 |
| (including faculty and staff appointments and changes in status and transfers of funds within existing budget totals) | |

THE UNIVERSITY OF TEXAS SOUTHWESTERN MEDICAL CENTER AT DALLAS

U. T. BOARD OF REGENTS' MEETING

APRIL 12, 1990

GIFTS FROM PRIVATE DONORS AND FOUNDATIONS

The following gifts have been received and are recommended for acceptance by the U. T. Board of Regents:

| <u>Donor</u> | <u>Purpose</u> | <u>Amount</u> |
|---|---|---------------|
| 1. Bausch & Lomb Pharmaceuticals, Inc. 11300 49th Street North Clearwater, FL 34622 | Corneal research | \$ 70,000.00* |
| 2. Louis A. Beecherl, Jr. 2911 Turtle Creek Blvd. Suite 1080 Dallas, TX 75219 | Support for Chair in Biomedical Science held by Nobel Prize Winner, Dr. Joseph Goldstein | 500,000.00 |
| 3. Biological Humanics Fdn. 3808 Euclid Avenue Dallas, TX 75205 | Support for Chair in Developmental Biology | 150,000.00 |
| 4. Biological Humanics Fdn. 3808 Euclid Avenue Dallas, TX 75205 | Research project in Pediatrics | 44,138.00 |
| 5. Biological Humanics Fdn. 3808 Euclid Avenue Dallas, TX 75205 | Research project in Cell Biology | 40,500.00 |
| 6. Estate of Jesse B. Brittain Julius E. Weeks, Executor 11 Nonesuch Road Dallas, TX 75214 | Additional funds for the Jesse B. Brittain Memorial Fund | 50,000.00 |
| 7. Cook-Fort Worth Children's Medical Center 801 Seventh Avenue Fort Worth, TX 76104 | Proceeds from the Children's Miracle Network Telethon | 89,698.88 |
| 8. Mrs. Wirt Davis II 5356 Drane Drive Dallas, TX 75209 | Support for Dr. Bryan Williams and Student Affairs | 50,000.00 |
| 9. Mr. and Mrs. Roger Horchow 5722 Chatham Hill Rd. Dallas, TX 75225 | Support for Professorship in Cardiac Research. Second payment on pledge of \$250,000 | 75,000.00* |
| 10. Carl B. & Florence E. King Foundation 5956 Sherry Lane, Suite 620 Dallas, TX 75225 | Support for Pediatric Cancer Research Program. First payment on five year commitment | 60,000.00 |
| 11. Mrs. Edward B. Linthicum 1445 Ross Avenue Suite 2600, LB 201 Dallas, TX 75202 | Support special activities | 50,000.00 |
| 12. The Meadows Foundation 2922 Swiss Avenue Dallas, TX 75204 | First payment on pledge of \$1.5 million for the Algor H. Meadows Diagnostic Imaging Center | 500,000.00 |

*No letter of transmittal from donor

THE UNIVERSITY OF TEXAS SOUTHWESTERN MEDICAL CENTER AT DALLAS

U. T. BOARD OF REGENTS' MEETING

APRIL 12, 1990

GIFTS FROM PRIVATE DONORS AND FOUNDATIONS

The following gifts have been received and are recommended for acceptance by the U. T. Board of Regents:

| <u>Donor</u> | <u>Purpose</u> | <u>Amount</u> |
|---|--|---------------|
| 13. Mrs. Arthur E. Meyerhoff P.O. Box 489 Rancho Santa Fe, CA 92067 | Research in Department of Otorhinolaryngology | \$ 50,000.00 |
| 14. Mobility Foundation 8828 Stemmons, Suite 106 Dallas, TX 75247 | Support for Mobility Research and Assessment Laboratory (Gait Lab) | 120,900.00 |
| 15. Mr. & Mrs. William Montgomery 4210 Lorraine Dallas, TX 75205 | Pediatrics research | 38,243.48 |
| 16. NCNB Texas Bank Trustees of the David Bruton, Jr. Trust 901 Main Street Dallas, TX 75283-0241 | Recruitment of Retro- virologist. Second payment on pledge of \$300,000 | 100,000.00 |
| 17. Anonymous Donor | Matching gift for the Distinguished Chair Program | 1,600,000.00 |
| 18. Anonymous Donor | Support for the Distinguished Chair Endowment Campaign | 1,477,200.62 |
| 19. Anonymous Donor | Clinical Nutrition Research Scholars Endowment | 1,000,000.00 |
| 20. Anonymous Donor | Start up funds for the Professorship in Geriatric Medicine | 150,000.00 |
| 21. Anonymous Donor | Additional gift for the Alzheimer's Chair Fund | 66,250.00 |
| 22. Anonymous Donor | Support for Chair in basic neurobiology and nerve regeneration research | 320,000.00 |
| 23. Miss Bette Perot Communities Foundation of Texas 12377 Merit Dr., Suite 1700 Dallas, TX 75251 | Equipment for Drs. Goldstein and Brown | 220,000.00 |
| 24. Miss Bette Perot Communities Foundation of Texas 12377 Merit Dr., Suite 1700 Dallas, TX 75251 | Programs 1 and 2 of Perot Family Gift | 201,250.00 |

THE UNIVERSITY OF TEXAS SOUTHWESTERN MEDICAL CENTER AT DALLAS

U. T. BOARD OF REGENTS' MEETING

APRIL 12, 1990

GIFTS FROM PRIVATE DONORS AND FOUNDATIONS

The following gifts have been received and are recommended for acceptance by the U. T. Board of Regents:

| <u>Donor</u> | <u>Purpose</u> | <u>Amount</u> |
|---|---|---------------|
| 25. Miss Bette Perot Communities Foundation of Texas 12377 Merit Dr., Suite 1700 Dallas, TX 75251 | Training for predoctoral and postdoctoral researchers | \$ 115,000.00 |
| 26. Miss Bette Perot Communities Foundation of Texas 12377 Merit Dr., Suite 1700 Dallas, TX 75251 | Diabetes research | 117,000.00 |
| 27. The Ralph B. Rogers Fdn. 7610 Stemmons, Suite 600 Dallas, TX 75247 | Enhance the Dr. James Willerson Chair in Cardiovascular Diseases | 125,000.00 |
| 28. Harold Simmons Foundation 5430 LBJ Freeway, Suite 1700 Dallas, TX 75240 | Simmons Biomedical Research Building. Payment on pledge of \$5,000,000 | 1,250,000.20 |
| 29. Donald J. Smiley, M.D. Arthritis Consultation Ctr. Presbyterian Hospital 8200 Walnut Hill Lane Dallas, TX 75231 | Arthritis research | 42,833.50* |
| 30. Southwestern Medical Fdn. 6303 Forest Park Suite 1000 Dallas, TX 75235 | Biochemistry research | 200,000.00 |
| 31. Southwestern Medical Fdn. 6303 Forest Park Suite 1000 Dallas, TX 75235 | Support for the Bio- behavioral Brain Science Program | 70,000.60 |
| 32. Mr. and Mrs. C.J. Thomsen 3812 Euclid Dallas, TX 75205 | Support for the Alzheimer's Chair Fund | 54,223.18 |
| 33. Mr. and Mrs. C.J. Thomsen 3812 Euclid Dallas, TX 75205 | Proceeds from sale of stock for additional support of Alzheimer's Chair Fund | 47,282.16 |

*No letter of transmittal from donor

THE UNIVERSITY OF TEXAS SOUTHWESTERN MEDICAL CENTER AT DALLAS

U. T. BOARD OF REGENTS' MEETING

APRIL 12, 1990

BUSINESS CONTRACTS FOR SERVICES

MINOR CONSTRUCTION PROJECTS, as authorized by U. T. Board of Regents' Rules and Regulations, Part Two, Chapter VIII, Section 2 (Projects previously approved by the Board of Regents and/or those for Minor Repair and Remodeling for \$300,000.00 or less.)

1. Contractor: American Desk Mfg. Co.
Amount: \$91,000
Source of Funds: Institutional Project Funds
Date of Contract: January 16, 1990
Estimated Completion Date: May 1, 1990
Project Title: Casework for Tissue Culture and Yeast Labs
Brief Description: Provide and install casework in Cary Basic Science Building
2. Contractor: American Desk Mfg. Co.
Amount: \$26,571
Source of Funds: Institutional Project Funds
Date of Contract: January 16, 1990
Estimated Completion Date: May 1, 1990
Project Title: Casework for Fermentation, Equipment, Cold and Glass Wash Rooms
Brief Description: Provide and install new casework in Cary and Hoblitzelle Buildings
3. Contractor: Terstep Co., Inc.
Amount: \$12,424
Source of Funds: Institutional Project Funds
Date of Contract: November 6, 1989
Estimated Completion Date: February 9, 1990
Project Title: Alterations to K1.7 Dock for Animal Resources
Brief Description: Enclose a 388 square foot covered dock
4. Contractor: Engineers and Erectors
Amount: \$6,434
Source of Funds: Magnetic Resonance Imaging Center Funds
Date of Contract: February 7, 1990
Estimated Completion Date: March 8, 1990
Project Title: Removal of Metal Shielding at Record Crossing Lease Facility
Brief Description: Remove two steel walls 31 feet long and 13 feet high

THE UNIVERSITY OF TEXAS SOUTHWESTERN MEDICAL CENTER AT DALLAS

U. T. BOARD OF REGENTS' MEETING

APRIL 12, 1990

STANDARD AFFILIATION AGREEMENTS

The agreements recommended for approval by the U. T. Board of Regents are based on the model agreement adopted on December 16, 1977.

1. Facility: McLennan County Medical Education and Research Foundation
Waco, Texas
Date: December 6, 1989
Purpose: To provide UT Southwestern family practice residents and students work related educational experiences as part of an academic family medicine program

2. Facility: All Saints Health Care, Inc.
Fort Worth, Texas
Date: April 17, 1989
Purpose: To provide work related educational experiences for UT Southwestern-Dallas students

THE UNIVERSITY OF TEXAS SOUTHWESTERN MEDICAL CENTER AT DALLAS

U. T. BOARD OF REGENTS' MEETING

APRIL 12, 1990

TRADEMARK LICENSE AGREEMENTS

The following agreements have been awarded and are recommended for approval by the U. T. Board of Regents. All product approvals are in accordance with Paragraphs 10.1(C) and (D) and 11.1 of the Trademark Agreement.

1. Licensee: The Genesis Group, Inc.
Centerville, Ohio 45459
- Fee-Royalty: \$50, 6%
- Period: November 1, 1989 through December 31, 1992
- Description: Use of UT Southwestern's logo (with variations) on certain paper products

THE UNIVERSITY OF TEXAS SOUTHWESTERN MEDICAL CENTER AT DALLAS

U. T. BOARD OF REGENTS' MEETING

APRIL 12, 1990

PATENT LICENSE AGREEMENTS

The following agreement has been awarded and is recommended for approval by the U. T. Board of Regents:

1. Licensee: The Totem Capital Corporation
Vancouver, British Columbia, Canada
Fee-Royalty: 5% of net sales and 33% of funds received from
Sublicensee
Period: Effective November 1, 1989
Description: Products related to U.T. Southwestern patent rights for chicken monoclonal antibodies

2. Licensee: Vitel, Inc.
Dallas, Texas 75243
Fee-Royalty: 2% of net income
Period: Effective December 22, 1989
Description: Products related to instrumentation for assessment of bone material or bone structure and/or the diagnosis of osteoporosis and which are covered by Patent produced by U.T. Southwestern Medical Center at Dallas

THE UNIVERSITY OF TEXAS SOUTHWESTERN MEDICAL CENTER AT DALLAS

U. T. BOARD OF REGENTS' MEETING

APRIL 12, 1990

CONTRACTS OR GRANTS OVER \$500,000

(FUNDS COMING IN)

The following contracts or grants in an amount over \$500,000, have been awarded, have been administratively approved by the appropriate Executive Vice Chancellor, and are recommended for approval by the U. T. Board of Regents.

1. Grantor: Children's Medical Center of Dallas
No.: None
New Funds: \$1,362,382
Current Period: September 1, 1989 through August 31, 1990
Title/Description: For professional services to hospital
2. Grantor: Zale Lipshy University Hospital
No.: None
New Funds: \$1,567,132
Current Period: September 1, 1989 through August 31, 1990
Title/Description: For professional services to hospital
3. Grantor: Department of Health and Human Services
National Institute of Child Health and Human
Development
No.: 5 P01 HD09988-14
New Funds: \$871,795
Current Period: January 1, 1990 through December 31, 1990
Title/Description: Neural Control of Gonadotropin and Prolactin
Secretion
4. Grantor: Department of Health and Human Services
National Institute of Child Health and Human
Development
No.: 5 P50 HD11149-13
New Funds: \$915,225
Current Period: January 1, 1990 through December 31, 1990
Title/Description: Initiation of Human Labor-Prevention of Prematurity
5. Grantor: Department of Health and Human Services
National Heart, Lung, and Blood Institute
No.: 2 P50 HL17669-16
New Funds: \$1,306,012
Current Period: January 1, 1990 through December 31, 1990
1 Title/Description: SCOR in Coronary and Vascular Diseases
6. Grantor: Department of Health and Human Services
Division of Research Resources
No.: 5 M01 RR00633-18
New Funds: \$1,667,238
Current Period: December 1, 1989 through November 30, 1990
Title/Description: General Clinical Research Center. Revised to
provide 12 months of support
7. Grantor: NASA Lyndon B. Johnson Space Center
No.: NAS 9-18139, Amendment No. 3
New Funds: \$823,300
Current Period: Extended to September 30, 1992
Title/Description: Additional funds for the Life Science Flight
Experiment

THE UNIVERSITY OF TEXAS SOUTHWESTERN MEDICAL CENTER AT DALLAS

U. T. BOARD OF REGENTS' MEETING

APRIL 12, 1990

FOREIGN CONTRACTS AND GRANTS FOR RESEARCH,
DEVELOPMENT AND EDUCATIONAL SERVICES

(FUNDS COMING IN)

The following items have been awarded and are recommended for approval by the U. T. Board of Regents:

1. Country: Canada
Business/Entity: National Laboratory for Immunology
Laboratory Centre for Disease Control
No.: None
New Funds: None
Current Period: October 9, 1989
Title/Description: Centre will provide certain cell lines for use in research at UT Southwestern
2. Country: Canada
Business/Entity: Robert's Research Institute
No.: None
New Funds: \$3,460
Current Period: January 5, 1990
Title/Description: American Cooperative Study of Symptomatic Carotid Endarterectomy
3. Country: Canada
Business/Entity: The Totem Capital Corporation
No.: None
New Funds: \$481,800
Current Period: February 1, 1990 through January 31, 1995
Title/Description: A research project to develop and produce chicken monoclonal antibodies

THE UNIVERSITY OF TEXAS SOUTHWESTERN MEDICAL CENTER AT DALLAS

U. T. BOARD OF REGENTS' MEETING

APRIL 12, 1990

CONTRACTS AND GRANTS FOR RESEARCH, DEVELOPMENT, CLINICAL
AND EDUCATIONAL SERVICES

Since the Docket for the previous meeting of the U. T. Board of Regents, the following activity has taken place with regard to Contracts and Grants for Research, Development, Clinical and Educational Services:

- I. Non-Governmental Contracts and Grants (Funds Coming In)
 - a. 1990 HD 167-287 Number of Initial Grant and Contract Awards
\$ 2,620,892.77 Value of Awards
 - b. 1990 HD 288-289 Number of Fiscal Amendments to Grant and Contract
 Awards (Increasing or Decreasing by \$10,000)
\$ 199,615 Total of Increased Funding
 None Total of Reduced Funding
- II. Non-Governmental Contracts and Grants (Funds Going Out)
 - a. 1990 HD 290-295 Number of Initial Grant and Contract Awards
\$ 753,885 Value of Awards
 - b. None Number of Fiscal Amendments to Grant and Contract
 Awards (Increasing or Decreasing by (\$10,000))
 None Total of Increased Funding
 None Total of Reduced Funding
- III. State and Local Government Contracts and Grants (Funds Coming In)
 - a. 1990 HD 296-304 Number of Initial Grant and Contract Awards
\$ 264,511 Value of Awards
 - b. 1990 HD 305-306 Number of Fiscal Amendments to Grant and Contract
 Awards (Increasing or Decreasing by \$10,000)
\$ 403,965 Total of Increased Funding
 None Total of Reduced Funding
- IV. State and Local Government Contracts and Grants (Funds Going Out)
 - a. 1990 HD 307-308 Number of Initial Grant and Contract Awards
\$ 7,400 Value of Awards
 - b. 1990 HD 309 Number of Fiscal Amendments to Grant and Contract
 Awards (Increasing or Decreasing by \$10,000)
\$ 11,000 Total of Increased Funding
 None Total of Reduced Funding
- V. Federal Government Contracts and Grants (Funds Coming In)
 - a. 1990 HD 310-348 Number of Initial Grant and Contract Awards
\$ 4,681,497.03 Value of Awards
 - b. 1990 HD 349-356 Number of Fiscal Amendments to Grant and Contract
 Awards (Increasing or Decreasing by (10,000))
\$ 501,892.08 Total of Increased Funding
 None Total of Reduced Funding
- VI. Federal Government Contracts and Grants (Funds Going Out)
 - a. 1990 HD 357-358 Number of Initial Grant and Contract Awards
\$ 21,335 Value of Awards
 - b. 1990 HD 359-365 Number of Fiscal Amendments to Grant and Contract
 Awards (Increasing or Decreasing by \$10,000)
\$ 411,159 Total of Increased Funding
 None Total of Reduced Funding

THE UNIVERSITY OF TEXAS SOUTHWESTERN MEDICAL CENTER AT DALLAS

U. T. BOARD OF REGENTS' MEETING

APRIL 12, 1990

AMENDMENTS TO THE 1990 BUDGET

| <u>Item, Department, Title, Name</u> | <u>Effective Date</u> | <u>% Time</u> | <u>Full-time Salary</u> | | <u>RBC</u> |
|--|-----------------------|---------------|-------------------------|-------------|------------|
| | | | <u>No. Mos.</u> | <u>Rate</u> | |
| <u>APPOINTMENTS, PROMOTIONS, AND SALARY INCREASES</u> | | | | | |
| GENERAL ADMINISTRATION | | | | | |
| Office of Purchasing | | | | | |
| Director | | | | | |
| 1. Alvin J. Behrens | 12/11 | 100 | 12 | 60,000 | 20 |
| DESIGNATED FUNDS | | | | | |
| MSRDP Administration and Operations | | | | | |
| Associate Director for Billing Operations | | | | | |
| 2. Joseph A. Russo | 10/1 | 100 | 12 | 70,000 | 14 |
| SOUTHWESTERN MEDICAL SCHOOL | | | | | |
| Office of the Dean | | | | | |
| 3. William B. Neaves | | | | | 7 |
| From: Executive Vice President for Academic Affairs and Professor of Cell Biology and Anatomy (Tenure) | | 100 | 12 | 157,000 | |
| To: Dean, Southwestern Medical School and Professor of Cell Biology and Neuroscience (Tenure) | 9/1 | 100 | 12 | 157,000 | |
| Source of Funds: | | | | | |
| \$122,000 - State | | | | | |
| 35,000 - Southwestern Medical Foundation | | | | | |
| <u>\$157,000</u> - Total Compensation | | | | | |
| Assistant Dean of Clinical Affairs, John Peter Smith Hospital; Clinical Professor of Pathology (4%) | | | | | |
| 4. James M. O'Brien | 9/1 | 100 | 12 | 75,000 | 12 |
| Dermatology | | | | | |
| 5. Richard D. Sontheimer | | | | | 13 |
| From: Professor of Dermatology and Internal Medicine (Tenure) | | 100 | 12 | 109,200 | |
| To: Professor and Vice Chairman of Dermatology and Professor of Internal Medicine (Tenure) | 10/1 | 100 | 12 | 119,200 | |
| Source of Funds: | | | | | |
| \$ 79,200 - State | | | | | |
| 40,000 - NIH Grant | | | | | |
| <u>\$119,200</u> - Total Compensation | | | | | |

THE UNIVERSITY OF TEXAS SOUTHWESTERN MEDICAL CENTER AT DALLAS

U. T. BOARD OF REGENTS' MEETING

APRIL 12, 1990

AMENDMENTS TO THE 1990 BUDGET
(Continued)

| Item, Department, Title, Name | Effective Date | % Time | Full-time Salary | | RBC |
|---------------------------------------|----------------|--------|------------------|---------|-----|
| | | | No. Mos. | Rate | |
| SOUTHWESTERN MEDICAL SCHOOL | | | | | |
| Internal Medicine | | | | | |
| 6. Philip Raskin | | | | | 22 |
| From: Professor (Tenure) | | 100 | 12 | 126,100 | |
| To: Professor (Tenure) | 1/1 | 100 | 12 | 131,100 | |
| Source of Funds: | | | | | |
| \$ 40,765 - State | | | | | |
| 69,335 - NIH Grant | | | | | |
| <u>110,100</u> - Total Salary | | | | | |
| 21,000 - MSRDP Augmentation | | | | | |
| <u>\$131,100</u> - Total Compensation | | | | | |
| | | | | | |
| 7. Peter Stastny | | | | | 23 |
| From: Professor (Tenure) | | 100 | 12 | 117,000 | |
| To: Professor (Tenure) | 1/1 | 100 | 12 | 124,500 | |
| Source of Funds: | | | | | |
| \$ 26,400 - State | | | | | |
| 40,600 - NIH Grants | | | | | |
| 40,000 - MSRDP Grant | | | | | |
| <u>107,000</u> - Total Salary | | | | | |
| 17,500 - MSRDP Augmentation | | | | | |
| <u>\$124,500</u> - Total Compensation | | | | | |
| | | | | | |
| Associate Professor (Tenure) | | | | | |
| 8. Maria-Teresa P. Olivari | 12/11 | 100 | 12 | 132,000 | 19 |
| Source of Funds: MSRDP Grant | | | | | |
| | | | | | |
| Neurological Surgery | | | | | |
| 9. Henry H. Batjer | | | | | 16 |
| From: Associate Professor (Tenure) | | 100 | 12 | 190,000 | |
| To: Associate Professor (Tenure) | 11/1 | 100 | 12 | 205,000 | |
| Source of Funds: | | | | | |
| \$ 50,000 - State | | | | | |
| 50,000 - MSRDP Grant | | | | | |
| <u>100,000</u> - Total Salary | | | | | |
| 105,000 - MSRDP Augmentation | | | | | |
| <u>\$205,000</u> - Total Compensation | | | | | |

THE UNIVERSITY OF TEXAS SOUTHWESTERN MEDICAL CENTER AT DALLAS

U. T. BOARD OF REGENTS' MEETING

APRIL 12, 1990

AMENDMENTS TO THE 1990 BUDGET
(Continued)

| <u>Item, Department, Title, Name</u> | <u>Effective Date</u> | <u>% Time</u> | <u>Full-time Salary</u> | | <u>RBC</u> |
|---------------------------------------|-----------------------|---------------|-------------------------|-------------|------------|
| | | | <u>No. Mos.</u> | <u>Rate</u> | |
| SOUTHWESTERN MEDICAL SCHOOL | | | | | |
| Obstetrics and Gynecology | | | | | |
| 10. F. G. Cunningham | | | | | 24 |
| From: Professor and Chairman (Tenure) | | 100 | 12 | 171,200 | |
| To: Professor and Chairman (Tenure) | 1/1 | 100 | 12 | 176,300 | |
| Source of Funds: | | | | | |
| \$112,500 - State | | | | | |
| 48,700 - Parkland Hospital | | | | | |
| <u>161,200</u> - Total Salary | | | | | |
| 15,100 - MSRDP Augmentation | | | | | |
| <u>\$176,300</u> - Total Compensation | | | | | |
| | | | | | |
| 11. Larry C. Gilstrap | | | | | 25 |
| From: Professor (Tenure) | | 100 | 12 | 131,600 | |
| To: Professor (Tenure) | 1/1 | 100 | 12 | 170,000 | |
| Source of Funds: | | | | | |
| \$110,000 - State | | | | | |
| 15,600 - Parkland Hospital | | | | | |
| <u>125,600</u> - Total Salary | | | | | |
| 44,400 - MSRDP Augmentation | | | | | |
| <u>\$170,000</u> - Total Compensation | | | | | |
| | | | | | |
| 12. Kenneth J. Leveno | | | | | 26 |
| From: Professor (Tenure) | | 100 | 12 | 136,500 | |
| To: Professor (Tenure) | 1/1 | 100 | 12 | 154,700 | |
| Source of Funds: | | | | | |
| \$102,500 - State | | | | | |
| 24,000 - Parkland Hospital | | | | | |
| <u>126,500</u> - Total Salary | | | | | |
| 28,200 - MSRDP Augmentation | | | | | |
| <u>\$154,700</u> - Total Compensation | | | | | |

THE UNIVERSITY OF TEXAS SOUTHWESTERN MEDICAL CENTER AT DALLAS

U. T. BOARD OF REGENTS' MEETING

APRIL 12, 1990

AMENDMENTS TO THE 1990 BUDGET
(Continued)

| <u>Item, Department, Title, Name</u> | <u>Effective Date</u> | <u>% Time</u> | <u>Full-time Salary</u> | | <u>RBC</u> |
|---|-----------------------|---------------|-------------------------|-------------|------------|
| | | | <u>No. Mos.</u> | <u>Rate</u> | |
| SOUTHWESTERN MEDICAL SCHOOL | | | | | |
| Pathology | | | | | |
| 13. Juan Lechago | | | | | 10 |
| From: Professor (nontenured clinical appointment) | | 100 | 12 | 107,000 | |
| To: A.J. Gill Professor of Pathology (nontenured clinical appointment) and Vice Chairman of Veterans Hospital Affairs | 10/1 | 100 | 12 | 107,000 | |
| Source of Funds: | | | | | |
| \$ 12,879 - State | | | | | |
| 94,121 - Paid Direct-VA Hospital | | | | | |
| <u>\$107,000</u> - Total Compensation | | | | | |
| Surgery | | | | | |
| 14. Glenn M. Preminger | | | | | 27 |
| From: Associate Professor (Tenure) | | 100 | 12 | 115,000 | |
| To: Associate Professor (Tenure) | 1/1 | 100 | 12 | 120,400 | |
| Source of Funds: | | | | | |
| \$ 33,200 - State | | | | | |
| 13,600 - NIH Grant | | | | | |
| 45,500 - MSRDP Grant | | | | | |
| <u>92,300</u> - Total Salary | | | | | |
| 28,100 - MSRDP Augmentation | | | | | |
| <u>\$120,400</u> - Total Compensation | | | | | |

THE UNIVERSITY OF TEXAS SOUTHWESTERN MEDICAL CENTER AT DALLAS

U. T. BOARD OF REGENTS' MEETING

APRIL 12, 1990

AMENDMENTS TO THE 1990 BUDGET
(Continued)

TRANSFERS OF FUNDS

RBC

SERVICE DEPARTMENTS

15. Amount of Transfer: \$100,000 17

From: Television Service Center Income (\$60,000)
Unallocated Balance-Service Departments (\$40,000)

To: Television Service Center M&O (\$60,000)
Television Service Center Equipment (\$40,000)

To provide funds for M&O and Equipment.

SOUTHWESTERN MEDICAL SCHOOL

16. Amount of Transfer: \$530,000 11

From: Biochemistry (\$100,000)
Biophysics and Molecular Genetics (\$200,000)
Cardiology Center (\$230,000)

To: Orthopaedic Surgery (\$140,000)
Unallocated Faculty Salaries (\$390,000)

To provide funds for faculty salaries.

UNEXPENDED PLANT FUNDS

17. Amount of Transfer: \$400,000 15

From: North Campus Expansion Phase I (\$400,000)

To: Flood Plain Reclamation (\$400,000)

To provide for construction of utility bridge across waterway channel.

VARIOUS DEPARTMENTS

18. Amount of Transfer: \$1,765,528 21

From: Medical School Faculty Salaries:
Biochemistry (\$257,700)
Cell Biology and Neuroscience (\$240,000)
Unallocated Faculty Salaries (\$947,828)
Graduate School Unallocated Faculty Salaries (\$320,000)

To: Medical School Faculty Salaries:
Obstetrics and Gynecology (\$625,528)
Pathology (\$275,000)
Psychiatry (\$545,000)
Graduate School Faculty Salaries:
Graduate Program in Clinical Psychiatry (\$175,000)
Graduate Program in Immunology (\$145,000)

To provide funds for faculty salaries.

THE UNIVERSITY OF TEXAS MEDICAL BRANCH
GALVESTON, TEXAS 77550

March 1, 1990

Charles B. Mullins, M.D.
Executive Vice Chancellor
for Health Affairs
The University of Texas System
601 Colorado Street
Austin, Texas 78701


Attention: System Budget Office

Dear Dr. Mullins:

The docket for the April 12, 1990 meeting of the Board of Regents is submitted for your recommendation and presentation to the Board.

I recommend approval.

Sincerely,



Thomas N. James, M.D.
President

/lc

THE UNIVERSITY OF TEXAS MEDICAL BRANCH AT GALVESTON

U.T. BOARD OF REGENTS' MEETING

APRIL 12, 1990

TABLE OF CONTENTS

| | <u>Page No.</u> |
|--|-----------------|
| Gifts from Private Donors and Foundations | G-3 |
| Business Contracts for Services - Funds Going Out | G-4 |
| Standard Affiliation Agreements | G-6 |
| Contracts and Grants for Research, Development, Clinical and Educational Services | |
| Over \$500,000 (Funds Coming In) | G-7 |
| All Others | G-8 |
| Amendments to the 1990 Budget (including faculty and staff appointments and changes in status and transfers of funds within existing budget totals) | G-9 |

THE UNIVERSITY OF TEXAS MEDICAL BRANCH AT GALVESTON

U. T. BOARD OF REGENTS' MEETING

APRIL 12, 1990

GIFTS FROM PRIVATE DONORS AND FOUNDATIONS

The following gift has been received and is recommended for acceptance by the U. T. Board of Regents:

| | <u>Donor</u> | <u>Purpose</u> | <u>Amount</u> |
|----|--|----------------|---------------|
| 1. | Mimmie Halley Smith Trust Fund C/o NCNB Texas National Bank/Dallas P. O. Box 83000 Dallas, Texas 75283-5812 | Research | \$142,521.15* |

* No letter of transmittal from the donor

THE UNIVERSITY OF TEXAS MEDICAL BRANCH AT GALVESTON

U. T. BOARD OF REGENTS' MEETING

APRIL 12, 1990

BUSINESS CONTRACTS FOR SERVICES

(FUNDS GOING OUT)

1. Agency: Cornerstone Shopping Center
Funds: \$715 per month
Period: September 1, 1989 through August 31, 1990
Title/Description: Lease of 1,100 feet of office space for
UTMB's Early Childhood Intervention
Project Launch Program

THE UNIVERSITY OF TEXAS MEDICAL BRANCH AT GALVESTON

U. T. BOARD OF REGENTS' MEETING

APRIL 12, 1990

BUSINESS CONTRACTS FOR SERVICES
(CONTINUED)

MINOR CONSTRUCTION PROJECTS, as authorized by U. T. Board of Regents' Rules and Regulations, Part II, Chapter VIII, Section 2 (Projects previously approved by the Board of Regents and/or those for Minor Repair and Remodeling for \$300,000.00 or less.)

2. Contractor: American Restoration, Inc.
Amount: \$5,750
Source of Funds: Educational and General Funds
Date of Contract: December 13, 1989
Estimated Completion Date: January 15, 1990
Project Title: Texas Department of Corrections
Hospital
Brief Description: Service Driveway Modifications
3. Contractor: Comex Corporation
Amount: \$236,200
Source of Funds: Institutional Project Funds
Date of Contract: December 15, 1989
Estimated Completion Date: March 15, 1990
Project Title: Unit D
Brief Description: Renovate the Family Medicine Area
4. Contractor: Desco Coatings of Houston
Amount: \$8,359
Source of Funds: Institutional Project Funds
Date of Contract: December 20, 1989
Estimated Completion Date: February 15, 1990
Project Title: Clinical Sciences Building
Brief Description: Epoxy Floor
5. Contractor: Dor-O-Matic of South Texas, Inc.
Amount: \$2,155
Source of Funds: Institutional Project Funds
Date of Contract: December 19, 1989
Estimated Completion Date: March 15, 1990
Project Title: Ambulatory Care Center
Brief Description: Revisions to Entrance Doors
6. Contractor: Harcon Corporation
Amount: \$294,838
Source of Funds: Institutional Project Funds
Date of Contract: November 9, 1989
Estimated Completion Date: March 1, 1990
Project Title: Basic Sciences Building
Brief Description: Coil Replacement
7. Contractor: E. A. Young Company
Amount: \$46,800
Source of Funds: Institutional Project Funds
Date of Contract: December 18, 1989
Estimated Completion Date: March 1, 1990
Project Title: Moody Memorial Library
Brief Description: Exterior Repairs

THE UNIVERSITY OF TEXAS MEDICAL BRANCH AT GALVESTON

U. T. BOARD OF REGENTS' MEETING

APRIL 12, 1990

STANDARD AFFILIATION AGREEMENTS

The agreements recommended for approval by the U. T. Board of Regents are based on the model agreement adopted on December 16, 1977.

1. Facility: The Lyndon B. Johnson Space Center of the National Aeronautics and Space Administration
Houston, Texas
Date: February 9, 1990
Purpose: To provide for the exchange of scientific information and qualified personnel and permit collaboration in research and clinical programs
2. Facility: Methodist Medical Center
Dallas, Texas
Date: January 22, 1990
Purpose: To provide occupational therapy students from UTMB with certain educational opportunities
3. Facility: San Jacinto Methodist Medical Center
Baytown, Texas
Date: January 22, 1990
Purpose: To provide health related studies students from UTMB with certain educational opportunities
4. Facility: South Texas State Hospital
Harlingen, Texas
Date: January 23, 1990
Purpose: To provide physician assistant students from UTMB with certain educational opportunities
5. Facility: The University of Minnesota
Minneapolis, Minnesota
Date: January 30, 1990
Purpose: To provide students from The University of Minnesota with certain educational opportunities at UTMB

THE UNIVERSITY OF TEXAS MEDICAL BRANCH AT GALVESTON

U. T. BOARD OF REGENTS' MEETING

APRIL 12, 1990

CONTRACTS OR GRANTS OVER \$500,000

(FUNDS COMING IN)

The following contracts or grants in an amount over \$500,000, have been awarded, have been administratively approved by the appropriate Executive Vice Chancellor, and are recommended for approval by the U. T. Board of Regents.

1. Agency: Texas Department of Criminal Justice
Institutional Division
No.: IAC(90-91)-0897
New Funds: \$5,000,000
Current Period: December 1, 1989 through August 31, 1991
Title/Description: To provide in-patient care, emergency care, and out-patient specialty clinics to be delivered on-site at UTMB or at other sites as mutually agreed by both parties

2. Agency: Texas Department of Human Services
No.: PS 111-16-P-00, Amendment Number 7
New Funds: \$507,759
Current Period: September 1, 1989 through August 31, 1990
Title/Description: To provide family planning services to eligible clients

THE UNIVERSITY OF TEXAS MEDICAL BRANCH AT GALVESTON

U. T. BOARD OF REGENTS' MEETING

APRIL 12, 1990

CONTRACTS AND GRANTS FOR RESEARCH, DEVELOPMENT, CLINICAL
AND EDUCATIONAL SERVICES

Since the Docket for the previous meeting of the U. T. Board of Regents, the following activity has taken place with regard to Contracts and Grants for Research, Development, Clinical and Educational Services:

- I. Non-Governmental Contracts and Grants (Funds Coming In)
- a. 1990 G 66-83 Number of Initial Grant and Contract Awards
\$ 411,369.52 Value of Awards
- b. 1990 G 84-99 Number of Fiscal Amendments to Grant and Contract
 Awards (Increasing or Decreasing by \$10,000)
\$ 389,420.98 Total of Increased Funding
\$ None Total of Reduced Funding
- II. Non-Governmental Contracts and Grants (Funds Going Out)
- a. 100 Number of Initial Grant and Contract Awards
\$ 15,500.00 Value of Awards
- b. None Number of Fiscal Amendments to Grant and Contract
 Awards (Increasing or Decreasing by \$10,000)
\$ None Total of Increased Funding
\$ None Total of Reduced Funding
- III. State and Local Government Contracts and Grants (Funds Coming In)
- a. 1990 G 101-105 Number of Initial Grant and Contract Awards
\$ 383,631.50 Value of Awards
- b. 1990 G 106 Number of Fiscal Amendments to Grant and Contract
 Awards (Increasing or Decreasing by \$10,000)
\$ 43,735.28 Total of Increased Funding
\$ None Total of Reduced Funding
- IV. State and Local Government Contracts and Grants (Funds Going Out)
- a. 1990 G 107-109 Number of Initial Grant and Contract Awards
\$ 102,800.00 Value of Awards
- b. None Number of Fiscal Amendments to Grant and Contract
 Awards (Increasing or Decreasing by \$10,000)
\$ None Total of Increased Funding
\$ None Total of Reduced Funding
- V. Federal Government Contracts and Grants (Funds Coming In)
- a. 1990 G 110-118 Number of Initial Grant and Contract Awards
\$1,224,534.00 Value of Awards
- b. 1990 G 119-136 Number of Fiscal Amendments to Grant and Contract
 Awards (Increasing or Decreasing by \$10,000)
\$2,043,416.00 Total of Increased Funding
\$ None Total of Reduced Funding
- VI. Federal Government Contracts and Grants (Funds Going Out)
- a. None Number of Initial Grant and Contract Awards
\$ None Value of Awards
- b. None Number of Fiscal Amendments to Grant and Contract
 Awards (Increasing or Decreasing by \$10,000)
\$ None Total of Increased Funding
\$ None Total of Reduced Funding

THE UNIVERSITY OF TEXAS MEDICAL BRANCH AT GALVESTON

U. T. BOARD OF REGENTS' MEETING

APRIL 12, 1990

AMENDMENTS TO THE 1990 BUDGET

The term "rate" for academic institutions is the full-time nine-month base rate and for health institutions is the full-time twelve month base rate; for all other personnel it is the full-time rate, the appointee receiving a proportionate amount depending upon the fraction of time for which he is appointed and the period of his appointment. Source of funds for payment of salaries, unless otherwise shown, is the departmental salaries account.

APPOINTMENTS TO NAMED PROFESSORSHIPS, ENDOWED FELLOWSHIPS, ENDOWED PROFESSORSHIPS, AND ENDOWED CHAIRS - 1990 BUDGET

Appointments were approved through Agenda or Docket action at prior meetings of the Board of Regents, as follows:

| <u>Professorship or Chair and Department of School</u> | <u>Rate</u> | <u>Chair or Professorship Appointment</u> | <u>Effective Date</u> |
|---|-------------|---|---------------------------|
| SCHOOL OF MEDICINE AND UNIVERSITY HOSPITALS Radiology Robert N. Cooley Distinguished Professor (Tenure) 1. Melvyn H. Schrieber | 216,000 | 216,000 | 12/07 |

Source of Funds:
 \$100,156 - State
 111,844 - MSRDP Grant
\$212,000 - Total Salary
 4,000 - MSRDP Augmentation
\$216,000 - Total Compensation

THE UNIVERSITY OF TEXAS MEDICAL BRANCH AT GALVESTON

U. T. BOARD OF REGENTS' MEETING

APRIL 12, 1990

AMENDMENTS TO THE 1990 BUDGET
(Continued)

| Item, Department, Title, Name | Effective Date | % Time | Full-time Salary | | RBC |
|---|----------------|--------|------------------|-----------|-----|
| | | | No. Mos. | Rate | |
| <u>APPOINTMENTS, PROMOTIONS, AND SALARY INCREASES</u> | | | | | |
| SCHOOL OF MEDICINE AND GRADUATE SCHOOL | | | | | |
| Human Biological Chemistry and Genetics and Graduate School | | | | | |
| 2. Jose R. Perez-Polo | | | | | 27 |
| From: Professor (Tenure), HBC&G Professor, Graduate School | | 100 | 12 | \$ 72,073 | |
| To: Professor (Tenure), HBC&G Professor, Graduate School | 1/01 | 100 | 12 | 96,397 | |
| Source of Funds: | | | | | |
| \$36,939 - State | | | | | |
| 59,458 - Grants | | | | | |
| <u>\$96,397</u> - Total Salary | | | | | |
| SCHOOL OF MEDICINE | | | | | |
| Internal Medicine | | | | | |
| 3. Roger D. Soloway | | | | | 30 |
| From: Professor (Tenure) | | 100 | 12 | 155,343 | |
| To: Professor (Tenure) | 1/07 | 100 | 12 | 165,343 | |
| Source of Funds: | | | | | |
| \$114,631 - State | | | | | |
| 50,712 - MSRDP Grant | | | | | |
| <u>\$165,343</u> - Total Salary | | | | | |
| Internal Medicine and Pharmacology | | | | | |
| 4. Allan Green | | | | | 18 |
| From: Associate Professor (Tenure) | | 100 | 12 | \$ 60,000 | |
| To: Associate Professor (Tenure) | 10/01 | 100 | 12 | 63,000 | |
| Source of Funds: | | | | | |
| \$30,000 - State | | | | | |
| 3,128 - MSRDP Grant | | | | | |
| 29,872 - DHHS Grant | | | | | |
| <u>\$63,000</u> - Total Salary | | | | | |

THE UNIVERSITY OF TEXAS MEDICAL BRANCH AT GALVESTON

U. T. BOARD OF REGENTS' MEETING

APRIL 12, 1990

AMENDMENTS TO THE 1990 BUDGET
(Continued)

| <u>Item, Department, Title, Name</u> | <u>Effective Date</u> | <u>% Time</u> | <u>Full-time Salary</u> | | <u>RBC</u> |
|--|-----------------------|---------------|-------------------------|-------------|------------|
| | | | <u>No. Mos.</u> | <u>Rate</u> | |
| <u>APPOINTMENTS, PROMOTIONS, AND SALARY INCREASES</u> | | | | | |
| SCHOOL OF MEDICINE | | | | | |
| Internal Medicine and Office of Educational Development | | | | | |
| 5. Emil R. Petrusa | | | | | 19 |
| From: Associate Professor (Tenure), Internal Medicine Associate Director, Office of Educational Development | | 100 | 12 | 58,729 | |
| To: Associate Professor (Tenure), Internal Medicine Associate Director, Office of Educational Development | 10/01 | 100 | 12 | 60,564 | |
| Source of Funds: | | | | | |
| \$51,983 - State | | | | | |
| 8,581 - DHHS Grant | | | | | |
| <u>\$60,564</u> - Total Salary | | | | | |
| SCHOOL OF MEDICINE | | | | | |
| Obstetrics and Gynecology and Pathology | | | | | |
| 6. Tung V. Dihn | | | | | 34 |
| From: Professor (Tenure), OB-GYN Associate Professor (Tenure), Pathology | | 100 | 12 | \$105,000 | |
| To: Professor (Tenure), OB-GYN and Pathology | 2/01 | 100 | 12 | 117,000 | |
| Source of Funds: | | | | | |
| \$ 65,000 - State | | | | | |
| 52,000 - MSRDP Grant | | | | | |
| <u>\$117,000</u> - Total Salary | | | | | |

THE UNIVERSITY OF TEXAS MEDICAL BRANCH AT GALVESTON

U. T. BOARD OF REGENTS' MEETING

APRIL 12, 1990

AMENDMENTS TO THE 1990 BUDGET
(Continued)

| <u>Item, Department, Title, Name</u> | <u>Effective Date</u> | <u>% Time</u> | <u>Full-time Salary</u> | | <u>RBC</u> |
|---|-----------------------|---------------|-------------------------|-------------|------------|
| | | | <u>No. Mos.</u> | <u>Rate</u> | |
| <u>APPOINTMENTS, PROMOTIONS, AND SALARY INCREASES</u> | | | | | |
| SCHOOL OF MEDICINE | | | | | |
| Obstetrics and Gynecology | | | | | |
| 7. Harry M. Little, Jr. | | | | | 32 |
| From: Professor (Tenure) | | 100 | 12 | 136,500 | |
| To: Professor (Tenure) | 2/01 | 100 | 12 | 141,500 | |
| Source of Funds: | | | | | |
| \$ 89,000 - State | | | | | |
| 28,480 - MSRDP Grant | | | | | |
| <u>\$117,480</u> - Total Salary | | | | | |
| 24,020 - MSRDP Augmentation | | | | | |
| <u>\$141,500</u> - Total Compensation | | | | | |
| 8. Manubai Nagamani | | | | | 33 |
| From: Professor (Tenure) | | 100 | 12 | 119,880 | |
| To: Professor (Tenure) | 2/01 | 100 | 12 | 127,880 | |
| Source of Funds: | | | | | |
| \$ 87,250 - State | | | | | |
| 30,230 - DHHS Grant | | | | | |
| <u>\$117,480</u> - Total Salary | | | | | |
| 10,400 - MSRDP Augmentation | | | | | |
| <u>\$127,880</u> - Total Compensation | | | | | |

THE UNIVERSITY OF TEXAS MEDICAL BRANCH AT GALVESTON

U. T. BOARD OF REGENTS' MEETING

APRIL 12, 1990

AMENDMENTS TO THE 1990 BUDGET
(Continued)

| Item, Department, Title, Name | Effective Date | % Time | No. Mos. | Full-time Salary | |
|---|----------------|--------|----------|------------------|-----|
| | | | | Rate | RBC |
| SCHOOL OF MEDICINE | | | | | |
| Obstetrics and Gynecology and Radiation Therapy | | | | | |
| 9. Edward V. Hannigan | | | | | 31 |
| From: Frances Eastland Connally Professor in OB-GYN (Tenure) Professor (Tenure), Radiation Therapy | | 100 | 12 | \$135,450 | |
| To: Frances Eastland Connally Professor in OB-GYN (Tenure) Professor (Tenure), Radiation Therapy | 2/01 | 100 | 12 | 139,450 | |
| Source of Funds: | | | | | |
| \$ 85,000 - State | | | | | |
| 13,000 - Frances Eastland Connally Professorship in Gynecological Oncology | | | | | |
| 19,480 - MSRDP Grant | | | | | |
| <u>\$117,480</u> - Total Salary | | | | | |
| 21,970 - MSRDP Augmentation | | | | | |
| <u>\$139,450</u> - Total Compensation | | | | | |
| SCHOOL OF MEDICINE, GRADUATE SCHOOL, AND EDUCATIONAL CANCER CENTER | | | | | |
| Pathology, Pharmacology, and Preventive Medicine and Community Health Graduate School Educational Cancer Center | | | | | |
| 10. Ahmed E. Ahmed | | | | | 29 |
| From: Professor (Tenure), Pathology and PM&CH Professor, Graduate School and Educational Cancer Center | | 100 | 12 | 70,218 | |
| To: Professor (Tenure), Pathology, Pharmacology, and PM&CH Professor, Graduate School and Educational Cancer Center | 1/01 | 100 | 12 | 73,729 | |
| Source of Funds: | | | | | |
| \$36,283 - State | | | | | |
| 37,446 - MSRDP Grant | | | | | |
| <u>\$73,729</u> - Total Salary | | | | | |

THE UNIVERSITY OF TEXAS MEDICAL BRANCH AT GALVESTON

U. T. BOARD OF REGENTS' MEETING

APRIL 12, 1990

AMENDMENTS TO THE 1990 BUDGET
(Continued)

| Item, Department, Title, Name | Effective Date | % Time | No. Mos. | Full-time Salary | |
|--|----------------|--------|----------|------------------|-----|
| | | | | Rate | RBC |
| SCHOOL OF MEDICINE | | | | | |
| Pathology and Human Biological Chemistry and Genetics | | | | | |
| 11. Ghulam A. Ansari | | | | | 26 |
| From: Associate Professor (Tenure) | | 100 | 12 | \$ 61,874 | |
| To: Associate Professor (Tenure) | 1/01 | 10 | 12 | 68,835 | |
| Source of Funds: | | | | | |
| \$37,188 - State | | | | | |
| 31,647 - DHHS Grant | | | | | |
| <u>\$68,835</u> - Total Salary | | | | | |
| SCHOOL OF MEDICINE AND CANCER CENTER | | | | | |
| Radiation Therapy and Pediatrics Cancer Center | | | | | |
| 12. James A. Belli | | | | | 11 |
| From: Professor and Chairman (Tenure), Radiation Therapy Professor (Tenure), Pediatrics Professor, Cancer Center | | 100 | 12 | 162,800 | |
| To: Professor and Chairman (Tenure), Radiation Therapy Professor (Tenure), Pediatrics Professor, Cancer Center | 11/01 | 100 | 12 | 175,000 | |
| Source of Funds: | | | | | |
| \$114,602 - State | | | | | |
| 60,398 - MSRDP Augmentation | | | | | |
| <u>\$175,000</u> - Total Compensation | | | | | |
| Radiology | | | | | |
| 13. Rajendra Kumar | | | | | 28 |
| From: Professor (Tenure) | | 100 | 12 | 153,835 | |
| To: Professor (Tenure) | 2/01 | 100 | 12 | 158,450 | |
| Source of Funds: | | | | | |
| \$ 80,000 - State | | | | | |
| 78,450 - MSRDP Augmentation | | | | | |
| <u>\$158,450</u> - Total Compensation | | | | | |

THE UNIVERSITY OF TEXAS MEDICAL BRANCH AT GALVESTON

U. T. BOARD OF REGENTS' MEETING

APRIL 12, 1990

AMENDMENTS TO THE 1990 BUDGET
(Continued)

| Item, Department, Title, Name | Effective Date | % Time | No. Mos. | Full-time Salary | |
|--|----------------|--------|----------|------------------|-----|
| | | | | Rate | RBC |
| SCHOOL OF MEDICINE | | | | | |
| Surgery | | | | | |
| Professor and Chief (Tenure) | | | | | |
| 14. Elgene G. Mainous | 9/01 | 100 | 12 | 130,000 | 10 |
| Source of Funds: | | | | | |
| \$ 59,000 - State | | | | | |
| 46,000 - MSRDP Grant | | | | | |
| <u>\$105,000</u> - Total Salary | | | | | |
| 25,000 - MSRDP Augmentation | | | | | |
| <u>\$130,000</u> - Total Compensation | | | | | |
| INTERFERON RESEARCH PROGRAM AND | | | | | |
| SCHOOL OF MEDICINE | | | | | |
| Interferon Research Program Microbiology | | | | | |
| and Microbiology | | | | | |
| 15. Gary R. Klimpel | | | | | 24 |
| From: Professor (Tenure) | | 100 | 12 | 68,778 | |
| To: Professor (Tenure) | 1/01 | 100 | 12 | 72,904 | |
| Source of Funds: | | | | | |
| \$43,190 - State | | | | | |
| 28,246 - Shrine Affiliation Agreement | | | | | |
| 1,468 - DHHS Grant | | | | | |
| <u>\$72,904</u> - Total Salary | | | | | |

THE UNIVERSITY OF TEXAS MEDICAL BRANCH AT GALVESTON

U. T. BOARD OF REGENTS' MEETING

APRIL 12, 1990

AMENDMENTS TO THE 1990 BUDGET
(Continued)

| Item, Department, Title, Name | Effective Date | % Time | No. Mos. | Full-time Salary | |
|--|----------------|--------|----------|------------------|-----|
| | | | | Rate | RBC |
| MARINE BIOMEDICAL INSTITUTE AND SCHOOL OF MEDICINE | | | | | |
| Marine Biomedical Institute and Physiology and Biophysics | | | | | |
| 16. Li-Yen M. Huang | | | | | 13 |
| From: Member, MBI Associate Professor (Tenure), Physiology and Biophysics | | 100 | 12 | \$ 56,000 | |
| To: Member, MBI Associate Professor (Tenure), Physiology and Biophysics | 12/01 | 100 | 12 | 57,800 | |
| Source of Funds: | | | | | |
| \$17,800 - State | | | | | |
| 40,000 - DHHS Grant | | | | | |
| <u>\$57,800</u> - Total Salary | | | | | |
| Marine Biomedical Institute Marine Medicine and Psychiatry and Behavioral Sciences | | | | | |
| 17. Roger T. Hanlon | | | | | 12 |
| From: Chief Biology and Marine Resources Division, MBI Professor (Tenure), Psychiatry and Behavioral Sciences | | 100 | 12 | 63,300 | |
| To: Chief, Biology and Marine Resources Division, MBI Professor (Tenure), Psychiatry and Behavioral Sciences | 12/01 | 100 | 12 | 67,300 | |

THE UNIVERSITY OF TEXAS MEDICAL BRANCH AT GALVESTON

U. T. BOARD OF REGENTS' MEETING

APRIL 12, 1990

AMENDMENTS TO THE 1990 BUDGET
(Continued)

| <u>Item, Department, Title, Name</u> | <u>Effective Date</u> | <u>% Time</u> | <u>No. Mos.</u> | <u>Full-time Salary</u> | |
|---|-----------------------|---------------|-----------------|-------------------------|------------|
| | | | | <u>Rate</u> | <u>RBC</u> |
| MEDICAL SERVICE, RESEARCH AND DEVELOPMENT PLAN AND SCHOOL OF MEDICINE Office of UT-MED and Surgery 18. Michael M. Warren | | | | | 14 |
| From: Medical Director, Office of UT-MED Robert Earl Cone Professor and Chief (Tenure), Surgery | | 100 | 12 | \$182,700 | |
| To: Medical Director, Office of UT-MED Robert Earl Cone Professor and Chief (Tenure), Surgery | 12/01 | 100 | 12 | 191,835 | |
| Source of Funds: | | | | | |
| \$ 62,000 - State | | | | | |
| 125,485 - MSRDP Grant | | | | | |
| <u>\$187,485</u> - Total Salary | | | | | |
| 4,350 - MSRDP Augmentation | | | | | |
| <u>\$191,835</u> - Total Compensation | | | | | |

THE UNIVERSITY OF TEXAS MEDICAL BRANCH AT GALVESTON

U. T. BOARD OF REGENTS' MEETING

APRIL 12, 1990

AMENDMENTS TO THE 1990 BUDGET
(Continued)

TRANSFER OF FUNDS

RBC

Auxiliary Enterprises

19. Amount of Transfer: \$150,000

35

From: Unappropriated Surplus - Auxiliary Enterprises

To: Campus View Apartments Maintenance and Operation

To cover the needed renovations and repairs to the
Campus View Apartments

ADVANCED RESEARCH AND ADVANCED TECHNOLOGY
PROGRAMS

20. Amount of Transfer: \$800,965

41

From: Allocation of General Revenue by Coordinating Board

To: Advanced Research/Technology Programs for:

| | |
|------------------------------------|------------------|
| Paul H. Weigel | \$208,314 |
| Harvey M. Fishman | 214,279 |
| Darrell H. Carney | 200,000 |
| William S. Fisher (with TAMU-G) | 44,000 |
| C. P. Davis | 134,372 |
| | <u>\$800,965</u> |

Transfer funds to establish budgets for various Coordinating
Board Advanced Research/Technology Program projects as awarded
by competitive review.

The University of Texas
Health Science Center at Houston



M. David Low, M.D., Ph.D.
President

P.O. Box 20036
Houston, Texas 77225
(713) 792-4975

March 6, 1990

Dr. Charles B. Mullins
Executive Vice Chancellor for Health Affairs
The University of Texas System
601 Colorado Street
Austin, Texas 78701

Attn: System Budget Office

Dear Dr. Mullins:

The docket for the April 12, 1990 Meeting of the Board of Regents is submitted for your recommendation and presentation to the Board.

I recommend approval.

Sincerely,

A handwritten signature in cursive script that reads "David".

M. David Low, M.D., Ph.D.

MDL:mr

THE UNIVERSITY OF TEXAS HEALTH SCIENCE CENTER AT HOUSTON

U. T. BOARD OF REGENTS' MEETING

APRIL 12, 1990

TABLE OF CONTENTS

| | <u>Page No.</u> |
|--|-----------------|
| Gifts from Private Donors and Foundations | HH-3 |
| Business Contracts for Services | HH-4 |
| Funds Going Out | |
| Construction Contracts of \$300,000 or Less | |
| Standard Affiliation Agreements | HH-6 |
| Patent License Agreements | HH-7 |
| Contracts, Grants and Agreements for Research, Development, and Educational Services | |
| Over \$500,000 (Funds Coming In) | HH-8 |
| All Others | HH-9 |
| Amendments to the 1990 Budget (including faculty and staff appointments and changes in status and transfers of funds within existing budget totals) | HH-10 |

THE UNIVERSITY OF TEXAS HEALTH SCIENCE CENTER AT HOUSTON

U. T. BOARD OF REGENTS' MEETING

APRIL 12, 1990

GIFTS FROM PRIVATE DONORS AND FOUNDATIONS

The following gift has been received and is recommended for acceptance by the U.T. Board of Regents:

| <u>Donor</u> | <u>Purpose</u> | <u>Amount</u> |
|---|--|---------------|
| 1. McGovern Fund for the Behavioral Sciences 6969 Brompton Houston, Texas 77025 | For support of the Nursing School to the Conference on Suffering and the accompanying book, "The Invisible Dimension of Illness: Human Suffering." | \$30,000 |

THE UNIVERSITY OF TEXAS HEALTH SCIENCE CENTER AT HOUSTON

U. T. BOARD OF REGENTS' MEETING

APRIL 12, 1990

BUSINESS CONTRACTS FOR SERVICES

(FUNDS GOING OUT)

The following contracts have been awarded, have been administratively approved by the Executive Vice Chancellor for Business Affairs, and are recommended for ratification by the U. T. Board of Regents:

1. Agency: Hermann Hospital
Funds: \$1,836.25 per month
Period: January 1, 1990 through December 31, 1992
Title/Description: To lease 1469 square feet in the Hermann Professional Building for the Department of Pediatrics to office their AIDS research program
2. Agency: Merit Corporation
Funds: \$485.45 per month
Period: November 1, 1989 through October 31, 1992
Title/Description: To lease 645 square feet of apartment space for Dental Branch students in Brownsville, Texas providing care for indigent patients in cooperation with the Brownsville Health Department

MINOR CONSTRUCTION PROJECTS, as authorized by U. T. Board of Regents' Rules and Regulations, Part II, Chapter VIII, Section 2 (Projects previously approved by the Board of Regents and/or those for Minor Repair and Remodeling for \$300,000.00 or less.)

3. Contractor: Envirocare Incorporated
Amount: \$9,283.00
Source of Funds: Unexpended Plant Funds
Date of Contract: January 25, 1990
Estimated Completion Date: February 5, 1990
Project Title: Graduate School of Biomedical Sciences
Brief Description: Asbestos Cleanup/Cable Installation
4. Contractor: Max Grigsby Company Inc.
Amount: \$190,838.00
Source of Funds: Designated Funds
Date of Contract: November 29, 1989
Estimated Completion Date: March 13, 1990
Project Title: Medical School Building
Brief Description: Phase II Remodeling Internal Medicine Lab Equipment

The University of Texas Health Science Center at Houston
U. T. Board of Regents' Meeting
April 12, 1990
Minor Construction Projects (Continued)

5. Contractor: A. P. Keller Construction Company
Amount: \$9,378.00
Source of Funds: MSRDP Funds
Date of Contract: January 30, 1990
Estimated Completion Date: March 9, 1990
Project Title: John Freeman Building
Brief Description: Renovations to Microbiology Vax Room
6. Contractor: A. P. Keller Construction Company
Amount: \$76,182.00
Source of Funds: Current Restricted - Private Funds
Date of Contract: December 17, 1989
Estimated Completion Date: March 5, 1990
Project Title: Medical School Building
Brief Description: Lounge Renovations - 5th Floor
7. Contractor: A. P. Keller Construction Company
Amount: \$200,070.71
Source of Funds: Designated Funds
Date of Contract: November 7, 1989
Estimated Completion Date: February 5, 1990
Project Title: Medical School Building
Brief Description: Internal Medicine, 6th Floor labs and offices, Phase III
8. Contractor: Pavers Plus Co.
Amount: \$6,989.36
Source of Funds: Auxiliary Enterprise Funds
Date of Contract: December 15, 1989
Estimated Completion Date: December 22, 1989
Project Title: Recreation Center
Brief Description: Install interlocking paving stone
9. Contractor: Paul Yeatts, Ent. Inc.
Amount: \$2,500.00
Source of Funds: Service Department Funds
Date of Contract: November 29, 1989
Estimated Completion Date: December 19, 1989
Project Title: Dental Branch
Brief Description: Install concrete storm drains, catch basin and grate

THE UNIVERSITY OF TEXAS HEALTH SCIENCE CENTER AT HOUSTON

U. T. BOARD OF REGENTS' MEETING

APRIL 12, 1990

STANDARD AFFILIATION AGREEMENTS

The agreements recommended for approval by the U. T. Board of Regents are based on the model agreement adopted on December 16, 1977.

1. Facility: Houston Women's Health Care Center, Inc.
Date: October 1, 1989
Purpose: Health Care Educational Experience Program established primarily for the benefit of students in the School of Nursing

2. Facility: Timberlawn Psychiatric Hospital
Date: April 28, 1989
Purpose: Health Care Educational Experience Program established primarily for the benefit of students in the Medical School

THE UNIVERSITY OF TEXAS HEALTH SCIENCE CENTER AT HOUSTON

U. T. BOARD OF REGENTS' MEETING

APRIL 12, 1990

PATENT LICENSE AGREEMENTS

The following agreement has been awarded and is recommended for approval by the U. T. Board of Regents:

1. Licensee: UVI Medical Products, Inc.
Fee-Royalty: A royalty rate equal to 5% of the first \$50,000 in net sales; a royalty rate equal to 7.5% of the second \$50,000 in net sales; a royalty rate equal to 10% of net sales over \$100,000; and/or one-half of the gross revenues received by licensee from any sublicensee.
Period: December 1, 1989 through November 30, 1992
Description: Technology License Agreement for Cyclosporine Therapy

THE UNIVERSITY OF TEXAS HEALTH SCIENCE CENTER AT HOUSTON

U. T. BOARD OF REGENTS' MEETING

APRIL 12, 1990

CONTRACTS OR GRANTS OVER \$500,000

(FUNDS COMING IN)

The following contracts or grants in an amount over \$500,000, have been awarded, have been administratively approved by the Executive Vice Chancellor for Business Affairs, and are recommended for approval by the U. T. Board of Regents.

1. Grantor: Department of Health and Human Services
National Institute of Child Health and Human Development
No.: 5 P01 HD13021-11
New Funds: \$909,285
Current Period: December 1, 1989 through November 30, 1990
Title/Description: Role of Human Milk in Infant Nutrition and Health
2. Grantor: Foundation for Research
No.: None
New Funds: \$648,601.00
Current Period: January 1, 1990 through December 31, 1990
Title/Description: Positron Diagnostic and Research Center Core Facilities
3. Grantor: National Multiple Sclerosis Society
No.: RG 2203-A-5
New Funds: \$507,914
Current Period: April 1, 1990 through March 31, 1995
Title/Description: Role of nonstructural proteins during infection with
MHV-JHM

THE UNIVERSITY OF TEXAS HEALTH SCIENCE CENTER AT HOUSTON

U. T. BOARD OF REGENTS' MEETING

APRIL 12, 1990

Contracts and Grants for Research, Development, Clinical
and Educational Services

Since the Docket for the previous meeting of the U. T. Board of Regents, the following activity has taken place with regard to Contracts and Grants for Research, Development, Clinical and Educational Services:

- I. Non-Governmental Contracts and Grants (Funds Coming In)
- a. 1990 HH 124-167 Number of Initial Grant and Contract Awards
\$ 1,430,678.92 Value of Awards
- b. 1990 HH 168 Number of Fiscal Amendments to Grant and Contract
Awards (Increasing or Decreasing by \$10,000)
\$ 296,775.00 Total of Increased Funding
\$ None Total of Reduced Funding
- II. Non-Governmental Contracts and Grants (Funds Going Out)
- a. 1990 HH 169-178 Number of Initial Grant and Contract Awards
\$ 135,110.00 Value of Awards
- b. None Number of Fiscal Amendments to Grant and Contract
Awards (Increasing or Decreasing by \$10,000)
\$ None Total of Increased Funding
\$ None Total of Reduced Funding
- III. State and Local Government Contracts and Grants (Funds Coming In)
- a. 1990 HH 179-183 Number of Initial Grant and Contract Awards
\$ 291,803.00 Value of Awards
- b. None Number of Fiscal Amendments to Grant and Contract
Awards (Increasing or Decreasing by \$10,000)
\$ None Total of Increased Funding
\$ None Total of Reduced Funding
- IV. State and Local Government Contracts and Grants (Funds Going Out)
- a. 1990 HH 184 Number of Initial Grant and Contract Awards
\$ 31,082.00 Value of Awards
- b. None Number of Fiscal Amendments to Grant and Contract
Awards (Increasing or Decreasing by \$10,000)
\$ None Total of Increased Funding
\$ None Total of Reduced Funding
- V. Federal Government Contracts and Grants (Funds Coming In)
- a. 1990 HH 185-200 Number of Initial Grant and Contract Awards
\$ 2,421,945.00 Value of Awards
- b. 1990 HH 201-202 Number of Fiscal Amendments to Grant and Contract
Awards (Increasing or Decreasing by \$10,000)
\$ 41,822.00 Total of Increased Funding
\$ None Total of Reduced Funding
- VI. Federal Government Contracts and Grants (Funds Going Out)
- a. None Number of Initial Grant and Contract Awards
\$ None Value of Awards
- b. None Number of Fiscal Amendments to Grant and Contract
Awards (Increasing or Decreasing by \$10,000)
\$ None Total of Increased Funding
\$ None Total of Reduced Funding

THE UNIVERSITY OF TEXAS HEALTH SCIENCE CENTER AT HOUSTON

U. T. BOARD OF REGENTS' MEETING

APRIL 12, 1990

AMENDMENTS TO THE 1990 BUDGET

The term "rate" for academic institutions is the full-time nine-month base rate and for health institutions is the full-time twelve-month base rate; for all other personnel it is the full-time rate, the appointee receiving a proportionate amount depending upon the fraction of time for which he is appointed and the period of this appointment. Source of funds for payment of salaries, unless otherwise shown, is the departmental salaries account.

APPOINTMENTS TO NAMED PROFESSORSHIPS, ENDOWED FELLOWSHIPS, ENDOWED PROFESSORSHIPS, AND ENDOWED CHAIRS - 1990 BUDGET

Appointments were approved through Agenda or Docket action at prior meetings of the Board of Regents, as follows:

| <u>Professorship or Chair and Department or School</u> | <u>Academic Rate</u> | <u>Chair or Professorship Appointment</u> | <u>Effective Date</u> |
|---|--------------------------|---|---------------------------|
| HOUSTON MEDICAL SCHOOL | | | |
| Obstetrics, Gynecology and Reproductive Sciences | | | |
| The Berel Held M.D. Professorship in the Department of Obstetrics, Gynecology and Reproductive Sciences | | | |
| 1. Mohamed Yusoff Dawood (Tenure) (RBC 074) | \$185,000 | | 01/01/90 |

Source of Funds:

\$117,400 - State
 67,600 - MSRDP Augmentation
\$185,000 - Total Compensation

THE UNIVERSITY OF TEXAS HEALTH SCIENCE CENTER AT HOUSTON

U. T. BOARD OF REGENTS' MEETING

APRIL 12, 1990

AMENDMENTS TO THE 1990 BUDGET
(Continued)

| Item, Department, Title, Name | Effective Date | % Time | Full-time Salary | | RBC |
|--|----------------|--------|------------------|----------|-----|
| | | | No. Mos. | Rate | |
| <u>APPOINTMENTS, PROMOTIONS, AND SALARY INCREASES</u> | | | | | |
| HOUSTON MEDICAL SCHOOL | | | | | |
| Clinical Sciences | | | | | |
| Internal Medicine - Cardiology | | | | | |
| 2. Merrill Overturf | | | | | 057 |
| From: Professor (Tenure) | | 100 | 12 | \$57,300 | |
| To: Professor (Tenure) | 09/01/89 | 100 | 12 | 69,300 | |
| Source of Funds: | | | | | |
| \$ 25,641 - State | | | | | |
| 11,781 - Grant Funds | | | | | |
| 31,878 - MSRDP Grant | | | | | |
| <u>\$ 69,300</u> - Total Salary | | | | | |
| Obstetrics, Gynecology and Reproductive Sciences | | | | | |
| Associate Professor (Tenure) | | | | | |
| 3. Firyal S. Kahn-Dawood | 01/01/90 | 100 | 12 | 65,000 | 073 |
| Pathology and Laboratory Medicine | | | | | |
| Professor (Tenure) | | | | | |
| 4. Edwin H. Eigenbrodt | 10/01/89 | 100 | 12 | 110,000 | 056 |
| Source of Funds: | | | | | |
| \$ 64,240 - State | | | | | |
| 23,760 - MSRDP Grant | | | | | |
| 22,000 - MSRDP Augmentation | | | | | |
| <u>\$110,000</u> - Total Compensation | | | | | |
| HOUSTON DENTAL BRANCH | | | | | |
| School of Dentistry | | | | | |
| Operative Dentistry | | | | | |
| 5. Lloyd A. George | | | | | 036 |
| From: Associate Professor (Tenure) in General Practice | | 100 | 12 | 50,920 | |
| To: Associate Professor (Tenure) and Chairman in Operative Dentistry | 11/01/89 | 100 | 12 | 60,000 | |

THE UNIVERSITY OF TEXAS HEALTH SCIENCE CENTER AT HOUSTON

U. T. BOARD OF REGENTS' MEETING

APRIL 12, 1990

AMENDMENTS TO THE 1990 BUDGET
(Continued)

| <u>Item, Department, Title, Name</u> | <u>Effective Date</u> | <u>% Time</u> | <u>Full-time Salary</u> | | <u>RBC</u> |
|--|-----------------------|---------------|-------------------------|-------------|------------|
| | | | <u>No. Mos.</u> | <u>Rate</u> | |
| HOUSTON DENTAL BRANCH | | | | | |
| School of Dentistry | | | | | |
| Operative Dentistry | | | | | |
| 6. Janet A. Harrison | | | | | 042 |
| From: Associate Professor (Tenure) and Acting Chairman | | 100 | 12 | \$47,800 | |
| To: Associate Professor (Tenure) | 11/01/89 | 100 | 12 | 42,800 | |
| HOUSTON NURSING SCHOOL | | | | | |
| Instructional Administration | | | | | |
| Dean and General Instruction | | | | | |
| 7. Virginia A. Guido-Wacker | | | | | 061 |
| From: Associate Professor (Tenure) | | 100 | 12 | 52,715 | |
| To: Associate Professor (Tenure) and Assistant Dean - Graduate Program | 09/01/89 | 100 | 12 | 55,215 | |

THE UNIVERSITY OF TEXAS HEALTH SCIENCE CENTER AT HOUSTON

U. T. BOARD OF REGENTS' MEETING

APRIL 12, 1990

AMENDMENTS TO THE 1990 BUDGET
(Continued)

TRANSFERS OF FUNDS

HOUSTON MEDICAL SCHOOL

8. Amount of Transfer: \$105,000 035

From: Neurobiology and Anatomy - Faculty Salaries

To: Pathology and Laboratory Medicine - Faculty Salaries

To provide funds during fiscal year 1989-90

9. Amount of Transfer: \$125,787 072

From: Unallocated Appropriations - Faculty Salaries

To: Faculty Salaries:

Pathology and Laboratory Medicine (\$40,853)

Family Practice and Community Medicine (\$35,667)

Anesthesiology (\$49,267)

To provide funds for Faculty Salaries during fiscal year 1989-90

SERVICE DEPARTMENTS

10. Amount of Transfer: \$1,000,000 047

From: Lease Management - Revenue

To: Lease Management - Space Rental

Establish a 1989-90 operating budget entitled, "Lease Management."
Revenue to support this budget will come from various previously
budgeted accounts for space rental.

11. Amount of Transfer: \$3,098,432 025

From: Lease Management - Revenue

To: Lease Management - Space Rental

Increase the 1989-90 operating budget for Lease Management. Revenue to
support this budget will come from various previously budgeted accounts
for space rental.

12. Amount of Transfer: \$124,000 058

From: Center for Laboratory Animal Medicine and Care -
Revolving - Prior Year Balance Forward

To: Center for Laboratory Animal Medicine and Care -
Maintenance and Operation (\$96,000) and Equipment (\$28,000)

To increase the 1989-90 operating budget

THE UNIVERSITY OF TEXAS HEALTH SCIENCE CENTER AT HOUSTON

U. T. BOARD OF REGENTS' MEETING

APRIL 12, 1990

AMENDMENTS TO THE 1990 BUDGET
(Continued)

TRANSFERS OF FUNDS

SERVICE DEPARTMENTS

13. Amount of Transfer: \$1,150,000 044
From: Interagency Cooperative Agreement - M.D. Anderson - Revenue
To: Interagency Cooperative Agreement - Maintenance and Operation
To establish a 1989-90 operating budget
14. Amount of Transfer: \$450,000 038
From: Temporary Personnel Service - Revenue
To: Temporary Personnel Service - Maintenance and Operation
Establish a 1989-90 operating budget for Temporary Personnel Services.
Revenue to support this budget will come from various previously
budgeted accounts for temporary personnel services.
15. Amount of Transfer: \$286,698 046
From: Positron Diagnostic Research Center Service Department -
Revenue
To: Positron Diagnostic Research Center Service Department:
Administrative and Professional Salaries (\$68,103)
Classified Salaries (\$68,765)
Maintenance and Operation (\$60,000)
Vacation Benefits (\$1,230)
Staff Benefits (\$26,350)
Matching Retirement (\$9,750)
Equipment (\$50,000)
Travel (\$2,500)
To establish a 1989-90 operating budget
- DESIGNATED FUNDS
16. Amount of Transfer: \$120,648 037
From: Health and Human Diseases - Prior Year Balance Forward
To: Health and Human Diseases - Maintenance and Operation (\$20,648)
and Reserve Fund (\$100,000)
To establish a 1989-90 operating budget
17. Amount of Transfer: \$235,000 052
From: Office of the President - Development Fund - Revenue
To: Office of the President - Development Fund -
Maintenance and Operation
To increase the 1989-90 operating budget

THE UNIVERSITY OF TEXAS HEALTH SCIENCE CENTER AT HOUSTON

U. T. BOARD OF REGENTS' MEETING

APRIL 12, 1990

AMENDMENTS TO THE 1990 BUDGET
(Continued)

TRANSFERS OF FUNDS

DESIGNATED FUNDS

18. Amount of Transfer: \$738,087 049
From: Institutional Improvements/Equipment - Prior Year Balance Forward
To: Institutional Improvements/Equipment - Maintenance and Operation (\$500,000) and Equipment (\$238,087)
To increase the 1989-90 operating budget
19. Amount of Transfer: \$1,500,000 045
From: Ambulatory Care Building Equipment Fund - Revenue
To: Ambulatory Care Building Equipment Fund - Maintenance and Operation (\$1,000,000) and Equipment (\$500,000)
Establish a 1989-90 operating budget for the Ambulatory Care Building Equipment Fund. Revenue to support this budget will come from various previously budgeted MSRDP accounts.
20. Amount of Transfer: \$295,618 048
From: U.T./T.V. - Prior Year Balance Forward
To: U.T./T.V. - Maintenance and Operation
To increase the 1989-90 operating budget
21. Amount of Transfer: \$392,623 040
From: Texas Public Education Grant - Revenue
To: Texas Public Education Grant - Merit Scholarships
To increase the 1989-90 operating budget
22. Amount of Transfer: \$137,647 039
From: Texas Public Education Grant - Revenue
To: Texas Public Education Grant - Merit Scholarships
To increase the 1989-90 operating budget
23. Amount of Transfer: \$250,000 060
From: MSRDP - PLI Reserve - Prior Year Balance Forward
To: U.T.M.A. Capital Equipment - Maintenance and Operation (\$50,000) and Equipment (\$200,000)
To establish a 1989-90 operating budget

THE UNIVERSITY OF TEXAS HEALTH SCIENCE CENTER AT HOUSTON

U. T. BOARD OF REGENTS' MEETING

APRIL 12, 1990

AMENDMENTS TO THE 1990 BUDGET
(Continued)

TRANSFERS OF FUNDS

DESIGNATED FUNDS

24. Amount of Transfer: \$144,000 043

From: Medical School Radionuclides - Prior Year Balance Forward

To: Medical School Radionuclides:
Classified Salaries (\$132,195)
Vacation Benefits (\$400)
Staff Benefits (\$8,500)
Matching Retirement (\$2,905)

To establish a 1989-90 operating budget

25. Amount of Transfer: \$103,531 051

From: MSRDP - Neurobiology and Anatomy - Prior Year Balance Forward

To: MSRDP - Neurobiology and Anatomy:
Classified Salaries (\$30,000)
Hourly Wages (\$2,000)
Maintenance and Operation (\$20,000)
Vacation Benefits (\$300)
Staff Benefits (\$5,000)
Matching Retirement (\$3,000)
Entertainment (\$15,000)
Equipment (\$18,231)
Travel (\$10,000)

To increase the 1989-90 operating budget

26. Amount of Transfer: \$414,000 062

From: MSRDP - Pathology and Laboratory Medicine - Equipment

To: MSRDP - Microbiology - Maintenance and Operation

To provide operating funds during fiscal year 1989-90

27. Amount of Transfer: \$217,980 050

From: MSRDP - Physiology and Cell Biology - Prior Year Balance Forward

To: MSRDP - Physiology and Cell Biology:
Faculty Salaries (\$20,000)
Administrative and Professional Salaries (\$13,744)
Classified Salaries (\$20,455)
Maintenance and Operation (\$59,152)
Vacation Benefits (\$524)
Staff Benefits (\$3,000)
Matching Retirement (\$2,000)
Fringe Benefits (\$5,805)
Entertainment (\$10,349)
Longevity (\$430)
Equipment (\$62,521)
Travel (\$20,000)

To increase the 1989-90 operating budget

HH-16

THE UNIVERSITY OF TEXAS HEALTH SCIENCE CENTER AT HOUSTON

U. T. BOARD OF REGENTS' MEETING

APRIL 12, 1990

AMENDMENTS TO THE 1990 BUDGET
(Continued)

TRANSFERS OF FUNDS

DESIGNATED FUNDS

28. Amount of Transfer: \$334,500 041
From: MSRDP - Internal Medicine - Revenue
To: MSRDP - Internal Medicine - Classified Salaries (\$244,500) and
Equipment (\$90,000)
To increase the 1989-90 operating budget
29. Amount of Transfer: \$250,000 053
From: MSRDP - Internal Medicine - Revenue
To: MSRDP - Internal Medicine - Maintenance and Operation (\$30,000)
and Equipment (\$220,000)
To increase the 1989-90 operating budget
30. Amount of Transfer: \$225,000 054
From: MSRDP - Obstetrics, Gynecology and Reproductive Sciences - Prior
Year Balance Forward
To: MSRDP - Obstetrics, Gynecology and Reproductive Sciences -
Recruitment (\$100,000) and Equipment (\$125,000)
To increase the 1989-90 operating budget

THE UNIVERSITY OF TEXAS HEALTH SCIENCE CENTER AT HOUSTON

U. T. BOARD OF REGENTS' MEETING

APRIL 12, 1990

AMENDMENTS TO THE 1990 BUDGET
(Continued)

TRANSFERS OF FUNDS

ADVANCED RESEARCH AND ADVANCED TECHNOLOGY PROGRAMS

31. Amount of Transfer: \$1,176,149

059

| | | |
|-------|--|-----------------------------|
| From: | Allocation of General Revenue by Coordinating Board | \$1,176,149 |
| | | <u> </u> |
| To: | Advanced Research/Technology Programs for: | |
| | Generation of Calcium Dependent Proteins by Genetic Engineering | \$ 100,000 |
| | The Molecular Basis of Memory: A Critical Role for Calcium/Calmodulin - Dependent Protein Kinases | 200,000 |
| | Structure and Regulation of Bombesin Receptors | 151,755 |
| | Identification of Pharmacological Agents Which Compensate for Cystic Fibrosis | 170,000 |
| | The Rational Design of Drugs Which Modulate Skin Cell Growth | 50,000 |
| | Polymerase Chain Reaction Amplification for the Diagnosis of Shiga-Like Toxin Associated Hemolytic Uremic Syndrome | 201,501 |
| | Treatment of Panic Disorder: Efficacy and Treatment Specificity | 46,283 |
| | Development and Implementation of a Computer Aided Design System for Customized Total Joint Replacement | 146,610 |
| | Information Processing in Primates | <u>110,000</u> |
| | TOTAL | <u>\$1,176,149</u> |

Transfer funds to establish budgets for various Coordinating Board Advanced Research/Technology Program projects as awarded by competitive review.



The University of Texas
Health Science Center at San Antonio
7703 Floyd Curl Drive
San Antonio, Texas 78284-7834

Office of the President

Phone: (512) 567-2000

March 6, 1990

Dr. Charles B. Mullins
Executive Vice Chancellor for Health Affairs
The University of Texas System
601 Colorado Street
Austin, Texas 78701


Attn: System Budget Office

Dear Dr. ^{Charlie}~~Mullins~~:

The docket for the April 12, 1990 meeting of the Board of Regents is submitted for your recommendation and presentation to the Board.

I recommend approval.

Sincerely yours,


John P. Howe, III, M.D.
President

JPH:gs

HS-1

2071

THE UNIVERSITY OF TEXAS HEALTH SCIENCE CENTER AT SAN ANTONIO

U. T. BOARD OF REGENTS' MEETING

APRIL 12, 1990

TABLE OF CONTENTS

| | Page No. |
|---|----------|
| Substantive Catalog Changes | HS-3 |
| Standard Affiliation Agreements | HS-4 |
| Trademark License Agreements | HS-5 |
| Patent License Agreements | HS-6 |
| Contracts and Grants for Research, Development, Clinical and Educational Services: | |
| Over \$500,000 (Funds Coming In and/or Funds Going Out) . . . | HS-7 |
| Foreign (Funds Coming in and/or Funds Going Out) | HS-8 |
| All Others | HS-9 |
| Amendments to the 1990 Budget (includes faculty and staff appointments and changes in status and transfers of funds within existing budget totals) | HS-11 |

THE UNIVERSITY OF TEXAS HEALTH SCIENCE CENTER AT SAN ANTONIO

U. T. BOARD OF REGENTS' MEETING

APRIL 12, 1990

SUBSTANTIVE CATALOG CHANGES

The following listing summarizes the substantive changes proposed to the catalog of The University of Texas Health Science Center at San Antonio. These catalog changes have been administratively approved by the appropriate Executive Vice Chancellor.

School of Nursing Catalog for 1990-92

| Page Number(s) | Summary of Proposed Substantive Changes |
|----------------|--|
| 13 | Revision of section on Conduct and Discipline as suggested by Office of General Counsel. |
| 16 | Addition of paragraph to System policy on <u>Hazing</u> as suggested by Office of General Counsel. |
| 25 | A statement under General Admission Requirements which specifies intellectual, physical, ethical, and emotional attributes applicants must possess. Addition of Texas Academic Skills Program (TASP) test requirements. |
| 50 | Previously approved increase in Student Services Fee and Graduation Fee shown. |
| 51 | Revision of tuition and fees Installment Payment procedure to conform to recent legislation limiting installments to three payments. |
| 80 | Description of new Nurse Anesthesia major in the graduate program added. |
| 90 | Tuition and Fees section revised in the graduate program section of the catalog as described for pages 50-51. |

THE UNIVERSITY OF TEXAS HEALTH SCIENCE CENTER AT SAN ANTONIO

U. T. BOARD OF REGENTS' MEETING

APRIL 12, 1990

STANDARD AFFILIATION AGREEMENTS

The agreements recommended for approval by the U. T. Board of Regents are based on the model agreement adopted on December 16, 1977.

1. Facility: Children's Association for Maximum Potential, Inc.
Date: San Antonio, Texas
Purpose: January 3, 1990
To contribute to the training opportunities of our students
2. Facility: Manos De Cristo, Inc.
Date: Austin, Texas
Purpose: November 27, 1989
To contribute to the training opportunities of our students

THE UNIVERSITY OF TEXAS HEALTH SCIENCE CENTER AT SAN ANTONIO

U. T. BOARD OF REGENTS' MEETING

APRIL 12, 1990

TRADEMARK LICENSE AGREEMENTS

The following agreements have been awarded and are recommended for approval by the U. T. Board of Regents. All product approvals are in accordance with Paragraphs 10.1(C) and (D) and 11.1 of the Trademark Agreement.

| | |
|--------------|---|
| 1. Licensee: | Collegiate Pacific Company Roanoke, Virginia 24006 |
| Fee-Royalty: | None, 6% |
| Period: | January 1, 1989 through December 31, 1992 |
| Description: | Use of University seal and University name on sports and athletic apparel and pennants |

THE UNIVERSITY OF TEXAS HEALTH SCIENCE CENTER AT SAN ANTONIO

U. T. BOARD OF REGENTS' MEETING

APRIL 12, 1990

PATENT LICENSE AGREEMENTS

The following agreement has been awarded and is recommended for approval by the U. T. Board of Regents:

- | | |
|--------------|---|
| 1. Licensee: | Centocor, Inc. Malvern, Pennsylvania 19355 |
| Fee-Royalty: | \$12,000; 4% of net proceeds of sale |
| Period: | December 1, 1989 through November 30, 1990 |
| Description: | Exclusive license for in vivo imaging in humans using 323/A3 monoclonal antibodies |

THE UNIVERSITY OF TEXAS HEALTH SCIENCE CENTER AT SAN ANTONIO

U. T. BOARD OF REGENTS' MEETING

APRIL 12, 1990

CONTRACTS OR GRANTS OVER \$500,000

(FUNDS COMING IN)

The following contracts or grants in an amount over \$500,000, have been awarded, have been administratively approved by the appropriate Executive Vice Chancellor, and are recommended for approval by the U. T. Board of Regents:

1. Grantor: Bexar County Hospital District
No.: None
New Funds: \$9,006,050
Current Period: January 1, 1989 through December 31, 1990
Title/Description: Agreement for Professional Services
2. Grantor: Bexar County Hospital District
No.: BCHD Contract #23, Subagreement 89-01
New Funds: \$523,162.16
Current Period: January 1, 1989 through December 31, 1989
Title/Description: Agreement for Professional Services
3. Grantor: Texas Higher Education Coordinating Board
No.: None
New Funds: \$603,447
Current Period: September 1, 1989 through August 31, 1990
Title/Description: Resident Physician Positions Funding
4. Grantor: Texas Higher Education Coordinating Board
No.: None
New Funds: \$583,283
Current Period: September 1, 1989 through August 31, 1990
Title/Description: Phase II Operational Grant for Family Practice Residency Program for FY 1990
5. Grantor: Texas Department of Health
No.: C0000139
New Funds: \$2,400,000
Current Period: September 1, 1989 through August 31, 1991
Title/Description: State Legalization Impact Assistance Grant
6. Grantor: National Institute of Dental Research
No.: 5 P01 DE08569-02
New Funds: \$599,513
Current Period: January 1, 1990 through December 31, 1990
Title/Description: Modulators of Bone Cell Function in Oral Disease

THE UNIVERSITY OF TEXAS HEALTH SCIENCE CENTER AT SAN ANTONIO

U. T. BOARD OF REGENTS' MEETING

APRIL 12, 1990

FOR THE CONTRACTS AND GRANTS FOR RESEARCH,
DEVELOPMENT AND EDUCATIONAL SERVICES

(FUNDS COMING IN)

The following item has been awarded and is recommended for approval by the
U. T. Board of Regents:

| | |
|--------------------|--|
| 1. Country: | Israel |
| Business/Entity: | Makor Chemicals Ltd. |
| No.: | Agreement dated January 1, 1990 |
| New Funds: | \$4,000; 5% of net sales |
| Current Period: | January 1, 1990 through December 31, 1990 |
| Title/Description: | Non-exclusive license for the scientific and commercial use of hybridoma clones SLD.3D10 and JDR.3B8 |

THE UNIVERSITY OF TEXAS HEALTH SCIENCE CENTER AT SAN ANTONIO

U. T. BOARD OF REGENTS' MEETING

APRIL 12, 1990

CONTRACTS AND GRANTS FOR RESEARCH, DEVELOPMENT, CLINICAL
AND EDUCATIONAL SERVICES

Since the Docket for the previous meeting of the U.T. Board of Regents, the following activity has taken place with regard to Contracts and Grants for Research, Development, Clinical and Educational Services:

- I. Non-Governmental Contracts and Grants (Funds Coming In)
 - a. 1990 HS 102-155 Number of Initial Grant and Contract Awards
 \$2,614,622.31 Value of Awards
 - b. 1990 HS 156-158 Number of Fiscal Amendments to Grant and
 Contract Awards (Increasing or Decreasing
 by \$10,000)
 \$38,242 Total of Increased Funding
 \$None Total of Reduced Funding
- II. Non-Governmental Contracts and Grants (Funds Going Out)
 - a. 1990 HS 159-160 Number of Initial Grant and Contract Awards
 \$79,959 Value of Awards
 - b. None Number of Fiscal Amendments to Grant and
 Contract Awards (Increasing or Decreasing
 by \$10,000)
 \$None Total of Increased Funding
 \$None Total of Reduced Funding
- III. State and Local Government Contracts and Grants (Funds Coming In)
 - a. 1990 HS 161-171 Number of Initial Grant and Contract Awards
 \$559,685 Value of Awards
 - b. 1990 HS 172-176 Number of Fiscal Amendments to Grant and
 Contract Awards (Increasing or Decreasing
 by \$10,000)
 \$339,697.46 Total of Increased Funding
 \$30,029 Total of Reduced Funding
- IV. State and Local Government Contracts and Grants (Funds Going Out)
 - a. None Number of Initial Grant and Contract Awards
 \$None Value of Awards
 - b. None Number of Fiscal Amendments to Grant and
 Contract Awards (Increasing or Decreasing
 by \$10,000)
 \$None Total of Increased Funding
 \$None Total of Reduced Funding

THE UNIVERSITY OF TEXAS HEALTH SCIENCE CENTER AT SAN ANTONIO

U. T. BOARD OF REGENTS' MEETING

APRIL 12, 1990

CONTRACTS AND GRANTS FOR RESEARCH, DEVELOPMENT, CLINICAL
AND EDUCATIONAL SERVICES
(Continued)

- V. Federal Government Contracts and Grants (Funds Coming In)
- | | |
|--------------------|---|
| a. 1990 HS 177-214 | Number of Initial Grant and Contract Awards |
| \$4,451,491.44 | Value of Awards |
| b. 1990 HS 215-218 | Number of Fiscal Amendments to Grant and Contract Awards (Increasing or Decreasing by \$10,000) |
| \$456,717 | Total of Increased Funding |
| \$None | Total of Reduced Funding |
- VI. Federal Government Contracts and Grants (Funds Going Out)
- | | |
|---------|---|
| a. None | Number of Initial Grant and Contract Awards |
| \$None | Value of Awards |
| b. None | Number of Fiscal Amendments to Grant and Contract Awards (Increasing or Decreasing by \$10,000) |
| \$None | Total of Increased Funding |
| \$None | Total of Reduced Funding |

THE UNIVERSITY OF TEXAS HEALTH SCIENCE CENTER AT SAN ANTONIO

U. T. BOARD OF REGENTS' MEETING

APRIL 12, 1990

AMENDMENTS TO THE 1990 BUDGET

The term "rate" for academic institutions is the full-time nine-month base rate and for health institutions is the full-time twelve month base rate; for all other personnel it is the full-time rate, the appointee receiving a proportionate amount depending upon the fraction of time for which he is appointed and the period of his appointment. Source of funds for payment of salaries, unless otherwise shown, is the departmental salaries account.

| <u>Item, Department, Title, Name</u> | <u>Effective Date</u> | <u>% Time</u> | <u>Full-time Salary</u> | | <u>RBC</u> |
|---|-----------------------|---------------|-------------------------|-------------|------------|
| | | | <u>No. Mos.</u> | <u>Rate</u> | |
| APPOINTMENTS, PROMOTIONS AND SALARY INCREASES | | | | | |
| GENERAL ADMINISTRATION | | | | | |
| Institutional Management Support | | | | | |
| 1. Margaret M. Drake | | | | | 29 |
| From: Director, Institutional Management Support and Interim Executive Director of Information Technology | | 100 | 12 | \$ 70,686 | |
| To: Director, Institutional Management Support | 2/01/90 | 100 | 12 | 64,260 | |
| Institutional Review Board | | | | | |
| Director, Institutional Review Board | | | | | |
| 2. Wayne P. Pierson | 1/08/90 | 50 | 12 | 68,250 | 27 |
| MEDICAL SCHOOL | | | | | |
| Otolaryngology | | | | | |
| 3. Randal A. Otto | | | | | 26 |
| From: Assistant Professor (Non-Tenure) | | 100 | 12 | 109,488 | |
| To: Assistant Professor (Non-Tenure) and Acting Chair | 1/01/90 | 100 | 12 | 135,000 | |

Source of Funds:

\$ 82,534 - State
 15,242 - VA Medical Center Hospital
 \$ 97,776 - Total Salary
 37,224 - MSRDP Augmentation
 \$135,000 - Total Compensation

THE UNIVERSITY OF TEXAS HEALTH SCIENCE CENTER AT SAN ANTONIO

U. T. BOARD OF REGENTS' MEETING

APRIL 12, 1990

AMENDMENTS TO THE 1990 BUDGET
(Continued)

| Item, Department, Title, Name | Effective Date | % Time | Full-time Salary | | RBC |
|---|----------------|--------|------------------|-----------|-----|
| | | | No. Mos. | Rate | |
| APPOINTMENTS, PROMOTIONS AND SALARY INCREASES | | | | | |
| MEDICAL SCHOOL | | | | | |
| Physical Medicine and Rehabilitation | | | | | |
| 4. Nicolas E. Walsh | | | | | 30 |
| From: Associate Professor and Deputy Chair | | 100 | 12 | \$ 91,033 | |
| To: Professor and Chairman | 12/01/89 | 100 | 12 | 200,000 | |
| Source of Funds: | | | | | |
| \$ 107,800 - State | | | | | |
| 8,812 - VA Medical Center Hospital | | | | | |
| \$116, 612 - Total Salary | | | | | |
| 83,388 - MSRDP Augmentation | | | | | |
| \$200,000 - Total Compensation | | | | | |
| DENTAL SCHOOL | | | | | |
| Pediatric Dentistry | | | | | |
| 5. Edward A. Sweeney | | | | | 23 |
| From: Professor and Interim Chairman (Non-Tenure) | | 100 | 12 | 84,700 | |
| To: Professor (Non-Tenure) | 10/16/89 | 100 | 12 | 77,000 | |
| ALLIED HEALTH SCIENCES | | | | | |
| Emergency Medical Technology | | | | | |
| 6. Donald J. Gordon | | | | | 25 |
| From: Assistant Professor and Program Director (Non-Tenure) | | 100 | 12 | 100,170 | |
| To: Assistant Professor and Program Director (Non-Tenure) | 1/01/90 | 100 | 12 | 111,929 | |
| Source of Funds: | | | | | |
| \$ 24,624 - State | | | | | |
| 79,470 - City of San Antonio | | | | | |
| 7,835 - City of Leon Valley | | | | | |
| \$111,929 - Total Compensation | | | | | |

THE UNIVERSITY OF TEXAS HEALTH SCIENCE CENTER AT SAN ANTONIO

U. T. BOARD OF REGENTS' MEETING

APRIL 12, 1990

AMENDMENTS TO THE 1990 BUDGET
(Continued)

| <u>Item, Department, Title, Name</u> | <u>Effective Date</u> | <u>% Time</u> | <u>Full-time Salary</u> | | <u>RBC</u> |
|---|-----------------------|---------------|-------------------------|-------------|------------|
| | | | <u>No. Mos.</u> | <u>Rate</u> | |
| APPOINTMENTS, PROMOTIONS AND SALARY INCREASES | | | | | |
| ALLIED HEALTH SCIENCES | | | | | |
| Occupational Therapy | | | | | |
| 7. Richard K. Schwartz | | | | | 22 |
| From: Associate Professor | | 100 | 12 | \$ 55,281 | |
| To: Associate Professor and Program Director | 11/10/89 | 100 | 12 | 63,282 | |
| ORGANIZED ACTIVITIES RELATED TO INSTRUCTION | | | | | |
| Information Technology | | | | | |
| Executive Director | | | | | |
| 8. Jan H. Van den Hende | 2/01/90 | 100 | 12 | 88,000 | 28 |

THE UNIVERSITY OF TEXAS
MD ANDERSON
CANCER CENTER

Office of the President

March 1, 1990

Dr. Charles B. Mullins
Executive Vice Chancellor for Health Affairs
The University of Texas System
601 Colorado Street
Austin, Texas 78701

Dear Dr. Mullins:

The Docket for the April 12, 1990 meeting of the Board of Regents is submitted for your recommendation and presentation to the Board.

I recommend your approval.

Sincerely yours,

Charles A. LeMaistre
Charles A. LeMaistre, M.D.
President

CAL:aj

1515 HOLCOMBE BOULEVARD • HOUSTON, TEXAS 77030 • (713) 792-2121

CC-1

2084

THE UNIVERSITY OF TEXAS M.D. ANDERSON CANCER CENTER

DOCKET FOR APRIL 12, 1990

TABLE OF CONTENTS

| | <u>Page No.</u> |
|---|-----------------|
| Gifts from Private Donors and Foundations to the University | CC-3 |
| Standard Affiliation Agreement | CC-5 |
| Patent License Agreements | CC-6 |
| Contracts and Grants for Research, Development, and Educational Services: | |
| Contracts and Grants Over \$500,000 (Funds Coming In) | CC-7 |
| Non-Government Contracts and Grants (Funds Coming In) | CC-8 |
| State and Local Government Contracts and Grants (Funds Coming In) | CC-8 |
| Federal Government Contracts and Grants (Funds Coming In) | CC-8 |
| Endowed Chairs and Named Professors | CC-9 |
| Amendments to the 1989-90 Operating Budget (includes faculty and staff appointments and changes in status and transfers of funds within existing budget totals) | CC-10 |

THE UNIVERSITY OF TEXAS M.D. ANDERSON CANCER CENTER

U.T. BOARD OF REGENTS' MEETING

APRIL 12, 1990

GIFTS FROM PRIVATE DONORS AND FOUNDATIONS

The following gifts have been received and are recommended for acceptance by the U. T. Board of Regents:

| <u>Donor</u> | <u>Purpose and Explanation</u> | <u>Amount</u> |
|--|--|---------------|
| 1. Robert J. Kleberg, Jr. & Helen C. Kleberg Foundation c/o Robert L. Washington 700 North St. Mary's, Suite 1200 San Antonio, TX 78205 | Cancer research | \$300,000 |
| 2. The Cockrell Foundation c/o Mary McIntier 1600 Smith, Suite 4600 Houston, TX 77002-7348 | Scientific Achievement Award | \$200,000 |
| 3. Sid W. Richardson Foundation c/o Cindy Alexander 309 Main Street Fort Worth, Texas 76102 | Tumor Marker Program | \$200,000 |
| 4. David Bruton, Jr. Charitable Trust c/o NCNB Texas NCNB Plaza 901 Main Street P.O. Box 830241 Dallas, TX 75283-0241 | Cancer care differentiation- cancer therapy | \$125,000 |
| 5. Estate of Sylvia Bloomfield c/o Ben Schultz, Executor 5103 Contour Houston, TX 77096 | Pediatric patient care | \$100,000 |
| 6. Pennzoil Company c/o Mickey Gentry Pennzoil Place P.O. Box 2967 Houston, TX 77252-8200 | Interferon research | \$100,000 |
| 7. Kimberly-Clark Foundation, Inc. c/o Darwin E. Smith P.O. Box 619000 DFW Airport Station Dallas, TX 75261-9100 | Scientific Achievement | \$100,000 |
| 8. Cook Group Incorporated c/o William A. Cook President 925 South Curry Pike P.O. Box 489 Bloomington, IN 47402 | Microencapsulation research | \$100,000 |
| 9.* Deborah & Tex Moncrief, Jr. 4920 Crestline Road Fort Worth, TX 76107 | Urology research | \$75,000 |

The University of Texas M.D. Anderson Cancer Center
Gifts from Private Donors and Foundations
Regents' Meeting April 12, 1990

| | | |
|---|----------------------------------|-------------|
| 10. Homer Ammann Estate c/o U.T. System 210 West 6th Street Austin, TX 78701 | General institutional support | \$50,000 |
| 11. Anonymous Donor | Interferon research | \$47,473.41 |
| 12. Mrs. Catherine Jacobus 921 S. Ocean Boulevard Delray Beach, FL 33444 | Leukemia research | \$38,097.64 |
| 13. Mr. Edwin A. Durham, II P.O. Box 1339 Corpus Christi, TX 78403 | Leukemia research | \$36,008.39 |
| 14. Mr. Robert D. Hompe 885 Llewelyn Road Berwyn, PA 19312 | Myeloma research | \$30,000 |
| 15. Mr. Dennis W. McCarthy 5847 San Felipe Suite 1450 Houston, TX 77057 | Purchase surgical equipment | \$35,000 |

*No letter of transmittal from the donor

THE UNIVERSITY OF TEXAS M.D. ANDERSON CANCER CENTER

U.T. BOARD OF REGENTS' MEETING

APRIL 12, 1990

STANDARD AFFILIATION AGREEMENT(S)

The following agreement has been awarded and is recommended for approval by the U.T. Board of Regents:

1. Facility: San Jacinto College
Date: November 30, 1989
Purpose: Provide students the opportunity to participate in meaningful educational experiences as a part of an academic health care program through utilization of appropriate facilities and personnel

THE UNIVERSITY OF TEXAS M.D. ANDERSON CANCER CENTER

U.T. BOARD OF REGENTS' MEETING

APRIL 12, 1990

PATENT LICENSE AGREEMENTS

The following agreements have been awarded and are recommended for approval by the U.T. Board of Regents:

1. Licensee: Pel-Freez Biologicals (PFB)
Fee - Royalty: 8.0% of net sales of all products manufactured, used, sold, leased or otherwise disposed by PFB
Period: December 31, 1989 through December 30, 1994
Description: License Agreement to manufacture, package and distribute hybridoma cell line monoclonal antibodies

2. Licensee: University Ventures, Inc.
Fee - Royalty: 12.5% of net proceeds of sale
Period: November 1, 1989 through October 31, 1992
Description: Copyright License Agreement to distribute a reference manual entitled Recommendations for Cancer Prevention to primary care physicians.

THE UNIVERSITY OF TEXAS M.D. ANDERSON CANCER CENTER

U.T. BOARD OF REGENTS' MEETING

APRIL 12, 1990

CONTRACTS AND GRANTS OVER \$500,000

(FUNDS GOING OUT)

The following contracts or grants in an amount over \$500,000, have been awarded, have been administratively approved by the Executive Vice Chancellor for the Cancer Center, and are recommended for approval by the U.T. Board of Regents:

1. Grantee: American Cancer Society
No.: SIG-14A
New Funds: \$1,000,000
Current Period: April 1, 1990 through March 31, 1995
Title/Description: Cancer cause and prevention

2. Grantee: Department of Health and Human Services
National Cancer Institute
No.: 1 P01 CA49639-01A1 SRC (J)
New Funds: \$1,004,652
Current Period: December 1, 1989 through November 30, 1990
Title/Description: Therapy of CML

THE UNIVERSITY OF TEXAS M.D. ANDERSON CANCER CENTER

U.T. BOARD OF REGENTS' MEETING

APRIL 12, 1990

CONTRACTS AND GRANTS FOR RESEARCH, DEVELOPMENT, CLINICAL
AND EDUCATIONAL SERVICES

Since the Docket for the previous meeting of the U.T. Board of Regents, the following activity has taken place with regard to Contracts and Grants for Research, Development, Clinical and Educational Services:

The contracts, grants and agreements for research, development and educational services summarized or listed below have been processed and approved in accordance with the Regents' Rules and Regulations, Part Two, Chapter XI.

- I. Non-Governmental Contracts and Grants (Funds Coming In)
 - a. 1990 CC 53-72 Number of Initial Grant and Contract Awards
\$1,727,034.25 Value of Awards
 - b. 1990 CC 73-76 Number of Fiscal Amendments to Grant or Contract
 Awards (Increasing or Decreasing by \$10,000)
\$ 83,925.33 Total of Increased Funding
\$ 24,059.50 Total of Reduced Funding
- II. Non-Governmental Contracts and Grants (Funds Going Out)
 - a. None Number of Initial Grant and Contract Awards
\$ None Value of Awards
 - b. None Number of Fiscal Amendments to Grant and Contract
 Awards (Increasing or Decreasing by \$10,000)
\$ None Total of Increased Funding
\$ None Total of Reduced Funding
- III. State and Local Government Contracts and Grants (Funds Coming In)
 - a. 1990 CC 77-78 Number of Initial Grant and Contract Awards
\$63,251 Value of Awards
 - b. None Number of Fiscal Amendments to Grant and Contract
 Awards (Increasing or Decreasing by \$10,000)
\$ None Total of Increased Funding
\$ None Total of Reduced Funding
- IV. State and Local Government Contracts and Grants (Funds Going Out)
 - a. None Number of Initial Grant and Contract Awards
\$ None Value of Awards
 - b. None Number of Fiscal Amendments to Grant and Contract
 Awards (Increasing or Decreasing by \$10,000)
\$ None Total of Increased Funding
\$ None Total of Reduced Funding
- V. Federal Government Contracts and Grants (Funds Coming In)
 - a. 1990 CC 79-97 Number of Initial Grant and Contract Awards
\$2,963,986 Value of Awards
 - b. 1990 CC 98-99 Number of Fiscal Amendments to Grant and Contract
 Awards (Increasing or Decreasing by \$10,000)
\$204,422 Total of Increased Funding
None Total of Reduced Funding
- VI. Federal Government Contracts and Grants (Funds Going Out)
 - a. None Number of Initial Grant and Contract Awards
\$ None Value of Awards
 - b. None Number of Fiscal Amendments to Grant and Contract
 Awards (Increasing or Decreasing by \$10,000)
\$ None Total of Increased Funding
\$ None Total of Reduced Funding

THE UNIVERSITY OF TEXAS M.D. ANDERSON CANCER CENTER

U.T. BOARD OF REGENTS' MEETING

APRIL 12, 1990

ENDOWED CHAIRS AND NAMED PROFESSORSHIPS
1990 NON-INITIAL, NON-BUDGETED APPOINTMENTS

| | |
|------------------------|------------------------------------|
| 1. Position: | Charles B. Barker Chair in Surgery |
| Appointee/Title: | James T. Wharton, Professor |
| Department: | Gynecology |
| Person Being Replaced: | Dr. Richard G. Martin |
| Effective Date: | January 1, 1990 |

*Personnel and Payroll information will be included in "Amendments to the 1989-90 Operating Budget" as appropriate in this or subsequent dockets.

THE UNIVERSITY OF TEXAS M.D. ANDERSON CANCER CENTER

U.T. BOARD OF REGENTS' MEETING

APRIL 12, 1990

AMENDMENTS TO THE 1989-90 OPERATING BUDGET

The term "rate" is the full-time twelve-month rate, the appointee receiving a proportionate amount depending upon the fraction of time for which he is appointed and the period of his appointment. Source of funds for payment of salaries, unless otherwise shown, is the departmental salaries account.

APPOINTMENTS TO NAMED PROFESSORSHIPS, ENDOWED FELLOWSHIPS, ENDOWED PROFESSORSHIPS, AND ENDOWED CHAIRS - 1990 BUDGET

Appointment was approved through Agenda action at prior meeting of the Board of Regents, as follows:

| <u>Professorship or Chair and Department or School</u> | <u>Twelve Month Rate</u> | <u>Chair or Professorship Appointment</u> | <u>Effective Date</u> |
|--|------------------------------|---|---------------------------|
|--|------------------------------|---|---------------------------|

THE TUMOR INSTITUTE MEDICAL STAFF

Gynecology

Professor & Charles B. Barker

Chair in Surgery,

(term)

| | | | |
|--|-----------|-----------|--------|
| 1. James T. Wharton, M.D. (Professor) (RBC 15) | \$205,462 | \$211,462 | 1/1/90 |
|--|-----------|-----------|--------|

THE UNIVERSITY OF TEXAS M.D. ANDERSON CANCER CENTER

U.T. BOARD OF REGENTS' MEETING

APRIL 12, 1990

AMENDMENTS TO THE 1989-90 OPERATING BUDGET
(Continued)

TRANSFERS OF FUNDS

RBC

ADVANCED RESEARCH AND ADVANCED TECHNOLOGY PROGRAMS
2. Amount of Transfer - \$1,563,128

12

From: Allocation of General Revenue by Coordinating
Board

\$1,563,128

To: Advanced Research/Technology Programs for:

| | |
|---|--------------------|
| Isolation and Identification of the Wilm's Tumor Suppressor Gene #15023 | \$ 200,000 |
| Molecular Biology of Human Leukocyte Adhesion #15071 | 148,914 |
| Molecular Cloning of Gene Encoding Single-Strand-Sequence- Specific DNA Binding Proteins #15095 | 150,624 |
| Functional Properties of the RGF-beta Receptor #15107 | 200,000 |
| Development & Evaluation of Human Tumor Necrosis Factor Variants #15002 | 191,176 |
| Development of Bioreactive EGF Peptides for Promotion of Tissue Regeneration and Cancer Therapy #15048 | 174,497 |
| Human Tumor Cell Surface Reactive Monoclonal Antibodies for Imaging and Immune Targeted Therapy #15049 | 233,257 |
| Expression of the Multidrug Resistance Gene in Transgenic Animals #15058 | 138,100 |
| Radiotherapy Treatment Field Verification Tools #15093 | 126,560 |
| TOTAL: | <u>\$1,563,128</u> |

Transfer funds to establish budgets for various Coordinating Board Advanced
Research/Technology Program projects as awarded by competitive review.

THE UNIVERSITY OF TEXAS M.D. ANDERSON CANCER CENTER

U.T. BOARD OF REGENTS' MEETING

APRIL 12, 1990

AMENDMENTS TO THE 1989-90 OPERATING BUDGET
(Continued)

TRANSFERS OF FUNDS

RBC
13

3. Budget change necessary to effect changes in operations not previously anticipated. This budget change does not involve the addition of any funds, it is only a shift in allocation.

TRANSFER FROM:

| <u>Account Number</u> | <u>Department</u> | <u>Amount</u> |
|-----------------------|--|-----------------------|
| 111532 | Admissions, Registration & Information | \$ 665,096.01 |
| 111542 | Appointments | 269,136.31 |
| 111602 | New Patient Referral | 115,913.57 |
| 111746 | Laboratory Medicine M&O | 200,000.00 |
| 112016 | Patient Care Services M&O | 1,800,000.00 |
| 112016 | Patient Care Services M&O | 1,000,000.00 |
| 112992 | Reserve for Salaries | 1,720,000.00 |
| | TOTAL | <u>\$5,770,145.89</u> |

TRANSFER TO:

| <u>Account Number</u> | <u>Department</u> | <u>Amount</u> |
|-----------------------|----------------------------------|---------------|
| 110242 | Division of Surgery | \$ 5,700.00 |
| 110252 | Division of Medicine | 2,200.00 |
| 110262 | Medical Oncology | 54,400.00 |
| 110292 | Thoracic Surgery | 1,100.00 |
| 110302 | Medical Specialties | 300.00 |
| 110342 | Diagnostic Radiology | 6,100.00 |
| 110362 | Head & Neck Surgery | 1,500.00 |
| 110372 | General Surgery | 1,900.00 |
| 110382 | Anesthesiology | 1,300.00 |
| 110392 | Gynecology | 600.00 |
| 110402 | Dental Oncology | 300.00 |
| 110412 | Urology | 700.00 |
| 110532 | Experimental Radiation Physics | 5,800.00 |
| 110552 | Endocrinology | 200.00 |
| 110572 | Nuclear Medicine | 6,700.00 |
| 110582 | Cardio-Pulmonary Function Lab | 2,600.00 |
| 110632 | Infection Control | 3,300.00 |
| 110802 | Hematology | 17,500.00 |
| 110842 | Clin Immunol & Biol Therapy | 100.00 |
| 110872 | Cyclotron Isotope Lab | 1,400.00 |
| 111362 | Research Tumor Registry | 100.00 |
| 111482 | Patient Referral, Appts & Regist | 704,295.89 |
| 111482 | Patient Referral, Appts & Regist | 5,000.00 |
| 111482 | Patient Referral, Appts & Regist | 500.00 |
| 111512 | Hospital Administration | 500.00 |
| 111522 | Anesthesiology Services | 57,700.00 |
| 111532 | Admissions, Regist & Info | 13,000.00 |
| 111552 | Transfusion Medicine | 90,900.00 |
| 111556 | Transfusion Medicine M&O | 200,000.00 |
| 111562 | Cardio-Pulmonary Funct Services | 19,500.00 |
| 111582 | Patient Transportation | 18,600.00 |
| 111612 | EEG Services | 200.00 |
| 111622 | Nutrition & Food Services | 23,700.00 |

THE UNIVERSITY OF TEXAS M.D. ANDERSON CANCER CENTER

U.T. BOARD OF REGENTS' MEETING

APRIL 12, 1990

AMENDMENTS TO THE 1989-90 OPERATING BUDGET
(Continued)

TRANSFER TO Continued (RBC 13):

| <u>Account Number</u> | <u>Department</u> | <u>Amount</u> |
|-----------------------|-------------------------------------|-----------------------|
| 111632 | Applied Nutrition | 400.00 |
| 111652 | Respiratory Care | 100,700.00 |
| 111662 | Patient Care Info Systems | 1,500.00 |
| 111672 | Insurance | 48,300.00 |
| 111682 | Patient Accounts | 17,000.00 |
| 111702 | Medical Records | 198,000.00 |
| 111732 | Anatomical Path Services | 12,900.00 |
| 111742 | Lab Medicine Services | 192,300.00 |
| 111743 | Molecular Probe Lab | 1,800,000.00 |
| 111762 | Pharmacy | 100,000.00 |
| 110272 | Clinical Radiation Physics | 33,200.00 |
| 111782 | Clinical Isotopes | 10,000.00 |
| 111792 | Diagnostic Radiology Services | 173,800.00 |
| 111802 | Radiotherapy Services | 41,000.00 |
| 111822 | Volunteer Services | 7,000.00 |
| 111832 | Director of Nursing Office | 8,800.00 |
| 111842 | Nursing Services-Education | 7,600.00 |
| 111862 | Nursing Services-Clinic | 31,600.00 |
| 111902 | Admissions | 345,850.00 |
| 111922 | Nursing Services-Hospital | 121,100.00 |
| 111932 | Nursing Services-Post Op Care Unit | 6,800.00 |
| 111942 | Nursing Services-Med ICU | 15,700.00 |
| 111952 | Nursing Services-Operating Room | 28,600.00 |
| 111962 | Nursing Services-Surgical ICU | 10,800.00 |
| 111972 | Linen Services | 2,700.00 |
| 111982 | Patient Supply, Processing & Distrb | 26,600.00 |
| 111992 | Hospital Admin Services | 123,500.00 |
| 112002 | Clinic Admin Services | 36,500.00 |
| 112272 | Credit & Collections | 17,700.00 |
| 112292 | Quality Assurance | 2,500.00 |
| 112527 | Strategic Info Systems M&O | 1,000,000.00 |
| | TOTAL | <u>\$5,770,145.89</u> |

THE UNIVERSITY OF TEXAS HEALTH CENTER AT TYLER

March 6, 1990

Dr. Charles B. Mullins
Executive Vice Chancellor
for Health Affairs
The University of Texas System
601 Colorado Street
Austin, Texas 78701

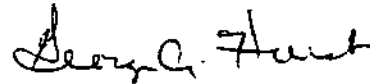
Attn: System Budget Office

Dear Dr. Mullins:

The docket for the April 12, 1990 meeting of the Board of Regents is submitted for your recommendation and presentation to the Board.

I recommend approval.

Sincerely,



George A. Hurst, M.D.
Director

GAH/DST/kb

THE UNIVERSITY OF TEXAS HEALTH CENTER AT TYLER

U. T. BOARD OF REGENTS' MEETING

APRIL 12, 1990

TABLE OF CONTENTS

| | <u>Page No.</u> |
|--|-----------------|
| Contracts and Grants for Research, Development, Clinical and Educational Services | |
| All Others | HT-03 |

THE UNIVERSITY OF TEXAS HEALTH CENTER AT TYLER

U. T. BOARD OF REGENTS' MEETING

APRIL 12, 1990

CONTRACTS AND GRANTS FOR RESEARCH, DEVELOPMENT, CLINICAL
AND EDUCATIONAL SERVICES

Since the Docket for the previous meeting of the U. T. Board of Regents, the following activity has taken place with regard to Contracts and Grants for Research, Development, Clinical and Educational Services:

- I. Non-Governmental Contracts and Grants (Funds Coming In)
- a. _____ Number of Initial Grant and Contract Awards
\$ _____ Value of Awards
- b. _____ Number of Fiscal Amendments to Grant and Contract
Awards (Increasing or Decreasing by \$10,000)
\$ _____ Total of Increased Funding
\$ _____ Total of Reduced Funding
- II. Non-Governmental Contracts and Grants (Funds Going Out)
- a. _____ Number of Initial Grant and Contract Awards
\$ _____ Value of Awards
- b. _____ Number of Fiscal Amendments to Grant and Contract
Awards (Increasing or Decreasing by \$10,000)
\$ _____ Total of Increased Funding
\$ _____ Total of Reduced Funding
- III. State and Local Government Contracts and Grants (Funds Coming In)
- a. _____ Number of Initial Grant and Contract Awards
\$ _____ Value of Awards
- b. _____ Number of Fiscal Amendments to Grant and Contract
Awards (Increasing or Decreasing by \$10,000)
\$ _____ Total of Increased Funding
\$ _____ Total of Reduced Funding
- IV. State and Local Government Contracts and Grants (Funds Going Out)
- a. _____ Number of Initial Grant and Contract Awards
\$ _____ Value of Awards
- b. _____ Number of Fiscal Amendments to Grant and Contract
Awards (Increasing or Decreasing by \$10,000)
\$ _____ Total of Increased Funding
\$ _____ Total of Reduced Funding
- V. Federal Government Contracts and Grants (Funds Coming In)
- a. 1990 HT 3-6
\$ 317,191 Number of Initial Grant and Contract Awards
Value of Awards
- b. _____ Number of Fiscal Amendments to Grant and Contract
Awards (Increasing or Decreasing by \$10,000)
\$ _____ Total of Increased Funding
\$ _____ Total of Reduced Funding
- VI. Federal Government Contracts and Grants (Funds Going Out)
- a. _____ Number of Initial Grant and Contract Awards
\$ _____ Value of Awards
- b. _____ Number of Fiscal Amendments to Grant and Contract
Awards (Increasing or Decreasing by \$10,000)
\$ _____ Total of Increased Funding
\$ _____ Total of Reduced Funding