

THE UNIVERSITY OF TEXAS SYSTEM ADMINISTRATION
CHANCELLOR'S DOCKET NO. 63

See Page 14 for
Regental approval
via the Business
Affairs and Audit
Committee.

March 9, 1992

TO MEMBERS OF THE BUSINESS AFFAIRS AND AUDIT COMMITTEE:

Tom Loeffler, Chairman
Robert J. Cruikshank
Zan W. Holmes, Jr.

The Docket for The University of Texas System Administration and the Dockets recommended by the Chief Administrative Officers concerned and prepared by the component institutions listed below are herewith submitted for ratification or approval, as appropriate, at the meeting of the U. T. System Board of Regents on April 9, 1992. The appropriate Executive Vice Chancellors and I concur in these recommendations.

| <u>Institutions</u> | <u>Pages</u> |
|---|--------------------|
| The University of Texas System Administration | C-1 through C-19 |
| The University of Texas at Arlington | AR-1 through AR-11 |
| The University of Texas at Austin | A-1 through A-38 |
| The University of Texas at Brownsville | B-1 through B-7 |
| The University of Texas at Dallas | D-1 through D-10 |
| The University of Texas at El Paso | EP-1 through EP-6 |
| The University of Texas - Pan American | PA-1 through PA 7 |
| The University of Texas of the Permian Basin | PB-1 through PB-6 |
| The University of Texas at San Antonio | SA-1 through SA-12 |
| The University of Texas at Tyler | TA-1 through TA-6 |
| The University of Texas Southwestern Medical Center at Dallas | HD-1 through HD-12 |
| The University of Texas Medical Branch at Galveston | G-1 through G-13 |
| The University of Texas Health Science Center at Houston | HH-1 through HH-14 |
| The University of Texas Health Science Center at San Antonio | HS-1 through HS-14 |
| The University of Texas M. D. Anderson Cancer Center | CC-1 through CC-16 |
| The University of Texas Health Center at Tyler | HT-1 through HT-4 |



Hans Mark
Chancellor

HM:at

xc: Sam Barshop
Louis A. Beecherl, Jr.
W. A. "Tex" Moncrief, Jr.
Mario E. Ramirez, M.D.

Bernard Rapoport
Ellen C. Temple
James P. Duncan
Charles B. Mullins, M.D.

THE UNIVERSITY OF TEXAS SYSTEM ADMINISTRATION

U. T. BOARD OF REGENTS' MEETING

APRIL 9, 1992

TABLE OF CONTENTS

| | <u>Page</u> |
|--|-------------|
| Business Contracts for Service | C-3 |
| Land Matters, including Standard Easements, Surface Leases Permits and Water Contracts | C-4 |
| Contracts and Grants for Research, Development, Clinical and Educational Services | C-15 |
| Changes to the 1991-92 System-wide Personnel Pay Plan | C-16 |
| Amendments to the 1992 System Administration Operating Budget (Including staff appointments, changes of status and transfers of funds within existing budget total) | C-17 |
| Land and Investment Report (See attachment L & I 1-109) | C-19 |

THE UNIVERSITY OF TEXAS SYSTEM ADMINISTRATION

U. T. BOARD OF REGENTS' MEETING

APRIL 9, 1992

BUSINESS CONTRACTS FOR SERVICES

The following contracts have been awarded, have been administratively approved by the appropriate Executive Vice Chancellor, and are recommended for ratification by the U. T. Board of Regents:

(FUNDS GOING OUT)

1. Agency: First City, Texas - Houston, N.A.
Funds: As per the Master Trust Custody Fee Schedule for the Permanent University Fund
Period: April 3, 1992 through April 3, 1994
Title/Description: Second Amendment to Master Trust Custody Agreement and Securities Lending Supplement and Extension Agreement

2. Agency: Texas General Land Office
Funds: Not to exceed \$15,000
Period: February 13, 1992 through March 31, 1993
Title/Description: Provide inspection services (unauthorized uses, dumping, etc.) for UT System lands in El Paso County

THE UNIVERSITY OF TEXAS SYSTEM ADMINISTRATION
U. T. BOARD OF REGENTS' MEETING
APRIL 9, 1992
LAND MATTERS, INCLUDING STANDARD EASEMENTS,
SURFACE LEASES, PERMITS AND WATER CONTRACTS

LAND MATTERS

Easement and Surface Lease Nos. 8045 - 8073, Assignment of Lease Nos. 5705, 5764, 5776, 5850, 5864, 5897, 5968, 5978, 6018, 6072, 6204, 6217, 6248, 6317, 6323, 6415, 6425, 6607, 6827, 6876, 6884, 6941, 7074, 7200, 7410, 7986, 8011, Material Source Permit Nos. 715 & 716, Amended Flexible Grazing Lease Nos. 0131, 0143, 0171, Flexible Grazing Lease Nos. 0215 - 0217, Salt Water Disposal Contract Nos. 28D, 29D, 31D, & 35D, Geophysical Permit Nos. 4322 - 4324. --It is recommended by the Vice Chancellor for Business Affairs that the following applications for easements, and surface leases, assignment of leases, material source permits, amended flexible grazing leases, flexible grazing leases, salt water disposal contracts, and geophysical permits be ratified and the appropriate filing fees be accepted. All have been approved as to content by the appropriate officials. Payment for each has been received unless otherwise indicated, and each document is on the University's standard form when applicable and is at the standard rate effective February 1, 1986, unless otherwise indicated.

Easements and Surface Leases Nos. 8045 - 8073

| <u>No.</u> | <u>Company</u> | <u>Type</u> | <u>County</u> | <u>Block #</u> | <u>Distance</u> | <u>Period</u> | <u>Fee</u> |
|------------|--|------------------|---------------------|--------------------|---|---------------------|------------------|
| 8045 | Red River Pipeline (Renewal of #5631) | Pipe Line Gas | Andrews & Gaines | 1, 5, 2, 8, & 6 | 5,881.52 rods of 24" line | 2/1/92 1/31/2002 | \$45,581.78 |
| 8046 | Enserch Corporation (Renewal of #5632) | Pipe Line Gas | Ward | 20 | 1.22 rods of 4" line | 2/1/92 1/31/2002 | 400.00 (Min.) |
| 8047 | Ross W. Woodworth (Renewal of #4973) | Pipe Line Gas | Pecos | 17 & 18 | 1,897.21 rods 4 1/2" line & 800.21 rods of 2" line | 7/1/89 6/30/1999 | 12,138.39 |
| 8048 | Mobil Producing Texas & New Mexico Inc. (Renewal of #5633) | Pipe Line Gas | Ward | 18 | 296.70 rods of 2 1/2" line | 2/1/92 1/31/2002 | 1,335.15 |

| No. | Company | Type | County | Block # | Distance | Period | Fee |
|------|---|----------------------------|--------------------|-------------------|--|----------------------|------------------|
| 8049 | Phillips 66 Natural Gas Co. (Renewal of #5592) | Pipe Line Gas | Andrews | 9 & 1 | 24.42 rods of 4 1/2" line & 136.61 rods of 2" line | 2/1/92 1/31/2002 | \$724.64 |
| 8050 | Phillips 66 Natural Gas Co. (Renewal of #5606) | Pipe Line Gas | Crane | 30 | 231.50 rods of 4 1/2" line & 337.50 rods of 3 1/2" line | 2/1/92 1/31/2002 | 2,560.50 |
| 8051 | Phillips 66 Natural Gas Co. | Pipe Line Gas | Andrews & Crane | 14 & 30 | 155.88 rods of 3 1/2" line & 13.45 rods of 4 1/2" line | 2/1/92 1/31/2002 | 846.65 |
| 8052 | Texas Utilities Electric Co. | Power Line Transmission | Andrews | 13 | 81.11 rods of H-Frame line | 1/1/92 12/31/2001 | 486.66 |
| 8053 | Texas-New Mexico Pipe Line (Renewal of #5600) | Pipe Line Oil | Crane | 30 | 2,220.80 rods of 8 5/8" line | 2/1/92 1/31/2002 | 9,993.60 |
| 8054 | Southwestern Public Service Company | Power Line Transmission | Andrews | 9, 10, 11 & 12 | 6,347.45 rods of H-Frame line | 2/1/92 1/31/2002 | 38,084.70 |
| 8055 | Conoco Inc. | Pipe Line Gas | Schleicher | 53 | 39.21 rods of 4 1/2" line | 1/1/92 12/31/2001 | 400.00 (Min.) |
| 8056 | Winnifred L. Pilgrim | Surface Lease Sign Site | Pecos | 23 | 0.11 acres approximately | 1/1/92 12/31/92 | 400.00* |

*Renewable from year to year, but not to exceed a total of ten years. Negotiated by the Manager of University Lands - Surface Interests.

| No. | Company | Type | County | Block # | Distance | Period | Fee |
|------|--|---|-------------------------------|---------------|---|----------------------|------------------|
| 8057 | West Texas Utilities Co. (Renewal of #5556) | Power Line Distribution | Upton | 3 & 58 | 604.00 rods of single line | 4/1/92 3/31/2002 | \$ 845.60 |
| 8058 | West Texas Utilities Co. (Renewal of #5573) | Power Line Transmission | Reagan | 8 & 9 | 758.70 rods of single line | 4/1/92 3/31/2002 | 1,707.07 |
| 8059 | Chevron Pipe Line Co. (Renewal of #5603) | Pipe Line Gas | Ward | 16 | 2,012.26 rods of 4 1/2" line | 4/1/92 3/31/2002 | 9,055.17 |
| 8060 | Texas-New Mexico Power Co. | Power Line Distribution | Ward | 18 | 21.15 rods of single line | 2/1/92 1/31/2002 | 400.00 (Min.) |
| 8061 | El Paso Natural Gas Co. (Renewal of #5582) | Surface Lease Compressor Station & Road | Andrews | 9 | 5.007 acres approximately | 3/1/92 2/28/2002 | 4,000.00 |
| 8062 | J.L. Davis | Pipe Line Gas | Crockett | 48 | 120.48 rods of 2" line | 1/1/92 12/31/2001 | 602.40 |
| 8063 | WJC, Inc. (Renewal of #5458) | Pipe Line Water | Crane | 30 | 100.00 rods of 2 3/8" line | 9/1/91 8/31/2001 | 450.00 |
| 8064 | Delhi Gas Pipeline Corp. (Renewal of #5595) | Pipe Line Gas | Pecos | 26 | 220.60 rods of 8 5/8" line | 4/1/92 3/31/2002 | 992.70 |
| 8065 | Shell Pipe Line Corporation | Pipe Line Oil/Gas | Crane, Andrews, & Ector | 35, 1, & 9 | 4,622.19 rods of 4 1/5" line, 1,194.91 rods of 6 5/8" line, & 510.79 rods of 8 5/8" line | 1/1/92 12/31/2001 | 31,639.45 |

| No. | Company | Type | County | Block # | Distance | Period | Fee |
|------|---|----------------------------|--|---|-------------------------------|---------------------|------------------|
| 8066 | Shell Pipe Line Corporation (Renewal of #5607) | Pipe Line Gas/Oil | Crockett, Reagan, Upton, & Schleicher | 15, 4, 1, 8, 7, 12, 49, 50, 48, 47, 44, 41, 39, 55, 54, & 57 | 20,481.30 rods of 24" line | 3/1/92 2/28/2002 | \$158,730.07 |
| 8067 | Phillips 66 Natural Gas Co. (Renewal of #5629) | Pipe Line Gas | Andrews | 1 | 131.15 rods of 4 1/2" line | 3/1/92 2/28/2002 | 590.18 |
| 8068 | Phillips 66 Natural Gas Co. (Renewal of #5636) | Pipe Line Gas | Andrews | 11 | 894.10 rods of 6 5/8" line | 4/1/92 3/31/2002 | 4,023.45 |
| 8069 | T.L.J. Inc. | Pipe Line SWD | Reagan | 49 | 337.94 rods of 2" line | 2/1/92 1/31/2002 | 1,689.70 |
| 8070 | Texas Utilities Electric Company | Power Line Distribution | Crane | 31 | 60.12 rods of single line | 2/1/92 1/31/2002 | 400.00 (Min.) |
| 8071 | Conoco Inc. (Renewal of #5645) | Pipe Line Gas | Schleicher | 53 | 303.27 rods of 4 1/2" line | 4/1/92 3/31/2002 | 1,364.72 |
| 8072 | Amtex Energy, Inc. | Pipe Line SWD | Ward | 18 | 196.36 rods of 2" line | 3/1/92 2/28/2002 | 981.80 |
| 8073 | Remuda Operating Company | Pipe Line Water | Ward | 17 | 133.00 rods of 2" line | 2/1/92 1/31/2002 | 665.00 |

Assignment of Leases Nos. 5705, 5764, 5776, 5850, 5864, 5897, 5968, 5978, 6018, 6072, 6204, 6217, 6248, 6317, 6323, 6415, 6425, 6607, 6827, 6876, 6884, 6941, 7074, 7200, 7410, 7986, & 8011

| No. | Assignor | Assignee | Type Permit | County | Consideration |
|------|-----------------------------------|-----------------------------|---------------|----------|---------------|
| 5705 | Union Texas Petroleum Corporation | Western Gas Resources, Inc. | Pipe Line | Reagan | \$400.00 |
| 5764 | Union Texas Petroleum Corporation | Western Gas Resources, Inc. | Pipe Line | Upton | 400.00 |
| 5776 | Union Texas Petroleum Corporation | Western Gas Resources, Inc. | Pipe Line | Upton | 400.00 |
| 5850 | Union Texas Products Corporation | Western Gas Resources, Inc. | Pipe Line | Upton | 400.00 |
| 5864 | Union Texas Products Corporation | Western Gas Resources, Inc. | Pipe Line | Upton | 400.00 |
| 5897 | Union Texas Products Corporation | Western Gas Resources, Inc. | Pipe Line | Reagan | 400.00 |
| 5968 | Union Texas Petroleum Corporation | Western Gas Resources, Inc. | Pipe Line | Upton | 400.00 |
| 5978 | Vanguard Pipeline Corporation | Hanley Petroleum Inc. | Pipe Line | Crockett | 400.00 |
| 6018 | Vanguard Pipeline Corporation | Hanley Petroleum Inc. | Pipe Line | Crockett | 400.00 |
| 6072 | Chevron U.S.A. Inc. | Southland Royalty Company | Surface Lease | Ector | 400.00 |

| <u>No.</u> | <u>Assignor</u> | <u>Assignee</u> | <u>Type Permit</u> | <u>County</u> | <u>Consideration</u> |
|------------|----------------------------------|-----------------------------|--------------------|---------------|----------------------|
| 6204 | Union Texas Products Corporation | Western Gas Resources, Inc. | Pipe Line | Reagan | \$400.00 |
| 6217 | Vanguard Pipeline Corporation | Hanley Petroleum Inc. | Pipe Line | Crockett | 400.00 |
| 6248 | Union Texas Products Corporation | Western Gas Resources, Inc. | Pipe Line | Upton | 400.00 |
| 6317 | Union Texas Products Corporation | Western Gas Resources, Inc. | Pipe Line | Upton | 400.00 |
| 6323 | Union Texas Products Corporation | Western Gas Resources, Inc. | Pipe Line | Upton | 400.00 |
| 6415 | Vanguard Pipeline Corporation | Hanley Petroleum Inc. | Pipe Line | Crockett | 400.00 |
| 6425 | Union Texas Products Corporation | Western Gas Resources, Inc. | Pipe Line | Upton | 400.00 |
| 6607 | Union Texas Products Corporation | Western Gas Resources, Inc. | Pipe Line | Upton | 400.00 |
| 6827 | Union Texas Products Corporation | Western Gas Resources, Inc. | Pipe Line | Reagan | 400.00 |
| 6876 | Union Texas Products Corporation | Western Gas Resources, Inc. | Pipe Line | Upton | 400.00 |

| <u>No.</u> | <u>Assignor</u> | <u>Assignee</u> | <u>Type Permit</u> | <u>County</u> | <u>Consideration</u> |
|------------|--|-----------------------------|--------------------|---------------|----------------------|
| 6884 | Union Texas Products Corporation | Western Gas Resources, Inc. | Pipe Line | Reagan | \$400.00 |
| 6941 | William Orville Row, Tommy Barrett Tims, & Patsy Ruth Tims | Hilda Ann Henriques | Surface Lease | Reagan | 400.00 |
| 7074 | Union Texas Products Corporation | Western Gas Resources, Inc. | Pipe Line | Upton | 400.00 |
| 7200 | Caprock Oil & Gas Inc. | Lowe Partners, L.P. | Pipe Line | Andrews | 400.00 |
| 7410 | Pacific Enterprises Oil Company U.S.A. | Mid-Continent Energy, Inc. | Power Line | Upton | 400.00 |
| 7986 | Union Texas Products Corporation | Western Gas Resources, Inc. | Pipe Line | Upton | 400.00 |
| 8011 | Union Texas Products Corporation | Western Gas Resources, Inc. | Pipe Line | Reagan | 400.00 |

Material Source Permit No. 715-716

| <u>No.</u> | <u>Grantee</u> | <u>County</u> | <u>Block</u> | <u>Quantity</u> | <u>Consideration</u> |
|------------|------------------------------|---------------|--------------|-----------------------------------|----------------------|
| 715 | Cotton's Dirt & Paving, Inc. | Ward | 16 | 3,000 cubic yards of chip base | \$ 6,000.00 |
| 716 | M&P Construction Company | Crane | 30 | 600 cubic yards of caliche | 540.00 |

Amended Flexible Grazing Lease Nos. 0131, 0143, 0171

| No. | Lessee | County | Block | Acreage | Period | Minimum Rental Per Acre | Minimum Annual Rental | Semi- Annual Rental |
|------|--|----------------------|-------------------|-----------|---------------------|-------------------------------|-----------------------------|---------------------------|
| 0131 | Way & Schneemann, A Partnership | Crockett & Reagan | 7, 8, 11, & 12 | 19,506.00 | 1/1/84 12/31/93 | \$1.15 | \$22,431.90 | \$11,215.95 |
| 0143 | John Milton Puckett | Pecos | 165 & 27 | 4,560.60 | 1/1/90 12/31/99 | 0.36 | 1,641.82 | 820.91 |
| 0171 | Susan Woodward Lloyd & Gayle Woodward Gerlach | Schleicher | 54, 55, & 56 | 5,459.80 | 7/1/90 6/30/2000 | 0.80 | 4,367.84 | 2,183.92 |

Amendment of these leases includes U.T.'s changes in its hazardous waste, hunting & recreation, default and notice, venue of suit, taxes and captions clauses.

Flexible Grazing Lease Nos. 0215 - 0217

| No. | Lessee | County | Block | Acreage | Period | Minimum Rental Per Acre | Minimum Annual Rental | Semi- Annual Rental |
|------|---|---------------------------------|----------------|-----------|----------------------|-------------------------------|-----------------------------|---------------------------|
| 0215 | Walter W. Owens & Linda Owens Gage (Renewal of #0091) | Crockett | 29 | 11,911.00 | 1/1/92 12/31/2001 | \$0.91 | \$10,839.01 | \$5,419.51 |
| 0216 | F.M. Elkins, Mike Elkins, & Steve Elkins | Crockett, Reagan, & Irion | 40, 43 & 44 | 19,653.50 | 7/1/92 6/30/2002 | 0.89 | 17,491.62 | 8,745.81 |

| No. | Lessee | County | Block | Acreage | Period | Minimum Rental Per Acre | Minimum Annual Rental | Semi- Annual Rental |
|------|---|----------------------|-----------------|------------|---------------------|-------------------------------|-----------------------------|---------------------------|
| 0217 | R.B. Ferguson, Robert B. Ferguson III, William R. Ferguson, & Lisa J. Thomas | Crockett & Reagan | 43, 47, & 48 | 16,736.287 | 7/1/92 6/30/2002 | \$0.89 | \$14,895.30 | \$7,447.65 |

Salt Water Disposal Contract No. 28D, 29D, 31D, & 35D

| No. | Company | Type Permit | County | Location (Block) | Distance or Area | Period | Consideration |
|-----|--|-------------|---------|---------------------|---------------------|---------------------|---------------|
| 28D | D.D. Poynor (Renewal of #28D) | SWD | Reagan | 11 | 5 acres | 1/1/92 12/31/92 | \$ 5,000.00* |
| 29D | Energy Production Corp. (Renewal of #29D) | SWD | Reagan | 8 | 1 acre | 12/10/91 12/9/92 | 1,500.00* |
| 31D | Hanley Petroleum Inc. (Renewal of #31D) | SWD | Andrews | 3 | 1 acre | 2/1/92 1/31/92 | 1,000.00* |
| 35D | BTA Oil Producers (Renewal of #35D) | SWD | Andrews | 6 | 1 acre | 4/8/92 4/7/93 | 1,000.00* |

*Annual advance rental. Renewable from year to year, but not to exceed a total of five years. Negotiated by Manager of University Lands - Oil, Gas and Mineral Interests.

Geophysical Permit Fees No. 4322 - 4324

| No | Company | Area | Blocks and Counties | Period | Consideration |
|------|---|------|---|--------------------|---------------|
| 4322 | Arco Oil & Gas Company for Arco Oil & Gas | Six | Blks 1 through 15 & 58, Crockett, Reagan, and Upton Counties | 1/17/92 4/16/92 | \$400.00 |
| 4323 | Arco Oil & Gas Company for Arco Oil & Gas | One | Blks 1 through 14, Andrews, Gaines, and Martin Counties | 2/17/92 5/16/92 | 400.00 |
| 4324 | Dawson Geophysical Company for Oilfield Management, Inc. | One | Blks 1 through 14, Andrews, Gaines, and Martin Counties | 2/06/92 5/07/92 | 400.00 |

THE UNIVERSITY OF TEXAS SYSTEM ADMINISTRATION

U. T. BOARD OF REGENTS' MEETING

APRIL 9, 1992

CONTRACTS AND GRANTS FOR RESEARCH, DEVELOPMENT, CLINICAL
AND EDUCATIONAL SERVICES

Since the Docket for the previous meeting of the U. T. Board of Regents, the following activity has taken place with regard to Contracts and Grants for Research, Development, Clinical and Educational Services:

FUNDS COMING IN

- I. Non-Governmental, State and Local Government and Federal Government Contracts and Grants
- a. _____ Number of Initial Grant and Contract Awards
 \$ _____ Value of Awards
- b. _____ Number of Fiscal Amendments to Grant and Contract Awards (Increasing or Decreasing by \$10,000)
 \$ _____ Total of Increased Funding
 \$ _____ Total of Reduced Funding

FUNDS GOING OUT

- II. Non-Governmental, State and Local Government and Federal Government Contracts and Grants
- a. _____ 1992 C1 Number of Initial Grant and Contract Awards
 \$ _____ 29,863 Value of Awards
- b. _____ Number of Fiscal Amendments to Grant and Contract Awards (Increasing or Decreasing by \$10,000)
 \$ _____ Total of Increased Funding
 \$ _____ Total of Reduced Funding

THE UNIVERSITY OF TEXAS SYSTEM ADMINISTRATION

U. T. BOARD OF REGENTS' MEETING

APRIL 9, 1992

SYSTEM-WIDE PERSONNEL PAY PLAN RECOMMENDATION

ADJUSTMENTS TO THE 1991-92 SYSTEM-WIDE PERSONNEL PAY PLAN

Ratification is requested for the following adjustments to the 1991-92 System-wide Personnel Pay Plan:

ADDITIONS

| <u>Code</u> | <u>Title</u> | <u>System-wide Annual Salary Range</u> |
|-------------|--|--|
| 1682 | Electroneurodiagnostic Technologist III | 27,336 - 42,216 |
| 1683 | Electroneurodiagnostic Technologist II | 20,232 - 31,236 |
| 1684 | Electroneurodiagnostic Technologist I | 17,700 - 27,336 |
| 1685 | Electroneurodiagnostic Technician | 15,624 - 23,904 |
| 1698 | Technical Services Coordinator | 33,408 - 51,624 |
| 1987 | Medical Office Receptionist | 16,620 - 25,560 |
| 3029 | Director, Student Health Services | 33,408 - 51,624 |
| 5128 | Utilities Operations Foreman | 22,368 - 34,584 |
| 5279 | Control Shop/Sheetmetal Supervisor | 24,708 - 38,196 |
| 9140 | Grants and Contracts Accounting Specialist | 18,300 - 25,560 |

ADJUSTMENTS IN SALARY RANGE

| | | <u>System-wide Annual Salary Range</u> | |
|------|---|--|-----------------|
| | | <u>From</u> | <u>To</u> |
| 5280 | Sheetmetal Leader/Foreman | 24,708 - 38,196 | 22,368 - 34,584 |
| 6321 | Senior Sergeant, University Police | 26,436 - 42,216 | 21,624 - 46,680 |
| | UTSA addition with institutional range of | | 21,624 - 30,216 |
| | SMC Dallas addition with institutional range of | | 30,216 - 46,680 |
| 6333 | Senior Police Officer/Corporal/Police Officer III, University Police | 23,112 - 36,924 | 18,912 - 42,216 |
| | UTSA addition with institutional range of | | 18,912 - 26,436 |
| | SMC Dallas addition with institutional range of | | 27,336 - 42,216 |
| 6336 | Police Officer I, University Police | 20,232 - 20,232 | 17,148 - 24,708 |
| | UTSA addition with institutional range of | | 17,148 - 23,904 |
| | SMC Dallas addition with institutional range of | | 24,708 - 24,708 |
| 8372 | Events Manager | 23,112 - 38,196 | 21,624 - 38,196 |
| | UTSA addition with institutional range of | | 21,624 - 30,216 |
| 8614 | Publications Editor | 24,708 - 45,156 | 23,904 - 45,156 |
| | UTSA addition with institutional range of | | 23,904 - 33,408 |
| 9010 | Executive Assistant | 20,904 - 49,908 | 20,904 - 72,108 |
| | SMC Dallas addition with institutional range of | | 30,216 - 72,108 |
| 9381 | Computer User Services Specialist II | 21,624 - 48,264 | 19,548 - 48,264 |
| | UTSA addition with institutional range of | | 19,548 - 27,336 |
| 9383 | Computer User Services Assistant/Help Desk Customer Services Representative | 18,300 - 38,196 | 16,116 - 38,196 |
| | UTSA addition with institutional range of | | 16,116 - 22,368 |

The above referenced adjustments reflect those actions necessary to establish or maintain internal and external equity and/or accurately define and classify jobs. Salary ranges are supported by compensation data for the area concerned. These adjustments have been initiated by the various component institutions, appropriately reviewed, and have received the approval of the Office of the Chancellor.

THE UNIVERSITY OF TEXAS SYSTEM ADMINISTRATION

U. T. BOARD OF REGENTS' MEETING

APRIL 9, 1992

AMENDMENTS TO THE 1992 BUDGET

The term "rate" is the full-time twelve-month rate, the appointee receiving a proportionate amount depending upon the fraction of time for which he is appointed and the period of his appointment. Source of funds for payment of salaries, unless otherwise shown, is the departmental salaries account.

| <u>Item, Department, Title, Name</u> | <u>Effective Date</u> | <u>% Time</u> | <u>Full-time Salary</u> | | <u>RBC</u> |
|---|-----------------------|---------------|-------------------------|-------------|------------|
| | | | <u>No. Mos.</u> | <u>Rate</u> | |
| <u>APPOINTMENTS, PROMOTIONS, AND SALARY INCREASES</u> | | | | | |
| <u>OFFICE OF THE BOARD OF REGENTS</u> | | | | | |
| 1. Margaret A. Glover | | | | | D128 |
| From: Assistant Secretary | | 100 | 12 | 70,000 | |
| To: Assistant Secretary | 01/01 | 100 | 12 | 75,000 | |
| <u>SYSTEM ADMINISTRATION OFFICES</u> | | | | | |
| Office of the Chancellor - Public Affairs and Development | | | | | |
| Director of News and Public Information | | | | | |
| 1. Douglas J. Holley | 02/15 | 100 | 12 | 58,563 | D136 |

THE UNIVERSITY OF TEXAS SYSTEM ADMINISTRATION

U. T. BOARD OF REGENTS' MEETING

APRIL 9, 1992

AMENDMENTS TO THE 1992 BUDGET

Transfer of Funds

PLANT FUNDS

3. Amount of Transfer - \$318,452

D135

From: Billy Carr Endowment - Investment Account (\$220,452)
West Texas Lands - Gravel and Line Abandonment (\$98,000)

To: Billy Carr Endowment - Investment Income

Transfers provided for reclassification of funds into restricted accounts, incorrect posting of income, and archaeology projects on University Lands.

THE UNIVERSITY OF TEXAS SYSTEM ADMINISTRATION
U. T. BOARD OF REGENTS' MEETING
APRIL 9, 1992
LAND AND INVESTMENT REPORT

LAND AND INVESTMENT REPORT

Meeting of April 9, 1992

| INDEX | PAGE L & I REPORT |
|--|----------------------|
| I. PERMANENT UNIVERSITY FUND | |
| | 2 |
| A. INVESTMENT MATTERS - MONTH ENDED DECEMBER 31, 1991 | |
| 1. Report on Securities Transactions | 3 |
| 2. Comparison Summary of Assets | 4 |
| 3. Summary of Income from Investments | 5 |
| 4. Statement of Cash Receipts and Disbursements | 6 |
| B. INVESTMENT MATTERS - MONTH ENDED JANUARY 31, 1992 | |
| 1. Report on Securities Transactions | 14 |
| 2. Comparison Summary of Assets | 15 |
| 3. Summary of Income from Investments | 16 |
| 4. Statement of Cash Receipts and Disbursements | 17 |
| II. COMMON TRUST FUND | |
| | 26 |
| A. INVESTMENT MATTERS - MONTH ENDED DECEMBER 31, 1991 | |
| 1. Report on Securities Transactions | 27 |
| 2. Comparison Summary of Assets | 28 |
| 3. Summary of Income from Investments | 29 |
| 4. Statement of Cash Receipts and Disbursements | 30 |
| B. INVESTMENT MATTERS - MONTH ENDED JANUARY 31, 1992 | |
| 1. Report on Securities Transactions | 37 |
| 2. Comparison Summary of Assets | 38 |
| 3. Summary of Income from Investments | 39 |
| 4. Statement of Cash Receipts and Disbursements | 40 |
| III. MEDICAL LIABILITY SELF-INSURANCE FUND | |
| | 47 |
| A. INVESTMENT MATTERS - MONTH ENDED DECEMBER 31, 1991 | |
| 1. Report on Securities Transactions | 48 |
| 2. Comparison Summary of Assets | 49 |
| 3. Summary of Income from Investments | 50 |
| 4. Statement of Cash Receipts and Disbursements | 51 |
| B. INVESTMENT MATTERS - MONTH ENDED JANUARY 31, 1992 | |
| 1. Report on Securities Transactions | 55 |
| 2. Comparison Summary of Assets | 56 |
| 3. Summary of Income from Investments | 57 |
| 4. Statement of Cash Receipts and Disbursements | 58 |
| IV. INSTITUTIONAL FUNDS | |
| | 62 |
| A. INVESTMENT MATTERS - MONTH ENDED DECEMBER 31, 1991 | |
| 1. Report on Securities Transactions | 63 |
| B. INVESTMENT MATTERS - MONTH ENDED JANUARY 31, 1992 | |
| 1. Report on Securities Transactions | 69 |
| V. OTHER TRUST AND SPECIAL FUNDS | |
| | 77 |
| A. INVESTMENT MATTERS - MONTH ENDED DECEMBER 31, 1991 | |
| 1. Report on Securities Transactions | 78 |
| B. INVESTMENT MATTERS - MONTH ENDED JANUARY 31, 1992 | |
| 1. Report on Securities Transactions | 84 |
| VI. TRUST FUND REAL ESTATE TRANSACTIONS | |
| | 94 |
| A. SALE | 95 |
| B. LEASES | 102 |
| C. LOAN/MORTGAGE MODIFICATION | 108 |
| D. PROPERTY MANAGEMENT AGREEMENT | 109 |

I. PERMANENT UNIVERSITY FUND

PERMANENT UNIVERSITY FUND
SUMMARY OF SECURITIES TRANSACTIONS
(December 1-31, 1991)

REPORT ON SECURITIES TRANSACTIONS. -- The following securities transactions have been made for the Permanent University Fund in December, 1991. The Executive Vice Chancellor for Asset Management recommends approval by the Board of Regents of these transactions.

| <u>PURCHASES:</u> | <u>COST (BOOK VALUE)</u> | <u>YIELD AT COST</u> |
|--|------------------------------|---------------------------|
| DEBT SECURITIES-- | | |
| U. S. Govt. Obligations (Dir.) | \$ 2,994,090.00 | 5.11% |
| Municipal and County Bond | 4,000,000.00 | 9.00% |
| Corporate Bonds | <u>3,571,557.20</u> | <u>7.75%</u> |
| TOTAL DEBT SECURITIES | <u>10,565,647.20</u> | <u>7.47%</u> |
| EQUITY SECURITIES-- | | |
| Convertible Preferred Stocks | 575,665.00 | 9.74% |
| Common Stocks | 66,789,869.95 | 2.60% ¹ |
| Other Equities | <u>2,200,000.00</u> | <u>N/A</u> ² |
| TOTAL EQUITY SECURITIES | <u>69,565,534.95</u> | <u>2.57%</u> |
| TOTAL ACQUISITIONS | <u>\$ 80,131,182.15</u> | <u>3.22%</u> |
| | | |
| <u>SALES:</u> | <u>PROCEEDS</u> | <u>GAIN OR (LOSS)</u> |
| EQUITY SECURITIES-- | | |
| Common Stocks | \$ 7,143,233.26 | \$ (1,947,655.96) |
| Other Equities | <u>278,630.57</u> | <u>222,941.33</u> |
| Total Sales | <u>7,421,863.83</u> | <u>(1,724,714.63)</u> |
| <u>MATURITIES & PREPAYMENTS:</u> | | |
| DEBT SECURITIES-- | | |
| U. S. Govt. Obligations (Gtd.) | 965,151.43 | 14,429.19 |
| FHA Mortgages | <u>27,069.31</u> | <u>-0-</u> |
| Total U. S. Govt. Obligations | 992,220.74 | 14,429.19 |
| U. S. Govt. Agencies (Non-Gtd.) | 1,881,327.96 | 8,691.77 |
| Corporate Bonds | <u>10,802,000.00</u> | <u>293,833.76</u> |
| Total Maturities and Prepayments | <u>13,675,548.70</u> | <u>316,954.72</u> |
| Total Long Term Securities | 21,097,412.53 | (1,407,759.91) |
| <u>SHORT TERM SECURITIES/INVESTMENTS:</u> | | |
| Commercial Paper (Net) | <u>20,000,000.00</u> | <u>-0-</u> |
| TOTAL DISPOSITIONS | <u>\$ 41,097,412.53</u> | <u>\$ (1,407,759.91)</u> |

¹ Yield on Common Stocks based on cost price and indicated dividend rate as of 12/31/91.

² Current yield is not calculated on Other Equities due to the absence of scheduled interest and dividend payments.

PERMANENT UNIVERSITY FUND
Comparison Summary of Assets

December 31, 1990

December 31, 1991

| Security | Book Value | Book Yield | Market Value | Market Yield | Book Value | Book Yield | Market Value | Market Yield |
|-------------------------------------|---------------------------|---------------|---------------------------|---------------|---------------------------|---------------|---------------------------|--------------|
| LONG TERM SECURITIES: | | | | | | | | |
| DEBT SECURITIES -- | | | | | | | | |
| U. S. GOVT. OBLIGATIONS: | | | | | | | | |
| Direct - Treasuries | \$ 617,425,660.35 | 9.20% | \$ 652,353,248.10 | 7.78% | \$ 433,568,078.12 | 9.31% | \$ 492,937,973.00 | 5.93% |
| Gld. - Various Bonds | 133,214,788.63 | 9.57% | 135,566,928.87 | 9.49% | 122,265,125.56 | 9.49% | 132,827,982.05 | 8.46% |
| PHA Mortgages | 2,823,786.40 | 7.02% | 2,564,950.48 | 10.99% | 2,396,216.76 | 7.03% | 2,255,248.48 | 11.01% |
| Total U. S. Govts | <u>753,464,235.38</u> | <u>9.25%</u> | <u>790,485,627.45</u> | <u>9.09%</u> | <u>558,229,420.44</u> | <u>9.34%</u> | <u>628,021,203.53</u> | <u>6.47%</u> |
| U. S. GOVT. AGENCIES: | | | | | | | | |
| Non-Guaranteed | 312,300,132.52 | 9.72% | 318,717,788.21 | 9.45% | 356,496,345.22 | 9.55% | 385,305,472.56 | 8.41% |
| CORPORATE BONDS | <u>755,100,579.21</u> | <u>9.87%</u> | <u>754,409,281.55</u> | <u>9.98%</u> | <u>858,520,600.41</u> | <u>9.34%</u> | <u>930,683,996.46</u> | <u>8.17%</u> |
| TOTAL DEBT SECURITIES | <u>1,820,864,947.11</u> | <u>9.59%</u> | <u>1,863,612,697.21</u> | <u>9.08%</u> | <u>1,773,246,366.07</u> | <u>9.38%</u> | <u>1,944,010,672.55</u> | <u>7.67%</u> |
| PREFERRED STOCKS | <u>6,974,741.88</u> | <u>12.87%</u> | <u>8,541,868.16</u> | <u>10.51%</u> | <u>5,826,478.89</u> | <u>13.51%</u> | <u>9,402,900.00</u> | <u>8.37%</u> |
| TOTAL FIXED INCOME SECURITIES | <u>1,827,839,688.99</u> | <u>9.60%</u> | <u>1,872,154,565.37</u> | <u>9.09%</u> | <u>1,779,072,844.96</u> | <u>9.40%</u> | <u>1,953,413,572.55</u> | <u>7.68%</u> |
| EQUITY SECURITIES -- | | | | | | | | |
| Convertible Debentures | 619,359.66 | 7.83% | 518,750.00 | 9.35% | 607,567.00 | 25.75% | 577,000.00 | 27.11% |
| Convertible Preferred Stocks | 9,436,169.66 | 10.44% | 7,551,220.15 | 13.04% | 8,532,909.00 | 8.55% | 9,680,247.35 | 7.53% |
| Common Stocks | 891,391,861.53 | 4.26% | 1,047,906,224.73 | 3.62% | 1,131,107,408.49 | 3.43% | 1,484,528,254.99 | 2.62% |
| Other Equities | <u>58,154,720.34</u> | <u>0.00%</u> | <u>58,154,720.34</u> | <u>0.00%</u> | <u>73,267,173.45</u> | <u>0.00%</u> | <u>73,267,173.45</u> | <u>0.00%</u> |
| TOTAL EQUITY SECURITIES | <u>959,602,111.19</u> | <u>4.06%</u> | <u>1,114,130,915.22</u> | <u>3.50%</u> | <u>1,213,515,057.94</u> | <u>3.27%</u> | <u>1,568,052,675.79</u> | <u>2.54%</u> |
| TOTAL LONG TERM | <u>2,787,441,800.18</u> | <u>7.70%</u> | <u>2,986,285,480.59</u> | <u>7.01%</u> | <u>2,992,587,902.90</u> | <u>6.91%</u> | <u>3,521,466,248.34</u> | <u>5.39%</u> |
| CASH & EQUIVALENT: | | | | | | | | |
| U. S. Governments (Dir & Gld) | 43,279,617.03 | 11.43% | 44,433,517.59 | 7.39% | 247,122,285.34 | 8.57% | 253,040,100.00 | 4.60% |
| U. S. Governments (Non-Gld) | 39,826,823.45 | 7.73% | 39,827,800.00 | 7.73% | 10,000,000.00 | 6.60% | 10,059,400.00 | 4.22% |
| Corporate Bonds | 19,756,006.62 | 12.53% | 20,036,808.45 | 8.35% | 25,122,596.78 | 11.96% | 25,975,346.53 | 6.40% |
| Commercial Paper | 487,000,000.00 | 8.03% | 487,000,000.00 | 8.03% | 260,000,000.00 | 5.79% | 260,000,000.00 | 5.79% |
| U. S. Treasury Bills | 9,629,175.00 | 7.72% | 9,629,175.00 | 7.72% | 0.00 | 0.00% | 0.00 | 0.00% |
| Cash | <u>30,922,441.34</u> | <u>9.50%</u> | <u>30,922,441.34</u> | <u>9.50%</u> | <u>29,909,611.93</u> | <u>7.03%</u> | <u>29,909,611.93</u> | <u>7.03%</u> |
| TOTAL SHORT TERM | <u>630,414,063.44</u> | <u>8.44%</u> | <u>631,849,742.38</u> | <u>8.04%</u> | <u>572,154,494.05</u> | <u>7.33%</u> | <u>578,984,458.46</u> | <u>5.33%</u> |
| TOTAL SECURITIES, CASH & EQUIVALENT | <u>\$3,417,855,863.62</u> | <u>7.83%</u> | <u>\$3,618,135,222.97</u> | <u>7.19%</u> | <u>\$3,564,742,396.95</u> | <u>6.98%</u> | <u>\$4,100,450,706.80</u> | <u>5.36%</u> |

L & I 4

2286

PERMANENT UNIVERSITY FUND
SUMMARY OF INCOME FROM INVESTMENTS
December 1-31, 1991

| | CASH | ACCRUED | TOTAL |
|---|-------------------------|------------------------|-------------------------|
| FROM FIXED INCOME SECURITIES | | | |
| U. S. Treasuries | \$ 1,156,758.43 | \$ 3,381,297.14 | \$ 4,538,055.57 |
| U. S. Govt. Obligations (Gtd.) | 913,535.44 | 65,725.71 | 979,261.15 |
| FHA Mortgages | 13,848.17 | 0.00 | 13,848.17 |
| U. S. Govt. Agencies (Non-Gtd) | 2,681,098.63 | 240,313.40 | 2,921,412.03 |
| Corporate Bonds | 9,115,472.76 | (1,518,809.59) | 7,596,663.17 |
| Preferred Stocks | 65,506.25 | 0.00 | 65,506.25 |
| Total from Fixed Income Securities | 13,946,219.68 | 2,168,526.66 | 16,114,746.34 |
| FROM EQUITY SECURITIES | | | |
| Convertible Debentures | 0.00 | 13,038.33 | 13,038.33 |
| Common Stocks | 4,121,130.85 | 0.00 | 4,121,130.85 |
| Other Equities | 30,996.72 | 0.00 | 30,996.72 |
| Total from Equity Securities | 4,152,127.57 | 13,038.33 | 4,165,165.90 |
| Total From Long Term Investments | 18,098,347.25 | 2,181,564.99 | 20,279,912.24 |
| FROM SHORT TERM INVESTMENTS | | | |
| U. S. Govt. Obligations (Dir.) | 553,125.00 | (17,369.86) | 535,755.14 |
| U. S. Govt. Agencies - Short Term Notes | 0.00 | 56,054.80 | 56,054.80 |
| Corporate Bonds | 176,085.63 | 66,570.84 | 242,656.47 |
| Commercial Paper | 470,747.59 | 888,127.42 | 1,358,875.01 |
| Securities Lending | 114,574.88 | 0.00 | 114,574.88 |
| Total From Short Term Investments | 1,314,533.10 | 993,383.20 | 2,307,916.30 |
| TOTAL INCOME FROM INVESTMENTS | \$ 19,412,880.35 | \$ 3,174,948.19 | \$ 22,587,828.54 |

INTEREST ACCRUED

| | As of 12/31/91 | As of 11/30/91 | NET |
|---|-------------------------|-------------------------|------------------------|
| U. S. Treasuries | \$ 13,189,979.78 | \$ 9,808,682.64 | \$ 3,381,297.14 |
| U. S. Govt. Obligations (Gtd.) | 1,074,234.85 | 1,008,509.14 | 65,725.71 |
| U. S. Govt. Agencies (Non-Gtd) | 2,574,358.98 | 2,334,045.58 | 240,313.40 |
| Corporate Bonds | 18,012,009.17 | 19,530,818.76 | (1,518,809.59) |
| Convertible Debentures | 75,280.22 | 62,241.89 | 13,038.33 |
| U. S. Govt. Oblig. (Dir.) | 1,028,167.81 | 1,045,537.67 | (17,369.86) |
| U. S. Govt. Agencies - Short Term Notes | 164,547.95 | 108,493.15 | 56,054.80 |
| Corporate Bonds | 82,681.95 | 16,111.11 | 66,570.84 |
| Commercial Paper | 4,858,097.44 | 3,969,970.02 | 888,127.42 |
| | \$ 41,059,358.15 | \$ 37,884,409.96 | \$ 3,174,948.19 |

PERMANENT UNIVERSITY FUND
STATEMENT OF CASH RECEIPTS AND DISBURSEMENTS
(December 1-31, 1991)

CASH RECEIPTS

RECEIPTS INCREASING THE FUND:

| | | |
|---------------------------------|-----------------|-----------------|
| Mineral Royalties | | |
| Oil | \$ 4,480,180.37 | |
| Gas | 1,453,397.00 | |
| Water | 34,268.94 | |
| Brine | 3,900.95 | |
| Mineral Lease | 11,623.64 | |
| Other | <u>4,795.70</u> | |
| Total University Lands Receipts | | \$ 5,988,166.60 |

RECEIPTS FROM SECURITIES SOLD,
CALLED, MATURED OR EXCHANGED:

| | | |
|---|----------------------|---------------------|
| LONG TERM SECURITIES-- | | |
| U. S. Govt. Obligations (Gtd.) | 965,151.43 | |
| FHA Mortgages | 27,069.31 | |
| U. S. Govt. Agencies (Non-Gtd.) | 1,881,327.96 | |
| Corporate Bonds | 10,802,000.00 | |
| Common Stocks | 7,143,233.26 | |
| Other Equities | 278,630.57 | |
| SHORT TERM SECURITIES-- | | |
| Commercial Paper (Net) | <u>20,000,000.00</u> | |
| Total | | 41,097,412.53 |
| RECEIPTS FROM NET AMORTIZATION OF BONDS | | <u>(450,181.19)</u> |
| Total Cash Receipts | | 46,635,397.94 |

CASH ON HAND:

| | | |
|--------------------------------|----------------------|-------------------------|
| November 30, 1991 | 63,405,396.14 | |
| December 31, 1991 | <u>29,909,611.93</u> | |
| Decrease in Cash Balance (Add) | | <u>33,495,784.21</u> |
| Total Cash Accounted for | | <u>\$ 80,131,182.15</u> |

PERMANENT UNIVERSITY FUND
STATEMENT OF CASH RECEIPTS AND DISBURSEMENTS (Continued)
(December 1-31, 1991)

CASH DISBURSEMENTS

| | |
|---|-------------------------|
| ASSETS PURCHASED: | |
| U. S. Govt. Obligations (Direct) (\$3,000,000 par value) | \$ 2,994,090.00 |
| Municipal and County Bonds (\$4,000,000 par value) | 4,000,000.00 |
| Corporate Bonds (\$3,510,000 par value) | 3,571,557.20 |
| Convertible Preferred Stock (12,800 shares) | 575,665.00 |
| Common Stocks (2,087,500 shares) | 66,789,869.95 |
| Other Equities | <u>2,200,000.00</u> |
| Total Cash Disbursements | <u>\$ 80,131,182.15</u> |

SUMMARY

Book Value of Permanent University Fund Investments

| | | |
|---|-----------------------|---------------------------|
| November 30, 1991 Balance | | \$3,560,161,990.26 |
| Additions for December, 1991: | | |
| From West Texas Lands | \$ 5,988,166.60 | |
| Realized Net Gain or (Loss) on Security Transactions | <u>(1,407,759.91)</u> | 4,580,406.69 |
| (See Cash Receipts Increasing the Fund for Detail) | | |
| December 31, 1991 Balance | | <u>\$3,564,742,396.95</u> |

PERMANENT UNIVERSITY FUND
SCHEDULE OF SECURITIES PURCHASED
(DECEMBER 1, 1991 THROUGH DECEMBER 31, 1991)

| SECURITY | PAR VALUE | TOTAL PRINCIPAL COST | YIELD AT COST |
|---|-------------------------|-------------------------|------------------|
| LONG TERM SECURITIES: | | | |
| DEBT SECURITIES | | | |
| U.S. GOVERNMENT OBLIGATIONS (DIRECT AND GUARANTEED): | | | |
| U.S. TREASURIES | | | |
| 5.00% NOTES, DUE 12/31/93..... | \$ 3,000,000.00 | \$ 2,994,090.00 | 5.11% |
| MUNICIPAL AND COUNTY BONDS: | | | |
| TEX PUB FINANCE AUTHORITY (TAXABLE) | | | |
| 9.00% WCI FUND REV, DUE 12/01/06..... | 4,000,000.00 | 4,000,000.00 | 9.00 |
| CORPORATE BONDS: | | | |
| MONTANA POWER CO | | | |
| 8.95% 1ST MTGE, DUE 2/01/22..... | 2,350,000.00 | 2,348,778.00 | 8.96 |
| PHILLIPS PETROLEUM CO | | | |
| 14.75% SUB DEBS, DUE 3/15/00..... | 1,160,000.00 | 1,222,779.20 | 5.42 |
| TOTAL CORPORATE BONDS: | 3,510,000.00 | 3,571,557.20 | 7.75 |
| TOTAL DEBT SECURITIES: | \$ 10,510,000.00 | 10,565,647.20 | 7.47 |

| SECURITY | NO. SHARES, PURCHASED ¹ | TOTAL COST | YIELD AT COST ² |
|---------------------------------------|---------------------------------------|--------------|-------------------------------|
| EQUITY SECURITIES | | | |
| CONVERTIBLE PREFERRED STOCKS: | | | |
| TIME WARNER PFD C | | | |
| CONV PFD..... | 12,800 | 575,665.00 | 9.74 |
| COMMON STOCKS: | | | |
| ADT LIMITED..... | 41,500 | 251,075.00 | 0.00 |
| ADVANTA CORP..... | 6,500 | 191,750.00 | 0.81 |
| AILEEN INC..... | 10,200 | 194,738.40 | 0.00 |
| ALLIANT TECHSYSTEMS, INC..... | 8,500 | 187,380.57 | 0.00 |
| AMERICAN BRANDS INC..... | 6,700 | 269,092.10 | 4.36 |
| AMERICAN EXPRESS CO..... | 26,700 | 500,819.00 | 5.33 |
| AMERICAN HOME PRODUCTS CORP..... | 8,400 | 646,086.00 | 3.38 |
| AMERICAN INTERNATIONAL GROUP INC..... | 10,900 | 965,495.70 | 0.57 |
| AMERICAN STORES CO..... | 8,900 | 259,835.50 | 2.40 |
| AMERICAN TEL & TEL CO..... | 17,800 | 636,385.60 | 3.69 |
| AMERITECH CORP..... | 3,900 | 249,678.00 | 5.50 |
| ANSCO CORP..... | 5,200 | 248,664.00 | 4.60 |
| AMP INC..... | 32,400 | 1,744,523.80 | 2.68 |
| ANHEUSER-BUSCH COMPANIES INC..... | 13,800 | 766,916.00 | 2.01 |
| ARCHER-DANIELS-MIDLAND CO..... | 21,100 | 636,903.50 | 0.33 |
| ATKININSON (GUY F) CO, CAL..... | 85,000 | 531,250.00 | 0.00 |
| ATLANTIC RICHFIELD CO..... | 14,600 | 1,504,427.50 | 5.34 |
| BALDWIN TECHNOLOGY INC, CL A..... | 8,000 | 33,900.00 | 0.23 |
| BAXTER INTERNATIONAL INC..... | 15,200 | 585,716.80 | 1.92 |
| BECTON DICKINSON & CO..... | 13,200 | 781,596.60 | 1.96 |
| BELL ATLANTIC CORP..... | 6,200 | 294,816.20 | 5.30 |
| BERKLEY (WR) CORP..... | 32,700 | 904,462.50 | 1.16 |
| BRISTOL-MYERS SQUIBB CO..... | 3,200 | 253,824.00 | 3.03 |
| CAMPBELL SOUP CO..... | 13,900 | 1,086,385.50 | 0.89 |
| CAROLINA POWER & LIGHT CO..... | 4,900 | 250,243.00 | 5.95 |
| CBS INC..... | 7,900 | 1,043,992.00 | 0.75 |
| CENTEX CORP..... | 2,000 | 71,120.00 | 1.12 |
| CHAMPION INTERNATIONAL CORP..... | 11,400 | 257,230.29 | 0.89 |
| CHEVRON CORP..... | 3,700 | 245,846.50 | 4.97 |
| CLUB MED INC..... | 29,100 | 640,233.50 | 1.36 |
| COCA-COLA CO..... | 19,000 | 1,372,657.10 | 1.33 |
| COLGATE-PALMOLIVE CO..... | 5,600 | 251,692.00 | 2.36 |
| COLUMBIA GAS SYSTEMS..... | 63,600 | 1,156,978.50 | 0.00 |
| CONSOLIDATED NATURAL GAS CO..... | 34,600 | 1,407,134.40 | 4.62 |
| COOPER INDUSTRIES INC..... | 10,900 | 529,663.00 | 2.38 |
| DEERE & CO..... | 51,200 | 2,253,446.50 | 4.54 |
| DELTA WOODSIDE INDS INC..... | 8,400 | 193,788.00 | 1.30 |
| DEVCON INTERNATIONAL CORP..... | 3,800 | 54,150.00 | 1.40 |
| DIGITAL EQUIPMENT CORP..... | 2,800 | 169,946.00 | 0.00 |
| DISCOUNT CORP OF NY..... | 17,500 | 174,175.00 | 4.02 |
| DOLE FOOD CO..... | 5,000 | 167,075.00 | 1.20 |
| DOMINION RESOURCES INC..... | 4,200 | 233,394.00 | 6.41 |
| DU PONT (E.I.) DE NEMOURS & CO..... | 9,200 | 404,294.00 | 3.82 |
| EASTMAN KODAK CO..... | 56,700 | 2,610,206.50 | 4.34 |
| EMERSON ELECTRIC CO..... | 9,500 | 470,915.00 | 2.78 |
| EQUIFAX INC..... | 84,600 | 1,192,608.80 | 3.69 |
| EXXON CORP..... | 4,300 | 251,313.50 | 4.59 |
| FLUOR CORP..... | 17,300 | 617,523.50 | 1.12 |
| GATX CORP..... | 12,000 | 260,340.00 | 5.53 |
| GENERAL MILLS INC..... | 40,000 | 2,719,853.20 | 2.17 |
| GENERAL MOTORS CORP..... | 16,400 | 500,839.60 | 5.24 |
| GENETICS INSTITUTE..... | 5,000 | 188,125.00 | 0.00 |
| GENUINE PARTS CO..... | 23,600 | 991,686.80 | 3.45 |
| GEORGIA-PACIFIC CORP..... | 21,000 | 1,003,207.50 | 3.35 |
| GERMANTOWN SAVINGS BANK..... | 10,625 | 148,280.64 | 0.00 |
| GLAXO HOLDINGS PLC SPONSORED ADR..... | 41,800 | 1,252,351.00 | 1.83 |
| HANSON PLC ADR..... | 25,300 | 437,758.50 | 6.59 |
| HEINZ (H.J.) CO..... | 33,500 | 1,254,673.50 | 2.88 |
| HERSHEY FOODS CORP..... | 7,300 | 281,561.00 | 2.54 |
| HEWLETT-PACKARD CO..... | 30,200 | 1,503,939.00 | 1.00 |

PERMANENT UNIVERSITY FUND
SCHEDULE OF SECURITIES PURCHASED (CONTINUED)
(DECEMBER 1, 1991 THROUGH DECEMBER 31, 1991)

| SECURITY | NO. SHARES, PURCHASED ¹ | TOTAL COST | YIELD AT COST ² |
|---|---------------------------------------|-------------------------|-------------------------------|
| COMMON STOCKS: (CONTINUED) | | | |
| HOUSEHOLD INTERNATIONAL INC..... | 6,300 | \$ 271,265.40 | 5.25% |
| INSTITUFORM-NORTH AMER CLA..... | 10,400 | 193,700.00 | 0.00 |
| INTERNATIONAL PAPER CO..... | 18,700 | 1,206,723.80 | 2.60 |
| JOHNSON & JOHNSON..... | 4,800 | 499,661.00 | 1.54 |
| K MART CORP..... | 31,500 | 1,247,954.20 | 4.44 |
| LAKE SHORE BANCORP. INC. ILL..... | 33,175 | 706,627.50 | 1.78 |
| LAWTER INT'L INC..... | 10,000 | 123,100.00 | 3.25 |
| LILLY (ELI) & CO..... | 19,700 | 1,479,338.20 | 2.67 |
| LIMITED (THE) INC..... | 17,100 | 465,034.50 | 1.03 |
| LOTUS DEVELOPMENT..... | 13,900 | 287,380.00 | 0.00 |
| MCDONALD'S CORP..... | 32,900 | 1,151,365.50 | 1.06 |
| MICROSOFT CORP..... | 16,700 | 1,688,907.80 | 0.00 |
| MINE SAFETY APPLIANCES CO..... | 2,000 | 89,120.00 | 1.97 |
| MOTOROLA INC..... | 16,600 | 1,004,912.00 | 1.26 |
| MULTIMEDIA INC..... | 44,500 | 911,879.83 | 0.00 |
| NYNEX CORP..... | 7,900 | 602,615.50 | 5.98 |
| PETROLEUM HELICOPTERS-VOTING..... | 68,000 | 888,080.00 | 0.61 |
| PHILIP MORRIS COMPANIES INC..... | 21,100 | 1,498,585.30 | 2.96 |
| PHILLIPS PETROLEUM CO..... | 13,300 | 301,843.50 | 4.94 |
| PRIMARK CORP..... | 10,000 | 100,600.00 | 0.00 |
| PROCTER & GAMBLE CO..... | 6,000 | 505,170.00 | 2.38 |
| PS GROUP..... | 9,100 | 299,724.50 | 1.83 |
| RICHFOOD HOLDINGS INC..... | 81,200 | 1,074,287.50 | 0.76 |
| RLI CORP..... | 13,200 | 207,386.60 | 3.05 |
| ROYAL DUTCH PETROLEUM CO..... | 2,800 | 224,896.00 | 4.42 |
| SCECORP HOLDING CO..... | 6,800 | 318,363.50 | 5.81 |
| SCHLUMBERGER LTD..... | 32,900 | 2,005,470.20 | 1.97 |
| SCHWAB (CHARLES) CORP..... | 8,400 | 193,788.00 | 0.69 |
| SERVICE CORP INTERNATIONAL..... | 10,000 | 226,850.00 | 2.47 |
| SHELL TRANSPORT & TRADING PLC..... | 3,200 | 167,274.00 | 4.59 |
| SPX CORP..... | 12,500 | 144,625.00 | 3.46 |
| STERLING CHEMICALS INC..... | 152,700 | 639,785.94 | 7.16 |
| STEWART ENTERPRISES CLA..... | 22,500 | 389,375.00 | 0.00 |
| TEKTRONIX INC..... | 9,700 | 166,646.00 | 3.49 |
| TEXACO INC..... | 30,300 | 1,749,533.10 | 5.54 |
| TOYS "R" US INC..... | 35,900 | 1,007,713.00 | 0.00 |
| TREMONT CORP..... | 9,000 | 162,415.00 | 4.43 |
| TYCO LABORATORIES INC..... | 3,400 | 107,264.78 | 1.14 |
| UJB FINANCIAL CORP..... | 15,000 | 207,000.00 | 4.35 |
| US WEST INC..... | 22,300 | 774,511.00 | 5.99 |
| WALGREEN CO..... | 10,700 | 380,181.70 | 1.46 |
| WASTE MANAGEMENT INC..... | 11,900 | 464,933.00 | 1.13 |
| WILLCOX & GIBBS INC..... | 19,500 | 139,952.50 | 1.39 |
| WHS INDUSTRIES INC..... | 8,500 | 194,760.50 | 0.00 |
| WOLVERINE WORLD WIDE INC..... | 3,000 | 31,305.00 | 1.53 |
| TOTAL COMMON STOCKS..... | | <u>66,789,869.95</u> | <u>2.60</u> |
| OTHER EQUITIES: | | | |
| HELLMAN & FRIEDMAN CAPITAL PNTRS L P LMT PARTNERSHP..... | | <u>2,200,000.00</u> | <u>N/A</u> ³ |
| TOTAL SECURITIES PURCHASED..... | | <u>\$ 80,131,182.15</u> | <u>3.22%</u> |

¹ Reflects shares actually purchased. Does not reflect shares received as a result of stock splits and dividends subsequent to date of purchase.

² Yield on Common Stocks based on cost price and indicated dividend rate as of 12/31/91.

³ Current yield is not calculated on Other Equities due to the absence of scheduled interest and dividend payments.

PERMANENT UNIVERSITY FUND
EQUITIES -- OTHER CHANGES
(DECEMBER 1-31, 1991)

| <u>STOCK SPLITS, DIVIDENDS AND DISTRIBUTIONS</u> | <u>SHARES RECEIVED</u> |
|--|------------------------|
| Campbell Soup, 2-1 stock split | 150,600.00 |
| Kellogg, 2-1 stock split | 28,300.00 |
| Lawter International, 4-3 stock split | 29,444.34 |
| Mercury Finance, 4-3 stock split | 16,000.00 |

PERMANENT UNIVERSITY FUND
 SCHEDULE OF SECURITIES SOLD, CALLED OR MATURED
 (DECEMBER 1, 1991 THROUGH DECEMBER 31, 1991)

| SECURITY | PAR VALUE OR NO. SHARES | BOOK VALUE OF HOLDING | NET SALES PROCEEDS | GAIN OR (LOSS) OVER BOOK VALUE |
|--|----------------------------|--------------------------|-----------------------|--------------------------------------|
| LONG TERM SECURITIES: | | | | |
| DEBT SECURITIES | | | | |
| U.S. GOVERNMENT OBLIGATIONS (GUARANTEED): | | | | |
| GNMA PASS-THROUGHS | | | | |
| POOL #002455, 5.50%, DUE 2/15/99.. | \$ 4,340.64 | \$ 3,967.56 | \$ 4,340.64 | \$ 373.08 |
| POOL #002084, 7.00%, DUE 9/15/02.. | 2,733.24 | 2,712.51 | 2,733.24 | 20.73 |
| POOL #016676, 8.00%, DUE 4/15/07.. | 9,442.69 | 9,400.47 | 9,442.69 | 42.22 |
| POOL #182539, 8.00%, DUE 1/15/02.. | 5,178.05 | 5,178.05 | 5,178.05 | 1.46 |
| POOL #183691, 8.00%, DUE 1/15/02.. | 3,688.03 | 3,686.99 | 3,688.03 | 1.04 |
| POOL #189914, 8.00%, DUE 1/15/02.. | 3,898.98 | 3,897.88 | 3,898.98 | 1.10 |
| POOL #194952, 8.00%, DUE 1/15/02.. | 12,634.31 | 12,630.74 | 12,634.31 | 3.57 |
| POOL #201307, 8.00%, DUE 3/15/02.. | 18,869.94 | 18,832.24 | 18,869.94 | 37.70 |
| POOL #206065, 8.00%, DUE 1/15/02.. | 4,389.96 | 4,388.72 | 4,389.96 | 1.24 |
| POOL #008790, 8.25%, DUE 4/15/06.. | 820.31 | 819.93 | 820.31 | 0.38 |
| POOL #009323, 8.25%, DUE 6/15/06.. | 1,203.80 | 1,198.76 | 1,203.80 | 5.04 |
| POOL #009675, 8.25%, DUE 4/15/06.. | 865.35 | 864.52 | 865.35 | 0.83 |
| POOL #009806, 8.25%, DUE 5/15/06.. | 1,308.87 | 1,308.22 | 1,308.87 | 0.65 |
| POOL #009813, 8.25%, DUE 4/15/06.. | 782.22 | 781.47 | 782.22 | 0.75 |
| POOL #010215, 8.25%, DUE 6/15/06.. | 829.70 | 829.29 | 829.70 | 0.41 |
| POOL #010770, 8.25%, DUE 5/15/06.. | 1,829.43 | 1,795.07 | 1,829.43 | 34.36 |
| POOL #010834, 8.25%, DUE 6/15/06.. | 499.88 | 499.35 | 499.88 | 0.53 |
| POOL #139698, 9.00%, DUE 8/15/01.. | 74,959.74 | 74,203.23 | 74,959.74 | 756.51 |
| POOL #152730, 9.00%, DUE 6/15/01.. | 68,591.19 | 68,428.70 | 68,591.19 | 162.49 |
| POOL #160183, 9.25%, DUE 2/15/99.. | 21,944.15 | 21,748.73 | 21,944.15 | 195.42 |
| POOL #187121, 9.25%, DUE 10/15/21.. | 4,034.77 | 3,990.34 | 4,034.77 | 44.43 |
| POOL #190881, 9.25%, DUE 11/15/21.. | 2,403.10 | 2,286.21 | 2,403.10 | 116.89 |
| POOL #180552, 9.50%, DUE 9/15/21.. | 1,549.18 | 1,548.26 | 1,549.18 | 0.92 |
| POOL #290652, 9.50%, DUE 8/15/20.. | 50,267.05 | 49,970.26 | 50,267.05 | 296.79 |
| POOL #151185, 10.00%, DUE 2/15/16.. | 82,914.30 | 81,482.59 | 82,914.30 | 1,431.71 |
| POOL #233778, 10.00%, DUE 2/15/18.. | 38,954.04 | 38,736.73 | 38,954.04 | 217.31 |
| POOL #249880, 10.00%, DUE 1/15/23.. | 1,405.67 | 1,353.23 | 1,405.67 | 52.44 |
| POOL #252468, 10.00%, DUE 6/15/19.. | 63,217.79 | 62,757.48 | 63,217.79 | 460.31 |
| POOL #271412, 10.00%, DUE 6/15/19.. | 2,263.82 | 2,247.34 | 2,263.82 | 16.48 |
| POOL #291147, 10.00%, DUE 5/15/20.. | 43,487.16 | 43,487.16 | 43,487.16 | -0- |
| POOL #224630, 10.50%, DUE 10/15/17.. | 2,166.56 | 2,080.08 | 2,166.56 | 86.48 |
| POOL #102782, 10.75%, DUE 8/15/18.. | 3,421.19 | 3,368.49 | 3,421.19 | 52.70 |
| POOL #035288, 11.00%, DUE 3/15/10.. | 37,594.57 | 37,238.36 | 37,594.57 | 356.21 |
| POOL #131670, 11.50%, DUE 5/15/15.. | 42,301.39 | 42,072.94 | 42,301.39 | 228.45 |
| POOL #049551, 12.00%, DUE 7/15/11.. | 316.36 | 263.52 | 316.36 | 52.84 |
| POOL #040016, 12.50%, DUE 6/15/10.. | 477.02 | 468.16 | 477.02 | 8.86 |
| POOL #040744, 12.50%, DUE 5/15/10.. | 345.02 | 338.67 | 345.02 | 6.35 |
| POOL #043162, 12.50%, DUE 11/15/10.. | 105.98 | 100.43 | 105.98 | 5.55 |
| POOL #044298, 12.50%, DUE 11/15/10.. | 37,128.59 | 35,185.58 | 37,128.59 | 1,943.01 |
| POOL #044370, 12.50%, DUE 11/15/10.. | 74.48 | 70.59 | 74.48 | 3.89 |
| POOL #045386, 13.00%, DUE 4/15/11.. | 603.26 | 542.73 | 603.26 | 60.53 |
| POOL #045915, 13.00%, DUE 4/15/11.. | 96.66 | 93.52 | 96.66 | 3.14 |
| POOL #047171, 13.00%, DUE 4/15/11.. | 11,891.88 | 11,450.10 | 11,891.88 | 441.78 |
| POOL #047219, 13.00%, DUE 4/15/11.. | 262.19 | 251.64 | 262.19 | 10.55 |
| POOL #049550, 13.00%, DUE 7/15/11.. | 23,158.52 | 20,505.09 | 23,158.52 | 2,653.43 |
| POOL #038584, 13.50%, DUE 5/15/10.. | 124.30 | 112.49 | 124.30 | 11.81 |
| POOL #039589, 13.50%, DUE 8/15/10.. | 138.62 | 138.40 | 138.62 | 0.22 |
| POOL #040153, 13.50%, DUE 5/15/10.. | 2,359.77 | 2,134.53 | 2,359.77 | 225.24 |
| POOL #040310, 13.50%, DUE 5/15/10.. | 89.83 | 89.42 | 89.83 | 0.41 |
| POOL #041007, 13.50%, DUE 7/15/10.. | 220.40 | 220.02 | 220.40 | 0.38 |
| POOL #041570, 13.50%, DUE 5/15/10.. | 194.85 | 193.61 | 194.85 | 1.24 |
| POOL #045053, 13.50%, DUE 5/15/11.. | 399.11 | 360.83 | 399.11 | 38.28 |
| POOL #045236, 13.50%, DUE 5/15/11.. | 3,641.17 | 3,288.89 | 3,641.17 | 352.28 |
| POOL #045940, 13.50%, DUE 5/15/11.. | 24,777.50 | 22,328.91 | 24,777.50 | 2,448.59 |
| POOL #046652, 13.50%, DUE 5/15/11.. | 3.01 | 2.70 | 3.01 | 0.31 |
| POOL #047339, 13.50%, DUE 4/15/11.. | 65.71 | 59.21 | 65.71 | 6.50 |
| POOL #047563, 13.50%, DUE 5/15/11.. | 10.33 | 9.32 | 10.33 | 1.01 |
| POOL #047634, 13.50%, DUE 5/15/11.. | 107.89 | 106.74 | 107.89 | 1.15 |
| POOL #048143, 13.50%, DUE 5/15/11.. | 72.52 | 65.57 | 72.52 | 6.95 |
| POOL #048879, 13.50%, DUE 5/15/11.. | 145.15 | 130.80 | 145.15 | 14.35 |
| POOL #049003, 13.50%, DUE 5/15/11.. | 119.75 | 107.91 | 119.75 | 11.84 |
| POOL #049208, 13.50%, DUE 5/15/11.. | 11,132.44 | 10,065.80 | 11,132.44 | 1,066.64 |
| POOL #049276, 13.50%, DUE 1/15/12.. | 12.98 | 12.84 | 12.98 | 0.14 |
| POOL #049491, 13.50%, DUE 5/15/11.. | 60.25 | 54.47 | 60.25 | 5.78 |
| POOL #052285, 14.00%, DUE 2/15/12.. | 47.16 | 44.45 | 47.16 | 2.71 |
| POOL #054207, 14.00%, DUE 3/15/12.. | 20.39 | 19.22 | 20.39 | 1.17 |
| POOL #055789, 14.00%, DUE 4/15/12.. | 165.22 | 149.72 | 165.22 | 15.50 |
| POOL #055992, 14.00%, DUE 6/15/12.. | 155.33 | 146.48 | 155.33 | 8.85 |
| TOTAL GNMA PASS-THROUGHS..... | <u>733,314.71</u> | <u>718,902.80</u> | <u>733,314.71</u> | <u>14,411.91</u> |
| FARMERS HOME ADMINISTRATION 6.00% INSURED NOTES, DUE 12/14/91 | <u>67,116.53</u> | <u>67,116.53</u> | <u>67,116.53</u> | <u>-0-</u> |

PERMANENT UNIVERSITY FUND
 SCHEDULE OF SECURITIES SOLD, CALLED OR MATURED (CONTINUED)
 (DECEMBER 1, 1991 THROUGH DECEMBER 31, 1991)

| SECURITY | PAR VALUE OR NO. SHARES | BOOK VALUE OF HOLDING | NET SALES PROCEEDS | GAIN OR (LOSS) OVER BOOK VALUE |
|--|----------------------------|--------------------------|-----------------------|--------------------------------------|
| SHIP FINANCING BONDS (TITLE XI): | | | | |
| MHC OWNER TRUSTEE ISSUE I SER A 69.00%, DUE 6/30/02..... | \$ 32,720.19 | \$ 32,702.91 | \$ 32,720.19 | \$ 17.28 |
| PATRIOT IV SHIPPING CORP SER C 68.05%, DUE 12/07/04..... | 65,000.00 | 65,000.00 | 65,000.00 | -0- |
| WILMINGTON TRUST CO LNG ARIES 68.20%, DUE 12/13/02..... | 67,000.00 | 67,000.00 | 67,000.00 | -0- |
| TOTAL SHIP FINANCING BONDS (TITLE XI)..... | 164,720.19 | 164,702.91 | 164,720.19 | 17.28 |
| FHA MORTGAGES | | | | |
| PRINCIPAL PAYMENTS..... | 27,069.31 | 27,069.31 | 27,069.31 | -0- |
| TOTAL U.S. GOVERNMENT OBLIGATIONS (DIRECT AND GUARANTEED)..... | 992,220.74 | 977,791.55 | 992,220.74 | 14,429.19 |
| U.S. GOVERNMENT AGENCIES (NON-GUARANTEED): | | | | |
| FED HOME LOAN MTGE CORP MUL FAM PL C PARTICIPATION CERTIFICATES | | | | |
| GROUP #000135, 8.75%, DUE 5/15/00 | 1,672.50 | 1,645.61 | 1,672.50 | 26.89 |
| FED HOME LOAN MTGE CORP BALLOON PARTICIPATION CERTIFICATES | | | | |
| GROUP #080037, 8.50%, DUE 3/01/98 | 38,006.40 | 38,006.40 | 38,006.40 | -0- |
| FEDERAL HOME LOAN MORTGAGE CORP PARTICIPATION CERTIFICATES | | | | |
| GROUP #170037, 13.50%, DUE 10/01/10..... | 5,407.60 | 5,363.96 | 5,407.60 | 43.64 |
| GROUP #170047, 16.25%, DUE 5/01/11..... | 1,153.40 | 1,151.44 | 1,153.40 | 1.96 |
| GROUP #170051, 15.50%, DUE 6/01/11..... | 2,882.40 | 2,859.93 | 2,882.40 | 22.47 |
| GROUP #170139, 11.50%, DUE 8/01/15..... | 6,124.00 | 6,093.53 | 6,124.00 | 30.47 |
| GROUP #170147, 11.00%, DUE 11/01/15..... | 17,453.39 | 17,410.63 | 17,453.39 | 42.76 |
| FEDERAL HOME LOAN MTGE CORP GNOME PARTICIPATION CERTIFICATES | | | | |
| GROUP #200060, 9.00%, DUE 12/01/01..... | 82,355.59 | 81,188.11 | 82,355.59 | 1,167.48 |
| FEDERAL HOME LOAN MTGE CORP 21 SER PARTICIPATION CERTIFICATES | | | | |
| GROUP #215711, 9.50%, DUE 12/01/01..... | 106,299.90 | 105,935.08 | 106,299.90 | 364.82 |
| FEDERAL HOME LOAN MTGE CORP MULT-FAM PARTICIPATION CERTIFICATES | | | | |
| GROUP #220022, 9.25%, DUE 6/01/02 | 26,502.90 | 26,255.39 | 26,502.90 | 247.51 |
| GROUP #220023, 9.75%, DUE 8/01/02 | 323,104.10 | 320,119.17 | 323,104.10 | 2,984.93 |
| GROUP #240001, 9.50%, DUE 11/01/97..... | 6,388.00 | 6,307.60 | 6,388.00 | 80.40 |
| FEDERAL HOME LOAN MTGE CORP GNOME PARTICIPATION CERTIFICATES | | | | |
| GROUP #380003, 9.50%, DUE 6/01/02 | 206,852.31 | 205,240.47 | 206,852.31 | 1,611.84 |
| GROUP #380005, 9.50%, DUE 7/01/02 | 540,791.99 | 539,961.73 | 540,791.99 | 830.26 |
| GROUP #380008, 9.50%, DUE 9/01/02 | 347,824.80 | 346,980.62 | 347,824.80 | 844.18 |
| GROUP #380046, 10.50%, DUE 5/01/04..... | 83,752.63 | 83,713.67 | 83,752.63 | 38.96 |
| GROUP #380095, 9.00%, DUE 8/01/05 | 44,592.05 | 44,550.59 | 44,592.05 | 41.46 |
| FEDERAL HOME LOAN MORTGAGE CORP TPM PARTICIPATION CERTIFICATES | | | | |
| GROUP #735015, 10.00%, DUE 6/01/05..... | 40,164.00 | 39,852.26 | 40,164.00 | 311.74 |
| TOTAL U.S. GOVERNMENT AGENCIES (NON-GUARANTEED)..... | 1,881,327.96 | 1,872,636.19 | 1,881,327.96 | 8,691.77 |
| CORPORATE BONDS: | | | | |
| AMERICAN MEDICAL INTERNATIONAL INC 9.75% NOTES, DUE 2/01/93..... | 1,410,000.00 | 1,401,283.46 | 1,410,000.00 | 8,716.54 |
| C I T FINANCIAL CORP 9.85% SR SUB DEBS, DUE 8/15/04.. | 3,500,000.00 | 3,499,020.11 | 3,556,000.00 | 56,979.89 |
| NORTHERN INDIANA PUBLIC SERVICE CO 9.875% 1ST MTG SER BB, DUE 6/15/04..... | 50,000.00 | 50,000.00 | 50,000.00 | -0- |
| ONTARIO CANADA 9.125% DEBS, DUE 6/15/05 | 3,000,000.00 | 2,873,710.32 | 3,093,000.00 | 219,289.68 |
| PENNSYLVANIA POWER & LIGHT CO 4.625% 1ST MTGE, DUE 12/01/91... | 693,000.00 | 693,000.00 | 693,000.00 | -0- |
| RJR NABISCO INC 10.75% NOTES, DUE 8/01/93..... | 2,000,000.00 | 1,991,152.35 | 2,000,000.00 | 8,847.65 |
| TOTAL CORPORATE BONDS..... | 10,653,000.00 | 10,508,166.24 | 10,802,000.00 | 293,833.76 |
| TOTAL DEBT SECURITIES | \$13,526,548.70 | 13,358,593.98 | 13,675,548.70 | 316,954.72 |

PERMANENT UNIVERSITY FUND
 SCHEDULE OF SECURITIES SOLD, CALLED OR MATURED (CONTINUED)
 (DECEMBER 1, 1991 THROUGH DECEMBER 31, 1991)

| SECURITY | NO. SHARES | BOOK VALUE OF HOLDING | NET SALES PROCEEDS | GAIN OR (LOSS) OVER BOOK VALUE |
|--|------------|--------------------------|-------------------------|--------------------------------------|
| EQUITY SECURITIES | | | | |
| COMMON STOCKS: | | | | |
| AMERICAN FRUCTOSE CLA..... | 10,300.00 | \$ 203,322.00 | \$ 205,272.13 | \$ 1,950.13 |
| AMWEST INSURANCE GROUP INC..... | 3,200.00 | 40,000.00 | 32,574.90 | (7,425.10) |
| ARROW ELECTRONICS..... | 16,700.00 | 204,671.70 | 196,662.62 | (8,009.08) |
| CALFED INC..... | 92,300.00 | 1,608,419.08 | 142,858.82 | (1,465,560.26) |
| COMCAST CLASS A..... | -0- | 315.00 | 315.00 | -0- |
| COMCAST CLASS A SPECIAL..... | -0- | 1,666.00 | 1,666.00 | -0- |
| CUMMINS ENGINE CO..... | 3,200.00 | 193,168.00 | 153,770.86 | (39,397.14) |
| DIAMOND SHAMROCK INC..... | 7,200.00 | 140,004.00 | 141,691.26 | 1,687.26 |
| FEDERAL HOME LOAN MTG. CORP..... | 4,100.00 | 386,937.50 | 418,801.02 | 31,863.52 |
| FIDELITY NATIONAL FINL INC..... | 5,450.00 | 92,650.00 | 78,215.78 | (14,434.22) |
| GOODYEAR TIRE & RUBBER CO..... | 3,600.00 | 143,068.26 | 178,290.45 | 35,222.19 |
| HANSON PLC ADR..... | 13,700.00 | 261,259.00 | 245,632.78 | (15,626.22) |
| HI-SHEAR INDUSTRIES INC..... | 54,300.00 | 926,644.80 | 456,687.63 | (469,957.17) |
| INTELLIGENT ELECTRONICS INC..... | 9,600.00 | 204,000.00 | 240,000.00 | 36,000.00 |
| INTERNATIONAL RECTIFIER CORP..... | 8,400.00 | 206,388.00 | 104,408.50 | (101,979.50) |
| ITT CORP..... | 4,400.00 | 228,558.00 | 224,920.49 | (3,637.51) |
| LANTER INT'L INC..... | 0.67 | 7.62 | 8.08 | 0.46 |
| LILLIAN VERNON CORP..... | 1,300.00 | 14,711.52 | 18,459.38 | 3,747.86 |
| MANUFACTURERS HANOVER CORP..... | 5,900.00 | 164,138.00 | 145,607.13 | (18,530.87) |
| MCDONNELL DOUGLAS CORP..... | 7,600.00 | 455,202.42 | 557,005.27 | 101,802.85 |
| NATIONAL CONVENIENCE STORES INC.. | 88,700.00 | 233,211.00 | 12,621.53 | (220,589.47) |
| PET INC..... | 86,500.00 | 1,498,052.32 | 1,756,349.86 | 258,297.54 |
| SEA CONTAINERS LTD..... | 8,000.00 | 216,304.00 | 163,159.54 | (53,144.46) |
| SEAGRAM CO LTD..... | 2,800.00 | 242,396.00 | 315,143.48 | 72,747.48 |
| SECURITY PACIFIC CORP..... | 3,900.00 | 198,861.00 | 102,098.58 | (96,762.42) |
| SUPERIOR INDUS INT'L..... | 21,800.00 | 651,275.00 | 675,613.92 | 24,338.92 |
| TANDY CORP..... | 7,400.00 | 232,693.00 | 190,950.61 | (41,742.39) |
| UNIFI INC..... | 6,900.00 | 145,383.00 | 265,158.14 | 119,775.14 |
| UNION CARBIDE CORP..... | | 197,583.00 | 119,289.50 | (78,293.50) |
| TOTAL COMMON STOCKS..... | | <u>9,090,889.22</u> | <u>7,143,233.26</u> | <u>(1,947,655.96)</u> |
| OTHER EQUITIES: | | | | |
| GN PARTNERS | | | | |
| LMT PARTNERSHP..... | | 16,609.09 | 239,550.42 | 222,941.33 |
| GOLDSTON OIL-GLADEWATER JETER MINERAL ROYAL..... | | 35,543.80 | 35,543.80 | -0- |
| GOLDSTON OIL GLADEWATER JETER/ROYAL LMT PARTNERSHP..... | | <u>3,536.35</u> | <u>3,536.35</u> | <u>-0-</u> |
| TOTAL OTHER EQUITIES..... | | <u>55,689.24</u> | <u>278,630.57</u> | <u>222,941.33</u> |
| TOTAL EQUITY SECURITIES | | <u>9,146,578.46</u> | <u>7,421,863.83</u> | <u>(1,724,714.63)</u> |
| TOTAL LONG TERM SECURITIES | | | | |
| CALLS, OR MATURITIES | | <u>22,505,172.44</u> | <u>21,097,412.53</u> | <u>(1,407,759.91)</u> |
| SHORT TERM SECURITIES: | | | | |
| COMMERCIAL PAPER (Net)..... | | <u>20,000,000.00</u> | <u>20,000,000.00</u> | <u>-0-</u> |
| TOTAL CASH SALES, CALLS, OR MATURITIES | | <u>\$ 42,505,172.44</u> | <u>\$ 41,097,412.53</u> | <u>\$ (1,407,759.91)</u> |

PERMANENT UNIVERSITY FUND
SUMMARY OF SECURITIES TRANSACTIONS
(January 1-31, 1992)

REPORT ON SECURITIES TRANSACTIONS. -- The following securities transactions have been made for the Permanent University Fund in January, 1992. The Executive Vice Chancellor for Asset Management recommends approval by the Board of Regents of these transactions.

| <u>PURCHASES:</u> | <u>COST (BOOK VALUE)</u> | <u>YIELD AT COST</u> |
|---|------------------------------|---------------------------|
| DEBT SECURITIES-- | | |
| Foreign Governments | \$ 1,381,990.00 | 8.52% |
| Corporate Bonds | <u>19,470,000.00</u> | <u>8.39%</u> |
| TOTAL FIXED INCOME SECURITIES | <u>20,851,990.00</u> | <u>8.40%</u> |
| EQUITY SECURITIES-- | | |
| Convertible Preferred Stocks | 326,108.00 | 10.43% |
| Common Stocks | 19,093,613.88 | 2.66% ¹ |
| Other Equities | <u>1,957,609.10</u> | <u>N/A</u> ² |
| TOTAL EQUITY SECURITIES | <u>21,377,330.98</u> | <u>2.53%</u> |
| TOTAL ACQUISITIONS | <u>\$ 42,229,320.98</u> | <u>5.43%</u> |
| | | |
| <u>SALES:</u> | <u>PROCEEDS</u> | <u>GAIN OR (LOSS)</u> |
| DEBT SECURITIES-- | | |
| U. S. Govt. Obligations (Dir.) | \$ 2,000,000.00 | \$ 0.00 |
| U. S. Govt. Obligations (Gtd.) | 877,827.28 | 8,708.33 |
| FHA Mortgages | 69,120.10 | 0.00 |
| Bond Exchanges (Net) | <u>11,268.40</u> | <u>0.00</u> |
| Total U. S. Govt. Obligations | <u>2,958,215.78</u> | <u>8,708.33</u> |
| U. S. Govt. Agencies (Non-Gtd.) | 2,722,894.37 | 9,865.45 |
| Corporate Bonds | <u>5,006,648.04</u> | <u>235,083.20</u> |
| TOTAL DEBT SECURITIES | <u>10,687,758.19</u> | <u>253,656.98</u> |
| EQUITY SECURITIES-- | | |
| Convertible Debentures | 310,250.00 | (59,317.00) |
| Common Stocks | 20,664,442.08 | 9,523,150.31 |
| Other Equities | <u>554,318.87</u> | <u>(9,296.60)</u> |
| TOTAL EQUITY SECURITIES | <u>21,529,010.95</u> | <u>9,454,536.71</u> |
| TOTAL LONG TERM SECURITIES | 32,216,769.14 | 9,708,193.69 |
| <u>SHORT TERM SECURITIES/INVESTMENTS:</u> | | |
| Commercial Paper | <u>40,000,000.00</u> | <u>0.00</u> |
| TOTAL DISPOSITIONS | <u>\$ 72,216,769.14</u> | <u>\$ 9,708,193.69</u> |

¹ Yield on Common Stocks based on cost price and indicated dividend rate as of 01/31/92.

² Current yield is not calculated on Other Equities due to the absence of scheduled interest and dividend payments.

PERMANENT UNIVERSITY FUND
Comparison Summary of Assets

January 31, 1991

January 31, 1992

| Security | Book Value | Book Yield | Market Value | Market Yield | Book Value | Book Yield | Market Value | Market Yield |
|--|----------------------------|---------------|----------------------------|---------------|----------------------------|---------------|----------------------------|---------------|
| LONG TERM SECURITIES: | | | | | | | | |
| DEBT SECURITIES -- | | | | | | | | |
| U. S. GOVT. OBLIGATIONS: | | | | | | | | |
| Direct - Treasuries | \$ 644,897,331.89 | 9.11% | \$ 681,983,246.20 | 7.60% | \$ 423,687,692.18 | 9.35% | \$ 471,619,685.00 | 6.43% |
| Gtd. - Various Bonds | 132,722,309.77 | 9.57% | 136,438,991.70 | 9.43% | 121,396,077.11 | 9.50% | 130,095,030.78 | 8.63% |
| PHA Mortgages | <u>2,785,610.24</u> | <u>7.02%</u> | <u>2,530,196.89</u> | <u>10.99%</u> | <u>2,327,096.66</u> | <u>7.04%</u> | <u>2,190,336.32</u> | <u>11.02%</u> |
| Total U. S. Govts | <u>780,405,251.90</u> | <u>9.17%</u> | <u>820,952,434.79</u> | <u>7.91%</u> | <u>547,410,865.95</u> | <u>9.37%</u> | <u>603,905,052.10</u> | <u>6.92%</u> |
| U. S. GOVT. AGENCIES: | | | | | | | | |
| Non-Guaranteed | 310,255,271.97 | 9.72% | 319,004,732.20 | 9.39% | 349,850,101.50 | 9.53% | 361,694,320.61 | 8.69% |
| CORPORATE BONDS | <u>747,608,211.66</u> | <u>9.85%</u> | <u>750,526,005.57</u> | <u>9.84%</u> | <u>874,726,486.49</u> | <u>9.31%</u> | <u>929,571,270.70</u> | <u>8.40%</u> |
| TOTAL DEBT SECURITIES | <u>1,838,268,735.53</u> | <u>9.53%</u> | <u>1,890,483,172.56</u> | <u>8.93%</u> | <u>1,771,987,453.94</u> | <u>9.37%</u> | <u>1,895,170,643.41</u> | <u>7.99%</u> |
| PREFERRED STOCKS | <u>6,973,264.51</u> | <u>12.87%</u> | <u>8,654,747.14</u> | <u>10.37%</u> | <u>5,813,780.51</u> | <u>13.54%</u> | <u>9,169,437.50</u> | <u>8.59%</u> |
| TOTAL FIXED INCOME SECURITIES | <u>1,845,242,000.04</u> | <u>9.56%</u> | <u>1,899,137,919.70</u> | <u>8.93%</u> | <u>1,777,801,234.45</u> | <u>9.39%</u> | <u>1,904,340,080.91</u> | <u>7.99%</u> |
| EQUITY SECURITIES -- | | | | | | | | |
| Convertible Debentures | 619,359.66 | 7.83% | 515,750.00 | 9.40% | 238,000.00 | 52.71% | 289,000.00 | 43.41% |
| Convertible Preferred Stocks | 9,449,222.65 | 10.57% | 8,435,269.03 | 11.84% | 8,859,017.00 | 8.62% | 10,508,334.85 | 7.27% |
| Common Stocks | 941,115,887.31 | 4.14% | 1,145,819,208.18 | 3.41% | 1,139,072,428.98 | 3.43% | 1,482,933,026.28 | 2.64% |
| Other Equities | <u>67,157,224.50</u> | <u>0.00%</u> | <u>67,157,224.50</u> | <u>0.00%</u> | <u>74,661,167.03</u> | <u>0.00%</u> | <u>74,661,167.03</u> | <u>0.00%</u> |
| TOTAL EQUITY SECURITIES | <u>1,018,341,694.12</u> | <u>3.93%</u> | <u>1,221,927,451.71</u> | <u>3.26%</u> | <u>1,222,830,613.06</u> | <u>3.27%</u> | <u>1,568,391,528.21</u> | <u>2.55%</u> |
| TOTAL LONG TERM | <u>2,863,583,694.16</u> | <u>7.56%</u> | <u>3,121,065,371.41</u> | <u>6.72%</u> | <u>3,000,631,847.51</u> | <u>6.90%</u> | <u>3,472,731,609.12</u> | <u>5.53%</u> |
| CASH & EQUIVALENT: | | | | | | | | |
| U. S. Governments (Dir & Gtd) | 45,474,451.52 | 11.30% | 46,572,745.25 | 6.98% | 255,296,625.59 | 8.55% | 260,483,490.00 | 4.78% |
| U. S. Governments (Non-Gtd) | 0.00 | 0.00% | 0.00 | 0.00% | 13,944,596.56 | 7.87% | 14,271,260.00 | 4.37% |
| Corporate Bonds | 15,794,631.21 | 12.39% | 16,006,074.98 | 8.20% | 25,174,071.92 | 11.96% | 25,396,680.91 | 6.73% |
| Commercial Paper | 460,000,000.00 | 7.44% | 460,000,000.00 | 7.44% | 220,000,000.00 | 5.70% | 220,000,000.00 | 5.70% |
| U. S. Treasury Bills | 9,629,175.00 | 7.72% | 9,629,175.00 | 7.72% | 0.00 | 0.00% | 0.00 | 0.00% |
| Cash | <u>32,047,564.48</u> | <u>9.50%</u> | <u>32,047,564.48</u> | <u>9.50%</u> | <u>65,492,829.80</u> | <u>7.26%</u> | <u>65,492,829.80</u> | <u>7.26%</u> |
| TOTAL SHORT TERM | <u>562,945,822.21</u> | <u>8.00%</u> | <u>564,255,559.71</u> | <u>7.54%</u> | <u>579,908,123.37</u> | <u>7.44%</u> | <u>586,144,260.71</u> | <u>5.48%</u> |
| TOTAL SECURITIES, CASH & EQUIVALENT | <u>\$ 3,426,529,516.37</u> | <u>7.63%</u> | <u>\$ 3,685,320,931.12</u> | <u>6.85%</u> | <u>\$ 3,580,539,971.38</u> | <u>6.98%</u> | <u>\$ 4,058,875,869.83</u> | <u>5.51%</u> |

L & I 15

2297

PERMANENT UNIVERSITY FUND
SUMMARY OF INCOME FROM INVESTMENTS
January 1-31, 1992

| | CASH | ACCRUED | TOTAL |
|---------------------------------------|-------------------------|------------------------|-------------------------|
| FROM FIXED INCOME SECURITIES | | | |
| U. S. Treasuries | \$ 2,873,178.12 | \$ 1,029,252.57 | \$ 3,902,430.69 |
| U. S. Govt. Obligations (Gtd.) | 924,370.13 | (85,522.57) | 838,847.56 |
| U. S. Govt. Agencies (Non-Gtd) | 3,059,317.99 | (239,312.53) | 2,820,005.46 |
| FHA Mortgages | 12,861.09 | 0.00 | 12,861.09 |
| Corporate Bonds | <u>5,973,636.18</u> | <u>1,004,216.44</u> | <u>6,977,852.62</u> |
| Total from Fixed Income Securities | <u>12,843,363.51</u> | <u>1,708,633.91</u> | <u>14,551,997.42</u> |
| FROM EQUITY SECURITIES | | | |
| Convertible Debentures | 13,568.06 | (34,157.22) | (20,589.16) |
| Convertible Preferred Stocks | 168,296.88 | 0.00 | 168,296.88 |
| Common Stocks | 2,463,289.10 | 0.00 | 2,463,289.10 |
| Other Equities | <u>140,257.63</u> | <u>0.00</u> | <u>140,257.63</u> |
| Total from Equity Securities | <u>2,785,411.67</u> | <u>(34,157.22)</u> | <u>2,751,254.45</u> |
| Total From Long Term Investments | <u>15,628,775.18</u> | <u>1,674,476.69</u> | <u>17,303,251.87</u> |
| FROM SHORT TERM INVESTMENTS | | | |
| U. S. Govt. Obligations (Dir.) | 0.00 | 200,232.88 | 200,232.88 |
| U. S. Govt. Agencies Short Term Notes | 0.00 | 56,054.79 | 56,054.79 |
| Corporate Bonds | 171,088.69 | 30,924.99 | 202,013.68 |
| Commercial Paper | 1,463,812.64 | (227,350.22) | 1,236,462.42 |
| Securities Lending | 142,167.77 | 0.00 | 142,167.77 |
| Total From Short Term Investments | <u>1,777,069.10</u> | <u>59,862.44</u> | <u>1,836,931.54</u> |
| TOTAL INCOME FROM INVESTMENTS | <u>\$ 17,405,844.28</u> | <u>\$ 1,734,339.13</u> | <u>\$ 19,140,183.41</u> |

INTEREST ACCRUED

| | As of 01/31/92 | As of 12/31/91 | NET |
|---------------------------------------|-------------------------|-------------------------|------------------------|
| U. S. Treasuries | \$ 14,219,232.35 | \$ 13,189,979.78 | \$ 1,029,252.57 |
| U. S. Govt. Obligations (Gtd.) | 988,712.28 | 1,074,234.85 | (85,522.57) |
| U. S. Govt. Agencies (Non-Gtd) | 2,335,046.45 | 2,574,358.98 | (239,312.53) |
| Corporate Bonds | 19,016,225.61 | 18,012,009.17 | 1,004,216.44 |
| Convertible Debentures | 41,123.00 | 75,280.22 | (34,157.22) |
| U. S. Govt. Oblig. (Dir.) | 1,228,400.69 | 1,028,167.81 | 200,232.88 |
| U. S. Govt. Agencies Short Term Notes | 220,602.74 | 164,547.95 | 56,054.79 |
| Corporate Bonds | 113,606.94 | 82,681.95 | 30,924.99 |
| Commercial Paper | <u>4,630,747.22</u> | <u>4,858,097.44</u> | <u>(227,350.22)</u> |
| | <u>\$ 42,793,697.28</u> | <u>\$ 41,059,358.15</u> | <u>\$ 1,734,339.13</u> |

PERMANENT UNIVERSITY FUND
STATEMENT OF CASH RECEIPTS AND DISBURSEMENTS
(January 1-31, 1992)

CASH RECEIPTS

| | | |
|---|----------------------|-------------------------|
| RECEIPTS INCREASING THE FUND: | | |
| Mineral Royalties | | |
| Oil | \$ 4,557,669.16 | |
| Gas | 1,352,779.60 | |
| Sulphur | (10,598.69) | |
| Water | 78,214.96 | |
| Brine | 3,687.28 | |
| Rental | | |
| Mineral Lease | 100,878.43 | |
| Other | 300.00 | |
| Oil and Gas Lease Sales | <u>6,450.00</u> | |
| Total University Lands Receipts | | \$ 6,089,380.74 |
| RECEIPTS FROM SECURITIES SOLD, CALLED, MATURED OR EXCHANGED: | | |
| LONG TERM SECURITIES-- | | |
| U. S. Govt. Obligations (Direct) | 2,000,000.00 | |
| U. S. Govt. Obligations (Gtd.) | 877,827.28 | |
| U. S. Govt. Agencies (Non-Gtd.) | 2,722,894.37 | |
| Corporate Bonds | 5,006,648.04 | |
| FHA Mortgages | 69,120.10 | |
| Bond Exchanges (Net) | 11,268.40 | |
| Convertible Debentures | 310,250.00 | |
| Common Stocks | 20,535,263.27 | |
| Proceeds Received from Class | | |
| Action Suit - Philips NV | 123,238.81 | |
| Liquidating Payment - UC Corp | 5,940.00 | |
| Other Equities | 554,318.87 | |
| SHORT TERM SECURITIES-- | | |
| Commercial Paper (Net) | <u>40,000,000.00</u> | |
| Total | | 72,216,769.14 |
| RECEIPTS FROM NET AMORTIZATION OF BONDS | | <u>(493,611.03)</u> |
| Total Cash Receipts | | 77,812,538.85 |
| CASH ON HAND: | | |
| December 31, 1991 | 29,909,611.93 | |
| January 31, 1992 | <u>65,492,829.80</u> | |
| Increase in Cash Balance (Subtract) | | <u>(35,583,217.87)</u> |
| Total Cash Accounted For | | <u>\$ 42,229,320.98</u> |

PERMANENT UNIVERSITY FUND
SCHEDULE OF SECURITIES PURCHASED
(JANUARY 1, 1992 THROUGH JANUARY 31, 1992)

| SECURITY | PAR VALUE | TOTAL PRINCIPAL COST | YIELD AT COST |
|--|--------------------------------------|-------------------------|-------------------------------|
| LONG TERM SECURITIES: | | | |
| DEBT SECURITIES | | | |
| FOREIGN GOVERNMENTS | | | |
| HYDRO QUEBEC ELECTRIC COMMISSION 8.4% DEBS, 1/15/22 | \$ 1,400,000.00 | \$ 1,381,990.00 | 8.52% |
| CORPORATE BONDS: | | | |
| COMMONWEALTH EDISON CO 8.25% 1ST MTGE, DUE 12/01/07 | 4,000,000.00 | 4,000,000.00 | 8.25 |
| ML TRUST 11 8.40% FHLMC CMØ 11-F, DUE 7/20/18 | 12,000,000.00 | 11,970,000.00 | 8.42 |
| ONEOK INC 8.44% SENIOR NOTES, DUE 1/31/04 | 3,500,000.00 | 3,500,000.00 | 8.44 |
| TOTAL CORPORATE BONDS: | 19,500,000.00 | 19,470,000.00 | 8.39 |
| TOTAL DEBT SECURITIES: | \$ 20,900,000.00 | 20,851,990.00 | 8.40 |
| SECURITY | NO. SHARES PURCHASED ¹ | TOTAL COST | YIELD AT COST ² |
| EQUITY SECURITIES | | | |
| CONVERTIBLE PREFERRED STOCKS: | | | |
| USF&G CORP CONV PFD C COMMON STOCK | 6,800 | 326,108.00 | 10.43 |
| COMMON STOCKS: | | | |
| ALLIANT TECHSYSTEMS, INC. | 18,400 | 415,224.65 | 0.00 |
| AMERICAN BRANDS INC. | 38,090 | 1,664,626.64 | 4.00 |
| AMERICAN PRESIDENT COS. | 5,600 | 223,406.40 | 1.50 |
| ASHLAND OIL INC. | 6,400 | 194,048.00 | 3.30 |
| AUTODESK, INC. | 7,500 | 279,031.50 | 1.29 |
| BALDWIN TECHNOLOGY INC. CL A. | 10,700 | 51,360.00 | 0.21 |
| BELLSOUTH CORP. | 5,000 | 248,475.00 | 5.55 |
| BEST BUY CO, INC. | 14,000 | 231,084.00 | 0.00 |
| BET HOLDINGS CLASS A. | 12,000 | 239,280.00 | 0.00 |
| CAMPBELL SOUP CO. | 26,300 | 1,000,028.00 | 1.84 |
| CAROLINA POWER & LIGHT CO. | 20,300 | 1,003,046.00 | 6.40 |
| CIGNA CORP. | 2,800 | 167,146.00 | 5.09 |
| DISCOUNT CORP OF NY. | 8,800 | 90,753.00 | 3.88 |
| DOW CHEMICAL CO. | 5,300 | 287,896.00 | 4.79 |
| DUKE POWER CO. | 7,900 | 250,390.50 | 5.43 |
| GENERAL CINEMA CORP. | 8,600 | 159,702.00 | 2.80 |
| GREAT ATLANTIC & PACIFIC TEA CO. | 16,820 | 437,035.74 | 3.08 |
| HERSHEY FOODS CORP. | 17,900 | 750,053.00 | 2.34 |
| LA QUINTA MOTOR INNS INC. | 80,000 | 1,164,000.00 | 0.00 |
| LAKE SHORE BANCORP, INC. ILL. | 8,000 | 178,000.00 | 1.71 |
| LUBY'S CAFETERIAS INC. | 104,500 | 1,564,172.02 | 3.34 |
| MATRIX SERVICE CO. | 35,000 | 880,625.00 | 0.00 |
| MERCHANTS GROUP INC. | 2,800 | 40,068.00 | 0.00 |
| MERRILL LYNCH & CO INC. | 3,600 | 224,802.00 | 1.60 |
| NEWS CORP. LTD - ADR. | 9,800 | 223,077.40 | 0.57 |
| NYNEX CORP. | 3,300 | 251,443.50 | 5.98 |
| PENN TRAFFIC COMPANY (THE). | 200 | 5,087.00 | 0.00 |
| QVC NETWORK INC. | 15,200 | 227,346.40 | 0.00 |
| RICHFOOD HOLDINGS INC. | 93,200 | 1,530,725.00 | 0.61 |
| RLI CORP. | 6,500 | 110,410.40 | 2.83 |
| ROWAN COMPANIES INC. | 29,900 | 171,472.00 | 0.00 |
| RUSS BERRIE & CO INC. | 6,000 | 111,300.00 | 3.23 |
| SANDOZ LTD ADR. | 10,000 | 374,935.00 | 0.00 |
| SCECORP HOLDING CO. | 17,400 | 749,418.00 | 6.32 |
| SILICON VALLEY BANCSHARES. | 2,500 | 34,375.00 | 0.44 |
| SOTHEBYS HOLDINGS INC CLA. | 25,000 | 307,750.00 | 4.87 |
| STANDARD FEDERAL BANK NICH. | 12,600 | 226,107.00 | 2.45 |
| STERLING CHEMICALS INC. | 114,500 | 546,581.33 | 6.28 |
| TELEFONICA DE ESPANA ADS. | 6,000 | 224,760.00 | 3.23 |
| UPJOHN CO. | 7,000 | 286,615.00 | 3.32 |
| U.S. TRUST CORP. | 5,000 | 215,415.00 | 3.71 |
| WAL-MART STORES INC. | 3,500 | 203,245.00 | 0.29 |
| WARNER-LAMBERT CO. | 20,900 | 1,501,256.90 | 2.45 |
| WILLCOX & GIBBS INC. | 3,700 | 26,547.50 | 1.39 |
| PRIOR MONTH CORRECTION - IBP RIGHTS. | | 21,493.00 | 0.00 |
| TOTAL COMMON STOCKS: | | 19,093,613.88 | 2.66 |

PERMANENT UNIVERSITY FUND
 SCHEDULE OF SECURITIES PURCHASED (Continued)
 (JANUARY 1, 1992 THROUGH JANUARY 31, 1992)

| SECURITY | NO. SHARES PURCHASED ¹ | TOTAL COST | YIELD AT COST ² |
|--------------------------------------|--------------------------------------|-------------------------|-------------------------------|
| OTHER EQUITIES: | | | |
| ELECTRA PRIVATE EQUITY | | | |
| PARTNERS D..... | | \$ 1,513,000.00 | N/A ³ |
| INT'L CARGO NETWORK-LFC 12% SUB DEBT | | | |
| PROJECT FINANC..... | | 7,109.10 | N/A |
| WHITNEY 1990 EQUITY FUND, L.P. | | | |
| LMT PARTNERSHP..... | | <u>437,500.00</u> | N/A |
| TOTAL OTHER EQUITIES:..... | | <u>1,957,609.10</u> | |
| TOTAL EQUITY SECURITIES..... | | <u>21,377,330.98</u> | <u>2.53%</u> |
| TOTAL SECURITIES PURCHASED..... | | <u>\$ 42,229,320.98</u> | <u>5.43%</u> |

¹ Reflects shares actually purchased. Does not reflect shares received as a result of stock splits and dividends subsequent to date of purchase.

² Yield on Common Stocks based on cost price and indicated dividend rate as of 01/31/92.

³ Current yield is not calculated on Other Equities due to the absence of scheduled interest and dividend payments

PERMANENT UNIVERSITY FUND
EQUITIES -- OTHER CHANGES
(January 1-31, 1992)

| <u>STOCK SPLITS, DIVIDENDS AND DISTRIBUTIONS</u> | <u>SHARES RECEIVED</u> |
|--|------------------------|
| Dominion Resources Inc. 3-2 stock split | 45,700 |
| NBD Bancorp 3-2 stock split | 2,650 |
| UST Inc. 2-1 stock split | 14,000 |

PERMANENT UNIVERSITY FUND
SCHEDULE OF SECURITIES SOLD, CALLED OR MATURED
(JANUARY 1, 1992 THROUGH JANUARY 31, 1992)

| SECURITY | PAR VALUE | BOOK VALUE OF HOLDING | NET SALES PROCEEDS | GAIN OR (LOSS) OVER BOOK VALUE |
|---|-------------------|--------------------------|-----------------------|--------------------------------------|
| DEBT SECURITIES | | | | |
| U.S. GOVERNMENT OBLIGATIONS (DIRECT AND GUARANTEED): | | | | |
| U.S. TREASURIES | | | | |
| 8.125% NOTES, DUE 1/31/92..... | \$ 2,000,000.00 | \$ 2,000,000.00 | \$ 2,000,000.00 | \$ -0- |
| GUARANTEED | | | | |
| GNMA PASS-THROUGHS | | | | |
| POOL #002455, 5.50%, DUE 2/15/99.. | 5,473.94 | 5,003.45 | 5,473.94 | 470.49 |
| POOL #002084, 7.00%, DUE 9/15/02.. | 8,974.68 | 8,906.61 | 8,974.68 | 68.07 |
| POOL #016676, 8.00%, DUE 4/15/07.. | 40,682.62 | 40,500.70 | 40,682.62 | 181.92 |
| POOL #182539, 8.00%, DUE 1/15/02.. | 3,991.76 | 3,990.63 | 3,991.76 | 1.13 |
| POOL #183691, 8.00%, DUE 1/15/02.. | 9,752.25 | 9,749.50 | 9,752.25 | 2.75 |
| POOL #189914, 8.00%, DUE 1/15/02.. | 3,929.99 | 3,928.88 | 3,929.99 | 1.11 |
| POOL #194952, 8.00%, DUE 1/15/02.. | 3,986.14 | 3,985.01 | 3,986.14 | 1.13 |
| POOL #201307, 8.00%, DUE 3/15/02.. | 18,947.69 | 18,909.83 | 18,947.69 | 37.86 |
| POOL #206065, 8.00%, DUE 1/15/02.. | 4,436.49 | 4,435.24 | 4,436.49 | 1.25 |
| POOL #008790, 8.25%, DUE 4/15/06.. | 826.29 | 825.91 | 826.29 | 0.38 |
| POOL #009323, 8.25%, DUE 6/15/06.. | 1,212.58 | 1,207.60 | 1,212.58 | 4.98 |
| POOL #009675, 8.25%, DUE 4/15/06.. | 871.66 | 870.82 | 871.66 | 0.84 |
| POOL #009806, 8.25%, DUE 5/15/06.. | 1,318.42 | 1,317.77 | 1,318.42 | 0.65 |
| POOL #009813, 8.25%, DUE 4/15/06.. | 787.93 | 787.17 | 787.93 | 0.76 |
| POOL #010215, 8.25%, DUE 6/15/06.. | 840.73 | 840.33 | 840.73 | 0.40 |
| POOL #010770, 8.25%, DUE 5/15/06.. | 1,813.25 | 1,779.19 | 1,813.25 | 34.06 |
| POOL #010834, 8.25%, DUE 6/15/06.. | 503.52 | 503.00 | 503.52 | 0.52 |
| POOL #139698, 9.00%, DUE 8/15/01.. | 67,514.78 | 66,854.19 | 67,514.78 | 660.59 |
| POOL #152730, 9.00%, DUE 6/15/01.. | 20,873.26 | 20,824.79 | 20,873.26 | 48.47 |
| POOL #160183, 9.25%, DUE 2/15/99.. | 10,023.70 | 9,934.44 | 10,023.70 | 89.26 |
| POOL #187121, 9.25%, DUE 10/15/21.. | 4,066.67 | 4,022.01 | 4,066.67 | 44.66 |
| POOL #190881, 9.25%, DUE 11/15/21.. | 2,422.15 | 2,304.66 | 2,422.15 | 117.49 |
| POOL #180552, 9.50%, DUE 9/15/21.. | 1,561.77 | 1,560.84 | 1,561.77 | 0.93 |
| POOL #290652, 9.50%, DUE 8/15/20.. | 2,558.69 | 2,543.58 | 2,558.69 | 15.11 |
| POOL #151185, 10.00%, DUE 2/15/16.. | 66,375.09 | 65,228.97 | 66,375.09 | 1,146.12 |
| POOL #233778, 10.00%, DUE 2/15/18.. | 141,519.24 | 140,729.75 | 141,519.24 | 789.49 |
| POOL #249880, 10.00%, DUE 1/15/23.. | 1,417.69 | 1,364.80 | 1,417.69 | 52.89 |
| POOL #252468, 10.00%, DUE 6/15/19.. | 106,362.38 | 105,589.44 | 106,362.38 | 772.94 |
| POOL #271412, 10.00%, DUE 6/15/19.. | 2,388.25 | 2,370.90 | 2,388.25 | 17.35 |
| POOL #291147, 10.00%, DUE 5/15/20.. | 93,413.04 | 93,413.04 | 93,413.04 | -0- |
| POOL #224630, 10.50%, DUE 10/15/17.. | 43,725.94 | 41,980.49 | 43,725.94 | 1,745.45 |
| POOL #102782, 10.75%, DUE 8/15/18.. | 3,452.55 | 3,399.37 | 3,452.55 | 53.18 |
| POOL #035288, 11.00%, DUE 3/15/10.. | 24,230.20 | 24,000.62 | 24,230.20 | 229.58 |
| POOL #131670, 11.50%, DUE 5/15/15.. | 30,677.55 | 30,511.88 | 30,677.55 | 165.67 |
| POOL #049551, 12.00%, DUE 7/15/11.. | 319.65 | 266.51 | 319.65 | 53.14 |
| POOL #040016, 12.50%, DUE 6/15/10.. | 479.90 | 471.05 | 479.90 | 8.85 |
| POOL #040744, 12.50%, DUE 5/15/10.. | 348.76 | 342.34 | 348.76 | 6.42 |
| POOL #043162, 12.50%, DUE 11/15/10.. | 107.12 | 101.51 | 107.12 | 5.61 |
| POOL #044298, 12.50%, DUE 11/15/10.. | 255.12 | 241.77 | 255.12 | 13.35 |
| POOL #044370, 12.50%, DUE 11/15/10.. | 75.30 | 71.37 | 75.30 | 3.93 |
| POOL #045386, 13.00%, DUE 4/15/11.. | 609.95 | 548.75 | 609.95 | 61.20 |
| POOL #045915, 13.00%, DUE 4/15/11.. | 97.74 | 94.57 | 97.74 | 3.17 |
| POOL #047171, 13.00%, DUE 4/15/11.. | 198.64 | 191.26 | 198.64 | 7.38 |
| POOL #047219, 13.00%, DUE 4/15/11.. | 265.14 | 254.47 | 265.14 | 10.67 |
| POOL #049550, 13.00%, DUE 7/15/11.. | 251.96 | 223.23 | 251.96 | 28.73 |
| POOL #038584, 13.50%, DUE 5/15/10.. | 125.76 | 113.81 | 125.76 | 11.95 |
| POOL #039589, 13.50%, DUE 8/15/10.. | 140.23 | 140.01 | 140.23 | 0.22 |
| POOL #040153, 13.50%, DUE 5/15/10.. | 6.69 | 6.05 | 6.69 | 0.64 |
| POOL #040310, 13.50%, DUE 5/15/10.. | 90.88 | 90.46 | 90.88 | 0.42 |
| POOL #041007, 13.50%, DUE 7/15/10.. | 223.11 | 222.72 | 223.11 | 0.39 |
| POOL #041570, 13.50%, DUE 5/15/10.. | 1,104.33 | 1,097.30 | 1,104.33 | 7.03 |
| POOL #045053, 13.50%, DUE 5/15/11.. | 9,535.98 | 8,621.35 | 9,535.98 | 914.63 |
| POOL #045236, 13.50%, DUE 5/15/11.. | 2,413.22 | 2,179.74 | 2,413.22 | 233.48 |
| POOL #045940, 13.50%, DUE 5/15/11.. | 202.80 | 182.76 | 202.80 | 20.04 |
| POOL #046652, 13.50%, DUE 5/15/11.. | 3,376.45 | 3,034.04 | 3,376.45 | 342.41 |
| POOL #047339, 13.50%, DUE 4/15/11.. | 66.48 | 59.90 | 66.48 | 6.58 |
| POOL #047563, 13.50%, DUE 5/15/11.. | 10.45 | 9.43 | 10.45 | 1.02 |
| POOL #047634, 13.50%, DUE 5/15/11.. | 12,199.83 | 12,069.78 | 12,199.83 | 130.05 |
| POOL #048143, 13.50%, DUE 5/15/11.. | 73.35 | 66.32 | 73.35 | 7.03 |
| POOL #048879, 13.50%, DUE 5/15/11.. | 146.86 | 132.34 | 146.86 | 14.52 |
| POOL #049003, 13.50%, DUE 5/15/11.. | 121.14 | 109.16 | 121.14 | 11.98 |
| POOL #049208, 13.50%, DUE 5/15/11.. | 87.19 | 78.84 | 87.19 | 8.35 |
| POOL #049276, 13.50%, DUE 1/15/12.. | 307.49 | 304.21 | 307.49 | 3.28 |
| POOL #049491, 13.50%, DUE 5/15/11.. | 60.95 | 55.11 | 60.95 | 5.84 |
| POOL #052285, 14.00%, DUE 2/15/12.. | 47.73 | 44.99 | 47.73 | 2.74 |
| POOL #054207, 14.00%, DUE 3/15/12.. | 20.64 | 19.45 | 20.64 | 1.19 |
| POOL #055789, 14.00%, DUE 4/15/12.. | 167.22 | 151.53 | 167.22 | 15.69 |
| POOL #055992, 14.00%, DUE 6/15/12.. | 157.20 | 148.28 | 157.20 | 8.92 |
| TOTAL GNMA PASS-THROUGHS..... | 764,628.15 | 755,919.82 | 764,628.15 | 8,708.33 |
| VARIOUS | | | | |
| BLUE RIDGE HOSPITAL SYSTEM INC | | | | |
| 9.00% HILL-BURTON NT, DUE 7/14/00..... | 65,584.13 | 65,584.13 | 65,584.13 | -0- |

PERMANENT UNIVERSITY FUND
SCHEDULE OF SECURITIES SOLD, CALLED OR MATURED (Continued)
(JANUARY 1, 1992 THROUGH JANUARY 31, 1992)

| SECURITY | PAR VALUE | BOOK VALUE OF HOLDING | NET SALES PROCEEDS | GAIN OR (LOSS) OVER BOOK VALUE |
|--|------------------|--------------------------|-----------------------|--------------------------------------|
| U.S. GOVERNMENT OBLIGATIONS | | | | |
| (GUARANTEED): | | | | |
| VARIOUS (Continued) | | | | |
| MARCUS DALY MEMORIAL HOSPITAL 8.25% HILL-BURTON NT, DUE 1/24/99..... | \$ 47,615.00 | \$ 47,615.00 | \$ 47,615.00 | \$ -0- |
| TOTAL VARIOUS..... | 113,199.13 | 113,199.13 | 113,199.13 | -0- |
| FHA MORTGAGES | | | | |
| PRINCIPAL PAYMENTS..... | 69,120.10 | 69,120.10 | 69,120.10 | -0- |
| TOTAL GUARANTEED OBLIGATIONS... | 946,947.38 | 938,239.05 | 946,947.38 | 8,708.33 |
| TOTAL U.S. GOVERNMENT OBLIGATIONS (DIRECT AND GUARANTEED)..... | 2,946,947.38 | 2,938,239.05 | 2,946,947.38 | 8,708.33 |
| U.S. GOVERNMENT AGENCIES | | | | |
| (NON-GUARANTEED): | | | | |
| FEDERAL HOME LOAN MTGE CORP CMO PARTICIPATION CERTIFICATES | | | | |
| GROUP #000003, 11.875%, DUE 1/31/94..... | 487,426.00 | 485,286.04 | 487,426.00 | 2,139.96 |
| FED HOME LOAN MTGE CORP MUL FAM PL C PARTICIPATION CERTIFICATES | | | | |
| GROUP #000135, 8.75%, DUE 5/15/00 | 1,753.20 | 1,725.01 | 1,753.20 | 28.19 |
| FED HOME LOAN MTGE CORP BALLOON PARTICIPATION CERTIFICATES | | | | |
| GROUP #080037, 8.50%, DUE 3/01/98 | 37,874.80 | 37,874.80 | 37,874.80 | -0- |
| FEDERAL HOME LOAN MORTGAGE CORP PARTICIPATION CERTIFICATES | | | | |
| GROUP #170037, 13.50%, DUE 10/01/10..... | 6,378.80 | 6,327.33 | 6,378.80 | 51.47 |
| GROUP #170047, 16.25%, DUE 5/01/11..... | 1,212.10 | 1,210.04 | 1,212.10 | 2.06 |
| GROUP #170051, 15.50%, DUE 6/01/11..... | 2,922.00 | 2,899.46 | 2,922.00 | 22.54 |
| GROUP #170139, 11.50%, DUE 8/01/15..... | 23,170.00 | 23,054.74 | 23,170.00 | 115.26 |
| GROUP #170147, 11.00%, DUE 11/01/15..... | 30,187.64 | 30,113.68 | 30,187.64 | 73.96 |
| FEDERAL HOME LOAN MTGE CORP GNOME PARTICIPATION CERTIFICATES | | | | |
| GROUP #200060, 9.00%, DUE 12/01/01..... | 55,352.83 | 54,590.62 | 55,352.83 | 762.21 |
| FEDERAL HOME LOAN MTGE CORP 21 SER PARTICIPATION CERTIFICATES | | | | |
| GROUP #215711, 9.50%, DUE 12/01/01..... | 76,320.85 | 76,065.70 | 76,320.85 | 255.15 |
| PRIOR MONTH CORRECTION..... | 0.00 | (0.08) | 0.00 | (0.08) |
| FEDERAL HOME LOAN MTGE CORP MULT-FAM PARTICIPATION CERTIFICATES | | | | |
| GROUP #220022, 9.25%, DUE 6/01/02 | 111,103.80 | 110,066.18 | 111,103.80 | 1,037.62 |
| GROUP #220023, 9.75%, DUE 8/01/02 | 50,623.61 | 50,155.93 | 50,623.61 | 467.68 |
| GROUP #240001, 9.50%, DUE 11/01/97..... | 6,317.00 | 6,237.49 | 6,317.00 | 79.51 |
| FEDERAL HOME LOAN MTGE CORP GNOME PARTICIPATION CERTIFICATES | | | | |
| GROUP #380003, 9.50%, DUE 6/01/02 | 222,576.15 | 220,885.28 | 222,576.15 | 1,690.87 |
| GROUP #380005, 9.50%, DUE 7/01/02 | 685,257.08 | 684,226.56 | 685,257.08 | 1,030.52 |
| GROUP #380008, 9.50%, DUE 9/01/02 | 545,940.00 | 544,615.00 | 545,940.00 | 1,325.00 |
| GROUP #380046, 10.50%, DUE 5/01/04..... | 206,075.92 | 205,980.16 | 206,075.92 | 95.76 |
| GROUP #380095, 9.00%, DUE 8/01/05 | 93,688.99 | 93,601.88 | 93,688.99 | 87.11 |
| FEDERAL HOME LOAN MORTGAGE CORP TPM PARTICIPATION CERTIFICATES | | | | |
| GROUP #735015, 10.00%, DUE 6/01/05..... | 78,713.60 | 78,113.10 | 78,713.60 | 600.50 |
| TOTAL U.S. GOVERNMENT AGENCIES (NON-GUARANTEED)..... | 2,722,894.37 | 2,713,028.92 | 2,722,894.37 | 9,865.45 |
| CORPORATE BONDS: | | | | |
| CONSUMERS POWER CO | | | | |
| 10.625% 1ST MTGE, DUE 7/01/99... | 400,000.00 | 400,000.00 | 415,680.00 | 15,680.00 |
| DOW CHEMICAL ESOP TRUST | | | | |
| 9.42% NOTE (GTD DOW), DUE 12/31/04..... | 119,564.84 | 119,564.84 | 119,564.84 | -0- |
| UNION ELECTRIC CO | | | | |
| 9.35% 1ST MTGE, DUE 8/01/08... | 4,252,000.00 | 4,252,000.00 | 4,471,403.20 | 219,403.20 |
| TOTAL CORPORATE BONDS..... | 4,771,564.84 | 4,771,564.84 | 5,006,648.04 | 235,083.20 |
| TOTAL DEBT SECURITIES..... | \$ 10,441,406.59 | 10,422,832.81 | 10,676,489.79 | 253,656.98 |

PERMANENT UNIVERSITY FUND
 SCHEDULE OF SECURITIES SOLD, CALLED OR MATURED (Continued)
 (JANUARY 1, 1992 THROUGH JANUARY 31, 1992)

| SECURITY | PAR VALUE OR NO. SHARES | BOOK VALUE OF HOLDING | NET SALES PROCEEDS | GAIN OR (LOSS) OVER BOOK VALUE |
|--|----------------------------|--------------------------|-------------------------|--------------------------------------|
| EQUITY SECURITIES | | | | |
| CONVERTIBLE DEBENTURES: | | | | |
| BUILDER'S TRANSPORT INC 6.50% CONV SUB DEB, DUE 5/01/11.\$ | 100,000.00 | 54,857.50 | 53,000.00 | (1,857.50) |
| HUDSON GENERAL CORP 7.00% CONV DEB, DUE 7/15/11... | 350,000.00 | 314,709.50 | 257,250.00 | (57,459.50) |
| TOTAL CONVERTIBLE DEBENTURES.. | \$ 450,000.00 | 369,567.00 | 310,250.00 | (59,317.00) |
| COMMON STOCKS: | | | | |
| ALEXANDER & ALEXANDER SERVICES INC..... | 11,500.00 | 238,625.00 | 255,417.96 | 16,792.96 |
| AMERICAN GENERAL CORP..... | 3,300.00 | 141,108.00 | 144,551.67 | 3,443.67 |
| AMERICAN HOME PRODUCTS CORP..... | 8,000.00 | 346,313.14 | 634,955.62 | 288,642.48 |
| ATLAS CORP..... | 3,500.00 | 25,375.00 | 21,080.05 | (4,294.95) |
| CML GROUP..... | 7,200.00 | 124,902.00 | 248,787.69 | 123,885.69 |
| CENDEL CORP..... | 21,200.00 | 210,710.08 | 1,000,140.21 | 789,430.13 |
| CHUBB CORP..... | 3,600.00 | 154,044.00 | 271,988.92 | 117,944.92 |
| COUNTRYWIDE CREDIT INDUS..... | 8,400.00 | 105,966.00 | 337,500.73 | 231,534.73 |
| ECHLIN INC..... | 12,000.00 | 123,120.00 | 166,110.43 | 42,990.43 |
| FIDELITY NATIONAL FINL INC..... | 11,100.00 | 188,700.00 | 210,343.96 | 21,643.96 |
| FIRST MISSISSIPPI CORP..... | 16,100.00 | 180,454.20 | 155,311.48 | (25,142.72) |
| FRUIT OF THE LOOM INC..... | 13,100.00 | 198,006.50 | 351,212.36 | 153,205.86 |
| GENERAL CINEMA CORP..... | 790.00 | 12,698.38 | 14,657.95 | 1,959.57 |
| GENERAL ELECTRIC CO..... | 142,000.00 | 4,788,299.45 | 11,003,739.23 | 6,215,439.78 |
| GENETICS INSTITUTE..... | 31,705.75 | 1,216,463.39 | 1,250,000.00 | 33,536.61 |
| HOUSE OF FABRICS INC..... | 6,000.00 | 130,170.00 | 152,574.90 | 22,404.90 |
| LAWYERS TITLE CORP..... | 8,705.00 | 87,115.85 | 118,486.37 | 31,370.52 |
| LILLIAN VERNON CORP..... | 62,600.00 | 708,416.29 | 929,825.49 | 221,409.20 |
| LUBRIZOL CORP..... | 5,500.00 | 258,087.50 | 305,542.30 | 47,454.80 |
| MCDONNELL DOUGLAS CORP..... | 3,900.00 | 146,035.50 | 285,392.47 | 139,356.97 |
| MOTOROLA INC..... | 1,200.00 | 53,147.57 | 94,345.53 | 41,197.96 |
| NATIONAL SEMICONDUCTOR CORP..... | 25,300.00 | 202,147.00 | 168,998.30 | (33,148.70) |
| ORACLE SYSTEMS CORP..... | 12,100.00 | 110,891.02 | 227,081.14 | 116,190.12 |
| PFIZER INC..... | 10,700.00 | 329,589.02 | 848,749.18 | 519,160.16 |
| RYDER SYSTEM INC..... | 9,300.00 | 136,663.50 | 191,155.10 | 54,491.60 |
| SUN CO INC..... | 4,300.00 | 142,738.50 | 127,043.55 | (15,694.95) |
| SUNRISE MEDICAL INC..... | 8,400.00 | 134,400.00 | 307,650.00 | 173,250.00 |
| WABAN INC..... | 12,800.00 | 146,649.60 | 216,696.74 | 70,047.14 |
| WARNER-LAMBERT CO..... | 4,200.00 | 223,568.10 | 324,670.16 | 101,102.06 |
| WELLS FARGO & CO..... | 2,900.00 | 143,390.50 | 171,253.78 | 27,863.28 |
| PRIOR MONTH CORRECTIONS - | | | | |
| AMERICAN INTERNATIONAL GROUP... | | 2,403.59 | 0.00 | (2,403.59) |
| SOLOMON..... | | (5,875.59) | 0.00 | 5,875.59 |
| HALLIBURTON..... | | 17,589.87 | 0.00 | (17,589.87) |
| GRAPHIC SCANNING..... | | (9,800.00) | 0.00 | 9,800.00 |
| PROCEEDS RECEIVED FROM CLASS | | | | |
| ACTION SUIT - | | | | |
| PHILIPS NV..... | | 123,238.81 | 123,238.81 | 0.00 |
| LIQUIDATING PAYMENT- UC CORP..... | | 5,940.00 | 5,940.00 | 0.00 |
| TOTAL COMMON STOCKS..... | | 11,141,291.77 | 20,664,442.08 | 9,523,150.31 |
| OTHER EQUITIES: | | | | |
| GOLDSTON OIL-GLADEWATER JETER MINERAL ROYAL..... | | 34,343.80 | 34,343.80 | -0- |
| GOLDSTON OIL GLADEWATER JETER/ROYAL LMT PARTNERSHP..... | | 3,885.07 | 3,885.07 | -0- |
| HELLMAN & FRIEDMAN CAPITAL PNTRS L P LMT PARTNERSHP..... | | 516,090.00 | 516,090.00 | -0- |
| INTERNATIONAL CARGO NETWORK - LFC 12%: WRITE DOWN DUE TO PERMANENT DECLINE IN VALUE..... | | 9,296.60 | 0.00 | (9,296.60) |
| TOTAL OTHER EQUITIES..... | | 563,615.47 | 554,318.87 | (9,296.60) |
| TOTAL EQUITY SECURITIES..... | | 12,074,474.24 | 21,529,010.95 | 9,454,536.71 |
| TOTAL LONG TERM CASH SALES, CALLS, OR MATURITIES..... | | 22,497,307.05 | 32,205,500.74 | 9,708,193.69 |
| SHORT TERM SECURITIES INVESTMENT | | | | |
| COMMERCIAL PAPER..... | | 40,000,000.00 | 40,000,000.00 | -0- |
| TOTAL CASH SALES, CALLS, OR MATURITIES | | \$ 62,497,307.05 | \$ 72,205,500.74 | \$ 9,708,193.69 |

PERMANENT UNIVERSITY FUND
 SUMMARY OF BOND EXCHANGES
 (JANUARY 1, 1992 THROUGH JANUARY 31, 1992)

| EXCHANGES | BOOK VALUE | | | | |
|----------------------|------------------------|--------------------|-------------------|---------------------------------|--|
| | PAR VALUE EXCHANGED | ISSUE EXCHANGED | ISSUE RECEIVED | PRINCIPAL TAKEOUT (PAYUP) | INCREASE IN ANNUAL ¹ INCOME |
| CORPORATE BONDS FOR: | | | | | |
| CORPORATE BONDS..... | \$ 130,000 | \$ 116,118.77 | \$ 104,850.37 | \$ 11,268.40 | \$ 356.92 |

¹ Total Income improvement represents improvement with takeout (payup) considered at current investment rates

II. COMMON TRUST FUND

COMMON TRUST FUND
SUMMARY OF SECURITIES TRANSACTIONS
(December 1-31, 1991)

REPORT ON SECURITIES TRANSACTIONS. -- The following securities transactions have been made for the Common Trust Fund in December, 1991. The Executive Vice Chancellor for Asset Management recommends approval by the Board of Regents of these transactions.

| <u>PURCHASES:</u> | <u>COST (BOOK VALUE)</u> | <u>YIELD AT COST</u> |
|---|------------------------------|---------------------------|
| DEBT SECURITIES-- | | |
| U. S. Govt. Obligations (Dir.) | \$ 998,030.00 | 5.11% |
| Municipal and County Bonds | 1,000,000.00 | 9.00% |
| Corporate Bonds | <u>999,480.00</u> | <u>8.96%</u> |
| TOTAL DEBT SECURITIES | <u>2,997,510.00</u> | <u>7.69%</u> |
| EQUITY SECURITIES-- | | |
| Convertible Preferred Stocks | 238,980.50 | 9.71% |
| Common Stocks | 45,485,437.60 | 2.91% ¹ |
| Other Equities | <u>550,312.50</u> | <u>N/A</u> ² |
| TOTAL EQUITIES | <u>46,274,730.60</u> | <u>2.91%</u> |
| TOTAL LONG TERM SECURITIES | <u>49,272,240.60</u> | <u>3.20%</u> |
| <u>SHORT TERM SECURITIES/INVESTMENTS :</u> | | |
| Goldman Sachs (Net) | <u>5,048,379.87</u> | |
| TOTAL ACQUISITIONS | <u>\$ 54,320,620.47</u> | |
| | | |
| <u>SALES:</u> | <u>PROCEEDS</u> | <u>GAIN OR (LOSS)</u> |
| EQUITY SECURITIES-- | | |
| Common Stocks | \$ 999,061.28 | \$ (94,662.08) |
| Other Equities | <u>1,133,704.44</u> | <u>886,738.57</u> |
| Total Sales | <u>2,132,765.72</u> | <u>792,076.49</u> |
| <u>MATURITIES & PREPAYMENTS:</u> | | |
| DEBT SECURITIES-- | | |
| U. S. Govt. Obligations (Gtd.) | 65,392.03 | 296.11 |
| U. S. Govt. Agencies (Non-Gtd.) | 531,634.18 | 4,538.00 |
| Foreign Governments | 1,031,000.00 | 72,614.88 |
| Corporate Bonds | <u>3,829,347.59</u> | <u>553,511.15</u> |
| Total Maturities and Prepayments | <u>5,457,373.80</u> | <u>630,960.14</u> |
| TOTAL DISPOSITIONS | <u>\$ 7,590,139.52</u> | <u>\$ 1,423,036.63</u> |

¹ Yield on Common Stocks based on cost price and indicated dividend rate as of 12/31/91.

² Current Yield is not calculated on Other Equities due to the absence of scheduled interest and dividend payments.

COMMON TRUST FUND
Comparison Summary of Assets

December 31, 1990

December 31, 1991

| Security | Book Value | Book Yield | Market Value | Market Yield | Book Value | Book Yield | Market Value | Market Yield |
|-------------------------------------|--------------------------|---------------|--------------------------|---------------|--------------------------|---------------|--------------------------|--------------|
| LONG TERM SECURITIES: | | | | | | | | |
| DEBT SECURITIES -- | | | | | | | | |
| U. S. GOVT. OBLIGATIONS: | | | | | | | | |
| Direct - Treasuries | \$ 51,572,958.65 | 10.13% | \$ 56,675,460.00 | 7.99% | \$ 54,119,573.19 | 9.98% | \$ 62,554,572.00 | 5.93% |
| Gld. - Various Bonds | <u>11,321,211.68</u> | <u>9.82%</u> | <u>11,580,945.72</u> | <u>9.60%</u> | <u>10,781,613.92</u> | <u>9.79%</u> | <u>11,795,520.28</u> | <u>8.74%</u> |
| Total U. S. Govts | <u>62,894,170.33</u> | <u>10.07%</u> | <u>68,256,405.72</u> | <u>8.26%</u> | <u>64,901,187.11</u> | <u>9.95%</u> | <u>74,350,092.28</u> | <u>6.55%</u> |
| U. S. GOVT. AGENCIES: | | | | | | | | |
| Non-Guaranteed | 77,816,952.26 | 9.74% | 79,392,836.33 | 9.47% | 86,647,834.02 | 9.57% | 93,691,583.25 | 8.50% |
| CORPORATE BONDS | <u>220,849,299.35</u> | <u>10.27%</u> | <u>223,693,844.65</u> | <u>10.34%</u> | <u>241,957,844.43</u> | <u>9.92%</u> | <u>266,973,277.57</u> | <u>8.59%</u> |
| TOTAL DEBT SECURITIES | <u>361,560,354.94</u> | <u>10.12%</u> | <u>371,343,086.70</u> | <u>9.77%</u> | <u>395,496,865.36</u> | <u>9.85%</u> | <u>435,006,333.10</u> | <u>8.13%</u> |
| PREFERRED STOCKS | <u>1,278,367.96</u> | <u>12.42%</u> | <u>1,636,450.00</u> | <u>9.71%</u> | <u>1,168,712.31</u> | <u>13.47%</u> | <u>1,877,900.00</u> | <u>8.38%</u> |
| TOTAL FIXED INCOME SECURITIES | <u>362,838,722.90</u> | <u>10.13%</u> | <u>372,979,536.70</u> | <u>9.77%</u> | <u>396,665,577.67</u> | <u>9.86%</u> | <u>436,884,233.10</u> | <u>8.13%</u> |
| EQUITY SECURITIES -- | | | | | | | | |
| Convertible Debentures | 847,260.24 | 18.62% | 616,750.00 | 25.57% | 104,589.04 | 21.16% | 46,500.00 | 47.61% |
| Convertible Preferred Stocks | 195,969.93 | 11.40% | 252,393.75 | 8.85% | 1,586,352.91 | 9.62% | 1,988,825.06 | 7.67% |
| Common Stocks | 151,894,912.36 | 3.57% | 159,724,482.22 | 3.39% | 285,451,001.55 | 2.94% | 318,428,546.97 | 2.64% |
| Other Equities | <u>47,921,420.79</u> | <u>0.00%</u> | <u>47,921,430.79</u> | <u>0.00%</u> | <u>49,321,227.62</u> | <u>0.00%</u> | <u>49,321,227.62</u> | <u>0.00%</u> |
| TOTAL EQUITY SECURITIES | <u>200,859,572.32</u> | <u>2.78%</u> | <u>208,525,056.76</u> | <u>2.68%</u> | <u>339,491,170.12</u> | <u>2.64%</u> | <u>369,735,099.65</u> | <u>2.31%</u> |
| REAL ESTATE | <u>2,675,000.00</u> | <u>6.00%</u> | <u>2,675,000.00</u> | <u>6.00%</u> | <u>2,675,000.00</u> | <u>6.00%</u> | <u>2,790,000.00</u> | <u>6.00%</u> |
| TOTAL LONG TERM | <u>566,373,295.22</u> | <u>7.48%</u> | <u>584,179,593.46</u> | <u>7.20%</u> | <u>735,833,755.79</u> | <u>6.50%</u> | <u>809,459,332.75</u> | <u>5.47%</u> |
| CASH & EQUIVALENT: | | | | | | | | |
| U. S. Governments (Dir & Gtd) | 0.00 | 0.00% | 0.00 | 0.00% | 997,689.69 | 8.27% | 1,072,500.00 | 4.17% |
| U. S. Governments (Non-Gtd) | 0.00 | 0.00% | 0.00 | 0.00% | 998,942.38 | 11.37% | 1,023,750.00 | 4.25% |
| Corporate Bonds | 2,808,401.88 | 13.25% | 2,847,731.48 | 8.32% | 8,952,965.59 | 11.03% | 9,253,964.50 | 6.37% |
| Short Term Investment Funds | 81,938,236.92 | 7.84% | 81,938,236.92 | 7.84% | 51,041,420.69 | 5.13% | 51,041,420.69 | 5.13% |
| Commercial Paper | 20,000,000.00 | 8.62% | 20,000,000.00 | 8.62% | 0.00 | 0.00% | 0.00 | 0.00% |
| Cash | <u>7.57</u> | <u>0.00%</u> | <u>7.57</u> | <u>0.00%</u> | <u>0.00</u> | <u>0.00%</u> | <u>0.00</u> | <u>0.00%</u> |
| TOTAL SHORT TERM | <u>104,746,646.37</u> | <u>8.13%</u> | <u>104,785,975.97</u> | <u>8.00%</u> | <u>61,992,017.35</u> | <u>6.14%</u> | <u>62,341,635.19</u> | <u>5.28%</u> |
| TOTAL SECURITIES, CASH & EQUIVALENT | <u>\$ 671,119,941.59</u> | <u>7.60%</u> | <u>\$ 688,965,569.43</u> | <u>7.34%</u> | <u>\$ 797,824,773.14</u> | <u>6.47%</u> | <u>\$ 871,800,967.94</u> | <u>5.46%</u> |
| UNIT MARKET VALUE | | | \$ 2,736,4668 | | | | \$ 3,146,0509 | |

COMMON TRUST FUND
SUMMARY OF INCOME FROM INVESTMENTS
December 1-31, 1991

| | CASH | ACCRUED | TOTAL |
|---|------------------------|----------------------|------------------------|
| FROM FIXED INCOME SECURITIES | | | |
| U. S. Treasuries | \$ 42,543.46 | \$ 415,462.99 | \$ 458,006.45 |
| U. S. Govt. Obligations (Gtd.) | 78,649.51 | 10,060.34 | 88,709.85 |
| U. S. Govt. Agencies (Non-Gtd) | 685,150.09 | 35,510.07 | 720,660.16 |
| Corporate Bonds | 2,471,555.72 | (149,987.86) | 2,321,567.86 |
| Preferred Stocks | 288.75 | 0.00 | 288.75 |
| Total from Fixed Income Securities | 3,278,187.53 | 311,045.54 | 3,589,233.07 |
| FROM EQUITY SECURITIES | | | |
| Convertible Debentures | 0.00 | 1,845.00 | 1,845.00 |
| Common Stocks | 737,815.19 | 0.00 | 737,815.19 |
| Other Equities | 27,710.52 | 0.00 | 27,710.52 |
| Total from Equity Securities | 765,525.71 | 1,845.00 | 767,370.71 |
| FROM REAL ESTATE | | | |
| | 34,355.81 | 0.00 | 34,355.81 |
| Total From Long Term Investments | 4,078,069.05 | 312,890.54 | 4,390,959.59 |
| FROM SHORT TERM INVESTMENTS | | | |
| Short Term Investment Fund - | | | |
| Goldman Sachs | 300,617.30 | 53,547.17 | 354,164.47 |
| Securities Lending | 15,650.05 | 0.00 | 15,650.05 |
| Total From Short Term Investments | 316,267.35 | 53,547.17 | 369,814.52 |
| TOTAL INCOME FROM INVESTMENTS | \$ 4,394,336.40 | \$ 366,437.71 | \$ 4,760,774.11 |

INTEREST ACCRUED

| | As of 12/31/91 | As of 11/30/91 | NET |
|--------------------------------|------------------------|------------------------|----------------------|
| U. S. Treasuries | \$ 1,251,288.35 | \$ 835,825.36 | \$ 415,462.99 |
| U. S. Govt. Obligations (Gtd.) | 66,190.99 | 56,130.65 | 10,060.34 |
| U. S. Govt. Agencies (Non-Gtd) | 552,084.26 | 516,574.19 | 35,510.07 |
| Corporate Bonds | 6,202,179.18 | 6,352,167.04 | (149,987.86) |
| Convertible Debentures | 10,947.00 | 9,102.00 | 1,845.00 |
| Short Term Investment Fund - | | | |
| Goldman Sachs | 354,155.92 | 300,608.75 | 53,547.17 |
| | \$ 8,436,845.70 | \$ 8,070,407.99 | \$ 366,437.71 |

COMMON TRUST FUND
STATEMENT OF CASH RECEIPTS AND DISBURSEMENTS
(December 1-31, 1991)

CASH RECEIPTS

| | | |
|---|---------------------|-------------------------|
| RECEIPTS INCREASING THE FUND: | | |
| Net Additions (Withdrawals) to the CTF | | \$ 46,782,269.88 |
| RECEIPTS FROM SALES OF SECURITIES: | | |
| Common Stocks | \$ 999,061.28 | |
| Other Equities | <u>1,133,704.44</u> | |
| Total | | 2,132,765.72 |
| RECEIPTS FROM MATURING SECURITIES AND AMORTIZATION: | | |
| U. S. Govt. Obligations (Gtd.) | 65,392.03 | |
| U. S. Govt. Agencies (Non-Gtd.) | 531,634.18 | |
| Foreign Governments | 1,031,000.00 | |
| Corporate Bonds | <u>3,829,347.59</u> | |
| Total | | 5,457,373.80 |
| Net Amortization on Bonds (Discout in Excess of Premium) | | <u>(51,788.93)</u> |
| Total Cash Receipts | | 54,320,620.47 |
| CASH ON HAND: | | |
| November 30, 1991 | 0.00 | |
| December 31, 1991 | <u>0.00</u> | |
| Decrease in Cash Balance (Add) | | <u>0.00</u> |
| Total Cash Accounted For | | <u>\$ 54,320,620.47</u> |

CASH DISBURSEMENTS

| | | |
|---|---------------------|-------------------------|
| ASSETS PURCHASED: | | |
| U. S. Govt. Obligations (Direct) (\$1,000,000 par value) | \$ 998,030.00 | |
| Municipal and County Bonds (\$1,000,000 par value) | 1,000,000.00 | |
| Corporate Bonds (\$1,000,000 par value) | 999,480.00 | |
| Convertible Preferred Stock (5,300 shares) | 238,980.50 | |
| Common Stock (1,022,275 shares) | 45,485,437.60 | |
| Other Equities | 550,312.50 | |
| Short Term Investment Fund - Goldman Sachs (Net) | <u>5,048,379.87</u> | |
| Total Cash Disbursements | | <u>\$ 54,320,620.47</u> |

COMMON TRUST FUND
SUMMARYBook Value of The Common Trust Fund

| | | |
|---|---------------------|--------------------------|
| November 30, 1991 Balance | | \$ 749,619,466.63 |
| Additions: | | |
| Net Additions (Withdrawals) to the CTF | | |
| Cash | \$ 46,782,269.88 | |
| Realized Net Gain or (Loss) on Security Transactions | <u>1,423,036.63</u> | <u>48,205,306.51</u> |
| December 31, 1991 Balance | | <u>\$ 797,824,773.14</u> |

NUMBER OF UNITS*

| | | |
|----------------------------------|------------------|---------------------|
| November 30, 1991 Balance | | 272,332,138 |
| Net Donations (12/01/91) | \$ 46,782,269.88 | |
| Market Value per Unit (11/30/91) | \$ 3.0035708 | |
| Net Units Added (12/01/91) | | 14,835,461 |
| Accounting Adjustments | | <u>(10,057,978)</u> |
| December 31, 1991 Balance | | <u>277,109,621</u> |

DISTRIBUTIONS TO UNIT HOLDERS*
(December 1-31, 1991)

| | | |
|----------------------------------|----|-------------|
| Distribution from Current Income | \$ | 0.00 |
| Distribution from Income Reserve | | <u>0.00</u> |
| Total Distribution | \$ | <u>0.00</u> |

* Units are added to the CTF quarterly on 3/1, 6/1, 9/1, and 12/1. Distribution is paid quarterly on 2/28, 5/31, 8/31 and 11/30.

COMMON TRUST FUND
SCHEDULE OF SECURITIES PURCHASED
(DECEMBER 1, 1991 THROUGH DECEMBER 31, 1991)

| SECURITY | PAR VALUE | TOTAL PRINCIPAL COST | YIELD AT COST |
|--|--------------------------------------|-------------------------|-------------------------------|
| LONG TERM SECURITIES: | | | |
| DEBT SECURITIES | | | |
| U.S. GOVERNMENT OBLIGATIONS (DIRECT AND GUARANTEED): | | | |
| U.S. TREASURIES | | | |
| 5.00% NOTES, DUE 12/31/93..... | \$ 1,000,000.00 | \$ 998,030.00 | 5.11% |
| MUNICIPAL AND COUNTY BONDS: | | | |
| TEX PUB FINANCE AUTHORITY (TAXABLE) | | | |
| 9.00% WCI FUND REV, DUE 12/01/06..... | 1,000,000.00 | 1,000,000.00 | 9.00 |
| CORPORATE BONDS: | | | |
| MONTANA POWER CO | | | |
| 8.95% 1ST MTGE, DUE 2/01/22..... | 1,000,000.00 | 999,480.00 | 8.96 |
| TOTAL DEBT SECURITIES..... | \$ 3,000,000.00 | 2,997,510.00 | 7.69 |
| SECURITY | NO. SHARES PURCHASED ¹ | TOTAL COST | YIELD AT COST ² |
| EQUITY SECURITIES | | | |
| CONVERTIBLE PREFERRED STOCKS: | | | |
| TIME WARNER PFD C | | | |
| CONV PFD..... | 5,300 | 238,980.50 | 9.71 |
| COMMON STOCKS: | | | |
| ABBOTT LABORATORIES..... | 7,400 | 450,068.00 | 1.64 |
| ADT LIMITED..... | 7,700 | 46,585.00 | 0.00 |
| ALLIANT TECHSYSTEMS, INC..... | 1,500 | 33,667.16 | 0.00 |
| AMERICAN EXPRESS CO..... | 27,300 | 510,698.50 | 5.35 |
| AMERICAN HOME PRODUCTS CORP..... | 13,100 | 1,012,203.50 | 3.36 |
| AMERICAN INTERNATIONAL GROUP INC..... | 7,000 | 622,479.50 | 0.56 |
| AMERICAN TEL & TEL CO..... | 13,500 | 504,582.00 | 3.53 |
| AMERITECH CORP..... | 3,900 | 245,570.50 | 5.59 |
| AMOCO CORP..... | 9,400 | 451,608.00 | 4.58 |
| AMP INC..... | 15,000 | 811,309.70 | 2.66 |
| ANHEUSER-BUSCH COMPANIES INC..... | 12,200 | 684,279.00 | 2.00 |
| ARCHER-DANIELS-MIDLAND CO..... | 18,100 | 546,487.50 | 0.33 |
| ATKININSON (GUY F) CO. CAL..... | 15,000 | 93,750.00 | 0.00 |
| ATLANTIC RICHFIELD CO..... | 6,800 | 709,517.00 | 5.27 |
| BALDWIN TECHNOLOGY INC. CL A..... | 1,500 | 6,310.00 | 0.24 |
| BAXTER INTERNATIONAL INC..... | 14,600 | 568,814.00 | 1.90 |
| BECTON DICKINSON & CO..... | 9,000 | 552,340.60 | 1.89 |
| BELL ATLANTIC CORP..... | 6,100 | 291,379.20 | 5.28 |
| BELLSOUTH CORP..... | 4,900 | 239,830.50 | 5.64 |
| BERKLEY (WR) CORP..... | 14,900 | 411,825.00 | 1.16 |
| BRISTOL-MYERS SQUIBB CO..... | 10,000 | 792,025.00 | 3.03 |
| CAMPBELL SOUP CO..... | 8,100 | 628,629.50 | 0.90 |
| CAROLINA POWER & LIGHT CO..... | 3,800 | 194,066.00 | 5.95 |
| CBS INC..... | 4,300 | 562,262.00 | 0.76 |
| CENDEL CORP..... | 7,300 | 225,657.60 | 2.85 |
| CHAMPION INTERNATIONAL CORP..... | 2,000 | 45,128.12 | 0.89 |
| CHEVRON CORP..... | 10,000 | 666,775.00 | 4.95 |
| COCA-COLA CO..... | 11,100 | 813,576.60 | 1.31 |
| COLGATE-PALMOLIVE CO..... | 11,200 | 507,171.50 | 2.34 |
| COLUMBIA GAS SYSTEMS..... | 4,400 | 78,914.00 | 0.00 |
| CONSOLIDATED NATURAL GAS CO..... | 14,900 | 597,059.90 | 4.69 |
| COOPER INDUSTRIES INC..... | 8,800 | 436,678.50 | 2.34 |
| DEERE & CO..... | 19,600 | 853,197.00 | 4.59 |
| DEVCON INTERNATIONAL CORP..... | 700 | 9,975.00 | 1.40 |
| DISNEY (WALT) CO..... | 3,200 | 349,824.00 | 0.64 |
| DOMINION RESOURCES INC..... | 4,100 | 227,837.00 | 6.41 |
| DOW CHEMICAL CO..... | 7,200 | 360,504.00 | 5.19 |
| DUKE POWER CO..... | 3,700 | 119,584.00 | 5.32 |
| DU PONT (E.I.) DE NEMOURS & CO..... | 10,800 | 477,981.00 | 3.80 |
| EASTMAN KODAK CO..... | 21,700 | 992,731.50 | 4.37 |
| EATON CORP..... | 5,800 | 346,555.80 | 3.68 |
| EMERSON ELECTRIC CO..... | 13,800 | 685,553.50 | 2.78 |
| EQUIFAX INC..... | 15,900 | 224,098.60 | 3.69 |
| EXXON CORP..... | 14,000 | 818,230.00 | 4.59 |
| FLUOR CORP..... | 12,200 | 472,879.00 | 1.03 |
| GENERAL ELECTRIC CO..... | 17,500 | 1,191,225.00 | 3.00 |
| GENERAL MILLS INC..... | 12,500 | 856,639.60 | 2.16 |
| GENERAL MOTORS CORP..... | 12,500 | 364,588.30 | 5.49 |
| GENETICS INSTITUTE..... | 5,000 | 188,125.00 | 0.00 |
| GENUINE PARTS CO..... | 13,900 | 586,843.10 | 3.43 |
| GEORGIA-PACIFIC CORP..... | 10,400 | 520,765.50 | 3.20 |
| GERMANTOWN SAVINGS BANK..... | 1,875 | 26,167.17 | 0.00 |
| GLAXO HOLDINGS PLC SPONSORED ADR..... | 25,000 | 755,050.60 | 1.82 |
| HANSON PLC ADR..... | 24,400 | 444,458.00 | 6.26 |
| HEINZ (H.J.) CO..... | 18,500 | 691,297.00 | 2.89 |

COMMON TRUST FUND
SCHEDULE OF SECURITIES PURCHASED (CONTINUED)
(DECEMBER 1, 1991 THROUGH DECEMBER 31, 1991)

| SECURITY | NO. SHARES, PURCHASED ¹ | TOTAL COST | YIELD AT COST ² |
|---|---------------------------------------|-------------------------|-------------------------------|
| COMMON STOCKS (CONTINUED): | | | |
| HERSHEY FOODS CORP..... | 6,200 | \$ 246,184.00 | 2.47% |
| HEWLETT-PACKARD CO..... | 13,800 | 688,366.00 | 1.00 |
| HUMANA INC..... | 13,900 | 344,998.00 | 3.63 |
| INTEL CORP..... | 7,600 | 342,000.00 | 0.00 |
| INTERNATIONAL BUSINESS MACHINES CORP..... | 7,800 | 677,196.00 | 5.57 |
| INTERNATIONAL PAPER CO..... | 9,100 | 584,756.90 | 2.61 |
| JOHNSON & JOHNSON..... | 6,900 | 734,683.00 | 1.50 |
| K MART CORP..... | 16,800 | 678,383.50 | 4.36 |
| LILLY (ELI) & CO..... | 9,400 | 717,512.20 | 2.62 |
| LIMITED (THE) INC..... | 19,700 | 555,317.80 | 0.99 |
| LOTUS DEVELOPMENT..... | 1,000 | 20,560.00 | 0.00 |
| MCDONALD'S CORP..... | 17,200 | 614,741.50 | 1.04 |
| MELVILLE CORP..... | 8,300 | 328,933.90 | 3.58 |
| MERCK & CO INC..... | 5,800 | 869,681.00 | 1.68 |
| MERRILL LYNCH & CO INC..... | 1,800 | 92,826.00 | 1.94 |
| MICROSOFT CORP..... | 7,800 | 792,764.20 | 0.00 |
| MOBIL CORP..... | 5,600 | 364,392.00 | 4.92 |
| MOTOROLA INC..... | 9,500 | 566,652.50 | 1.27 |
| MULTIMEDIA INC..... | 6,600 | 135,717.94 | 0.00 |
| NYNEX CORP..... | 4,000 | 305,217.50 | 5.98 |
| PACIFIC TELESIS GROUP..... | 6,300 | 261,891.00 | 5.15 |
| PEPSICO INC..... | 20,000 | 631,400.00 | 1.52 |
| PETROLEUM HELICOPTERS-VOTING..... | 12,000 | 156,720.00 | 0.61 |
| PFIZER INC..... | 5,500 | 413,572.50 | 1.76 |
| PHILIP MORRIS COMPANIES INC..... | 14,100 | 1,005,602.10 | 2.94 |
| PHILLIPS PETROLEUM CO..... | 16,900 | 385,333.00 | 4.91 |
| PROCTER & GAMBLE CO..... | 6,200 | 527,634.00 | 2.35 |
| PS GROUP..... | 6,400 | 195,273.00 | 1.97 |
| RICHFOOD HOLDINGS INC..... | 10,400 | 134,500.00 | 0.77 |
| RLI CORP..... | 2,600 | 40,839.10 | 3.06 |
| ROYAL DUTCH PETROLEUM CO..... | 9,000 | 731,019.60 | 4.37 |
| SCECORP HOLDING CO..... | 5,400 | 252,315.50 | 5.82 |
| SCHLUMBERGER LTD..... | 13,200 | 808,781.20 | 1.96 |
| SHELL TRANSPORT & TRADING PLC..... | 7,700 | 411,664.00 | 4.49 |
| SOUTHERN CO..... | 5,800 | 185,281.00 | 6.70 |
| SOUTHWESTERN BELL CORP..... | 3,400 | 206,363.00 | 4.68 |
| STERLING CHEMICALS INC..... | 28,600 | 119,817.03 | 7.16 |
| TEXACO INC..... | 13,300 | 774,049.10 | 5.50 |
| TOPPS CO INC..... | 2,500 | 35,625.00 | 1.68 |
| TOYS "R" US INC..... | 22,600 | 640,194.50 | 0.00 |
| TYCO LABORATORIES INC..... | 700 | 22,045.88 | 1.14 |
| UPJOHN CO..... | 8,400 | 333,438.00 | 3.43 |
| US WEST INC..... | 9,500 | 329,752.50 | 5.99 |
| WALGREEN CO..... | 12,900 | 465,521.10 | 1.44 |
| WARNER-LAMBERT CO..... | 4,600 | 325,197.00 | 2.49 |
| WASTE MANAGEMENT INC..... | 12,700 | 498,789.00 | 1.12 |
| WILLCOX & GIBBS INC..... | 3,700 | 26,557.50 | 1.39 |
| TOTAL COMMON STOCKS..... | | <u>45,485,437.60</u> | <u>2.91</u> |
| OTHER EQUITIES: | | | |
| HELLMAN & FRIEDMAN CAPITAL PNTRS L P LMT PARTNERSHP..... | | 550,000.00 | N/A ³ |
| INTERNATIONAL CARGO NETWORK - LFC 12%..... | | 312.50 | N/A |
| TOTAL OTHER EQUITIES..... | | <u>550,312.50</u> | |
| TOTAL LONG TERM INVESTMENTS..... | | <u>49,272,240.60</u> | <u>3.20%</u> |
| SECURITY | PAR VALUE | TOTAL PRINCIPAL COST | |
| SHORT TERM SECURITIES: | | | |
| GOLDMAN SACHS (Net)..... | \$ 5,048,379.87 | 5,048,379.87 | |
| TOTAL SECURITIES PURCHASED..... | | <u>\$ 54,320,620.47</u> | |

¹ Reflects shares actually purchased. Does not reflect shares received as a result of stock splits and dividends subsequent to date of purchase.

² Yield on Common Stocks based on cost price and indicated dividend rate as of 12/31/91.

³ Current yield is not calculated on Other Equities due to the absence of scheduled interest and dividend payments

COMMON TRUST FUND
EQUITIES -- OTHER CHANGES
(DECEMBER 1-31, 1991)

| <u>STOCK SPLITS, DIVIDENDS AND DISTRIBUTIONS</u> | <u>SHARES RECEIVED</u> |
|--|------------------------|
| Campbell Soup, 2-1 stock split | 34,500.00 |
| Kellogg, 2-1 stock split | 4,300.00 |
| Lawter International, 4-3 stock split | 9,777.67 |
| Mercury Finance, 4-3 stock split | 6,209.00 |

COMMON TRUST FUND
SCHEDULE OF SECURITIES SOLD, CALLED OR MATURED
(DECEMBER 1, 1991 THROUGH DECEMBER 31, 1991)

| SECURITY | PAR VALUE OR NO. SHARES | BOOK VALUE OF HOLDING | NET SALES PROCEEDS | GAIN OR (LOSS) OVER BOOK VALUE |
|--|----------------------------|--------------------------|-----------------------|--------------------------------------|
| LONG TERM SECURITIES: | | | | |
| DEBT SECURITIES | | | | |
| U.S. GOVERNMENT OBLIGATIONS (GUARANTEED): | | | | |
| GNMA PASS-THROUGHS | | | | |
| POOL #000095, 8.00%, DUE 12/15/00. | 209.75 \$ | 216.27 \$ | 209.75 \$ | (6.52) |
| POOL #000163, 8.00%, DUE 2/15/01. | 495.13 | 510.54 | 495.13 | (15.41) |
| POOL #010942, 8.00%, DUE 7/15/06. | 649.59 | 641.04 | 649.59 | 8.55 |
| POOL #013627, 8.00%, DUE 11/15/06. | 676.98 | 674.29 | 676.98 | 2.69 |
| POOL #187121, 9.25%, DUE 10/15/21. | 968.86 | 958.19 | 968.86 | 10.67 |
| POOL #290652, 9.50%, DUE 8/15/20. | 35,312.94 | 35,104.44 | 35,312.94 | 208.50 |
| POOL #233778, 10.00%, DUE 2/15/18. | 15,440.43 | 15,353.76 | 15,440.43 | 86.67 |
| POOL #291147, 10.00%, DUE 5/15/20. | 10,871.79 | 10,871.79 | 10,871.79 | 0.00 |
| POOL #130675, 12.00%, DUE 6/15/15. | 766.56 | 765.60 | 766.56 | 0.96 |
| TOTAL U.S. GOVERNMENT OBLIGATIONS (DIRECT AND GUARANTEED)..... | 65,392.03 | 65,095.92 | 65,392.03 | 296.11 |
| U.S. GOVERNMENT AGENCIES (NON-GUARANTEED): | | | | |
| FED HOME LOAN MTGE CORP BALLOON PARTICIPATION CERTIFICATES | | | | |
| GROUP #080037, 8.50%, DUE 3/01/98 | 10,689.25 | 10,689.25 | 10,689.25 | -0- |
| FEDERAL HOME LOAN MORTGAGE CORP PARTICIPATION CERTIFICATES | | | | |
| GROUP #185618, 11.50%, DUE 7/01/13..... | 102,094.92 | 100,063.97 | 102,094.92 | 2,030.95 |
| GROUP #186030, 12.00%, DUE 7/01/11..... | 72,471.42 | 71,850.20 | 72,471.42 | 621.22 |
| GROUP #186288, 12.00%, DUE 9/01/13..... | 265.65 | 265.59 | 265.65 | 0.06 |
| FEDERAL HOME LOAN MTGE CORP GNOME PARTICIPATION CERTIFICATES | | | | |
| GROUP #200050, 9.00%, DUE 9/01/01 | 42,230.50 | 42,097.82 | 42,230.50 | 132.68 |
| FEDERAL HOME LOAN MTGE CORP MULT-FAM PARTICIPATION CERTIFICATES | | | | |
| GROUP #220022, 9.25%, DUE 6/01/02 | 11,676.64 | 11,562.19 | 11,676.64 | 114.45 |
| GROUP #220023, 9.75%, DUE 8/01/02 | 99,775.05 | 98,693.91 | 99,775.05 | 1,081.14 |
| GROUP #240001, 9.50%, DUE 11/01/97..... | 1,277.60 | 1,262.41 | 1,277.60 | 15.19 |
| FEDERAL HOME LOAN MTGE CORP GNOME PARTICIPATION CERTIFICATES | | | | |
| GROUP #380005, 9.50%, DUE 7/01/02 | 67,143.89 | 67,057.05 | 67,143.89 | 86.84 |
| GROUP #380008, 9.50%, DUE 9/01/02 | 113,043.06 | 112,674.66 | 113,043.06 | 368.40 |
| FEDERAL HOME LOAN MTGE CORP MULT-FAM PARTICIPATION CERTIFICATES | | | | |
| GROUP #490011, 10.00%, DUE 9/01/97..... | 925.20 | 916.06 | 925.20 | 9.14 |
| FEDERAL HOME LOAN MORTGAGE CORP TPM PARTICIPATION CERTIFICATES | | | | |
| GROUP #735015, 10.00%, DUE 6/01/05..... | 10,041.00 | 9,963.07 | 10,041.00 | 77.93 |
| TOTAL U.S. GOVERNMENT AGENCIES (NON-GUARANTEED)..... | 531,634.18 | 527,096.18 | 531,634.18 | 4,538.00 |
| FOREIGN GOVERNMENTS: | | | | |
| ONTARIO CANADA 9.125% DEBS, DUE 6/15/05..... | | | | |
| | 1,000,000.00 | 958,385.12 | 1,031,000.00 | 72,614.88 |
| CORPORATE BONDS: | | | | |
| APPLETREE MARKETS INC (SAFEWAY) 9.00% PURCHASE LEASE, DUE 5/01/96..... | | | | |
| | 4,467.59 | 4,467.59 | 4,467.59 | -0- |
| C I T FINANCIAL CORP 9.85% SR SUB DEBS, DUE 8/15/04.. | | | | |
| | 630,000.00 | 629,304.02 | 640,080.00 | 10,775.98 |
| GEORGIA POWER CO 10.50% 1ST MTGE, DUE 2/01/09.... | | | | |
| | 3,000,000.00 | 2,642,064.83 | 3,184,800.00 | 542,735.17 |
| TOTAL CORPORATE BONDS..... | 3,634,467.59 | 3,275,836.44 | 3,829,347.59 | 553,511.15 |
| TOTAL DEBT SECURITIES | 5,231,493.80 | 4,826,413.66 | 5,457,373.80 | 630,960.14 |

COMMON TRUST FUND
 SCHEDULE OF SECURITIES SOLD, CALLED OR MATURED (CONTINUED)
 (DECEMBER 1, 1991 THROUGH DECEMBER 31, 1991)

| SECURITY | NO. SHARES | BOOK VALUE OF HOLDING | NET SALES PROCEEDS | GAIN (LOSS) OVER BOOK VALUE |
|---|------------|--------------------------|------------------------|-----------------------------------|
| EQUITY SECURITIES | | | | |
| COMMON STOCKS: | | | | |
| AMWEST INSURANCE GROUP INC..... | 600 | \$ 6,853.60 | \$ 6,099.78 | \$ (753.82) |
| CALFED INC..... | 17,400 | 80,475.00 | 26,961.59 | (53,513.41) |
| FEDERAL HOME LOAN MTG. CORP..... | 800 | 48,126.71 | 81,717.27 | 33,590.56 |
| FIDELITY NATIONAL FINL INC..... | 1,020 | 9,566.75 | 14,638.54 | 5,071.79 |
| FIRST ILLINOIS CORP..... | 17,000 | 109,278.45 | 252,875.00 | 143,596.55 |
| GOODYEAR TIRE & RUBBER CO..... | 700 | 26,775.00 | 34,669.11 | 7,894.11 |
| LILLIAN VERNON CORP..... | 200 | 2,152.10 | 2,839.90 | 687.80 |
| MCDONNELL DOUGLAS CORP..... | 1,400 | 77,875.00 | 102,651.43 | 24,776.43 |
| NATIONAL CONVENIENCE STORES INC.. | 40,000 | 377,755.65 | 9,648.64 | (368,107.01) |
| PET INC..... | 16,800 | 312,578.93 | 341,019.21 | 28,440.28 |
| SUPERIOR INDUS INT'L..... | 4,064 | 42,286.17 | 125,940.81 | 83,654.64 |
| TOTAL COMMON STOCKS..... | | <u>1,093,723.36</u> | <u>999,061.28</u> | <u>(94,662.08)</u> |
| OTHER EQUITIES: | | | | |
| CAROTEX TRUST II | | | | |
| LMT PARTNERSHP..... | | 19,074.00 | 19,074.00 | -0- |
| CHEYENNE III BRDG LN CHEV UNPROMT IN ROYALTY PURCHS..... | | 1,432.50 | 1,432.50 | -0- |
| CHEYENNE PARTNERS | | | | |
| LMT PARTNERSHP..... | | 38,306.71 | 38,306.71 | -0- |
| CHEYENNE II | | | | |
| ROYALTY PURCHS..... | | 33,843.61 | 33,843.61 | -0- |
| GN PARTNERS | | | | |
| LMT PARTNERSHP..... | | 4,152.27 | 59,887.60 | 55,735.33 |
| GOLDSTON OIL-GLADEWATER JETER MINERAL ROYAL..... | | 8,885.95 | 8,885.95 | -0- |
| GOLDSTON OIL GLADEWATER JETER/ROYAL LMT PARTNERSHP..... | | 884.09 | 884.09 | -0- |
| SARATOGA PARTNERS II, L.P. | | | | |
| LMT PARTNERSHP..... | | 140,074.24 | 971,389.98 | 831,315.74 |
| INTERNATIONAL CARGO NETWORK - LFC 12% WRITE DOWN DUE TO PERMANENT DECLINE IN VALUE | | <u>312.50</u> | <u>0.00</u> | <u>(312.50)</u> |
| TOTAL OTHER EQUITIES..... | | <u>246,965.87</u> | <u>1,133,704.44</u> | <u>886,738.57</u> |
| TOTAL EQUITY SECURITIES | | <u>1,340,689.23</u> | <u>2,132,765.72</u> | <u>792,076.49</u> |
| TOTAL CASH SALES, CALLS, OR MATURITIES | | <u>\$ 6,167,102.89</u> | <u>\$ 7,590,139.52</u> | <u>\$ 1,423,036.63</u> |

COMMON TRUST FUND
SUMMARY OF SECURITIES TRANSACTIONS
(January 1-31, 1992)

REPORT ON SECURITIES TRANSACTIONS. -- The following securities transactions have been made for the Common Trust Fund in January, 1992. The Executive Vice Chancellor for Asset Management recommends approval by the Board of Regents of these transactions.

| <u>PURCHASES:</u> | <u>COST (BOOK VALUE)</u> | <u>YIELD AT COST</u> |
|---|------------------------------|---------------------------|
| DEBT SECURITIES-- | | |
| Foreign Governments | \$ 369,727.50 | 8.53% |
| Corporate Bonds | <u>3,497,500.00</u> | <u>8.38%</u> |
| TOTAL DEBT SECURITIES | <u>3,867,227.50</u> | <u>8.40%</u> |
| EQUITY SECURITIES-- | | |
| Convertible Preferred Stocks | 90,839.00 | 10.47% |
| Common Stocks | 2,459,064.79 | 3.54% ¹ |
| Other Equities | <u>1,810,377.53</u> | <u>N/A</u> ² |
| TOTAL EQUITY SECURITIES | <u>4,360,281.32</u> | <u>2.21%</u> |
| TOTAL ACQUISITIONS | <u>\$ 8,227,508.82</u> | <u>5.12%</u> |
| | | |
| <u>SALES:</u> | <u>PROCEEDS</u> | <u>GAIN OR (LOSS)</u> |
| DEBT SECURITIES-- | | |
| U. S. Govt. Obligations (Gtd.) | \$ 86,349.07 | \$ 286.00 |
| U. S. Govt. Agencies (Non-Gtd.) | 492,073.18 | 2,032.29 |
| Corporate Bonds | 1,500,000.00 | 23,952.35 |
| Bond Exchanges (Net) | <u>4,854.08</u> | <u>0.00</u> |
| TOTAL DEBT SECURITIES | <u>2,083,276.33</u> | <u>26,270.64</u> |
| EQUITY SECURITIES-- | | |
| Common Stocks | 4,142,969.75 | 718,216.45 |
| Other Equities | <u>419,992.93</u> | <u>(180,155.33)</u> |
| TOTAL EQUITY SECURITIES | <u>4,562,962.68</u> | <u>538,061.12</u> |
| TOTAL LONG TERM SECURITIES | 6,646,239.01 | 564,331.76 |
| <u>SHORT TERM SECURITIES/INVESTMENTS:</u> | | |
| Goldman Sachs (Net) | <u>1,639,209.65</u> | <u>0.00</u> |
| TOTAL DISPOSITIONS | <u>\$ 8,285,448.66</u> | <u>\$ 564,331.76</u> |

¹ Yield on Common Stocks is based on cost price and indicated dividend rate as of 01/31/92.

² Current Yield is not calculated on Private Placements due to the absence of scheduled interest and dividend payments.

COMMON TRUST FUND
Comparison Summary of Assets

January 31, 1991

January 31, 1992

| Security | Book Value | Book Yield | Market Value | Market Yield | Book Value | Book Yield | Market Value | Market Yield |
|---------------------------------|-------------------|------------|-------------------|--------------|-------------------|------------|-------------------|--------------|
| LONG TERM SECURITIES: | | | | | | | | |
| DEBT SECURITIES -- | | | | | | | | |
| U. S. GOVT. OBLIGATIONS: | | | | | | | | |
| Direct-Treasuries | \$ 51,577,202.73 | 10.13% | \$ 56,867,245.00 | 7.83% | \$ 54,124,178.76 | 9.98% | \$ 61,160,124.00 | 6.31% |
| Gld.-Various Bonds | 11,297,347.46 | 9.82% | 11,705,103.68 | 9.55% | 10,697,121.99 | 9.79% | 11,521,294.48 | 8.92% |
| TOTAL U. S. Govts | 62,874,550.19 | 10.08% | 68,572,348.68 | 8.12% | 64,821,300.75 | 9.95% | 72,681,418.48 | 6.73% |
| U. S. GOVT. AGENCIES: | | | | | | | | |
| Non-Guaranteed | 77,327,841.57 | 9.73% | 79,503,997.35 | 9.40% | 86,161,619.91 | 9.57% | 89,673,320.05 | 8.72% |
| CORPORATE BONDS | 218,287,156.46 | 10.22% | 221,877,605.26 | 10.14% | 246,380,906.06 | 9.88% | 264,616,706.90 | 8.73% |
| TOTAL DEBT SECURITIES | 358,489,548.22 | 10.09% | 369,953,951.29 | 9.61% | 397,363,826.72 | 9.83% | 426,971,445.43 | 8.39% |
| PREPARED STOCKS | 1,278,072.93 | 12.43% | 1,648,375.00 | 9.64% | 1,168,718.31 | 13.47% | 1,833,662.50 | 8.58% |
| TOTAL FIXED INCOME SECURITIES | 359,767,621.15 | 10.10% | 371,602,326.29 | 9.61% | 398,532,545.03 | 9.84% | 428,805,107.93 | 8.39% |
| EQUITY SECURITIES -- | | | | | | | | |
| Convertible Debentures | 847,260.24 | 18.62% | 623,750.00 | 25.29% | 104,589.04 | 21.16% | 51,000.00 | 43.41% |
| Convertible Preferred Stocks | 195,968.93 | 11.40% | 263,325.00 | 8.48% | 1,677,191.91 | 9.66% | 2,185,147.75 | 7.41% |
| Common Stocks | 154,183,986.96 | 3.41% | 167,361,462.84 | 3.14% | 284,515,313.04 | 2.99% | 316,038,115.34 | 2.69% |
| Other Equities | 47,545,676.56 | 0.00% | 47,545,676.56 | 0.00% | 50,531,456.89 | 0.00% | 50,531,456.89 | 0.00% |
| TOTAL EQUITY SECURITIES | 202,772,892.69 | 2.68% | 215,794,214.40 | 2.52% | 336,828,550.88 | 2.58% | 368,805,719.98 | 2.36% |
| REAL ESTATE | 2,675,000.00 | 6.00% | 2,675,000.00 | 6.00% | 2,675,000.00 | 6.00% | 2,790,000.00 | 6.00% |
| TOTAL LONG TERM | 565,215,513.84 | 7.42% | 590,071,540.69 | 7.00% | 738,036,095.91 | 6.51% | 800,400,827.91 | 5.60% |
| CASH & EQUIVALENT: | | | | | | | | |
| U. S. Governments (Dir & Gld) | 0.00 | 0.00% | 0.00 | 0.00% | 997,689.69 | 8.27% | 1,019,060.00 | 4.24% |
| U. S. Governments (Non-Gld) | 0.00 | 0.00% | 0.00 | 0.00% | 998,940.38 | 11.87% | 1,018,750.00 | 3.76% |
| Corporate Bonds | 2,558,376.30 | 13.11% | 2,588,828.95 | 8.02% | 8,954,167.88 | 11.03% | 9,214,233.50 | 7.01% |
| Short Term Investment Funds | 102,520,336.10 | 7.30% | 102,520,336.10 | 7.30% | 49,402,211.04 | 4.49% | 49,402,211.04 | 4.49% |
| CASH | 2.90 | 0.00% | 2.90 | 0.00% | 0.00 | 0.00% | 0.00 | 0.00% |
| TOTAL SHORT TERM | 105,078,715.30 | 7.45% | 105,109,167.95 | 7.32% | 60,353,008.99 | 5.64% | 60,654,254.54 | 4.85% |
| TOTAL ASSETS, CASH & EQUIVALENT | \$ 670,294,229.14 | 7.42% | \$ 695,180,708.64 | 7.05% | \$ 798,389,104.90 | 6.45% | \$ 861,055,082.45 | 5.55% |
| UNIT MARKET VALUE | | | \$ 2.7631704 | | | | \$ 3.1072724 | |

L & I 38

2320

COMMON TRUST FUND
SUMMARY OF INCOME FROM INVESTMENTS
January 1-31, 1992

| | CASH | ACCRUED | TOTAL |
|---|------------------------|----------------------|------------------------|
| FROM FIXED INCOME SECURITIES | | | |
| U. S. Treasuries | \$ 150,855.57 | \$ 253,209.58 | \$ 404,065.15 |
| U. S. Govt. Obligations (Gtd.) | 83,542.45 | (6,166.51) | 77,375.94 |
| U. S. Govt. Agencies (Non-Gtd) | 684,449.16 | 13,526.40 | 697,975.56 |
| Corporate Bonds | 1,590,517.50 | 444,325.83 | 2,034,843.33 |
| Preferred Stocks | <u>12,812.50</u> | <u>0.00</u> | <u>12,812.50</u> |
| Total from Fixed Income Securities | <u>2,522,177.18</u> | <u>704,895.30</u> | <u>3,227,072.48</u> |
| FROM EQUITY SECURITIES | | | |
| Convertible Debentures | 0.00 | 7,372.50 | 7,372.50 |
| Convertible Preferred Stocks | 32,328.13 | 0.00 | 32,328.13 |
| Common Stocks | 477,272.09 | 0.00 | 477,272.09 |
| Other Equities | <u>31,012.38</u> | <u>0.00</u> | <u>31,012.38</u> |
| Total from Equity Securities | <u>540,612.60</u> | <u>7,372.50</u> | <u>547,985.10</u> |
| FROM REAL ESTATE | <u>(85,068.06)</u> | <u>0.00</u> | <u>(85,068.06)</u> |
| Total From Long Term Investments | <u>2,977,721.72</u> | <u>712,267.80</u> | <u>3,689,989.52</u> |
| FROM SHORT TERM INVESTMENTS | | | |
| Short Term Investment Fund - Goldman Sachs Securities Lending | 354,304.30 | (147,625.71) | 206,678.59 |
| | <u>25,970.19</u> | <u>0.00</u> | <u>25,970.19</u> |
| Total From Short Term Investments | <u>380,274.49</u> | <u>(147,625.71)</u> | <u>232,648.78</u> |
| TOTAL INCOME FROM INVESTMENTS | <u>\$ 3,357,996.21</u> | <u>\$ 564,642.09</u> | <u>\$ 3,922,638.30</u> |

INTEREST ACCRUED

| | As of 01/31/92 | As of 12/31/91 | NET |
|--|------------------------|------------------------|----------------------|
| U. S. Treasuries | \$ 1,504,497.93 | \$ 1,251,288.35 | \$ 253,209.58 |
| U. S. Govt. Obligations (Gtd.) | 60,024.48 | 66,190.99 | (6,166.51) |
| U. S. Govt. Agencies (Non-Gtd) | 565,610.66 | 552,084.26 | 13,526.40 |
| Corporate Bonds | 6,646,505.01 | 6,202,179.18 | 444,325.83 |
| Convertible Debentures | 18,319.50 | 10,947.00 | 7,372.50 |
| Short Term Investment Fund - Goldman Sachs | <u>206,530.21</u> | <u>354,155.92</u> | <u>(147,625.71)</u> |
| | <u>\$ 9,001,487.79</u> | <u>\$ 8,436,845.70</u> | <u>\$ 564,642.09</u> |

COMMON TRUST FUND
STATEMENT OF CASH RECEIPTS AND DISBURSEMENTS
(January 1-31, 1992)

CASH RECEIPTS

| | | |
|---|---------------------|------------------------|
| RECEIPTS FROM SALES OF SECURITIES: | | |
| Common Stocks | \$ 4,131,726.92 | |
| Prior Month Corrections - | | |
| Cupertino | 5.43 | |
| Lawler | 8.03 | |
| Tele-Communication | 6.04 | |
| Mercury Finance | 22.17 | |
| Return of Capital - Comcast | 1,085.88 | |
| Liquidating Payment - UC Corp | 9,306.00 | |
| Proceeds Received From Class Action Suit - | | |
| Philips NV | 809.28 | |
| Other Equities | 351,523.47 | |
| Prior Month Correction - Morningstar | 68,469.46 | |
| Short Term Investment Fund - | | |
| Goldman Sachs (Net) | <u>1,639,209.65</u> | |
| Total | | \$ 6,202,172.33 |
| RECEIPTS FROM MATURING SECURITIES AND AMORTIZATION: | | |
| U. S. Govt. Obligations (Gtd.) | 86,349.07 | |
| U. S. Govt. Agencies (Non-Gtd.) | 492,073.18 | |
| Corporate Bonds | 1,500,000.00 | |
| Bond Exchanges (Net) | <u>4,854.08</u> | |
| Total | | 2,083,276.33 |
| Net Amortization on Bonds | | |
| (Discount in Excess of Premium) | | <u>(57,939.84)</u> |
| Total Cash Receipts | | 8,227,508.82 |
| CASH ON HAND: | | |
| December 31, 1991 | 0.00 | |
| January 31, 1992 | <u>0.00</u> | <u>0.00</u> |
| Total Cash Accounted For | | <u>\$ 8,227,508.82</u> |

CASH DISBURSEMENTS

| | | |
|-----------------------------|--|------------------------|
| ASSETS PURCHASED: | | |
| Foreign Governments | | \$ 369,727.50 |
| (\$375,000 par value) | | |
| Corporate Bonds | | 3,497,500.00 |
| (\$3,500,000 par value) | | |
| Convertible Preferred Stock | | 90,839.00 |
| (1,900 shares) | | |
| Common Stock | | 2,459,064.79 |
| (101,265 shares) | | |
| Other Equities | | <u>1,810,377.53</u> |
| Total Cash Disbursements | | <u>\$ 8,227,508.82</u> |

COMMON TRUST FUND
SUMMARYBook Value of The Common Trust Fund

| | | |
|---|-------------------|--------------------------|
| December 31, 1991 Balance | | \$ 797,824,773.14 |
| Additions: | | |
| Net Additions (Withdrawals) to the CTF | | |
| Cash | \$ 0.00 | |
| Realized Net Gain or (Loss) on Security Transactions | <u>564,331.76</u> | <u>564,331.76</u> |
| January 31, 1992 Balance | | <u>\$ 798,389,104.90</u> |

NUMBER OF UNITS*

| | | |
|----------------------------------|--------------|--------------------|
| December 31, 1991 Balance | | 277,109,621 |
| Net Donations (01/01/92) | \$ 0.00 | |
| Market Value per Unit (11/30/91) | \$ 3.0035708 | |
| Net Units Added (01/01/92) | | 0 |
| Accounting Adjustments | | <u>0</u> |
| January 31, 1992 Balance | | <u>277,109,621</u> |

DISTRIBUTIONS TO UNIT HOLDERS*
(January 1-31, 1992)

| | |
|----------------------------------|----------------|
| Distribution from Current Income | \$ 0.00 |
| Distribution from Income Reserve | <u>0.00</u> |
| Total Distribution | <u>\$ 0.00</u> |

* Units are added to the CTF quarterly on 3/1, 6/1, 9/1, and 12/1. Distribution is paid quarterly on 2/28, 5/31, 8/31 and 11/30.

COMMON TRUST FUND
SCHEDULE OF SECURITIES PURCHASED
(JANUARY 1, 1992 THROUGH JANUARY 31, 1992)

| SECURITY | PAR VALUE | TOTAL PRINCIPAL COST | YIELD AT COST |
|--|------------------------|-------------------------|------------------|
| LONG TERM SECURITIES: | | | |
| DEBT SECURITIES | | | |
| FOREIGN GOVERNMENTS: | | | |
| HYDRO QUEBEC ELECTRIC COMMISSION 8.40% DEBS., 01/15/22..... | \$ 375,000.00 | \$ 369,727.50 | 8.53% |
| CORPORATE BONDS: | | | |
| COMMONWEALTH EDISON CO 8.25% 1ST MTGE, DUE 12/01/07..... | 1,000,000.00 | 1,000,000.00 | 8.25 |
| ML TRUST #1 8.40% FHLMC CMO 11-F, DUE 7/20/18..... | 1,000,000.00 | 997,500.00 | 8.42 |
| ONEOK INC 8.44% SENIOR NOTES, DUE 1/31/04..... | <u>1,500,000.00</u> | <u>1,500,000.00</u> | <u>8.44</u> |
| TOTAL CORPORATE BONDS..... | <u>3,500,000.00</u> | <u>3,497,500.00</u> | <u>8.38</u> |
| TOTAL DEBT SECURITIES..... | <u>\$ 3,875,000.00</u> | <u>3,867,227.50</u> | <u>8.40</u> |

| SECURITY | NO. SHARES, PURCHASED ¹ | TOTAL COST | YIELD AT COST ² |
|---|---------------------------------------|------------------------|-------------------------------|
| EQUITY SECURITIES | | | |
| CONVERTIBLE PREFERRED STOCKS: | | | |
| USF&G CORP CONV PFD C COMMON STOCK..... | 1,900 | <u>90,839.00</u> | <u>10.47</u> |
| COMMON STOCKS: | | | |
| ALLIANT TECHSYSTEMS, INC..... | 3,600 | 81,239.60 | 0.00 |
| AMERICAN BRANDS INC..... | 7,185 | 314,063.46 | 4.00 |
| AUTODESK, INC..... | 1,300 | 48,365.46 | 1.29 |
| BALDWIN TECHNOLOGY INC. CL A..... | 2,000 | 9,600.00 | 0.21 |
| BELLSOUTH CORP..... | 1,200 | 59,634.00 | 5.55 |
| CAMPBELL SOUP CO..... | 6,100 | 231,960.00 | 1.84 |
| CAROLINA POWER & LIGHT CO..... | 4,800 | 237,186.00 | 6.39 |
| DUKE POWER CO..... | 1,800 | 57,051.00 | 5.43 |
| GREAT ATLANTIC & PACIFIC TEA CO..... | 3,180 | 82,626.26 | 3.08 |
| HERSHEY FOODS CORP..... | 4,200 | 175,994.00 | 2.34 |
| LA QUINTA MOTOR INNS INC..... | 6,000 | 87,300.00 | 0.00 |
| LUBY'S CAFETERIAS INC..... | 19,500 | 291,888.44 | 3.34 |
| MERCHANTS GROUP INC..... | 600 | 8,586.00 | 0.00 |
| NYNEX CORP..... | 800 | 60,956.00 | 5.98 |
| RLI CORP..... | 1,200 | 20,435.60 | 2.82 |
| ROWAN COMPANIES INC..... | 5,500 | 31,552.50 | 0.00 |
| RUSS BERRIE & CO INC..... | 1,100 | 20,405.00 | 3.23 |
| SCECORP HOLDING CO..... | 4,100 | 176,587.00 | 6.32 |
| STERLING CHEMICALS INC..... | 21,500 | 102,622.67 | 6.29 |
| WARNER-LAMBERT CO..... | 4,900 | 351,918.30 | 2.45 |
| WILCOX & GIBBS INC..... | 700 | 5,022.50 | 1.39 |
| PRIOR MONTH CORRECTION - IBP RIGHTS..... | | 4,031.00 | 0.00 |
| BALDWIN..... | | <u>40.00</u> | <u>0.00</u> |
| TOTAL COMMON STOCKS..... | | <u>2,459,064.79</u> | <u>3.54</u> |
| OTHER EQUITIES: | | | |
| ELECTRA PRIVATE EQUITY PARTNERS D..... | | 269,250.00 | N/A ³ |
| INT'L CARGO NETWORK-LFC 12% SUB DEBT PROJECT FINANC..... | | 1,015.59 | N/A |
| WHITNEY 1990 EQUITY FUND, L.P. LMT PARTNERSHP..... | | 62,500.00 | N/A |
| WINGATE PARTNERS, L.P. LMT PARTNERSHP..... | | <u>1,477,611.94</u> | N/A |
| TOTAL OTHER EQUITIES:..... | | <u>1,810,377.53</u> | |
| TOTAL EQUITIES SECURITIES..... | | <u>4,360,281.32</u> | <u>2.21</u> |
| TOTAL SECURITIES PURCHASED..... | | <u>\$ 8,227,508.82</u> | <u>5.12%</u> |

¹ Reflects shares actually purchased. Does not reflect shares received as a result of stock splits and dividends subsequent to date of purchase.

² Yield on Common Stocks based on cost price and indicated dividend rate as of 01/31/92.

³ Current yield is not calculated on Other Equities due to the absence of scheduled interest and dividend payments.

COMMON TRUST FUND
EQUITIES -- OTHER CHANGES
(JANUARY 1 - 31, 1992)

| <u>STOCK SPLITS, DIVIDENDS AND DISTRIBUTIONS</u> | <u>SHARES RECEIVED</u> |
|---|------------------------|
| Dominion Resources Inc. 3-2 stock split | 10,650 |
| McCormick & Co. Inc. - Non Voting 2-1 stock split | 25,000 |

COMMON TRUST FUND
SCHEDULE OF SECURITIES SOLD, CALLED OR MATURED
(JANUARY 1, 1992 THROUGH JANUARY 31, 1992)

| SECURITY | PAR VALUE OR NO. SHARES | BOOK VALUE OF HOLDING | NET SALES PROCEEDS | GAIN OR (LOSS) OVER BOOK VALUE |
|--|----------------------------|--------------------------|-----------------------|--------------------------------------|
| LONG TERM SECURITIES | | | | |
| DEBT SECURITIES | | | | |
| U.S. GOVERNMENT OBLIGATIONS (GUARANTEED): | | | | |
| GNMA PASS-THROUGHS | | | | |
| POOL #000095, 8.00%, DUE 12/15/00. | \$ 211.23 | \$ 217.55 | \$ 211.23 | \$ (6.32) |
| POOL #000163, 8.00%, DUE 2/15/01.. | 1,805.29 | 1,861.48 | 1,805.29 | (56.19) |
| POOL #010942, 8.00%, DUE 7/15/06.. | 654.19 | 645.58 | 654.19 | 8.61 |
| POOL #013627, 8.00%, DUE 11/15/06. | 681.78 | 679.07 | 681.78 | 2.71 |
| POOL #187121, 9.25%, DUE 10/15/21. | 976.52 | 965.80 | 976.52 | 10.72 |
| POOL #290652, 9.50%, DUE 8/15/20.. | 1,797.49 | 1,786.88 | 1,797.49 | 10.61 |
| POOL #233778, 10.00%, DUE 2/15/18. | 56,094.77 | 55,779.88 | 56,094.77 | 314.89 |
| POOL #291147, 10.00%, DUE 5/15/20. | 23,353.26 | 23,353.26 | 23,353.26 | -0- |
| POOL #130675, 12.00%, DUE 6/15/15. | 774.54 | 773.57 | 774.54 | 0.97 |
| TOTAL GNMA PASS-THROUGHS..... | 86,349.07 | 86,063.07 | 86,349.07 | 286.00 |
| U.S. GOVERNMENT AGENCIES (NON-GUARANTEED): | | | | |
| FED HOME LOAN MTGE CORP BALLOON PARTICIPATION CERTIFICATES | | | | |
| GROUP #080037, 8.50%, DUE 3/01/98 | 10,652.24 | 10,652.24 | 10,652.24 | -0- |
| FEDERAL HOME LOAN MORTGAGE CORP PARTICIPATION CERTIFICATES | | | | |
| GROUP #185618, 11.50%, DUE 7/01/13..... | 709.95 | 695.83 | 709.95 | 14.12 |
| GROUP #18603D, 12.00%, DUE 7/01/11..... | 29,264.74 | 29,013.88 | 29,264.74 | 250.86 |
| GROUP #186288, 12.00%, DUE 9/01/13..... | 40,469.55 | 40,460.50 | 40,469.55 | 9.05 |
| FEDERAL HOME LOAN MTGE CORP GNOME PARTICIPATION CERTIFICATES | | | | |
| GROUP #20005D, 9.00%, DUE 9/01/01 | 54,732.42 | 54,560.46 | 54,732.42 | 171.96 |
| FEDERAL HOME LOAN MTGE CORP MULT-FAM PARTICIPATION CERTIFICATES | | | | |
| GROUP #220022, 9.25%, DUE 6/01/02 | 48,950.08 | 48,470.29 | 48,950.08 | 479.79 |
| GROUP #220023, 9.75%, DUE 8/01/02 | 15,632.65 | 15,463.26 | 15,632.65 | 169.39 |
| GROUP #240001, 9.50%, DUE 11/01/97..... | 1,263.40 | 1,248.38 | 1,263.40 | 15.02 |
| FEDERAL HOME LOAN MTGE CORP GNOME PARTICIPATION CERTIFICATES | | | | |
| GROUP #380005, 9.50%, DUE 7/01/02 | 85,080.45 | 84,970.41 | 85,080.45 | 110.04 |
| GROUP #380008, 9.50%, DUE 9/01/02 | 177,430.50 | 176,852.27 | 177,430.50 | 578.23 |
| FEDERAL HOME LOAN MTGE CORP MULT-FAM PARTICIPATION CERTIFICATES | | | | |
| GROUP #490011, 10.00%, DUE 9/01/97..... | 8,208.80 | 8,127.70 | 8,208.80 | 81.10 |
| FEDERAL HOME LOAN MORTGAGE CORP TPM PARTICIPATION CERTIFICATES | | | | |
| GROUP #735015, 10.00%, DUE 6/01/05..... | 19,678.40 | 19,525.67 | 19,678.40 | 152.73 |
| TOTAL U.S. GOVERNMENT AGENCIES (NON-GUARANTEED)..... | 492,073.18 | 490,040.89 | 492,073.18 | 2,032.29 |
| CORPORATE BONDS: | | | | |
| ARIZONA PUBLIC SERVICE CO 12.00% 1ST MTGE, DUE 1/15/95.... | 1,500,000.00 | 1,476,047.65 | 1,500,000.00 | 23,952.35 |
| TOTAL DEBT SECURITIES | 2,078,422.25 | 2,052,151.61 | 2,078,422.25 | 26,270.64 |
| EQUITY SECURITIES | | | | |
| COMMON STOCKS: | | | | |
| ALEXANDER & ALEXANDER SERVICES INC..... | | | | |
| INC..... | 2,200.00 | 53,977.13 | 48,862.56 | (5,114.57) |
| AMERICAN HOME PRODUCTS CORP..... | | | | |
| ATLAS CORP..... | 1,500.00 | 97,125.00 | 119,054.17 | 21,929.17 |
| ATLAS CORP..... | 3,320.00 | 55,937.98 | 19,995.94 | (35,942.04) |
| CENTEL CORP..... | 4,900.00 | 155,660.60 | 231,164.48 | 75,503.88 |
| FIDELITY NATIONAL FINL INC..... | 2,100.00 | 19,696.25 | 39,753.66 | 20,057.41 |
| GENERAL ELECTRIC CO..... | 33,200.00 | 2,299,282.96 | 2,572,591.33 | 273,308.37 |
| GENETICS INSTITUTE..... | 2,536.46 | 95,434.31 | 100,000.00 | 4,565.69 |
| INTERMARK INC..... | 17,400.00 | 52,896.00 | 12,527.55 | (40,368.45) |
| LAWYERS TITLE CORP..... | 1,770.00 | 17,718.26 | 24,092.00 | 6,373.74 |
| LILLIAN VERNON CORP..... | 11,800.00 | 126,973.91 | 175,393.31 | 48,419.40 |
| MBNA CORP..... | 2,500.00 | 56,250.00 | 102,357.08 | 46,107.08 |
| MCCAW CELLULAR COMMUNICATIONS INC | 16,853.00 | 213,201.71 | 470,278.41 | 257,076.70 |
| MOTOROLA INC..... | 200.00 | 13,625.00 | 15,724.25 | 2,099.25 |
| ORACLE SYSTEMS CORP..... | 2,200.00 | 24,750.00 | 41,287.48 | 16,537.48 |
| PFIZER INC..... | 2,000.00 | 131,000.00 | 158,644.70 | 27,644.70 |
| PRIOR MONTH CORRECTIONS - | | | | |
| CUPERTINO..... | 0.70 | 7.76 | 5.43 | (2.33) |
| LAWYER..... | 0.67 | 5.40 | 8.03 | 2.63 |
| TELE-COMMUNICATIONS..... | 0.44 | 5.46 | 6.04 | 0.58 |
| MERCURY FINANCE..... | 1.00 | 4.41 | 22.17 | 17.76 |

COMMON TRUST FUND
 SCHEDULE OF SECURITIES SOLD, CALLED OR MATURED (CONTINUED)
 (JANUARY 1, 1992 THROUGH JANUARY 31, 1992)

| SECURITY | NO. SHARES | BOOK VALUE OF HOLDING | NET SALES PROCEEDS | GAIN OR (LOSS) OVER BOOK VALUE |
|--|------------|--------------------------|------------------------|--------------------------------------|
| COMMON STOCKS:(CONTINUED) | | | | |
| LIQUIDATING PAYMENT - UC CORP..... | 0.00 | \$ 9,306.00 | \$ 9,306.00 | \$ 0.00 |
| RETURN OF CAPITAL - COMCAST..... | 0.00 | 1,085.88 | 1,085.88 | 0.00 |
| PROCEEDS RECEIVED FROM CLASS ACTION SUIT - PHILIPS NV..... | 0.00 | <u>809.28</u> | <u>809.28</u> | <u>0.00</u> |
| TOTAL COMMON STOCKS..... | | <u>3,424,753.30</u> | <u>4,142,969.75</u> | <u>718,216.45</u> |
| OTHER EQUITIES: | | | | |
| CHEYENNE III BRDG LN CHEV UNPROMT IN ROYALTY PURCHS..... | | 16,112.93 | 16,112.93 | -0- |
| CHEYENNE PARTNERS LMT PARTNERSHP..... | | 25,173.32 | 25,173.32 | -0- |
| CHEYENNE II ROYALTY PURCHS..... | | 41,453.64 | 41,453.64 | -0- |
| GOLDSTON OIL-GLADEWATER JETER MINERAL ROYAL..... | | 8,585.95 | 8,585.95 | -0- |
| GOLDSTON OIL GLADEWATER JETER/ROYAL LMT PARTNERSHP..... | | 971.27 | 971.27 | -0- |
| HELLMAN & FRIEDMAN CAPITAL PNTRS L P LMT PARTNERSHP..... | | 129,022.00 | 129,022.00 | -0- |
| TCW SPECIAL PLACEMENT FUND II LMT PARTNERSHP..... | | 377,813.56 | 130,204.36 | (247,609.20) |
| PRIOR MONTH CORRECTION - MORNINGSTAR INTERNATIONAL CARGO NETWORK - LFC 12%: WRITE DOWN DUE TO PERMANENT DECLINE IN VALUE..... | | 0.00 | 68,469.46 | 68,469.46 |
| | | <u>1,015.59</u> | <u>0.00</u> | <u>(1,015.59)</u> |
| TOTAL OTHER EQUITIES..... | | <u>600,148.26</u> | <u>419,992.93</u> | <u>(180,155.33)</u> |
| TOTAL EQUITY SECURITIES | | <u>4,024,901.56</u> | <u>4,562,962.68</u> | <u>538,061.12</u> |
| TOTAL LONG TERM SECURITIES..... | | | | |
| CALLS, OR MATURITIES | | 6,077,053.17 | 6,641,384.93 | 564,331.76 |
| SHORT TERM SECURITIES: | | | | |
| GOLDMAN SACHS (Net)..... | | <u>1,639,209.65</u> | <u>1,639,209.65</u> | <u>0.00</u> |
| TOTAL CASH SALES, CALLS, OR MATURITIES..... | | <u>\$ 7,716,262.82</u> | <u>\$ 8,280,594.58</u> | <u>\$ 564,331.76</u> |

COMMON TRUST FUND
SUMMARY OF BOND EXCHANGES
(JANUARY 1 - 31, 1992)

BOOK VALUE

| EXCHANGES | PAR VALUE EXCHANGED | ISSUE EXCHANGED | ISSUE RECEIVED | PRINCIPAL TAKEDOUT (PAYUP) | INCREASE IN ANNUAL ¹ INCOME |
|----------------------|------------------------|--------------------|-------------------|----------------------------------|--|
| CORPORATE BONDS FOR: | | | | | |
| CORPORATE BONDS..... | \$ 56,000 | \$ 48,957.42 | \$ 44,103.34 | \$ 4,854.08 | \$ 54.41 |

¹ Total income improvement represents improvement with takeout (Payup) considered at current investment rates.

III. MEDICAL LIABILITY SELF-INSURANCE FUND

MEDICAL LIABILITY SELF-INSURANCE FUND
SUMMARY OF SECURITIES TRANSACTIONS
(December 1-31, 1991)

REPORT ON SECURITIES TRANSACTIONS. -- The following securities transactions have been made for the Medical Liability Self Insurance Fund in December, 1991. The Executive Vice Chancellor for Asset Management recommends approval by the Board of Regents of these transactions.

| <u>PURCHASES:</u> | <u>COST (BOOK VALUE)</u> | <u>YIELD AT COST</u> |
|---|------------------------------|---------------------------|
| DEBT SECURITIES-- | | |
| U. S. Govt. Obligations (Dir.) | \$ 997,840.00 | 5.12% |
| Corporate Bonds | 499,740.00 | 8.96% |
| TOTAL DEBT SECURITIES | <u>1,497,580.00</u> | <u>6.40%</u> |
| EQUITY SECURITIES-- | | |
| Common Stocks | 494,431.10 | 4.06 ¹ |
| TOTAL ACQUISITIONS | <u>\$ 1,992,011.10</u> | <u>5.82%</u> |
| | | |
| <u>SALES:</u> | <u>PROCEEDS</u> | <u>GAIN OR (LOSS)</u> |
| | | |
| <u>SHORT TERM SECURITIES/INVESTMENTS:</u> | | |
| Goldman Sachs (Net) | \$ 372,166.27 | \$ 0.00 |
| TOTAL DISPOSITIONS | <u>\$ 372,166.27</u> | <u>\$ 0.00</u> |

¹ Yield on Common Stocks is based on cost price and indicated dividend rate as of 12/31/91.

MEDICAL LIABILITY SELF INSURANCE FUND
Comparison Summary of Assets

December 31, 1990

December 31, 1991

| Security | Book Value | Book Yield | Market Value | Market Yield | Book Value | Book Yield | Market Value | Market Yield |
|-------------------------------------|------------------|------------|------------------|--------------|-------------------|------------|-------------------|--------------|
| LONG TERM SECURITIES: | | | | | | | | |
| DEBT SECURITIES -- | | | | | | | | |
| U. S. GOVT. OBLIGATIONS: | | | | | | | | |
| Direct - Treasuries | \$ 27,707,664.27 | 8.54% | \$ 28,574,090.00 | 7.88% | \$ 31,477,496.04 | 8.35% | \$ 34,620,632.00 | 6.07% |
| U. S. GOVT. AGENCIES: | | | | | | | | |
| Non-Guaranteed | 1,499,318.67 | 8.45% | 1,498,125.00 | 8.63% | 0.00 | 0.00% | 0.00 | 0.00% |
| CORPORATE BONDS | 14,602,109.62 | 9.74% | 14,334,383.50 | 10.38% | 16,615,226.70 | 9.70% | 18,035,492.40 | 8.29% |
| TOTAL DEBT SECURITIES | 43,809,092.56 | 8.94% | 44,406,598.50 | 8.71% | 48,092,722.74 | 8.81% | 52,656,124.40 | 6.82% |
| EQUITY SECURITIES -- | | | | | | | | |
| Convertible Preferred Stocks | 75,929.00 | 12.69% | 78,650.00 | 12.25% | 120,592.00 | 11.62% | 145,200.00 | 9.65% |
| Common Stocks | 21,844,256.55 | 3.72% | 21,940,475.13 | 3.71% | 38,057,039.71 | 3.26% | 44,521,096.25 | 2.80% |
| TOTAL EQUITY SECURITIES | 21,920,185.55 | 3.75% | 22,019,125.13 | 3.74% | 38,177,631.71 | 3.30% | 44,666,296.25 | 2.82% |
| TOTAL LONG TERM | 65,729,278.11 | 7.71% | 66,425,723.63 | 7.05% | 86,270,354.45 | 6.37% | 97,322,420.65 | 4.99% |
| CASH & EQUIVALENT: | | | | | | | | |
| U. S. Governments (Dir & Gtd) | 0.00 | 0.00% | 0.00 | 0.00% | 4,499,129.87 | 7.79% | 4,598,280.00 | 4.18% |
| Short Term Investment Funds | 20,572,170.75 | 7.84% | 20,572,170.75 | 7.84% | 16,356,131.77 | 5.13% | 16,356,131.77 | 5.13% |
| Commercial Paper | 8,000,000.00 | 8.62% | 8,000,000.00 | 8.62% | 0.00 | 0.00% | 0.00 | 0.00% |
| TOTAL SHORT TERM | 28,572,170.75 | 8.05% | 28,572,170.75 | 8.05% | 20,855,261.64 | 5.70% | 20,954,411.77 | 4.94% |
| TOTAL SECURITIES, CASH & EQUIVALENT | \$ 94,301,448.86 | 7.57% | \$ 94,997,894.38 | 7.36% | \$ 107,125,616.09 | 6.25% | \$ 118,276,832.42 | 4.53% |

L & I 49

MEDICAL LIABILITY SELF-INSURANCE FUND
SUMMARY OF INCOME FROM INVESTMENTS
December 1-31, 1991

| | CASH | ACCRUED | TOTAL |
|---|----------------------|----------------------|----------------------|
| FROM FIXED INCOME SECURITIES | | | |
| U. S. Treasuries | \$ 74,375.00 | \$ 169,789.35 | \$ 244,164.35 |
| Corporate Bonds | 77,354.16 | 70,426.74 | 147,780.90 |
| Total from Fixed Income Securities | <u>151,729.16</u> | <u>240,216.09</u> | <u>391,945.25</u> |
| FROM EQUITY SECURITIES | | | |
| Common Stocks | 124,465.46 | 0.00 | 124,465.46 |
| Total from Equity Securities | <u>124,465.46</u> | <u>0.00</u> | <u>124,465.46</u> |
| Total From Long Term Investments | <u>276,194.62</u> | <u>240,216.09</u> | <u>516,410.71</u> |
| FROM SHORT TERM INVESTMENTS | | | |
| Short Term Investment Fund - Goldman Sachs | 78,613.41 | (7,537.84) | 71,075.57 |
| Securities Lending | 4,845.80 | 0.00 | 4,845.80 |
| Total From Short Term Investments | <u>83,459.21</u> | <u>(7,537.84)</u> | <u>75,921.37</u> |
| TOTAL INCOME FROM INVESTMENTS | <u>359,653.83</u> | <u>232,678.25</u> | <u>592,332.08</u> |
| Amortization of Discount In Excess of Premium | 3,856.09 | 0.00 | 3,856.09 |
| NET INCOME FROM INVESTMENTS | <u>\$ 363,509.92</u> | <u>\$ 232,678.25</u> | <u>\$ 596,188.17</u> |

INTEREST ACCRUED

| | As of 12/31/91 | As of 11/30/91 | NET |
|--|------------------------|------------------------|----------------------|
| U. S. Treasuries | \$ 799,166.06 | \$ 629,376.71 | \$ 169,789.35 |
| Corporate Bonds | 398,349.06 | 327,922.32 | 70,426.74 |
| Short Term Investment Fund - Goldman Sachs | 71,075.57 | 78,613.41 | (7,537.84) |
| | <u>\$ 1,268,590.69</u> | <u>\$ 1,035,912.44</u> | <u>\$ 232,678.25</u> |

MEDICAL LIABILITY SELF-INSURANCE FUND
STATEMENT OF CASH RECEIPTS AND DISBURSEMENTS
(December 1-31, 1991)

CASH RECEIPTS

| | | |
|---|-------------------|------------------------|
| RECEIPTS INCREASING THE FUND: | | |
| Net Additions (Withdrawals) to the Fund | \$ 1,260,191.00 | |
| Income | <u>363,509.92</u> | |
| Total | | \$ 1,623,700.92 |
| RECEIPTS FROM SALES OF SECURITIES: | | |
| Short Term Investment Fund- | | |
| Goldman Sachs (Net) | <u>372,166.27</u> | |
| Total | | 372,166.27 |
| RECEIPTS FROM MATURING SECURITIES AND AMORTIZATION: | | |
| Net Amortization on Bonds | | |
| (Discount in Excess of Premium) | | <u>(3,856.09)</u> |
| Total Cash Receipts | | 1,992,011.10 |
| CASH ON HAND: | | |
| November 30, 1991 | 0.00 | |
| December 31, 1991 | <u>0.00</u> | |
| Decrease in Cash Balance (Add) | | <u>0.00</u> |
| Total Cash Accounted For | | <u>\$ 1,992,011.10</u> |

CASH DISBURSEMENTS

| | | |
|----------------------------------|---------------|------------------------|
| ASSETS PURCHASED: | | |
| U. S. Govt. Obligations (Direct) | \$ 997,840.00 | |
| (\$1,000,000 par value) | | |
| Corporate Bonds | 499,740.00 | |
| (\$500,000 par value) | | |
| Common Stocks | 494,431.10 | |
| (11,000 shares) | | |
| Total Cash Disbursements | | <u>\$ 1,992,011.10</u> |

SUMMARY

| | | |
|---|-------------------|--------------------------|
| Book Value of Medical Liability Self-Insured Fund Investments | | |
| November 30, 1991 Balance | | \$ 105,531,916.77 |
| Additions December, 1991: | | |
| Net Additions to the Fund | \$ 1,260,191.00 | |
| Realized Net Gain or (Loss) | | |
| on Security Transactions | 0.00 | |
| Income | <u>363,509.92</u> | <u>1,623,700.92</u> |
| December 31, 1991 Balance | | <u>\$ 107,155,617.69</u> |

MEDICAL LIABILITY SELF-INSURANCE FUND
 SCHEDULE OF SECURITIES PURCHASED
 (DECEMBER 1, 1991 THROUGH DECEMBER 31, 1991)

| SECURITY | PAR VALUE | TOTAL PRINCIPAL COST | YIELD AT COST |
|---|-------------------------------|----------------------------|--------------------|
| LONG TERM SECURITIES: | | | |
| DEBT SECURITIES | | | |
| U.S. GOVERNMENT OBLIGATIONS (DIRECT AND GUARANTEED): | | | |
| U.S. TREASURIES | | | |
| 5.00% NOTES, DUE 12/31/93..... | <u>\$ 1,000,000.00</u> | <u>\$ 997,840.00</u> | <u>5.12%</u> |
| CORPORATE BONDS: | | | |
| MONTANA POWER CO | | | |
| 8.95% 1ST MTGE, DUE 2/01/22..... | <u>500,000.00</u> | <u>499,740.00</u> | <u>8.96</u> |
| TOTAL DEBT SECURITIES..... | <u>\$ 1,500,000.00</u> | <u>1,497,580.00</u> | <u>6.40</u> |

| SECURITY | NO. SHARES, PURCHASED ¹ | TOTAL COST | YIELD AT COST ² |
|--|---------------------------------------|-------------------------------|-------------------------------|
| EQUITY SECURITIES | | | |
| COMMON STOCKS: | | | |
| AMERICAN EXPRESS CO..... | 600 | 11,292.00 | 5.31 |
| AMERICAN TEL & TEL CO..... | 800 | 28,601.60 | 3.69 |
| AMOCO CORP..... | 200 | 9,564.00 | 4.60 |
| ATLANTIC RICHFIELD CO..... | 400 | 41,357.00 | 5.32 |
| BECTON DICKINSON & CO..... | 400 | 23,474.40 | 1.98 |
| CBS INC..... | 200 | 26,839.00 | 0.75 |
| CHEVRON CORP..... | 200 | 13,289.00 | 4.97 |
| CONSOLIDATED NATURAL GAS CO..... | 1,100 | 45,518.00 | 4.54 |
| COOPER INDUSTRIES INC..... | 500 | 24,335.00 | 2.38 |
| DEERE & CO..... | 2,000 | 88,502.50 | 4.52 |
| GENERAL MOTORS CORP..... | 800 | 24,431.20 | 5.24 |
| GEORGIA-PACIFIC CORP..... | 700 | 33,036.50 | 3.39 |
| HANSON PLC ADR..... | 1,200 | 20,759.00 | 6.59 |
| INTERNATIONAL PAPER CO..... | 200 | 13,231.60 | 2.54 |
| K MART CORP..... | 600 | 22,990.80 | 4.59 |
| LILLY (ELI) & CO..... | 100 | 7,282.70 | 2.75 |
| SCHLUMBERGER LTD..... | 400 | 25,078.00 | 1.91 |
| TEXACO INC..... | 600 | 34,848.80 | 5.51 |
| TOTAL COMMON STOCKS..... | | <u>494,431.10</u> | <u>4.06</u> |
| TOTAL SECURITIES PURCHASED..... | | <u>\$ 1,992,011.10</u> | <u>5.82%</u> |

¹ Reflects shares actually purchased. Does not reflect shares received as a result of stock splits and dividends subsequent to date of purchase.

² Yield on Common Stocks based on cost price and indicated dividend rate as of 12/31/91.

MEDICAL LIABILITY SELF - INSURANCE FUND
EQUITIES -- OTHER CHANGES
(DECEMBER 1-31, 1991)

| <u>STOCK SPLITS AND DIVIDENDS AND DISTRIBUTIONS</u> | <u>SHARES RECEIVED</u> |
|---|------------------------|
| Campbell Soup, 2-1 stock split | 6,200 |

MEDICAL LIABILITY SELF-INSURANCE FUND
SCHEDULE OF SECURITIES SOLD, CALLED OR MATURED
(DECEMBER 1, 1991 THROUGH DECEMBER 31, 1991)

| SECURITY | BOOK VALUE OF HOLDING | NET SALES PROCEEDS | GAIN OR (LOSS) OVER BOOK VALUE |
|---|--------------------------|-----------------------|--------------------------------------|
| <hr/> | | | |
| SHORT TERM SECURITIES: | | | |
| GOLDMAN SACHS (Net)..... | \$ 372,166.27 | \$ 372,166.27 | \$ -0- |
| TOTAL CASH SALES, CALLS, OR MATURITIES | <u>\$ 372,166.27</u> | <u>\$ 372,166.27</u> | <u>\$ -0-</u> |

MEDICAL LIABILITY SELF-INSURANCE FUND
SUMMARY OF SECURITIES TRANSACTIONS
(January 1-31, 1992)

REPORT ON SECURITIES TRANSACTIONS. -- The following securities transactions have been made for the Medical Liability Self Insurance Fund in January, 1992. The Executive Vice Chancellor for Asset Management recommends approval by the Board of Regents of these transactions.

| <u>PURCHASES:</u> | <u>COST BOOK VALUE)</u> | <u>YIELD AT COST</u> |
|---|-----------------------------|---------------------------|
| EQUITY SECURITIES-- | | |
| Common Stocks | \$ 244,857.70 | <u>3.85%</u> ¹ |
| <u>SHORT TERM SECURITIES/INVESTMENTS:</u> | | |
| Goldman Sachs (Net) | <u>1,199,703.54</u> | |
| TOTAL ACQUISITIONS | <u>\$ 1,444,561.24</u> | |
| | | |
| <u>SALES:</u> | <u>PROCEEDS</u> | <u>GAIN OR (LOSS)</u> |
| EQUITY SECURITIES-- | | |
| Common Stocks | <u>\$ 530,497.06</u> | <u>\$ 112,573.49</u> |
| <u>MATURITIES & PREPAYMENTS:</u> | | |
| DEBT SECURITIES-- | | |
| U. S. Govt. Obligations (Dir.) | <u>500,000.00</u> | <u>0.00</u> |
| TOTAL DISPOSITIONS | <u>\$ 1,030,497.06</u> | <u>\$ 112,573.49</u> |

¹ Yield on Common Stocks is based on cost price and indicated dividend rate as of 01/31/92.

MEDICAL LIABILITY SELF-INSURANCE FUND
Comparison Summary of Assets

| Security | January 31, 1991 | | | | January 31, 1992 | | | |
|-------------------------------------|------------------|------------|------------------|--------------|-------------------|------------|-------------------|--------------|
| | Book Value | Book Yield | Market Value | Market Yield | Book Value | Book Yield | Market Value | Market Yield |
| LONG TERM SECURITIES: | | | | | | | | |
| DEBT SECURITIES -- | | | | | | | | |
| U. S. GOVT. OBLIGATIONS: | | | | | | | | |
| Direct - Treasuries | \$ 28,218,418.88 | 8.43% | \$ 29,199,535.00 | 7.80% | \$ 31,483,368.16 | 8.34% | \$ 33,789,728.00 | 6.55% |
| U. S. GOVT. AGENCIES: | | | | | | | | |
| Non-Guaranteed | 1,499,357.35 | 8.45% | 1,514,535.00 | 8.47% | 0.00 | 0.00% | 0.00 | 0.00% |
| CORPORATE BONDS | 14,852,393.92 | 9.74% | 14,733,043.30 | 10.17% | 16,615,539.64 | 9.69% | 17,643,203.10 | 8.64% |
| TOTAL DEBT SECURITIES | 44,570,170.16 | 8.91% | 45,447,113.30 | 8.59% | 48,098,907.80 | 8.81% | 51,432,931.10 | 7.27% |
| EQUITY SECURITIES -- | | | | | | | | |
| Convertible Preferred Stocks | 75,929.00 | 12.69% | 87,450.00 | 11.01% | 120,592.00 | 11.62% | 155,200.00 | 9.03% |
| Common Stocks | 23,323,449.37 | 3.65% | 24,266,986.00 | 3.51% | 37,913,973.84 | 3.29% | 43,655,905.00 | 2.82% |
| TOTAL EQUITY SECURITIES | 23,399,378.37 | 3.68% | 24,354,436.00 | 3.54% | 38,034,565.84 | 3.31% | 43,811,105.00 | 2.87% |
| TOTAL LONG TERM | 67,969,548.53 | 7.11% | 69,801,549.30 | 6.83% | 86,133,473.64 | 6.38% | 95,244,036.10 | 5.25% |
| CASH & EQUIVALENT: | | | | | | | | |
| U. S. Governments (Dir & Gtd) | 498,103.74 | 8.49% | 506,560.00 | 7.40% | 4,000,196.62 | 7.70% | 4,082,800.00 | 4.27% |
| Short Term Investment Funds | 26,863,460.32 | 7.30% | 26,863,460.32 | 7.30% | 17,555,835.31 | 4.49% | 17,555,835.31 | 4.49% |
| TOTAL SHORT TERM | 27,361,564.06 | 7.32% | 27,370,020.32 | 7.30% | 21,556,031.93 | 5.08% | 21,638,635.31 | 4.45% |
| TOTAL SECURITIES, CASH & EQUIVALENT | \$ 95,331,112.59 | 7.17% | \$ 97,171,569.62 | 6.97% | \$ 107,689,505.57 | 6.13% | \$ 116,882,671.41 | 5.11% |

L & I 56

2338

MEDICAL LIABILITY SELF-INSURANCE FUND
SUMMARY OF INCOME FROM INVESTMENTS
January 1-31, 1992

| | CASH | ACCRUED | TOTAL |
|---|----------------------|---------------------|----------------------|
| FROM FIXED INCOME SECURITIES | | | |
| U.S. Govt. Oblig. - Direct | \$ 259,218.75 | \$ 10,344.20 | \$ 269,562.95 |
| Corporate Bonds | <u>3,666.66</u> | <u>72,290.64</u> | <u>75,957.30</u> |
| Total from Fixed Income Securities | <u>262,885.41</u> | <u>82,634.84</u> | <u>345,520.25</u> |
| FROM EQUITY SECURITIES | | | |
| Convertible Preferred Stocks | 3,500.00 | 0.00 | 3,500.00 |
| Common Stocks | <u>71,092.75</u> | <u>0.00</u> | <u>71,092.75</u> |
| Total from Equity Securities | <u>74,592.75</u> | <u>0.00</u> | <u>74,592.75</u> |
| Total From Long Term Investments | <u>337,478.16</u> | <u>82,634.84</u> | <u>420,113.00</u> |
| FROM SHORT TERM INVESTMENTS | | | |
| Short Term Investment Fund - Goldman Sachs | 71,075.57 | (6,048.73) | 65,026.84 |
| Securities Lending | <u>5,510.45</u> | <u>0.00</u> | <u>5,510.45</u> |
| Total from Short Term Investments | <u>76,586.02</u> | <u>(6,048.73)</u> | <u>70,537.29</u> |
| TOTAL INCOME FROM INVESTMENTS | 414,064.18 | 76,586.11 | 490,650.29 |
| Amortization of Discount in Excess of Premium | <u>7,250.21</u> | <u>0.00</u> | <u>7,250.21</u> |
| NET INCOME FROM INVESTMENTS | <u>\$ 421,314.39</u> | <u>\$ 76,586.11</u> | <u>\$ 497,900.50</u> |

| | INTEREST ACCRUED | | NET |
|--|------------------------|------------------------|---------------------|
| | As of 01/31/92 | As of 12/31/91 | |
| U. S. Govt. Oblig. (Dir.) | \$ 809,510.26 | \$ 799,166.06 | \$ 10,344.20 |
| Corporate Bonds | 470,639.70 | 398,349.06 | 72,290.64 |
| Short Term Investment Fund - Goldman Sachs | 65,026.84 | 71,075.57 | (6,048.73) |
| | <u>\$ 1,345,176.80</u> | <u>\$ 1,268,590.69</u> | <u>\$ 76,586.11</u> |

MEDICAL LIABILITY SELF-INSURANCE FUND
STATEMENT OF CASH RECEIPTS AND DISBURSEMENTS
(January 1-31, 1992)

CASH RECEIPTS

| | | |
|---|-------------------|------------------------|
| RECEIPTS INCREASING THE FUND: | | |
| Net Additions (Withdrawals) to the Fund | | |
| Income | \$ 421,314.39 | |
| Total | | \$ 421,314.39 |
| RECEIPTS FROM SALES OF SECURITIES: | | |
| Common Stocks | | 530,497.06 |
| RECEIPTS FROM MATURING SECURITIES AND AMORTIZATION: | | |
| U. S. Govt. Obligations (Direct) | 500,000.00 | |
| Net Amortization on Bonds | | |
| (Discount in Excess of Premium) | <u>(7,250.21)</u> | |
| Total | | <u>492,749.79</u> |
| Total Cash Receipts | | 1,444,561.24 |
| CASH ON HAND: | | |
| December 31, 1991 | 0.00 | |
| January 31, 1992 | <u>0.00</u> | |
| Decrease in Cash Balance (Add) | | <u>0.00</u> |
| Total Cash Accounted For | | <u>\$ 1,444,561.24</u> |

CASH DISBURSEMENTS

| | | |
|------------------------------|--|------------------------|
| ASSETS PURCHASED: | | |
| Common Stocks | | \$ 244,857.70 |
| (5,100 shares) | | |
| Short Term Investment Fund - | | |
| Goldman Sachs (Net) | | <u>1,199,703.54</u> |
| Total Cash Disbursements | | <u>\$ 1,444,561.24</u> |

SUMMARY

| | | |
|---|-------------------|--------------------------|
| Book Value of Medical Liability Self-Insured Fund Investments | | |
| December 31, 1991 Balance | | \$ 107,155,617.69 |
| Additions January, 1991: | | |
| Net Additions to the Fund | \$ 0.00 | |
| Realized Net Gain or (Loss) | | |
| on Security Transactions | 112,573.49 | |
| Income | <u>421,314.39</u> | <u>533,887.88</u> |
| January 31, 1992 Balance | | <u>\$ 107,689,505.57</u> |

MEDICAL LIABILITY SELF-INSURANCE FUND
 SCHEDULE OF SECURITIES PURCHASED
 (JANUARY 1, 1992 THROUGH JANUARY 31, 1992)

| SECURITY | PAR VALUE NO. SHARES PURCHASED ¹ | TOTAL PRINCIPAL COST | YIELD AT COST ² |
|---------------------------------|--|-------------------------|-------------------------------|
| LONG TERM SECURITIES: | | | |
| EQUITY SECURITIES | | | |
| COMMON STOCKS: | | | |
| BELLSOUTH CORP..... | 200 | \$ 9,939.00 | 5.55% |
| CAMPBELL SOUP CO..... | 1,200 | 45,642.00 | 1.84 |
| CAROLINA POWER & LIGHT CO..... | 800 | 39,531.00 | 6.39 |
| DUKE POWER CO..... | 300 | 9,508.50 | 5.43 |
| HERSHEY FOODS CORP..... | 800 | 33,506.00 | 2.34 |
| NYNEX CORP..... | 100 | 7,619.50 | 5.98 |
| SCECORP HOLDING CO..... | 800 | 34,456.00 | 6.32 |
| WARNER-LAMBERT CO..... | 900 | <u>64,655.70</u> | <u>2.45%</u> |
| TOTAL COMMON STOCKS..... | | 244,857.70 | <u>3.85%</u> |
| SHORT TERM SECURITIES: | | | |
| GOLDMAN SACHS (Net)..... | \$ <u>1,199,703.54</u> | <u>1,199,703.54</u> | |
| TOTAL SECURITIES PURCHASED..... | | <u>\$ 1,444,561.24</u> | |

¹ Reflects shares actually purchased. Does not reflect shares received as a result of stock splits and dividends subsequent to date of purchase.

² Yield on Common Stocks based on cost price and indicated dividend rate as of 01/31/92.

MEDICAL LIABILITY SELF - INSURANCE FUND
EQUITIES -- OTHER CHANGES
(JANUARY 1-31, 1992)

| <u>STOCK SPLITS AND DIVIDENDS AND DISTRIBUTIONS</u> | <u>SHARES RECEIVED</u> |
|---|------------------------|
| Dominion Resources Inc., 3-2 stock split | 2,000 |

MEDICAL LIABILITY SELF-INSURANCE FUND
 SCHEDULE OF SECURITIES SOLD, CALLED OR MATURED
 (JANUARY 1, 1992 THROUGH JANUARY 31, 1992)

| SECURITY | PAR VALUE OR NO. SHARES | BOOK VALUE OF HOLDING | NET SALES PROCEEDS | GAIN OR (LOSS) OVER BOOK VALUE |
|--|----------------------------|--------------------------|-----------------------|--------------------------------------|
| LONG TERM SECURITIES: | | | | |
| DEBT SECURITIES | | | | |
| U.S. GOVERNMENT OBLIGATIONS (DIRECT AND GUARANTEED): | | | | |
| U.S. TREASURIES | | | | |
| 8.125% NOTES, DUE 1/31/92..... | \$ 500,000.00 | \$ 500,000.00 | \$ 500,000.00 | \$ -0- |
| EQUITY SECURITIES | | | | |
| COMMON STOCKS: | | | | |
| CENDEL CORP..... | 900 | 28,232.73 | 42,458.78 | 14,226.05 |
| GENERAL ELECTRIC CO..... | 6,300 | 389,690.84 | 488,038.28 | 98,347.44 |
| TOTAL COMMON STOCKS..... | | 417,923.57 | 530,497.06 | 112,573.49 |
| TOTAL CASH SALES, CALLS, OR MATURITIES | | \$ 917,923.57 | \$1,030,497.06 | \$ 112,573.49 |

IV. INSTITUTIONAL FUNDS

INSTITUTIONAL FUNDS

REPORT ON SECURITIES TRANSACTIONS.--The following securities transactions have been made for the Institutional Funds in December, 1991. The Executive Vice Chancellor for Asset Management recommends approval by the Board of Regents of these transactions.

INVESTMENTS ACQUIRED
(December, 1991)

| <u>DESCRIPTION AND FUND</u> (DETAILED SCHEDULES FOLLOW) | <u>TOTAL</u> <u>PRINCIPAL COST</u> | <u>YIELD</u> <u>AT COST</u> |
|--|---------------------------------------|--------------------------------|
| <u>U. T. SYSTEM:</u> | | |
| U. S. Government Obligations (Direct) | \$997,840.00 | 5.12% |
| <u>U. T. ARLINGTON:</u> | | |
| Net Purchase of Short Term Securities | \$619.43 | |
| <u>U. T. AUSTIN:</u> | | |
| Net Purchase of Short Term Securities | \$10,147,263.31 | |
| <u>U. T. SAN ANTONIO:</u> | | |
| Net Purchase of Short Term Securities | \$43,832.67 | |
| <u>U. T. HEALTH SCIENCE CENTER - DALLAS:</u> | | |
| Net Purchase of Short Term Securities | \$607,143.63 | |
| <u>U. T. MEDICAL BRANCH - GALVESTON:</u> | | |
| U. S. Government Obligations (Direct) | \$24,769,912.50 | 5.13% |
| <u>U. T. HEALTH SCIENCE CENTER - SAN ANTONIO:</u> | | |
| U. S. Government Agencies (Non-Gtd) | \$2,989,753.91 | 4.96% |
| <u>U. T. SYSTEM CANCER CENTER - HOUSTON:</u> | | |
| Net Purchase of Short Term Securities | \$1,582,027.20 | |
| <u>U. T. HEALTH CENTER - TYLER:</u> | | |
| U. S. Government Obligations (Direct) | \$1,007,656.25 | 5.09% |
| U. S. Government Agencies (Non-Gtd) | 4,060,728.13 | 6.07% |
| | \$5,068,384.38 | 5.88% |
| <u>U. T. SYSTEM DEBT SERVICE:</u> | | |
| U. S. Government Agencies (Non-Gtd) | \$948,484.19 | 4.38% |
| Net Purchase of Short Term Securities | 1,086,794.85 | |
| | \$2,035,279.04 | |

INSTITUTIONAL FUNDS
INVESTMENTS DISPOSED OF
(December, 1991)

| <u>DESCRIPTION AND FUND</u> (DETAILED SCHEDULES FOLLOW) | <u>BOOK VALUE</u> | <u>TOTAL NET PROCEEDS</u> | <u>GAIN OR (LOSS)</u> |
|--|------------------------|---------------------------|-----------------------|
| <u>U. T. SYSTEM:</u> | | | |
| Net Reduction of Short Term Securities | \$480,572.53 | \$480,572.53 | \$0.00 |
| <u>U. T. AUSTIN:</u> | | | |
| U. S. Government Agencies (Non-Gtd.) | \$10,005,000.00 | \$10,005,000.00 | \$0.00 |
| <u>U. T. DALLAS:</u> | | | |
| U. S. Government Agencies (Non-Gtd.) | \$340.69 | \$341.17 | \$0.48 |
| Net Reduction of Short Term Securities | 607,176.23 | 607,176.23 | 0.00 |
| | <u>\$607,516.92</u> | <u>\$607,517.40</u> | <u>\$0.48</u> |
| <u>U. T. EL PASO:</u> | | | |
| U. S. Government Agencies (Non-Gtd.) | \$25,047.78 | \$25,131.46 | \$83.68 |
| Net Reduction of Short Term Securities | 508,442.87 | 508,442.87 | 0.00 |
| | <u>\$533,490.65</u> | <u>\$533,574.33</u> | <u>\$83.68</u> |
| <u>U. T. PAN AMERICAN:</u> | | | |
| U. S. Government Obligations (Direct) | \$2,025,000.00 | \$2,025,000.00 | \$0.00 |
| Net Reduction of Short Term Securities | 2,539,626.86 | 2,539,626.86 | 0.00 |
| | <u>\$4,564,626.86</u> | <u>\$4,564,626.86</u> | <u>\$0.00</u> |
| <u>U. T. SAN ANTONIO:</u> | | | |
| U. S. Government Agencies (Non-Gtd.) | \$5,552.87 | \$5,553.83 | \$0.96 |
| <u>U. T. TYLER:</u> | | | |
| Net Reduction of Short Term Securities | \$18.60 | \$18.60 | \$0.00 |
| <u>U. T. HEALTH SCIENCE CENTER - DALLAS:</u> | | | |
| U. S. Government Agencies (Non-Gtd.) | \$3,406.98 | \$3,411.78 | \$4.80 |
| <u>U. T. MEDICAL BRANCH - GALVESTON:</u> | | | |
| U. S. Government Obligations (Direct) | \$15,167,598.91 | \$15,508,736.88 | \$341,137.97 |
| U. S. Government Agencies (Non-Gtd.) | 10,699,062.81 | 11,033,151.93 | 334,089.12 |
| Net Reduction of Short Term Securities | 13,384,654.89 | 13,384,654.89 | 0.00 |
| | <u>\$39,251,316.61</u> | <u>\$39,926,543.70</u> | <u>\$675,227.09</u> |

INSTITUTIONAL FUNDS
 INVESTMENTS DISPOSED OF (Continued)
 (December, 1991)

| <u>DESCRIPTION AND FUND</u> | <u>BOOK VALUE</u> | <u>TOTAL NET PROCEEDS</u> | <u>GAIN OR (LOSS)</u> |
|---|-----------------------|-------------------------------|---------------------------|
| <u>U. T. HEALTH SCIENCE CENTER - HOUSTON:</u> | | | |
| U. S. Government Agencies (Non-Gtd.) | \$21,542.09 | \$21,655.27 | \$113.18 |
| Net Reduction of Short Term Securities | 1,997,029.88 | 1,997,029.88 | 0.00 |
| | <u>\$2,018,571.97</u> | <u>\$2,018,685.15</u> | <u>\$113.18</u> |
| <u>U. T. HEALTH SCIENCE CENTER - SAN ANTONIO:</u> | | | |
| U. S. Government Agencies (Non-Gtd.) | \$9,742.96 | \$9,742.96 | \$0.00 |
| Net Reduction of Short Term Securities | 1,929,586.26 | 1,929,586.26 | 0.00 |
| | <u>\$1,939,329.22</u> | <u>\$1,939,329.22</u> | <u>\$0.00</u> |
| <u>U. T. SYSTEM CANCER CENTER - HOUSTON:</u> | | | |
| U. S. Government Agencies (Non-Gtd.) | \$84,805.59 | \$85,256.37 | \$450.78 |
| <u>U. T. HEALTH CENTER - TYLER:</u> | | | |
| Net Reduction of Short Term Securities | \$2,121,119.46 | \$2,121,119.46 | \$0.00 |
| <u>U. T. SYSTEM PUF BOND PROCEEDS:</u> | | | |
| Net Reduction of Short Term Securities | \$6,383,183.42 | \$6,383,183.42 | \$0.00 |
| <u>U. T. SYSTEM REVENUE BOND PROCEEDS:</u> | | | |
| Net Reduction of Short Term Securities | \$1,259,013.56 | \$1,259,013.56 | \$0.00 |
| <u>U. T. SYSTEM DEBT SERVICE:</u> | | | |
| U. S. Government Agencies (Non-Gtd.) | \$1,975,000.00 | \$1,975,000.00 | \$0.00 |

INSTITUTIONAL FUNDS
 DETAIL SCHEDULE OF SECURITIES ACQUIRED
 (December, 1991)

| ISSUE AND FUND | PAR VALUE | TOTAL PRINCIPAL COST | YIELD AT COST |
|--|------------------------|-------------------------|------------------|
| <u>U. T. SYSTEM:</u> | | | |
| U. S. Treasury 5% Notes, 12/31/93 | \$1,000,000.00 | \$997,840.00 | 5.12% |
| <u>U. T. ARLINGTON:</u> | | | |
| Net Short Term Securities | \$619.43 | \$619.43 | |
| <u>U. T. AUSTIN:</u> | | | |
| Net Short Term Securities | \$10,147,263.31 | \$10,147,263.31 | |
| <u>U. T. SAN ANTONIO:</u> | | | |
| Net Short Term Securities | \$43,832.67 | \$43,832.67 | |
| <u>U. T. HEALTH SCIENCE CENTER - DALLAS:</u> | | | |
| Net Short Term Securities | \$607,143.63 | \$607,143.63 | |
| <u>U. T. MEDICAL BRANCH - GALVESTON:</u> | | | |
| U. S. Treasury Notes: | | | |
| 5-1/2%, 11/30/93 | \$10,000,000.00 | \$10,091,406.25 | 5.00% |
| 5%, 12/31/93 | 5,000,000.00 | 4,998,100.00 | 5.02% |
| 8-1/2%, 6/30/94 | 4,500,000.00 | 4,837,500.00 | 5.32% |
| 8%, 7/15/94 | 4,550,000.00 | 4,842,906.25 | 5.31% |
| | <u>\$24,050,000.00</u> | <u>\$24,769,912.50</u> | <u>5.13%</u> |
| <u>U. T. HEALTH SCIENCE CENTER - SAN ANTONIO:</u> | | | |
| Federal Home Loan Bank | | | |
| 5.89% Debs., 11/25/94 | \$1,000,000.00 | \$1,003,593.75 | 5.76% |
| Federal Farm Credit Bank | | | |
| 5.50% Debs., 11/2/92 | 1,970,000.00 | 1,986,160.16 | 4.55% |
| | <u>\$2,970,000.00</u> | <u>\$2,989,753.91</u> | <u>4.96%</u> |
| <u>U. T. SYSTEM CANCER CENTER - HOUSTON:</u> | | | |
| Net Short Term Securities | \$1,582,027.20 | \$1,582,027.20 | |
| <u>U. T. HEALTH CENTER - TYLER:</u> | | | |
| U. S. Treasury 5-1/2% Notes, 11/30/93 | | | |
| | \$1,000,000.00 | \$1,007,656.25 | 5.09% |
| Federal Home Loan Bank | | | |
| 5.89% Debs., 11/25/94 | 1,480,000.00 | 1,495,493.75 | 5.50% |
| Federal National Mortgage Assoc. | | | |
| 7.05% Debs., 10/10/96 | 2,500,000.00 | 2,565,234.38 | 6.41% |
| | <u>\$4,980,000.00</u> | <u>\$5,068,384.38</u> | <u>5.88%</u> |
| <u>U. T. SYSTEM DEBT SERVICE:</u> | | | |
| Federal National Mortgage Assoc. 4.225% Discount Note, 6/25/92 | | | |
| | \$970,000.00 | \$948,484.19 | 4.38% |
| Net Short Term Securities | 1,086,794.85 | 1,086,794.85 | |
| | <u>\$2,056,794.85</u> | <u>\$2,035,279.04</u> | |

INSTITUTIONAL FUNDS
SCHEDULE OF SECURITIES SOLD, CALLED OR MATURED
(December, 1991)

| ISSUE AND FUND | PAR VALUE | BOOK VALUE OF HOLDINGS | NET SALES PROCEEDS | GAIN OR (LOSS) OVER BOOK VALUE |
|--|-----------------------|---------------------------|-----------------------|--------------------------------------|
| <u>U. T. SYSTEM:</u> | | | | |
| Net Short Term Securities | \$480,572.53 | \$480,572.53 | \$480,572.53 | \$0.00 |
| <u>U. T. AUSTIN:</u> | | | | |
| Federal Home Loan Bank 5.42% Discount Note, 12/11/91 | \$10,005,000.00 | \$10,005,000.00 | \$10,005,000.00 | \$0.00 |
| <u>U. T. DALLAS:</u> | | | | |
| FHLMC Balloon Gold 7% PC, 11/1/96 | \$341.17 | \$340.69 | \$341.17 | \$0.48 |
| Net Short Term Securities | 607,176.23 | 607,176.23 | 607,176.23 | 0.00 |
| | <u>\$607,517.40</u> | <u>\$607,516.92</u> | <u>\$607,517.40</u> | <u>\$0.48</u> |
| <u>U. T. EL PASO:</u> | | | | |
| FHLMC Balloon Gold 8-1/2% PC, 3/1/96 | \$9,742.96 | \$9,742.96 | \$9,742.96 | \$0.00 |
| FHLMC Balloon Gold 8% PC, 5/1/96 | 14,706.15 | 14,623.43 | 14,706.15 | 82.72 |
| FHLMC Balloon Gold 7% PC, 11/1/96 | 682.35 | 681.39 | 682.35 | 0.96 |
| Net Short Term Securities | 508,442.87 | 508,442.87 | 508,442.87 | 0.00 |
| | <u>\$533,574.33</u> | <u>\$533,490.65</u> | <u>\$533,574.33</u> | <u>\$83.68</u> |
| <u>U. T. PAN AMERICAN:</u> | | | | |
| U. S. Treasury 7-5/8% Notes, 12/31/91 | \$2,025,000.00 | \$2,025,000.00 | \$2,025,000.00 | \$0.00 |
| Net Short Term Securities | 2,539,626.86 | 2,539,626.86 | 2,539,626.86 | 0.00 |
| | <u>\$4,564,626.86</u> | <u>\$4,564,626.86</u> | <u>\$4,564,626.86</u> | <u>\$0.00</u> |
| <u>U. T. SAN ANTONIO:</u> | | | | |
| FHLMC Balloon Gold 8-1/2% PC, 3/1/96 | \$4,871.48 | \$4,871.48 | \$4,871.48 | \$0.00 |
| FHLMC Balloon Gold 7% PC, 11/1/96 | 682.35 | 681.39 | 682.35 | 0.96 |
| | <u>\$5,553.83</u> | <u>\$5,552.87</u> | <u>\$5,553.83</u> | <u>\$0.96</u> |
| <u>U. T. TYLER:</u> | | | | |
| Net Short Term Securities | \$18.60 | \$18.60 | \$18.60 | \$0.00 |
| <u>U. T. HEALTH SCIENCE CENTER - DALLAS:</u> | | | | |
| FHLMC Balloon Gold 7% PC, 11/1/96 | \$3,411.78 | \$3,406.98 | \$3,411.78 | \$4.80 |

INSTITUTIONAL FUNDS
SCHEDULE OF SECURITIES SOLD, CALLED OR MATURED (Continued)
(December, 1991)

| ISSUE AND FUND | PAR VALUE | BOOK VALUE OF HOLDINGS | NET SALES PROCEEDS | GAIN OR (LOSS) OVER BOOK VALUE |
|---|------------------------|---------------------------|------------------------|--------------------------------------|
| <u>U. T. MEDICAL BRANCH - GALVESTON:</u> | | | | |
| U. S. Treasury 7% Notes, 4/15/94 | \$14,852,000.00 | \$15,167,598.91 | \$15,508,736.88 | \$341,137.97 |
| FHLMC Balloon Gold 8-1/2% PC, 3/1/96 | 19,485.93 | 19,485.93 | 19,485.93 | 0.00 |
| FHLMC Balloon Gold 8% PC, 5/1/96 | 98,041.00 | 97,489.52 | 98,041.00 | 551.48 |
| FNMA 8-1/2% Debs., 6/10/96 | 5,000,000.00 | 5,274,763.60 | 5,437,500.00 | 162,736.40 |
| FNMA 8-5/8% Debs., 9/10/96 | 5,000,000.00 | 5,307,323.76 | 5,478,125.00 | 170,801.24 |
| Net Short Term Securities | 13,384,654.89 | 13,384,654.89 | 13,384,654.89 | 0.00 |
| | <u>\$38,354,181.82</u> | <u>\$39,251,316.61</u> | <u>\$39,926,543.70</u> | <u>\$675,227.09</u> |
| <u>U. T. HEALTH SCIENCE CENTER - HOUSTON:</u> | | | | |
| FHLMC Balloon Gold 8% PC, 5/1/96 | \$19,608.20 | \$19,497.90 | \$19,608.20 | \$110.30 |
| FHLMC Balloon Gold 7% PC, 11/1/96 | 2,047.07 | 2,044.19 | 2,047.07 | 2.88 |
| Net Short Term Securities | 1,997,029.88 | 1,997,029.88 | 1,997,029.88 | 0.00 |
| | <u>\$2,018,685.15</u> | <u>\$2,018,571.97</u> | <u>\$2,018,685.15</u> | <u>\$113.18</u> |
| <u>U. T. HEALTH SCIENCE CENTER - SAN ANTONIO:</u> | | | | |
| FHLMC Balloon Gold 8-1/2% PC, 3/1/96 | \$9,742.96 | \$9,742.96 | \$9,742.96 | \$0.00 |
| Net Short Term Securities | 1,929,586.26 | 1,929,586.26 | 1,929,586.26 | 0.00 |
| | <u>\$1,939,329.22</u> | <u>\$1,939,329.22</u> | <u>\$1,939,329.22</u> | <u>\$0.00</u> |
| <u>U. T. SYSTEM CANCER CENTER - HOUSTON:</u> | | | | |
| FHLMC Balloon Gold 8% PC, 5/1/96 | \$78,432.80 | \$77,991.62 | \$78,432.80 | \$441.18 |
| FHLMC Balloon Gold 7% PC, 11/1/96 | 6,823.57 | 6,813.97 | 6,823.57 | 9.60 |
| | <u>\$85,256.37</u> | <u>\$84,805.59</u> | <u>\$85,256.37</u> | <u>\$450.78</u> |
| <u>U. T. HEALTH CENTER - TYLER:</u> | | | | |
| Net Short Term Securities | \$2,121,119.46 | \$2,121,119.46 | \$2,121,119.46 | \$0.00 |
| <u>U. T. SYSTEM PUF BOND PROCEEDS:</u> | | | | |
| Net Short Term Securities | \$6,383,183.42 | \$6,383,183.42 | \$6,383,183.42 | \$0.00 |
| <u>U. T. SYSTEM REVENUE BOND PROCEEDS:</u> | | | | |
| Net Short Term Securities | \$1,259,013.56 | \$1,259,013.56 | \$1,259,013.56 | \$0.00 |
| <u>U. T. SYSTEM DEBT SERVICE:</u> | | | | |
| Federal Farm Credit Bank 5.8% Discount Note, 12/30/91 | \$1,975,000.00 | \$1,975,000.00 | \$1,975,000.00 | \$0.00 |

INSTITUTIONAL FUNDS

REPORT ON SECURITIES TRANSACTIONS.--The following securities transactions have been made for the Institutional Funds in January, 1992. The Executive Vice Chancellor for Asset Management recommends approval by the Board of Regents of these transactions.

INVESTMENTS ACQUIRED
(January, 1992)

| <u>DESCRIPTION AND FUND</u> (DETAILED SCHEDULES FOLLOW) | <u>TOTAL PRINCIPAL COST</u> | <u>YIELD AT COST</u> |
|--|---------------------------------|--------------------------|
| <u>PURCHASES</u> | | |
| <u>U. T. SYSTEM:</u> | | |
| U. S. Government Agencies (Non-Gtd) | \$1,051,875.00 | 6.64% |
| | | |
| <u>U. T. ARLINGTON:</u> | | |
| U. S. Government Obligations (Direct) | \$1,995,312.50 | 5.01% |
| | | |
| <u>U. T. AUSTIN:</u> | | |
| U. S. Government Agencies (Non-Gtd) | \$50,259,421.98 | 4.00% |
| | | |
| Net Purchase of Short Term Securities | 2,721,780.63 | |
| | <u>\$52,981,202.61</u> | |
| | | |
| <u>U. T. DALLAS:</u> | | |
| U. S. Government Agencies (Non-Gtd) | \$1,472,625.00 | 6.64% |
| | | |
| <u>U. T. TYLER:</u> | | |
| Net Purchase of Short Term Securities | \$0.14 | |
| | | |
| <u>U. T. HEALTH SCIENCE CENTER - DALLAS:</u> | | |
| U. S. Government Obligations (Direct) | \$4,977,700.00 | 5.01% |
| | | |
| <u>U. T. MEDICAL BRANCH - GALVESTON:</u> | | |
| U. S. Government Obligations (Direct) | \$68,990,185.94 | 5.17% |
| U. S. Government Agencies (Non-Gtd) | 16,958,531.25 | 6.52% |
| | <u>\$85,948,717.19</u> | <u>5.43%</u> |
| | | |
| <u>U. T. HEALTH SCIENCE CENTER - HOUSTON:</u> | | |
| Net Purchase of Short Term Securities | \$3,402,036.39 | |
| | | |
| <u>U. T. SYSTEM CANCER CENTER - HOUSTON:</u> | | |
| U. S. Government Obligations (Direct) | \$4,977,700.00 | 5.01% |
| | | |
| <u>U. T. SYSTEM PUF BOND PROCEEDS:</u> | | |
| Net Purchase of Short Term Securities | \$3,344,327.64 | |
| | | |
| <u>U. T. SYSTEM DEBT SERVICE:</u> | | |
| U. S. Government Agencies (Non-Gtd) | \$26,933,064.89 | 4.05% |

INSTITUTIONAL FUNDS
INVESTMENTS DISPOSED OF
(January, 1992)

| <u>DESCRIPTION AND FUND</u> (DETAILED SCHEDULES FOLLOW) | <u>BOOK VALUE</u> | <u>TOTAL NET PROCEEDS</u> | <u>GAIN OR (LOSS)</u> |
|--|------------------------|-------------------------------|---------------------------|
| <u>U. T. SYSTEM:</u> | | | |
| Net Reduction of Short Term Securities | \$1,263,953.46 | \$1,263,953.46 | \$0.00 |
| <u>U. T. ARLINGTON:</u> | | | |
| Net Reduction of Short Term Securities | \$1,819,565.86 | \$1,819,565.86 | \$0.00 |
| <u>U. T. AUSTIN:</u> | | | |
| U. S. Government Agencies (Non-Gtd.) | \$36,220,000.00 | \$36,220,000.00 | \$0.00 |
| <u>U. T. DALLAS:</u> | | | |
| U. S. Government Agencies (Non-Gtd.) | \$348.54 | \$349.03 | \$0.49 |
| Net Reduction of Short Term Securities | 1,566,892.31 | 1,566,892.31 | 0.00 |
| | <u>\$1,567,240.85</u> | <u>\$1,567,241.34</u> | <u>\$0.49</u> |
| <u>U. T. EL PASO:</u> | | | |
| U. S. Government Agencies (Non-Gtd.) | \$41,981.61 | \$42,032.71 | \$51.10 |
| Net Reduction of Short Term Securities | 720,452.69 | 720,452.69 | 0.00 |
| | <u>\$762,434.30</u> | <u>\$762,485.40</u> | <u>\$51.10</u> |
| <u>U. T. PAN AMERICAN:</u> | | | |
| Net Reduction of Short Term Securities | \$198,948.70 | \$198,948.70 | \$0.00 |
| <u>U. T. SAN ANTONIO:</u> | | | |
| U. S. Government Agencies (Non-Gtd.) | \$16,909.03 | \$16,910.01 | \$0.98 |
| Net Reduction of Short Term Securities | 1,319,067.30 | 1,319,067.30 | 0.00 |
| | <u>\$1,335,976.33</u> | <u>\$1,335,977.31</u> | <u>\$0.98</u> |
| <u>U. T. HEALTH SCIENCE CENTER - DALLAS:</u> | | | |
| U. S. Government Obligations (Direct) | \$9,990,000.00 | \$9,990,000.00 | \$0.00 |
| U. S. Government Agencies (Non-Gtd.) | 3,485.44 | 3,490.35 | 4.91 |
| Net Reduction of Short Term Securities | 14,767,889.32 | 14,767,889.32 | 0.00 |
| | <u>\$24,761,374.76</u> | <u>\$24,761,379.67</u> | <u>\$4.91</u> |

INSTITUTIONAL FUNDS
 INVESTMENTS DISPOSED OF (Continued)
 (January, 1992)

| <u>DESCRIPTION AND FUND</u> | <u>BOOK VALUE</u> | <u>TOTAL NET PROCEEDS</u> | <u>GAIN OR (LOSS)</u> |
|---|------------------------|-------------------------------|---------------------------|
| <u>U. T. MEDICAL BRANCH - GALVESTON:</u> | | | |
| U. S. Government Agencies (Non-Gtd.) | \$20,862,270.05 | \$21,471,127.78 | \$608,857.73 |
| Net Reduction of Short Term Securities | 18,482,856.82 | 18,482,856.82 | 0.00 |
| | <u>\$39,345,126.87</u> | <u>\$39,953,984.60</u> | <u>\$608,857.73</u> |
| <u>U. T. HEALTH SCIENCE CENTER - HOUSTON:</u> | | | |
| U. S. Government Agencies (Non-Gtd.) | \$13,905.44 | \$13,975.21 | \$69.77 |
| <u>U. T. HEALTH SCIENCE CENTER - SAN ANTONIO:</u> | | | |
| U. S. Government Agencies (Non-Gtd.) | \$32,423.89 | \$32,423.89 | \$0.00 |
| Net Reduction of Short Term Securities | 2,004,775.45 | 2,004,775.45 | 0.00 |
| | <u>\$2,037,199.34</u> | <u>\$2,037,199.34</u> | <u>\$0.00</u> |
| <u>U. T. SYSTEM CANCER CENTER - HOUSTON:</u> | | | |
| U. S. Government Agencies (Non-Gtd.) | \$54,227.57 | \$54,504.71 | \$277.14 |
| Net Reduction of Short Term Securities | 15,923,459.23 | 15,923,459.23 | 0.00 |
| | <u>\$15,977,686.80</u> | <u>\$15,977,963.94</u> | <u>\$277.14</u> |
| <u>U. T. HEALTH CENTER - TYLER:</u> | | | |
| Net Reduction of Short Term Securities | \$41,607.62 | \$41,607.62 | \$0.00 |
| <u>U. T. SYSTEM REVENUE BOND PROCEEDS:</u> | | | |
| Net Reduction of Short Term Securities | \$4,764,034.89 | \$4,764,034.89 | \$0.00 |
| <u>U. T. SYSTEM DEBT SERVICE:</u> | | | |
| U. S. Government Agencies (Non-Gtd.) | \$27,195,000.00 | \$27,195,000.00 | \$0.00 |
| Net Reduction of Short Term Securities | 19,439.65 | 19,439.65 | 0.00 |
| | <u>\$27,214,439.65</u> | <u>\$27,214,439.65</u> | <u>\$0.00</u> |

INSTITUTIONAL FUNDS
 DETAIL SCHEDULE OF SECURITIES ACQUIRED
 (January, 1992)

| ISSUE AND FUND | PAR VALUE | TOTAL PRINCIPAL COST | YIELD AT COST |
|---|------------------------|-------------------------|------------------|
| <u>U. T. SYSTEM:</u> | | | |
| Federal National Mortgage Assoc. 8% Debs., 7/10/96 | \$1,000,000.00 | \$1,051,875.00 | 6.64% |
| <u>U. T. ARLINGTON:</u> | | | |
| U. S. Treasury 4-7/8% Notes, 1/31/94 | \$2,000,000.00 | \$1,995,312.50 | 5.01% |
| <u>U. T. AUSTIN:</u> | | | |
| Federal Home Loan Bank 3.9% Discount Note, 5/27/92 | \$15,000,000.00 | \$14,805,000.00 | 4.01% |
| Federal Home Loan Bank 3.91% Discount Note, 5/26/92 | 10,945,000.00 | 10,807,105.16 | 4.02% |
| Federal National Mortgage Assoc. 3.825% Discount Note, 5/8/92 | 9,970,000.00 | 9,843,941.81 | 3.93% |
| Federal National Mortgage Assoc. 3.9% Discount Note, 5/14/92 | 15,000,000.00 | 14,803,375.01 | 4.01% |
| | <u>50,915,000.00</u> | <u>50,259,421.98</u> | <u>4.00%</u> |
| Net Short Term Securities | 2,721,780.63 | 2,721,780.63 | |
| | <u>\$53,636,780.63</u> | <u>\$52,981,202.61</u> | |
| <u>U. T. DALLAS:</u> | | | |
| Federal National Mortgage Assoc. 8% Debs., 7/10/96 | \$1,400,000.00 | \$1,472,625.00 | 6.64% |
| <u>U. T. TYLER:</u> | | | |
| Net Short Term Securities | \$0.14 | \$0.14 | |
| <u>U. T. HEALTH SCIENCE CENTER - DALLAS:</u> | | | |
| U. S. Treasury 4-7/8% Notes, 1/31/94 | \$5,000,000.00 | \$4,977,700.00 | 5.01% |
| <u>U. T. MEDICAL BRANCH - GALVESTON:</u> | | | |
| U. S. Treasury Notes: | | | |
| 5%, 12/31/93 | \$5,000,000.00 | \$5,007,031.25 | 4.92% |
| 4-7/8%, 1/31/94 | 15,000,000.00 | 14,963,250.00 | 5.01% |
| 7%, 5/15/94 | 10,000,000.00 | 10,443,750.00 | 4.98% |
| 6-7/8%, 8/15/94 | 15,000,000.00 | 15,637,500.00 | 5.11% |
| 8-3/8%, 4/15/95 | 21,110,000.00 | 22,938,654.69 | 5.44% |
| Federal National Mortgage Assoc. 8% Debs., 7/10/96 | 16,050,000.00 | 16,958,531.25 | 6.52% |
| | <u>\$82,160,000.00</u> | <u>\$85,948,717.19</u> | <u>5.43%</u> |
| <u>U. T. HEALTH SCIENCE CENTER - HOUSTON:</u> | | | |
| Net Short Term Securities | \$3,402,036.39 | \$3,402,036.39 | |

INSTITUTIONAL FUNDS
 DETAIL SCHEDULE OF SECURITIES ACQUIRED (Continued)
 (January, 1992)

| <u>ISSUE AND FUND</u> | <u>PAR VALUE</u> | <u>TOTAL PRINCIPAL COST</u> | <u>YIELD AT COST</u> |
|--|------------------------|---------------------------------|--------------------------|
| <u>U. T. SYSTEM CANCER CENTER - HOUSTON:</u> | | | |
| U. S. Treasury 4-7/8% Notes, 1/31/94 | \$5,000,000.00 | \$4,977,700.00 | 5.01% |
| <u>U. T. SYSTEM PUF BOND PROCEEDS:</u> | | | |
| Net Short Term Securities | \$3,344,327.64 | \$3,344,327.64 | |
| <u>U. T. SYSTEM DEBT SERVICE:</u> | | | |
| Federal Home Loan Bank 3.77% Discount Note, 7/1/92 | \$6,310,000.00 | \$6,194,360.49 | 3.89% |
| Federal Home Loan Bank 3.96% Discount Note, 7/30/92 | 21,160,000.00 | 20,738,704.40 | 4.10% |
| | <u>\$27,470,000.00</u> | <u>\$26,933,064.89</u> | <u>4.05%</u> |

INSTITUTIONAL FUNDS
 SCHEDULE OF SECURITIES SOLD, CALLED OR MATURED
 (January, 1992)

| ISSUE AND FUND | PAR VALUE | BOOK VALUE OF HOLDINGS | NET SALES PROCEEDS | GAIN OR (LOSS) OVER BOOK VALUE |
|--|------------------------|---------------------------|------------------------|--------------------------------------|
| <u>U. T. SYSTEM:</u> | | | | |
| Net Short Term Securities | \$1,263,953.46 | \$1,263,953.46 | \$1,263,953.46 | \$0.00 |
| <u>U. T. ARLINGTON:</u> | | | | |
| Net Short Term Securities | \$1,819,565.86 | \$1,819,565.86 | \$1,819,565.86 | \$0.00 |
| <u>U. T. AUSTIN:</u> | | | | |
| Federal National Mtge., 5.4% Discount Note, 1/6/92 | \$15,275,000.00 | \$15,275,000.00 | \$15,275,000.00 | \$0.00 |
| Federal National Mtge., 5.25% Discount Note, 1/10/92 | 9,995,000.00 | 9,995,000.00 | 9,995,000.00 | 0.00 |
| Federal National Mtge., 5% Discount Note, 1/31/92 | 10,950,000.00 | 10,950,000.00 | 10,950,000.00 | 0.00 |
| | <u>\$36,220,000.00</u> | <u>\$36,220,000.00</u> | <u>\$36,220,000.00</u> | <u>\$0.00</u> |
| <u>U. T. DALLAS:</u> | | | | |
| FHLMC Balloon Gold 7% PC, 11/1/96 | \$349.03 | \$348.54 | \$349.03 | \$0.49 |
| Net Short Term Securities | 1,566,892.31 | 1,566,892.31 | 1,566,892.31 | 0.00 |
| | <u>\$1,567,241.34</u> | <u>\$1,567,240.85</u> | <u>\$1,567,241.34</u> | <u>\$0.49</u> |
| <u>U. T. EL PASO:</u> | | | | |
| FHLMC Balloon Gold 8-1/2% PC, 3/1/96 | \$32,423.89 | \$32,423.89 | \$32,423.89 | \$0.00 |
| FHLMC Balloon Gold 8% PC, 5/1/96 | 8,910.75 | 8,860.63 | 8,910.75 | 50.12 |
| FHLMC Balloon Gold 7% PC, 11/1/96 | 698.07 | 697.09 | 698.07 | 0.98 |
| Net Short Term Securities | 720,452.69 | 720,452.69 | 720,452.69 | 0.00 |
| | <u>\$762,485.40</u> | <u>\$762,434.30</u> | <u>\$762,485.40</u> | <u>\$51.10</u> |
| <u>U. T. PAN AMERICAN:</u> | | | | |
| Net Short Term Securities | \$198,948.70 | \$198,948.70 | \$198,948.70 | \$0.00 |
| <u>U. T. SAN ANTONIO:</u> | | | | |
| FHLMC Balloon Gold 8-1/2% PC, 3/1/96 | \$16,211.94 | \$16,211.94 | \$16,211.94 | \$0.00 |
| FHLMC Balloon Gold 7% PC, 11/1/96 | 698.07 | 697.09 | 698.07 | 0.98 |
| Net Short Term Securities | 1,319,067.30 | 1,319,067.30 | 1,319,067.30 | 0.00 |
| | <u>\$1,335,977.31</u> | <u>\$1,335,976.33</u> | <u>\$1,335,977.31</u> | <u>\$0.98</u> |

INSTITUTIONAL FUNDS
 SCHEDULE OF SECURITIES SOLD, CALLED OR MATURED (Continued)
 (January, 1992)

| ISSUE AND FUND | PAR VALUE | BOOK VALUE OF HOLDINGS | NET SALES PROCEEDS | GAIN OR (LOSS) OVER BOOK VALUE |
|---|------------------------|---------------------------|------------------------|--------------------------------------|
| <u>U. T. HEALTH SCIENCE CENTER - DALLAS:</u> | | | | |
| U. S. Treasury 8-1/8% Notes, 1/31/92 | \$9,990,000.00 | \$9,990,000.00 | \$9,990,000.00 | \$0.00 |
| FHLMC Balloon Gold 7% PC, 11/1/96 | 3,490.35 | 3,485.44 | 3,490.35 | 4.91 |
| Net Short Term Securities | 14,767,889.32 | 14,767,889.32 | 14,767,889.32 | 0.00 |
| | <u>\$24,761,379.67</u> | <u>\$24,761,374.76</u> | <u>\$24,761,379.67</u> | <u>\$4.91</u> |
| <u>U. T. MEDICAL BRANCH - GALVESTON:</u> | | | | |
| FHLMC Balloon Gold 8-1/2% PC, 3/1/96 | \$64,847.78 | \$64,847.78 | \$64,847.78 | \$0.00 |
| FHLMC Balloon Gold 8% PC, 5/1/96 | 59,405.00 | 59,070.85 | 59,405.00 | 334.15 |
| FNMA 8% Debs., 7/10/96 | 20,000,000.00 | 20,738,351.42 | 21,346,875.00 | 608,523.58 |
| Net Short Term Securities | 18,482,856.82 | 18,482,856.82 | 18,482,856.82 | 0.00 |
| | <u>\$38,607,109.60</u> | <u>\$39,345,126.87</u> | <u>\$39,953,984.60</u> | <u>\$608,857.73</u> |
| <u>U. T. HEALTH SCIENCE CENTER - HOUSTON:</u> | | | | |
| FHLMC Balloon Gold 8% PC, 5/1/96 | \$11,881.00 | \$11,814.17 | \$11,881.00 | \$66.83 |
| FHLMC Balloon Gold 7% PC, 11/1/96 | 2,094.21 | 2,091.27 | 2,094.21 | 2.94 |
| | <u>\$13,975.21</u> | <u>\$13,905.44</u> | <u>\$13,975.21</u> | <u>\$69.77</u> |
| <u>U. T. HEALTH SCIENCE CENTER - SAN ANTONIO:</u> | | | | |
| FHLMC Balloon Gold 8-1/2% PC, 3/1/96 | \$32,423.89 | \$32,423.89 | \$32,423.89 | \$0.00 |
| Net Short Term Securities | 2,004,775.45 | 2,004,775.45 | 2,004,775.45 | 0.00 |
| | <u>\$2,037,199.34</u> | <u>\$2,037,199.34</u> | <u>\$2,037,199.34</u> | <u>\$0.00</u> |
| <u>U. T. SYSTEM CANCER CENTER - HOUSTON:</u> | | | | |
| FHLMC Balloon Gold 8% PC, 5/1/96 | \$47,524.00 | \$47,256.68 | \$47,524.00 | \$267.32 |
| FHLMC Balloon Gold 7% PC, 11/1/96 | 6,980.71 | 6,970.89 | 6,980.71 | 9.82 |
| Net Short Term Securities | 15,923,459.23 | 15,923,459.23 | 15,923,459.23 | 0.00 |
| | <u>\$15,977,963.94</u> | <u>\$15,977,686.80</u> | <u>\$15,977,963.94</u> | <u>\$277.14</u> |
| <u>U. T. HEALTH CENTER - TYLER:</u> | | | | |
| Net Short Term Securities | \$41,607.62 | \$41,607.62 | \$41,607.62 | \$0.00 |
| <u>U. T. SYSTEM REVENUE BOND PROCEEDS:</u> | | | | |
| Net Short Term Securities | \$4,764,034.89 | \$4,764,034.89 | \$4,764,034.89 | \$0.00 |

INSTITUTIONAL FUNDS
 SCHEDULE OF SECURITIES SOLD, CALLED OR MATURED (Continued)
 (January, 1992)

| <u>ISSUE AND FUND</u> | <u>PAR VALUE</u> | <u>BOOK VALUE OF HOLDINGS</u> | <u>NET SALES PROCEEDS</u> | <u>GAIN OR (LOSS) OVER BOOK VALUE</u> |
|-----------------------------------|------------------------|-----------------------------------|-------------------------------|---|
| <u>U. T. SYSTEM DEBT SERVICE:</u> | | | | |
| Federal Farm Credit Bank | | | | |
| 4.72% Discount Note, 1/31/92 | \$100,000.00 | \$100,000.00 | \$100,000.00 | \$0.00 |
| Federal Home Loan Bank | | | | |
| 4.73% Discount Note, 1/31/92 | 20,820,000.00 | 20,820,000.00 | 20,820,000.00 | 0.00 |
| Federal National Mtge., | | | | |
| 4.7% Discount Note, 1/2/92 | 6,275,000.00 | 6,275,000.00 | 6,275,000.00 | 0.00 |
| Net Short Term Securities | 19,439.65 | 19,439.65 | 19,439.65 | 0.00 |
| | <u>\$27,214,439.65</u> | <u>\$27,214,439.65</u> | <u>\$27,214,439.65</u> | <u>\$0.00</u> |

V. OTHER TRUST AND SPECIAL FUNDS

OTHER TRUST AND SPECIAL FUNDS

REPORT ON SECURITIES TRANSACTIONS.--The following securities transactions have been made for the Trust and Special Funds not in the Common Trust Fund, Medical Liability Self-Insurance Fund or Institutional Fund in December, 1991. The Executive Vice Chancellor for Asset Management recommends approval by the Board of Regents of these transactions.

INVESTMENTS ACQUIRED
(December, 1991)

| <u>DESCRIPTION AND FUND</u> | <u>TOTAL</u> | <u>YIELD</u> |
|--|-------------------------|------------------|
| (DETAILED SCHEDULES FOLLOW) | <u>PRINCIPAL COST</u> | <u>AT COST</u> |
| <u>PURCHASES</u> | | |
| <u>CORPORATE BONDS:</u> | | |
| Pooled Income Fund | \$9,994.80 | 8.96% |
| R. D. Woods Unitrust | 39,979.20 | 8.96% |
| Charles A. Stacey Charitable Remainder Unitrust | 39,979.20 | 8.96% |
| R. D. Woods Unitrust #2 | 9,994.80 | 8.96% |
| Surginer Family Charitable Remainder Trust | 49,974.00 | 8.96% |
| TOTAL - Corporate Bonds | <u>\$149,922.00</u> | <u>8.96%</u> |
| <u>COMMON STOCKS:</u> | | |
| Ima Hogg Foundation | <u>\$607,459.00</u> | <u>1.57%</u> |
| <u>NET PURCHASE OF SHORT TERM SECURITIES</u> | | |
| Agency Funds | <u>\$1,946,162.02</u> | |

OTHER TRUST AND SPECIAL FUNDS
INVESTMENTS DISPOSED OF
(December, 1991)

| DESCRIPTION AND FUND (DETAILED SCHEDULES FOLLOW) | BOOK VALUE | TOTAL NET PROCEEDS | GAIN OR (LOSS) |
|--|--------------|-----------------------|-------------------|
| <u>MATURITIES AND PREPAYMENTS</u> | | | |
| <u>CORPORATE BONDS:</u> | | | |
| Jack G. Taylor Endowment Fund | \$19,975.83 | \$20,320.00 | \$344.17 |
| Ima Hogg Foundation | 199,781.22 | 203,200.00 | 3,418.78 |
| Robertson Poth Foundation | 50,734.50 | 50,800.00 | 65.50 |
| TOTAL - Corporate Bonds | \$270,491.55 | \$274,320.00 | \$3,828.45 |
| <u>SALES</u> | | | |
| <u>OTHER EQUITIES:</u> | | | |
| UTSCG-H - Gift of Mr. & Mrs. Philip Timmons | \$10,304.00 | \$4,097.86 | (\$6,206.14) |
| <u>COMMON STOCKS:</u> | | | |
| Ralph B. Thomas Regents Professorship in International Studies in Business | \$4,875.00 | \$32,570.41 | \$27,695.41 |
| Walter Prescott Webb Chair in History | 10,074.00 | 5,791.30 | (4,282.70) |
| Ima Hogg Foundation | 291,328.50 | 225,958.43 | (65,370.07) |
| | \$306,277.50 | | (\$41,957.36) |
| Securities Received by Gift or Bequest | | 1,235,924.97 | |
| TOTAL - All Common Stocks | | \$1,500,245.11 | |
| | | TOTAL NET PROCEEDS | |
| <u>NET REDUCTION OF SHORT TERM SECURITIES</u> | | (BOOK VALUE) | |
| Designated Funds | | \$28,755.77 | |
| Current Purpose Funds | | 1,867,017.13 | |
| Endowment Funds | | 39,140,309.39 | |
| Annuity and Life Income Funds | | 34,833.05 | |
| Estates and Held in Trust by Others | | 111,068.71 | |
| TOTAL - Net Reduction of Short Term Securities | | \$41,181,984.05 | |

OTHER TRUST AND SPECIAL FUNDS
SCHEDULE OF SECURITIES PURCHASED
(December, 1991)

| <u>ISSUE AND FUND</u> | <u>PAR VALUE OR NO. SHARES</u> | <u>TOTAL PRINCIPAL COST</u> | <u>YIELD AT COST</u> |
|---|------------------------------------|---------------------------------|--------------------------|
| <u>DEBT SECURITIES</u> | | | |
| <u>POOLED INCOME FUND:</u> | | | |
| Montana Power 8.95% 1st Mtge, 2/1/22 | \$10,000.00 | \$9,994.80 | 8.96% |
| <u>R. D. WOODS UNITRUST:</u> | | | |
| Montana Power 8.95% 1st Mtge, 2/1/22 | \$40,000.00 | \$39,979.20 | 8.96% |
| <u>CHARLES A. STACEY CHARITABLE REMAINDER UNITRUST:</u> | | | |
| Montana Power 8.95% 1st Mtge, 2/1/22 | \$40,000.00 | \$39,979.20 | 8.96% |
| <u>R. D. WOODS UNITRUST #2:</u> | | | |
| Montana Power 8.95% 1st Mtge, 2/1/22 | \$10,000.00 | \$9,994.80 | 8.96% |
| <u>SURGINER FAMILY CHARITABLE REMAINDER TRUST:</u> | | | |
| Montana Power 8.95% 1st Mtge, 2/1/22 | \$50,000.00 | \$49,974.00 | 8.96% |
| <u>EQUITY SECURITIES</u> | | | |
| <u>IMA HOGG FOUNDATION:</u> | | | |
| Bankers Trust New York | 3,400 | \$198,288.00 | 4.80% |
| BioWhittaker | 6,000 | 49,446.00 | 0.00% |
| Fisher Scientific International | 25,000 | 359,725.00 | 0.00% |
| | | <u>\$607,459.00</u> | <u>1.57%</u> |

OTHER TRUST AND SPECIAL FUNDS
SCHEDULE OF SECURITIES SOLD, CALLED OR MATURED
(December, 1991)

| ISSUE AND FUND | PAR VALUE OR NO. OF SHARES | BOOK VALUE OF HOLDINGS | NET SALES PROCEEDS | GAIN OR (LOSS) OVER BOOK VALUE |
|--|-------------------------------|---------------------------|-----------------------|--------------------------------------|
| <u>DEBT SECURITIES</u> | | | | |
| JACK G. TAYLOR ENDOWMENT FUND: | | | | |
| <u>CIT Financial 9.85% Sr. Sub. Debs., 8/15/04</u> | | | | |
| | \$20,000.00 | \$19,975.83 | \$20,320.00 | \$344.17 |
| <u>IMA HOGG FOUNDATION:</u> | | | | |
| <u>CIT Financial 9.85% Sr. Sub. Debs., 8/15/04</u> | | | | |
| | \$200,000.00 | \$199,781.22 | \$203,200.00 | \$3,418.78 |
| <u>ROBERTSON POTH FOUNDATION:</u> | | | | |
| <u>CIT Financial 9.85% Sr. Sub. Debs., 8/15/04</u> | | | | |
| | \$50,000.00 | \$50,734.50 | \$50,800.00 | \$65.50 |
| <u>EQUITY SECURITIES</u> | | | | |
| U. T. SYSTEM CANCER CENTER - HOUSTON - GIFT OF MR. & MRS. PHILIP TIMMINS: | | | | |
| <u>TL&M Investment</u> | | | | |
| | | \$10,304.00 | \$4,097.86 | (\$6,206.14) |
| <u>RALPH B. THOMAS REGENTS PROFESSORSHIP IN INTERNATIONAL STUDIES IN BUSINESS:</u> | | | | |
| <u>Diasonics</u> | | | | |
| | 1,300 | \$4,875.00 | \$32,570.41 | \$27,695.41 |
| <u>WALTER PRESCOTT WEBB CHAIR IN HISTORY:</u> | | | | |
| <u>Browning-Ferris Industries</u> | | | | |
| | 300 | \$10,074.00 | \$5,791.30 | (\$4,282.70) |
| <u>IMA HOGG FOUNDATION:</u> | | | | |
| <u>British Airways PLC-ADR</u> | | | | |
| | 4,200 | \$138,936.00 | \$162,975.55 | \$24,039.55 |
| <u>Whittaker</u> | | | | |
| | 6,500 | 152,392.50 | 62,982.88 | (89,409.62) |
| | | <u>\$291,328.50</u> | <u>\$225,958.43</u> | <u>(\$65,370.07)</u> |
| <u>SECURITIES RECEIVED BY GIFT OR BEQUEST:</u> | | | | |
| CLASP - VARIOUS DONORS - DEPARTMENT OF GERMANIC LANGUAGES: | | | | |
| <u>Deposit Guaranty</u> | | | | |
| | 67 | | \$2,237.80 | |
| <u>MOFFETT GIFT:</u> | | | | |
| <u>Freeport McMoran</u> | | | | |
| | 17,782 | | \$691,696.68 | |

OTHER TRUST AND SPECIAL FUNDS
 SCHEDULE OF SECURITIES SOLD, CALLED OR MATURED (Continued)
 (December, 1991)

| ISSUE AND FUND | NO. OF SHARES | NET SALES PROCEEDS |
|---|---------------|-----------------------|
| <u>SECURITIES RECEIVED BY GIFT</u> | | |
| <u>OR BEQUEST (continued):</u> | | |
| <u>OSMAR ABIB ENDOWED SCHOLARSHIP FUND:</u> | | |
| Oklahoma Gas & Electric | 25 | \$1,038.09 |
| <u>U. T. - EL PASO -</u> | | |
| <u>ALZHEIMER'S RESEARCH GIFT FUND:</u> | | |
| American Brands | 100 | \$3,858.05 |
| <u>U. T. HEALTH SCIENCE CENTER - DALLAS -</u> | | |
| <u>"MEDICAL ILLUSTRATION" IN THE GRADUATE SCHOOL:</u> | | |
| Disney (Walt) | 100 | \$10,490.29 |
| <u>U. T. HEALTH SCIENCE CENTER - DALLAS -</u> | | |
| <u>DR. MONTGOMERY'S RESEARCH PROGRAM:</u> | | |
| Oryx Energy | 52 | \$1,190.76 |
| Sun | 52 | 1,379.25 |
| | | <u>\$2,570.01</u> |
| <u>U. T. SYSTEM CANCER CENTER - HOUSTON -</u> | | |
| <u>HERMAN N. HIPPE RESEARCH FUND:</u> | | |
| Coca-Cola | 15 | \$1,038.14 |
| <u>U. T. SYSTEM CANCER CENTER - HOUSTON -</u> | | |
| <u>M. D. ANDERSON CANCER CENTER ANNUAL CAMPAIGN:</u> | | |
| Proctor & Gamble | 3 | \$258.44 |
| <u>JUDD H. AND CYNTHIA S. QUALLINE</u> | | |
| <u>CENTENNIAL LECTURESHIP IN</u> | | |
| <u>PETROLEUM GEOLOGY:</u> | | |
| Telefonos de Mexico ADR | 100 | \$4,227.35 |
| <u>THRUST 2000 ENGINEERING</u> | | |
| <u>GRADUATE FELLOWSHIP FUND:</u> | | |
| Heinz (H.J.) | 100 | \$3,702.37 |
| <u>HEAD BASEBALL COACH ENDOWMENT:</u> | | |
| <u>Time Warner Convertible</u> | | |
| Preferred | 2,040 | \$90,298.30 |
| Freeport McMoran | 7,218 | 280,770.82 |
| | | <u>\$371,069.12</u> |

OTHER TRUST AND SPECIAL FUNDS
 SCHEDULE OF SECURITIES SOLD, CALLED OR MATURED (Continued)
 (December, 1991)

| ISSUE AND FUND | NO. OF SHARES | NET SALES PROCEEDS |
|---|---------------|-----------------------|
| <u>SECURITIES RECEIVED BY GIFT</u> | | |
| <u>OR BEQUEST (continued):</u> | | |
| U. T. - SAN ANTONIO - ROLAND K. AND JANE W. BLUMBERG PROFESSORSHIP IN BIOSCIENCES: | | |
| Victoria Bankshares | 2,000 | \$27,000.00 |
| | | |
| U. T. HEALTH SCIENCE CENTER - DALLAS - ROBERT S. STERNBERG ENDOWMENT FUND FOR EMERGENCY CARDIAC CARE: | | |
| Laidlaw Transportation Limited - Class B | 1,667 | \$12,752.11 |
| | | |
| U. T. SYSTEM CANCER CENTER - HOUSTON - SUE AND RADCLIFFE KILLIAM PROFESSORSHIP: | | |
| Block (H&R) | 2,000 | \$67,547.74 |
| Olsten | 1,600 | 36,438.78 |
| | | \$103,986.52 |

OTHER TRUST AND SPECIAL FUNDS

REPORT ON SECURITIES TRANSACTIONS.--The following securities transactions have been made for the Trust and Special Funds not in the Common Trust Fund, Medical Liability Self-Insurance Fund or Institutional Fund in January, 1992. The Executive Vice Chancellor for Asset Management recommends approval by the Board of Regents of these transactions.

INVESTMENTS ACQUIRED
(January, 1992)

| <u>DESCRIPTION AND FUND</u> | <u>TOTAL</u> | <u>YIELD</u> |
|--|-------------------------|------------------|
| (DETAILED SCHEDULES FOLLOW) | <u>PRINCIPAL COST</u> | <u>AT COST</u> |
| <u>PURCHASES</u> | | |
| <u>FOREIGN GOVERNMENTS:</u> | | |
| Mike and Maxine K. Mebane | | |
| Endowed Traveling Scholarship | | |
| in Architecture | \$24,702.50 | 8.51% |
| Kelsey Charitable Remainder Trust | 49,405.00 | 8.51% |
| Surginer Family Charitable Remainder Trust | 49,405.00 | 8.51% |
| UTHC - T - Hellar Charitable Remainder Trust | 24,702.50 | 8.51% |
| Ima Hogg Foundation | 49,405.00 | 8.51% |
| Winedale Stagecoach Inn Fund | 24,702.50 | 8.51% |
| TOTAL - Foreign Governments | <u>\$222,322.50</u> | <u>8.51%</u> |
| <u>COMMON STOCKS:</u> | | |
| UTMB - G - Cecil H. and Ida M. Green | | |
| Chair in Biomedical Institute | \$9,864.96 | 0.00% |
| Ima Hogg Foundation | 558,982.50 | 1.13% |
| | <u>\$568,847.46</u> | <u>1.11%</u> |
| <u>NET PURCHASE OF SHORT TERM SECURITIES</u> | | |
| | <u>BOOK VALUE</u> | |
| Designated Funds | \$10,113.65 | |
| Current Purpose Funds | 569,516.37 | |
| Endowment Funds | 7,187,834.72 | |
| Estates and Held in Trust by Others | 82,144.16 | |
| | <u>\$7,849,608.90</u> | |

OTHER TRUST AND SPECIAL FUNDS
INVESTMENTS DISPOSED OF
(January, 1992)

| DESCRIPTION AND FUND (DETAILED SCHEDULES FOLLOW) | BOOK VALUE | TOTAL NET PROCEEDS | GAIN OR (LOSS) |
|--|--------------|-----------------------|-------------------|
| <u>MATURITIES AND PREPAYMENTS</u> | | | |
| UTD - Excellence in Education Chair in the Erik Jonsson School of Engineering and Computer Sciences No. 1 | \$563.59 | \$554.58 | (\$9.01) |
| UTD - Excellence in Education Chair in the Erik Jonsson School of Engineering and Computer Sciences No. 2 | 563.56 | 554.57 | (8.99) |
| UTD - Excellence in Education Chair in the Erik Jonsson School of Natural Science and Mathematics No. 1 | 563.56 | 554.57 | (8.99) |
| UTD - Excellence in Education Chair in the Erik Jonsson School of Natural Science and Mathematics No. 2 | 563.56 | 554.57 | (8.99) |
| UTD - Excellence in Education Fellowship Endowment No. 1 | 1,127.11 | 1,109.14 | (17.97) |
| UTD - Excellence in Education Fellowship Endowment No. 2 | 1,127.11 | 1,109.14 | (17.97) |
| UTD - Excellence in Education Research Endowment No. 1 | 394.46 | 388.18 | (6.28) |
| UTD - Excellence in Education Research Endowment No. 2 | 394.47 | 388.19 | (6.28) |
| UTD - Endowment for the Cecil and Ida Green Center for the Study of Science and Society | 394.47 | 388.19 | (6.28) |
| | \$5,691.89 | \$5,601.13 | (\$90.76) |
| <u>SALES</u> | | | |
| <u>OTHER EQUITIES:</u> | | | |
| UTSCG-H - Shannon Timmins Endowment for Leukemia Research | \$19,964.00 | \$8,349.31 | (\$11,614.69) |
| <u>COMMON STOCKS:</u> | | | |
| Ima Hogg Foundation | \$450,654.42 | \$660,617.40 | \$209,962.98 |
| Securities Received by Gift or Bequest | | 3,703,492.87 | |
| TOTAL - All Equity Securities | | \$4,364,110.27 | |
| | | TOTAL NET PROCEEDS | |
| <u>NET REDUCTION OF SHORT TERM SECURITIES</u> | | (BOOK VALUE) | |
| Annuity and Life Income Funds | | \$46,541.18 | |
| Agency Funds | | 718,205.63 | |
| TOTAL - Net Reduction of Short Term Securities | | \$764,746.81 | |

OTHER TRUST AND SPECIAL FUNDS
SCHEDULE OF SECURITIES PURCHASED
(January, 1992)

| ISSUE AND FUND | PAR VALUE OR NO. SHARES | TOTAL PRINCIPAL COST | YIELD AT COST |
|---|----------------------------|-------------------------|------------------|
| <u>DEBT SECURITIES</u> | | | |
| MIKE AND MAXINE K. MEBANE ENDOWED TRAVELING SCHOLARSHIP IN ARCHITECTURE: | | | |
| Hydro Quebec Electric Commission 8.4% Debs., 1/15/22 | \$25,000.00 | \$24,702.50 | 8.51% |
| KELSEY CHARITABLE REMAINDER TRUST: | | | |
| Hydro Quebec Electric Commission 8.4% Debs., 1/15/22 | \$50,000.00 | \$49,405.00 | 8.51% |
| SURGINER FAMILY CHARITABLE REMAINDER TRUST: | | | |
| Hydro Quebec Electric Commission 8.4% Debs., 1/15/22 | \$50,000.00 | \$49,405.00 | 8.51% |
| U. T. HEALTH CENTER - TYLER - HELLAR CHARITABLE REMAINDER TRUST: | | | |
| Hydro Quebec Electric Commission 8.4% Debs., 1/15/22 | \$25,000.00 | \$24,702.50 | 8.51% |
| IMA HOGG FOUNDATION: | | | |
| Hydro Quebec Electric Commission 8.4% Debs., 1/15/22 | \$50,000.00 | \$49,405.00 | 8.51% |
| WINEDALE STAGECOACH INN FUND: | | | |
| Hydro Quebec Electric Commission 8.4% Debs., 1/15/22 | \$25,000.00 | \$24,702.50 | 8.51% |
| <u>EQUITY SECURITIES</u> | | | |
| U. T. MEDICAL BRANCH - GALVESTON - CECIL H. AND IDA M. GREEN CHAIR MARINE BIOMEDICAL INSTITUTE: | | | |
| Common Fund Account | 2.03 | \$9,864.96 | 0.00% |
| IMA HOGG FOUNDATION: | | | |
| BioWhittaker | 6,000 | \$53,670.00 | 0.00% |
| California Microwave | 11,000 | 182,187.50 | 0.00% |
| Shared Medical Systems | 7,500 | 151,875.00 | 4.15% |
| Stanford Telecommunications | 25,000 | 171,250.00 | 0.00% |
| | | <u>\$558,982.50</u> | <u>1.13%</u> |

OTHER TRUST AND SPECIAL FUNDS
 SCHEDULE OF SECURITIES SOLD, CALLED OR MATURED
 (January, 1992)

| ISSUE AND FUND | PAR VALUE OR NO. OF SHARES | BOOK VALUE OF HOLDINGS | NET SALES PROCEEDS | GAIN OR (LOSS) OVER BOOK VALUE |
|---|-------------------------------|---------------------------|-----------------------|--------------------------------------|
| <u>DEBT SECURITIES</u> | | | | |
| U. T. DALLAS - EXCELLENCE IN EDUCATION CHAIR IN THE ERIK JONSSON SCHOOL OF ENGINEERING AND COMPUTER SCIENCES NO. 1: | | | | |
| <hr/> | | | | |
| Federal Home Loan Mtge. Participation Certificate 490010, 9%, 6/1/97 | \$406.67 | \$414.56 | \$406.67 | (\$7.89) |
| Federal Home Loan Mtge. CMO 125-A, 8-3/4%, 3/15/00 | 147.91 | 149.03 | 147.91 | (1.12) |
| | <u>\$554.58</u> | <u>\$563.59</u> | <u>\$554.58</u> | <u>(\$9.01)</u> |
| U. T. DALLAS - EXCELLENCE IN EDUCATION CHAIR IN THE ERIK JONSSON SCHOOL OF ENGINEERING AND COMPUTER SCIENCES NO. 2: | | | | |
| <hr/> | | | | |
| Federal Home Loan Mtge. Participation Certificate 490010, 9%, 6/1/97 | \$406.66 | \$414.54 | \$406.66 | (\$7.88) |
| Federal Home Loan Mtge. CMO 125-A, 8-3/4%, 3/15/00 | 147.91 | 149.02 | 147.91 | (1.11) |
| | <u>\$554.57</u> | <u>\$563.56</u> | <u>\$554.57</u> | <u>(\$8.99)</u> |
| U. T. DALLAS - EXCELLENCE IN EDUCATION CHAIR IN THE ERIK JONSSON SCHOOL OF NATURAL SCIENCE AND MATHEMATICS NO. 1: | | | | |
| <hr/> | | | | |
| Federal Home Loan Mtge. Participation Certificate 490010, 9%, 6/1/97 | \$406.66 | \$414.54 | \$406.66 | (\$7.88) |
| Federal Home Loan Mtge. CMO 125-A, 8-3/4%, 3/15/00 | 147.91 | 149.02 | 147.91 | (1.11) |
| | <u>\$554.57</u> | <u>\$563.56</u> | <u>\$554.57</u> | <u>(\$8.99)</u> |
| U. T. DALLAS - EXCELLENCE IN EDUCATION CHAIR IN THE ERIK JONSSON SCHOOL OF NATURAL SCIENCE AND MATHEMATICS NO. 2: | | | | |
| <hr/> | | | | |
| Federal Home Loan Mtge. Participation Certificate 490010, 9%, 6/1/97 | \$406.66 | \$414.54 | \$406.66 | (\$7.88) |
| Federal Home Loan Mtge. CMO 125-A, 8-3/4%, 3/15/00 | 147.91 | 149.02 | 147.91 | (1.11) |
| | <u>\$554.57</u> | <u>\$563.56</u> | <u>\$554.57</u> | <u>(\$8.99)</u> |

OTHER TRUST AND SPECIAL FUNDS
 SCHEDULE OF SECURITIES SOLD, CALLED OR MATURED (Continued)
 (January, 1992)

| ISSUE AND FUND | PAR VALUE OR NO. OF SHARES | BOOK VALUE OF HOLDINGS | NET SALES PROCEEDS | GAIN OR (LOSS) OVER BOOK VALUE |
|---|-------------------------------|---------------------------|-----------------------|--------------------------------------|
| <u>DEBT SECURITIES (Continued)</u> | | | | |
| U. T. DALLAS - EXCELLENCE IN EDUCATION FELLOWSHIP ENDOWMENT NO. 1: | | | | |
| Federal Home Loan Mtge. Participation Certificate 490010, 9%, 6/1/97 | | | | |
| | \$813.33 | \$829.08 | \$813.33 | (\$15.75) |
| Federal Home Loan Mtge. CMO 125-A, 8-3/4%, 3/15/00 | | | | |
| | 295.81 | 298.03 | 295.81 | (2.22) |
| | <u>\$1,109.14</u> | <u>\$1,127.11</u> | <u>\$1,109.14</u> | <u>(\$17.97)</u> |
| U. T. DALLAS - EXCELLENCE IN EDUCATION FELLOWSHIP ENDOWMENT NO. 2: | | | | |
| Federal Home Loan Mtge. Participation Certificate 490010, 9%, 6/1/97 | | | | |
| | \$813.33 | \$829.08 | \$813.33 | (\$15.75) |
| Federal Home Loan Mtge. CMO 125-A, 8-3/4%, 3/15/00 | | | | |
| | 295.81 | 298.03 | 295.81 | (2.22) |
| | <u>\$1,109.14</u> | <u>\$1,127.11</u> | <u>\$1,109.14</u> | <u>(\$17.97)</u> |
| U. T. DALLAS - EXCELLENCE IN EDUCATION RESEARCH ENDOWMENT NO. 1: | | | | |
| Federal Home Loan Mtge. Participation Certificate 490010, 9%, 6/1/97 | | | | |
| | \$284.65 | \$290.16 | \$284.65 | (\$5.51) |
| Federal Home Loan Mtge. CMO 125-A, 8-3/4%, 3/15/00 | | | | |
| | 103.53 | 104.30 | 103.53 | (0.77) |
| | <u>\$388.18</u> | <u>\$394.46</u> | <u>\$388.18</u> | <u>(\$6.28)</u> |
| U. T. DALLAS - EXCELLENCE IN EDUCATION RESEARCH ENDOWMENT NO. 2: | | | | |
| Federal Home Loan Mtge. Participation Certificate 490010, 9%, 6/1/97 | | | | |
| | \$284.66 | \$290.17 | \$284.66 | (\$5.51) |
| Federal Home Loan Mtge. CMO 125-A, 8-3/4%, 3/15/00 | | | | |
| | 103.53 | 104.30 | 103.53 | (0.77) |
| | <u>\$388.19</u> | <u>\$394.47</u> | <u>\$388.19</u> | <u>(\$6.28)</u> |
| U. T. DALLAS - ENDOWMENT FOR THE CECIL AND IDA GREEN CENTER FOR THE STUDY OF SCIENCE AND SOCIETY: | | | | |
| Federal Home Loan Mtge. Participation Certificate 490010, 9%, 6/1/97 | | | | |
| | \$284.66 | \$290.17 | \$284.66 | (\$5.51) |
| Federal Home Loan Mtge. CMO 125-A, 8-3/4%, 3/15/00 | | | | |
| | 103.53 | 104.30 | 103.53 | (0.77) |
| | <u>\$388.19</u> | <u>\$394.47</u> | <u>\$388.19</u> | <u>(\$6.28)</u> |

OTHER TRUST AND SPECIAL FUNDS
 SCHEDULE OF SECURITIES SOLD, CALLED OR MATURED (Continued)
 (January, 1992)

| ISSUE AND FUND | PAR VALUE OR NO. OF SHARES | BOOK VALUE OF HOLDINGS | NET SALES PROCEEDS | GAIN OR (LOSS) OVER BOOK VALUE |
|---|-------------------------------|---------------------------|-----------------------|--------------------------------------|
| <u>EQUITY SECURITIES</u> | | | | |
| U. T. SYSTEM CANCER CENTER - HOUSTON - SHANNON TIMMINS ENDOWMENT FOR LEUKEMIA RESEARCH: | | | | |
| TL&M Investment | | \$19,964.00 | \$8,349.31 | (\$11,614.69) |
| <u>IMA HOGG FOUNDATION:</u> | | | | |
| Fleetwood Enterprises | 4,500 | \$92,716.92 | \$152,679.90 | \$59,962.98 |
| Modine Manufacturing | 8,000 | 96,000.00 | 207,000.00 | 111,000.00 |
| Scitex | 7,500 | 261,937.50 | 300,937.50 | 39,000.00 |
| | | <u>\$450,654.42</u> | <u>\$660,617.40</u> | <u>\$209,962.98</u> |
| <u>SECURITIES RECEIVED BY GIFT OR BEQUEST:</u> | | | | |
| CHANCELLOR'S COUNCIL UNRESTRICTED ACCOUNT: | | | | |
| Belo (A. H.) | 34.00 | | \$1,084.56 | |
| Cooper Industries | 94.42 | | 5,372.31 | |
| Pfizer | 24.00 | | 1,938.56 | |
| | | | <u>\$8,395.43</u> | |
| U. T. ARLINGTON - BIOMEDICAL ENGINEERING: | | | | |
| Lilly (Eli) | 5 | | \$423.23 | |
| LIBERAL ARTS - VARIOUS DONORS/ PURPOSES ACCOUNT: | | | | |
| Abbott Laboratories | 25 | | \$1,581.82 | |
| MCDONALD OBSERVATORY AND ASTRONOMY BOARD OF VISITORS: | | | | |
| Apple Computer | 10 | | \$549.00 | |

OTHER TRUST AND SPECIAL FUNDS
 SCHEDULE OF SECURITIES SOLD, CALLED OR MATURED (Continued)
 (January, 1992)

| ISSUE AND FUND | NO. OF SHARES | NET SALES PROCEEDS |
|---|---------------|-----------------------|
| <u>SECURITIES RECEIVED BY GIFT</u> | | |
| <u>OR BEQUEST (continued):</u> | | |
| <u>EX-STUDENTS' MATCHING PROGRAM -</u> | | |
| <u>VARIOUS PURPOSES:</u> | | |
| Arkla | 200 | \$2,154.92 |
| Henley Group | 8 | 207.20 |
| Medical Care | | |
| International | 30 | 2,239.50 |
| Waste Management | 4 | 175.59 |
| Wheelabrator | | |
| Technologies | 10 | 356.48 |
| | | \$5,133.69 |
| <u>JAMES GOODSON PROFESSORSHIP FUND:</u> | | |
| Belo (A. H.) | 34 | \$1,195.06 |
| <u>THE LONGHORN FOUNDATION:</u> | | |
| Belo (A. H.) | 34 | \$1,216.30 |
| Bristol-Myers Squibb | 11 | 968.24 |
| Forest Labs | 47 | 1,836.26 |
| Telefonos de Mexico ADR | 33 | 1,502.27 |
| | | \$5,523.07 |
| <u>SCHOOL OF NURSING:</u> | | |
| Greyhound Lines | 11 | \$96.52 |
| <u>PRESIDENT'S ASSOCIATES:</u> | | |
| Medical Care | | |
| International | 70 | \$5,225.50 |
| Oracle Systems | 39 | 546.98 |
| | | \$5,772.48 |
| <u>GRADUATE SCHOOL OF BUSINESS STUDENT/ FACULTY EXCELLENCE FUND:</u> | | |
| Oracle Systems | 147 | \$2,061.67 |
| <u>TEXAS LONGHORN EDUCATION FOUNDATION:</u> | | |
| Pogo Producing | 630 | \$3,559.37 |
| <u>U. T. DALLAS - CALLIER CENTER OF COMMUNICATION DISORDER, DENNARD FUND:</u> | | |
| Pepsico | 35 | \$1,225.83 |

OTHER TRUST AND SPECIAL FUNDS
 SCHEDULE OF SECURITIES SOLD, CALLED OR MATURED (Continued)
 (January, 1992)

| ISSUE AND FUND | NO. OF SHARES | NET SALES PROCEEDS |
|---|---------------|-----------------------|
| <u>SECURITIES RECEIVED BY GIFT</u> | | |
| <u>OR BEQUEST (continued):</u> | | |
| <u>U. T. SAN ANTONIO - PRESIDENT'S ASSOCIATES:</u> | | |
| American Express | 22.83 | \$500.00 |
| | | |
| <u>U. T. SAN ANTONIO - DEAN'S FUND COLLEGE OF FINE ARTS AND HUMANITIES, KEYBOARD PROMOTIONS:</u> | | |
| American Express | 47.17 | \$1,032.94 |
| | | |
| <u>U. T. SAN ANTONIO - UNRESTRICTED USE:</u> | | |
| Georgia-Pacific | 20 | \$1,039.61 |
| | | |
| <u>U. T. SAN ANTONIO - INSTITUTE OF TEXAN CULTURES:</u> | | |
| Pfizer | 15 | \$1,211.61 |
| | | |
| <u>U. T. HEALTH SCIENCE CENTER - DALLAS - FRIENDS OF THE CENTER FOR MINERAL METABOLISM:</u> | | |
| Century Telephone Enterprises | 20 | \$570.48 |
| | | |
| <u>U. T. HEALTH SCIENCE CENTER - DALLAS - SUSPENSE ACCOUNT FOR UNIDENTIFIED DEVELOPMENT CHECKS:</u> | | |
| Sysco | 35,000 | \$1,594,546.76 |
| | | |
| <u>U. T. MEDICAL BRANCH - GALVESTON :</u> | | |
| Cooper Industries | 17.58 | \$1,000.27 |
| | | |
| <u>U. T. MEDICAL BRANCH - GALVESTON - JAMES EDWIN THOMPSON MOLECULAR BIOLOGY LABORATORY:</u> | | |
| Imperial Holly | 300 | \$4,169.86 |
| | | |
| <u>U. T. SYSTEM CANCER CENTER - HOUSTON - ANNUAL CAMPAIGN:</u> | | |
| Battle Mountain Gold | 78 | \$547.93 |
| Fluor | 16 | 690.37 |
| Pennzoil | 195 | 10,534.52 |
| | | \$11,772.82 |
| | | |
| <u>U. T. SYSTEM CANCER CENTER - HOUSTON - GENERAL INSTITUTIONAL SUPPORT:</u> | | |
| Intergraph | 525 | \$10,447.50 |

OTHER TRUST AND SPECIAL FUNDS
 SCHEDULE OF SECURITIES SOLD, CALLED OR MATURED (Continued)
 (January, 1992)

| ISSUE AND FUND | NO. OF SHARES | NET SALES PROCEEDS |
|---|---------------------|-----------------------|
| <u>SECURITIES RECEIVED BY GIFT</u> | | |
| <u>OR BEQUEST (continued):</u> | | |
| J. J. "JAKE" PICKLE CONGRESSIONAL SCHOLARSHIP PROGRAM: | | |
| ----- | | |
| Oracle Systems | 39 | \$546.98 |
| ----- | | |
| SAM RAYBURN LIBRARY ENDOWMENT: | | |
| ----- | | |
| <u>Convertible Debentures:</u> | | |
| Baker Hughes | \$25,000.00 | \$26,053.47 |
| Browning Ferris | 10,000.00 | 9,113.19 |
| Carolina Freight | 50,000.00 | 38,795.14 |
| Dixie Yarns | 25,000.00 | 18,119.44 |
| Gruman | 20,000.00 | 19,653.06 |
| Loral | 35,000.00 | 36,465.38 |
| Texas Industries | 25,000.00 | 23,600.00 |
| Travelers | 25,000.00 | 24,044.67 |
| Union Carbide | 40,000.00 | 37,083.33 |
| | <u>\$255,000.00</u> | <u>232,927.68</u> |
| ----- | | |
| <u>Common Stocks:</u> | | |
| American Express | 400 | 8,771.70 |
| Ameritech | 150 | 9,607.92 |
| Amoco | 500 | 23,839.20 |
| Automatic Data Processing | 600 | 26,882.10 |
| Bard (C. R.) | 700 | 22,175.25 |
| Bergen Brunswick - Class A | 603 | 10,811.42 |
| Central & South West | 1,000 | 52,428.25 |
| Citicorp | 1,200 | 17,615.41 |
| Dow Chemical | 300 | 16,328.45 |
| Dun & Bradstreet | 200 | 11,110.62 |
| Emerson Electric | 400 | 22,971.23 |
| Ford Motor | 300 | 9,353.68 |
| Gannett | 400 | 18,321.38 |
| Genuine Parts | 400 | 18,471.38 |
| Hewlett-Packard | 300 | 18,240.89 |
| Houston Industries | 1,000 | 42,803.57 |
| International Business Machines | 200 | 18,810.37 |
| K Mart | 400 | 19,671.34 |
| Laidlaw Transportation Limited - Class B | 1,300 | 13,396.05 |
| Luby's Cafeterias | 800 | 12,043.59 |
| New England Business Service | 600 | 11,250.00 |
| Nynex | 100 | 7,667.74 |
| Occidental Petroleum | 500 | 9,777.17 |
| Pepsico | 500 | 16,464.45 |
| Schering-Plough | 300 | 18,615.87 |
| Southwestern Bell | 150 | 9,176.69 |
| Texaco | 200 | 12,210.59 |
| Texas Utilities | 1,500 | 59,705.50 |
| US West | 200 | 7,460.75 |
| | | <u>\$778,910.24</u> |
| ----- | | |

OTHER TRUST AND SPECIAL FUNDS
 SCHEDULE OF SECURITIES SOLD, CALLED OR MATURED (Continued)
 (January, 1992)

| ISSUE AND FUND | NO. OF SHARES | NET SALES PROCEEDS |
|--|---------------|-----------------------|
| <u>SECURITIES RECEIVED BY GIFT</u> | | |
| <u>OR BEQUEST (continued):</u> | | |
| <u>THE EDITH BLANCHE JENNINGS BURNS</u> | | |
| <u>SCHOLARSHIP IN NURSING:</u> | | |
| <u>Amoco</u> | <u>204</u> | <u>\$9,779.43</u> |
| | | |
| <u>THE JOANNE MARYE THAMAN ENDOWED</u> | | |
| <u>PRESIDENTIAL SCHOLARSHIP:</u> | | |
| <u>Exxon</u> | <u>1,000</u> | <u>\$58,898.03</u> |
| | | |
| <u>NANCY LEE AND PERRY R. BASS REGENT'S</u> | | |
| <u>CHAIR IN MOLECULAR BIOLOGY:</u> | | |
| <u>Iomega</u> | <u>77,742</u> | <u>\$699,864.20</u> |
| | | |
| <u>NANCY LEE AND PERRY R. BASS CONCERT</u> | | |
| <u>HALL ENDOWMENT FUND:</u> | | |
| <u>Iomega</u> | <u>33,318</u> | <u>\$299,941.80</u> |
| | | |
| <u>WHITWORTH-HOLLOWAY ENDOWED SCHOLARSHIP:</u> | | |
| <u>Allied-Signal</u> | <u>156</u> | <u>\$6,770.17</u> |
| | | |
| <u>U. T. SAN ANTONIO - THE ROLAND K.</u> | | |
| <u>AND JANE W. BLUMBERG PROFESSORSHIP</u> | | |
| <u>IN BIOSCIENCES:</u> | | |
| <u>Victoria Bankshares</u> | <u>5,000</u> | <u>\$66,875.00</u> |
| | | |
| <u>U. T. HEALTH SCIENCE CENTER - DALLAS -</u> | | |
| <u>ROBERT S. STERNBERG ENDOWMENT FUND</u> | | |
| <u>FOR EMERGENCY CARDIAC CARE:</u> | | |
| <u>International</u> | | |
| <u>Business Machines</u> | <u>56</u> | <u>\$5,000.00</u> |
| | | |
| <u>U. T. HEALTH CENTER - TYLER -</u> | | |
| <u>THE MARTIN W. AND MARY JANE</u> | | |
| <u>HELLAR CHARITABLE REMAINDER TRUST:</u> | | |
| <u>General Electric</u> | <u>1,514</u> | <u>\$115,098.00</u> |

VI. TRUST FUND REAL ESTATE TRANSACTIONS

LAND AND INVESTMENT REPORT

For Month Ended February 29, 1992

TRUST FUND REAL ESTATE TRANSACTIONS

The following documents have been executed pursuant to the U. T. System Trust and Real Estate Policy Statement which was approved at the April 14, 1988, meeting of the Board of Regents. The Executive Vice Chancellor for Asset Management requests the approval of each transaction.

SALE

Component: U. T. Austin

Donor/Fund Name: Wolf and Janet Jessen Centennial Lectureship in Architecture, Art, Drama, and Music

Asset ID: 100024 - 100027

DR Acceptance Date: 8/11/83

Use of Funds: Proceeds from the sale shall be used to establish The Wolf and Janet Jessen Centennial Lectureship in Architecture, Art, Drama, and Music in the College of Fine Arts.

Legal Description: 50% interest in Lots 23, 24, and 25, Blk 77, Plat 4 of Daytona National Gardens Park, a subdivision of the SE/4 of Section 1, Township 14, South Range 31, East of the Tallahassee Meridian, according to a plat filed of record in Plat Book 10, Page 48, Public Records, Volusia County, Florida

Grantor: The Board of Regents of the University of Texas System

Grantee: Gran Central Corporation
P. O. Drawer 1048
1 Malaga Street
St. Augustine, Florida 32085-1048

Terms:

| | |
|--------------------|---|
| Gross Sales Price: | \$2,700.00 |
| Net Sale Proceeds: | \$2,641.63 |
| Closing Costs: | \$ 58.37 |
| Financing: | Cash Sale |
| Pro Rata Share: | 50% share of net sale proceeds being \$1,320.82 |

Background Information:

This property was received through the Testamentary Trust created by the Will of Janet Jessen.

SALE

Component: U. T. El Paso
 Vendor/Fund Name: Fred Hervey
 Asset ID: 250017
 R Acceptance Date: 2/12/87
 Use of Funds: Unrestricted Use for U.T. El Paso
 Legal Description: 100% interest in Lot 24, Blk 22, Fairmont
 Park Addition, Midland, Midland County,
 Texas
 Grantor: The Board of Regents of the University of
 Texas System
 Grantee: John Farris Construction Co., Inc.
 4308 Country Club Drive
 Midland, Texas 79703
 Terms:

| | |
|--------------------|------------|
| Gross Sales Price: | \$9,400.00 |
| Net Sale Proceeds: | \$9,051.00 |
| Closing Costs: | \$ 349.00 |
| Financing: | Cash Sale |

Background Information:

This lot was part of the larger gift of property received from Fred Hervey, which
 contained 22 lots in the Fairway Park Addition and 9 lots in the Fairmont
 Addition, Midland, Texas

SALE

Component: U. T. Health Center - Tyler
 Donor/Fund Name: Lucille E. Meystedt Estate
 Asset ID: 850003
 Use of Funds: Funds used to establish the Lucille E. Meystedt Memorial Scholarship Endowment in Nursing
 Legal Description: 100% in .31 Acres, Beverly Pool Survey, Cherokee County, Texas
 Grantor: The Board of Regents of the University of Texas System
 Grantee: B. J. Nicholson
 P. O. Box 973
 Rusk, Texas 75785
 Terms: Gross Sales Price: \$4,375.00
 Net Sale Proceeds: \$ 0.00
 Financing: \$4,375.00 @ 9% interest over 2 yrs. with 23 monthly payments of \$199.88 and a final payment of \$199.63

Background Information:

This property was received through the Estate of Lucille E. Meystedt. The property contains a 500 square foot frame house and is located north of Rusk on Highway 69 next to a junk yard. Mr. Nicholson agreed to buy the property as is if UTHC Tyler financed the sale. Mr. Nicholson will pay the utility transfer costs of \$200 and possible costs of \$1,000 - \$2,500 to bring the existing septic system into compliance with county regulations.

SALE

sponent: U. T. M.D. Anderson Cancer Center
 or/Fund Name: Homer Ammann Trust
 set ID: 806006
 R Acceptance Date: April 1987/June 1989
 e of Funds: Specific research programs to be determined
 at a later date
 gal Description: 25% interest in 418.7511 acres out of a
 684.55 acre tract, SY AB&M No. 791, Abst
 72, Colorado County, Texas
 antor: The Board of Regents of the University of
 Texas System
 antee: Edward H. Gold
 P. O. Box 423
 Garwood, Texas 77442
 rms: Gross Sales Price: \$309,995.00
 Net Sale Proceeds: \$303,984.12
 Financing: Cash Sale
 Pro Rata Share: 25% of net sale
 proceeds being
 \$75,996.07

Background Information:

The Homer Ammann Trust is comprised of real estate holdings, mineral and royalty
 interests, farm equipment, livestock, and cash investments. The U.T. M.D.
 Anderson Cancer Center's 25% share of the Trust was valued at approximately \$1.1
 billion in 1987. The mineral interest associated with this property was retained
 by U.T. and the other beneficiaries.

SALE

Component: U. T. M.D. Anderson Cancer Center
 Vendor/Fund Name: Mr. and Mrs. Philip M. Timmins
 Asset ID: 807504
 R Acceptance Date: April 10, 1986
 Use of Funds: Funds used to establish a professorship in leukemia research at U.T. Cancer Center in the name of Shannon Timmins, their daughter
 Legal Description: 46% limited partnership interest in 7.358 acres, a portion of which is known as Lot 23, Fox Chase Farms Subdivision, as recorded in Vol. 1 Page 120-121, Kendall County, Texas
 Grantor: The Board of Regents of the University of Texas System
 Grantee: David A. Dyal
 202 Yoalana
 Boerne, Texas 78006
 Terms: Gross Sales Price: \$19,900.00
 Closing Costs: \$ 1,749.33
 Net Sale Proceeds: \$ 2,250.67
 Financing: \$15,900 note with monthly payments of \$201.45 at 9% interest for 5 years
 Pro Rata Share: \$7,314 note with monthly payments of \$92.67 which is U.T.'s 46% limited partnership share

Background Information:

In April 1986, the Board of Regents accepted from Mr. and Mrs. Philip M. Timmins a 46% limited partnership interest in TL&M Investments, a limited partnership that owned four lots in Kendall County.

SALE

Component: U. T. M.D. Anderson Cancer Center
 Donor/Fund Name: Mr. and Mrs. Philip M. Timmins
 Asset ID: 807504
 Effective Date: April 10, 1986
 Use of Funds: Funds used to establish a professorship in leukemia research at U.T. Cancer Center in the name of Shannon Timmins, their daughter
 Legal Description: 46% limited partnership interest in 3.502 acres, a portion of which is known as Lot 25, Fox Chase Farms Subdivision, as recorded in Vol. 1 Page 120-121, Kendall County, Texas
 Grantor: The Board of Regents of the University of Texas System
 Grantee: Bobby D. and Kay Caldwell
 13018 Heimer Rd. #918
 San Antonio, Texas 78216
 Terms:

| | |
|--------------------|---|
| Gross Sales Price: | \$9,900.00 |
| Closing Costs: | \$ 991.60 |
| Net Sale Proceeds: | \$8,908.40 |
| Financing: | Cash Sale |
| Pro Rata Share: | 46% limited partnership share of Net Sale Proceeds being \$4,097.86 |

Background Information:

In April 1986, the Board of Regents accepted a 46% interest in TL&M Investments, a limited partnership that owned four lots in Kendall County, from Mr. and Mrs. Philip M. Timmins.

SALE

Component: U. T. System

Donor/Fund Name: Laurence E. Baker Memorial Scholarship Fund

Asset ID: 030002, 030003

Effective Date: 6/11/87

Use of Funds: Income is to be divided equally with 1/2 going to U.T. Health Science Center - San Antonio and 1/6 each going to U.T. Austin, U.T. Arlington and U.T. El Paso (for a total of 1/2).

Future income will be divided equally each year with 1/2 going to health institutions and 1/2 going to academic institutions.

Until further notice, the distribution to the academic institutions will be divided equally each year among U.T. Austin, U.T. Arlington and U.T. El Paso. The distributions to the academic institutions will be as directed each year by the Executive Vice Chancellor for Academic Affairs. The distributions to the health institutions will be as directed each year by the Executive Vice Chancellor for Health Affairs.

Legal Description: 14.28% undivided interest in a 6.16 acre tract known as Tract 1C, Abst 1311, W.W. Williams SY, Harris Co, TX

14.28% undivided interest in a 119.118 acre tract known as Tract 2, Abst 1311, W.W. Williams SY, Harris Co, TX

Grantor: The Board of Regents of the University of Texas System

Grantee: F. Donald Haygood
1120 Regency Lane
Tyler, Texas 75703

Terms: Gross Sales Price: \$10,000.00
Net Sale Proceeds: \$10,000.00
Financing: Cash Sale

Background Information:

This property is being sold to Dr. Haygood, who is one of twelve owners in the property. The property presents many potential liabilities to U.T. and is therefore being sold "as is." The title history of the tract indicates U.T.'s ownership may have a cloud on the title records as early as 1894. This unimproved tract presents potential environmental problems due to previous oil and gas activity. A 1929 Oil and Gas Lease is still in effect, although no income has been received since 1989 and the wells of record are not in compliance with Railroad Commission rules and regulations.

LEASE

Applicant: U. T. Austin
 Owner/Fund Name: George W. Brackenridge
 Asset ID: 101100
 Use of Funds: Unrestricted Use for U.T. Austin
 Legal Description: 3826 Lake Austin, Blvd.
 Travis County, Texas
 Tenant: Oyster Investment Corporation
 Terms:
 Rent: \$1500/Month
 Rent Schedule: Mo. to Mo.
 Commencing 12/16/91
 Taxes: Paid by U.T. System
 Insurance: Paid by Tenant
 Maintenance: Paid by Tenant

Background Information:

On 9/14/91 fifty-six of the seventy-five existing boat slips suffered uninsured damage as a result of fire. At the time of the fire, the tenant, Mr. Louie Raven, was paying \$3,500 per month with a triple-net lease, whereby all the expenses were paid by the tenant. After the fire, the rent was reduced to \$1,500 per month with a triple-net lease. When Mr. Raven later terminated the lease on 2/15/91, the property was re-leased on an interim basis to the present tenant effective 12/16/91. U.T. is negotiating with the present tenant for a longer term lease that will involve complete redevelopment of the property. Until a new lease becomes effective, the interim arrangement provides security for the property and the boats which are moored in the remaining boat slips. Because of the reduced earning capacity of the property which resulted from the 1991 fire, U.T. could only obtain \$1,500 per month, with the tenant responsible for insurance and maintenance. U.T. is responsible for the taxes until the effective date of the new ground lease.

LEASE

Component: U. T. Health Center - Tyler
 onor/Fund Name: Lucille E. Meystedt Estate
 set ID: 850001
 e of Funds: Funds used to establish the Lucille E. Meystedt Memorial Scholarship Endowment in Nursing
 gal Description: One acre tract, Daniel Joslin Survey, ABST 461, Cherokee County, Texas, also known as 1302 N. Ellis, Rusk, Texas
 nant: Carolyn Johnson
 Route 1, Box 22-C
 Rusk, Texas 75785
 rms:

| | |
|----------------|----------------------------------|
| Rent: | \$160/mo. |
| Rent Schedule: | Mo. to Mo. Commencing 11/1/91 |
| Taxes: | Paid by Lessor |
| Insurance: | Paid by Lessee |
| Maintenance: | Paid by Lessee |

Background Information:

his property was received through the Estate of Lucille E. Meystedt and will be sold as soon as a buyer can be found.

LEASE

Component: U. T. Health Center - Tyler

Donor/Fund Name: Lucille E. Meystedt Estate

Asset ID: 850001

Use of Funds: Funds used to establish the Lucille E. Meystedt Memorial Scholarship Endowment in Nursing

Legal Description: One acre tract, Daniel Joslin Survey, ABST 461, Cherokee County, Texas, also known as 1304 N. Ellis, Rusk, Texas

Lessor: Pamela L. Vaughan
Doug Parker
Route, 1. Box 855
Rusk, Texas 75785

Terms:

| | |
|----------------|----------------------------------|
| Rent: | \$175/mo. |
| Rent Schedule: | Mo. to Mo. Commencing 11/1/91 |
| Taxes: | Paid by Lessor |
| Insurance: | Paid by Lessee |
| Maintenance: | Paid by Lessee |

Background Information:

This property was received through the Estate of Lucille E. Meystedt and will be sold as soon as a buyer can be found.

LEASE

Component: U.T. M.D. Anderson Cancer Center

Donor/Fund Name: Estate of Anna C. Simpson

Asset ID: 800028 and 800029

Legal Description: Lts 5-7, Blk 18, Institute Addition, Harris County, Texas, Also known as 7119, 7121, and 7125 Cecil St., Houston, Texas

Lts 11 and 12, Blk 19, Institute Addition, Harris County, Texas, Also known as 7118 and 7120 Selma St., Houston, Texas

Grantor: Augusto and Independencia De La Cruz
7125 Cecil St.
Houston, Texas 77030

Terms:

| | |
|----------------|-------------------|
| Rent: | N/A |
| Rent Schedule: | 11/12/91 - 1/9/96 |
| Taxes: | Paid by Lessee |
| Insurance: | Paid by Lessee |
| Utilities: | Paid by Lessee |

Background Information:

This tract is part of the Phase II future land acquisition plan for UTMDACC approved by the BOR on 4/12/90. This plan titled Phase II involves the purchase of several parcels of land located between the main campus facilities and the additional campus land owned by UTMDACC located south of Old Spanish Trail. Part of the consideration received by Mr. and Mrs. De la Cruz involved a no cost leaseback whereby the lessee pays only taxes and insurance.

LEASE

| | |
|------------------------------|--------------------------------|
| Component: | U.T. System |
| Fund Name: | Common Trust Fund |
| Asset ID: | 031000 |
| Effective Date: | Foreclosure dated 6/5/90 |
| Use of Funds: | Investment purposes |
| Location: | 3001 Lake Austin Blvd. |
| Unit #: | 305 |
| Lessor: | The Insurance Connection, Inc. |
| Term: | 12 months |
| Commencement: | 1/1/92 |
| Expiration: | 12/31/92 |
| Square Feet: | 1,579 net rentable area |
| Monthly Rate: | \$11.50 |
| Period Rent Applies to: | Mos. 1-12 |
| Base Rent Amount: | N/A |
| Expense Stop: | \$5.25 |
| Deposit: | N/A |
| Gross Income for Term: | \$18,158.50 |
| Less Construction Allowance: | < 250.00 > |
| Less Commissions: | <363.17 > |
| Less Parking/Free Rent: | <u> N/A </u> |
| Total Income for Term: | \$17,545.33 |

Comments on Terms:

An additional \$1,125 will be paid for parking during the lease term.

LEASE

| | |
|------------------------------|--------------------------|
| Component: | U.T. System |
| Land Name: | Common Trust Fund |
| Asset ID: | 031000 |
| LR Acceptance Date: | Foreclosure dated 6/5/90 |
| Use of Funds: | Investment purposes |
| Location: | 3001 Lake Austin Blvd. |
| Site #: | 205 |
| Tenant: | Dan Price |
| Term: | 12 months |
| Commencement: | 12/1/91 |
| Expiration: | 11/30/92 |
| Square Feet: | 2,385 net rentable area |
| Annual Rate: | \$10.75 |
| Period Rent Applies to: | Mos. 1-12 |
| Raw Rent Amount: | N/A |
| Expense Stop: | \$5.25 |
| Deposit: | N/A |
| Gross Income for Term: | \$25,638.84 |
| Less Construction Allowance: | < 0.00 > |
| Less Commissions: | < 1,025.55 > |
| Less Parking/Free Rent: | <u> N/A </u> |
| Total Income for Term: | \$24,613.293 |

Comments on Terms:

tenant has right to terminate if he merges with another firm with 90 days notice.
an additional \$300 will be paid for parking during the lease term.

LOAN/MORTGAGE MODIFICATION

Component: U. T. Austin
 onor/Fund Name: Bettie Margaret Smith Chair in
 Environmental Health Engineering
 set ID: 107008
 R Acceptance Date: June 12, 1981
 e of Funds: Funds to be used for the College of
 Engineering at U.T. Austin
 egal Description: Lot 4, Blk 158, Pemberton Heights, Sec. 12,
 Austin, Travis County, Texas
 Also known as 2402 Pemberton Parkway,
 Austin, Texas
 aker: George Strandtmann and wife,
 Willie Mae Strandtmann
 2402 Pemberton Parkway
 Austin, Texas 78703
 rincipal Amount: \$81,900.00

Background Information:

Under the terms of the Will of Bettie Margaret Smith, Mr. and Mrs. Strandtmann
 were given the right to lease the property for 30 years at \$350/month. The Board
 of Regents approved a sale of this property by a Contract for Deed to Mr. and
 Mrs. Strandtmann for \$126,000 at its June 1981 meeting. Since that time, the
 Strandtmanns have been unable to demonstrate an equity interest in this property
 in the event they wished to secure funds for improvements. By execution of the
 new documents, the University's interest will be secured by a Note and Deed of
 Trust with a Vendor's Lien. The monthly payment will continue to benefit the
 College of Engineering as provided under the Will of Bettie Margaret Smith.

PROPERTY MANAGEMENT AGREEMENT

Sponsor: University of Texas System
 Trust/Fund Name: Common Trust Fund Asset
 Lake Austin Centre Office Building
 Asset ID: 031000
 Foreclosure Acceptance Date: June 5, 1990 (foreclosure date)
 Name of Funds: Common Trust Fund Investment
 Legal Description: Lot 1, Baker Dale Addn, Abst 313, Sy 8,
 Gilbert D.J., Travis County, Texas
 Management Company: Trammell Crow Management Services
 Terms:
 Management Fee: Limited to 3% of
 gross collection
 or \$1,500 per
 month.
 Trammell Crow has
 the right to lease
 space for a 4%
 commission on a
 new lease, 2% on
 renewals, and 6%
 with a broker.
 Schedule: 9/1/91 - 8/31/92
 30 day
 cancellation
 period

Background Information:

Since the foreclosure date of June 5, 1990, U.T. System for the benefit of the
 Common Trust Fund has managed the office building known as Lake Austin Centre
 with property management services provided by Austin Office Overhead Limited DBA
 Trammell Crow Management Services. All monthly employment expenses are limited
 to a maximum of \$2,000 per month excluding employment tax. No commission is
 payable in the event a lease is structured with another state agency. The
 agreement also provides that all income and expense items shall be deposited and
 withdrawn through the NCNB - Dallas and the U.T. Austin accounting office
 respectively.

THE UNIVERSITY OF TEXAS AT ARLINGTON

February 28, 1992

Dr. James P. Duncan
Executive Vice Chancellor
for Academic Affairs
The University of Texas System
601 Colorado Street
Austin, Texas 78701

Attn: System Budget Office

Dear Dr. Duncan:

The docket for the April 9, 1992 meeting of the Board of Regents is submitted for your recommendation and presentation to the Board.

I recommend approval.

Sincerely,

A handwritten signature in black ink, appearing to read "Wendell H. Nedderman". The signature is fluid and cursive, with a large initial "W" and "N".

Wendell H. Nedderman
President

WHN:js

TABLE OF CONTENTS

| | <u>Page No.</u> |
|--|-----------------|
| Gifts from Private Donors and Foundations | AR- 3 |
| Substantive Catalog Changes | AR- 4 |
| Standard Affiliation Agreements | AR- 5 |
| Trademark License Agreements | AR- 6 |
| Contracts and Grants for Research, Development, Clinical and Educational Services | AR- 7 |
| Amendments to the 1992 Budget (including faculty and staff appointments and changes in status and transfers of funds within existing budget totals) | AR- 8 |
| Other Fiscal Items | AR-11 |

U. T. BOARD OF REGENTS' MEETING

APRIL 9, 1992

GIFTS FROM PRIVATE DONORS AND FOUNDATIONS

The following gifts have been received and are recommended for acceptance by the U. T. Board of Regents:

| <u>Donor</u> | <u>Purpose</u> | <u>Amount</u> |
|--|---|---------------|
| 1. Sid Richardson Foundation Mr. Valleau Wilkie, Jr. 309 Main Street Fort Worth, TX 76102 | Research support for Jenkins Garrett Collection Library | \$ 57,529.00* |

The following nonmonetary gifts have also been received:

| | | |
|--|---|------------------|
| 2. Hewlett-Packard Company Dr. Bruce Donecker Lab Manager 1400 Fountaingrove Santa Rosa, CA 95401-1799 | Research Support Software for the Center for Advanced Electron Devices | 43,000.00* ** |
| 3. Mr. Franklin Madis 715 Delphi Drive Duncanville, TX 75137 | Manuscript/Printed Items for Research Jenkins Garrett Collection Library | 28,255.00* ** |
| 4. Research Engineers, Inc. Mr. Jyoti Chatterjee Vice President 1570 North Batavia Street Orange, CA 92667 | Software to support the Civil Engineering Structures Program | 59,940.00* ** |

*No letter of transmittal from the donor

**Noncash gift - other. The amount stated is the estimated value on the date of receipt by the institution.

U. T. BOARD OF REGENTS' MEETING

APRIL 9, 1992

SUBSTANTIVE CATALOG CHANGES

The following listing summarizes the substantive changes proposed to the catalog of The University of Texas at Arlington. These catalog changes have been administratively approved by the appropriate Executive Vice Chancellor.

| <u>Page Number(s)</u> | <u>Summary of Proposed Substantive Change</u> |
|-----------------------------------|---|
| Undergraduate Catalog for 1993-95 | |
| 36 | General Use Fee is increased from \$6 to 8 per semester credit hour. |
| 36 | The base tuition rate for nonresident students is increased from \$128 to \$162 per semester credit hour. |
| Graduate Catalog for 1992-94 | |
| 55 | General Use Fee is increased from \$6 to 8 per semester credit hour. |
| 55 | The base tuition rate for nonresident students is increased from \$128 to \$162 per semester credit hour. |

U. T. BOARD OF REGENTS' MEETING

APRIL 9, 1992

STANDARD AFFILIATION AGREEMENTS

The agreements recommended for approval by the U. T. Board of Regents are based on the model agreement adopted on April 12, 1990.

1. Facility: Dallas Helps
Dallas, Texas
Date: January 24, 1992
Purpose: To provide social work related educational experiences
2. Facility: Dallas Tenants Association
Dallas, Texas
Date: January 31, 1992
Purpose: To provide social work related educational experiences
3. Facility: Evins Regional Juvenile Center
Edinburg, Texas
Date: January 31, 1992
Purpose: To provide social work related educational experiences
4. Facility: HCA South Arlington Medical Center
Arlington, Texas
Date: January 27, 1992
Purpose: To provide social work related educational experiences
5. Facility: Laredo State Center
Laredo, Texas
Date: January 15, 1992
Purpose: To provide social work related educational experiences
6. Facility: Well Mill Rehabilitation Agency
Fort Worth, Texas
Date: January 27, 1992
Purpose: To provide social work related educational experiences

U. T. BOARD OF REGENTS' MEETING

APRIL 9, 1992

TRADEMARK LICENSE AGREEMENTS

The following agreements have been awarded and are recommended for approval by the U. T. Board of Regents. All product approvals are in accordance with Paragraphs 10.1(C) and (D) and 11.1 of the Trademark Agreement.

1. Licensee: ATAPCO Office Products Group
Division of American Trading & Production Corp.
Washington, Missouri 63090
Fee-Royalty: \$50.00, 6%
Period: January 1, 1992 through December 31, 1994
Description: Desk folders, ring binders, pad holders
2. Licensee: Genesis Creations, Inc.
d/b/a Collegiate Pencil Portraits
Parkersburg, West Virginia 26101
Fee-Royalty: \$50.00, 6%
Period: December 1, 1991 through December 31, 1994
Description: Portrait lithographs
3. Licensee: Wellington Apparel Corporation
Miami, Florida 33172
Fee-Royalty: \$100.00, 7%
Period: December 1, 1991 through December 31, 1994
Description: T-shirts, sweatshirts, shorts, and other apparel

U. T. BOARD OF REGENTS' MEETING

APRIL 9, 1992

CONTRACTS AND GRANTS FOR RESEARCH, DEVELOPMENT, CLINICAL AND EDUCATIONAL SERVICES

Since the Docket for the previous meeting of the U. T. Board of Regents, the following activity has taken place with regard to Contracts and Grants for Research, Development, Clinical and Educational Services:

FUNDS COMING IN

| | | | | | | | |
|---|--|----------------------|---|----------------------|----------------------------|---------------|--------------------------|
| I. Non-Governmental, State and Local Government and Federal Government Contracts and Grants | | | | | | | |
| a. | <table border="0"> <tr> <td><u>1992 AR 35-57</u></td> <td>Number of Initial Grant and Contract Awards</td> </tr> <tr> <td>\$ <u>837,923.80</u></td> <td>Value of Awards</td> </tr> </table> | <u>1992 AR 35-57</u> | Number of Initial Grant and Contract Awards | \$ <u>837,923.80</u> | Value of Awards | | |
| <u>1992 AR 35-57</u> | Number of Initial Grant and Contract Awards | | | | | | |
| \$ <u>837,923.80</u> | Value of Awards | | | | | | |
| b. | <table border="0"> <tr> <td><u>1992 AR 58-68</u></td> <td>Number of Fiscal Amendments to Grant and Contract Awards (Increasing or Decreasing by \$10,000)</td> </tr> <tr> <td>\$ <u>865,012.00</u></td> <td>Total of Increased Funding</td> </tr> <tr> <td>\$ <u>-0-</u></td> <td>Total of Reduced Funding</td> </tr> </table> | <u>1992 AR 58-68</u> | Number of Fiscal Amendments to Grant and Contract Awards (Increasing or Decreasing by \$10,000) | \$ <u>865,012.00</u> | Total of Increased Funding | \$ <u>-0-</u> | Total of Reduced Funding |
| <u>1992 AR 58-68</u> | Number of Fiscal Amendments to Grant and Contract Awards (Increasing or Decreasing by \$10,000) | | | | | | |
| \$ <u>865,012.00</u> | Total of Increased Funding | | | | | | |
| \$ <u>-0-</u> | Total of Reduced Funding | | | | | | |

FUNDS GOING OUT

| | | | | | | | |
|--|---|------------|---|---------------|----------------------------|---------------|--------------------------|
| II. Non-Governmental, State and Local Government and Federal Government Contracts and Grants | | | | | | | |
| a. | <table border="0"> <tr> <td><u>-0-</u></td> <td>Number of Initial Grant and Contract Awards</td> </tr> <tr> <td>\$ <u>-0-</u></td> <td>Value of Awards</td> </tr> </table> | <u>-0-</u> | Number of Initial Grant and Contract Awards | \$ <u>-0-</u> | Value of Awards | | |
| <u>-0-</u> | Number of Initial Grant and Contract Awards | | | | | | |
| \$ <u>-0-</u> | Value of Awards | | | | | | |
| b. | <table border="0"> <tr> <td><u>-0-</u></td> <td>Number of Fiscal Amendments to Grant and Contract Awards (Increasing or Decreasing by \$10,000)</td> </tr> <tr> <td>\$ <u>-0-</u></td> <td>Total of Increased Funding</td> </tr> <tr> <td>\$ <u>-0-</u></td> <td>Total of Reduced Funding</td> </tr> </table> | <u>-0-</u> | Number of Fiscal Amendments to Grant and Contract Awards (Increasing or Decreasing by \$10,000) | \$ <u>-0-</u> | Total of Increased Funding | \$ <u>-0-</u> | Total of Reduced Funding |
| <u>-0-</u> | Number of Fiscal Amendments to Grant and Contract Awards (Increasing or Decreasing by \$10,000) | | | | | | |
| \$ <u>-0-</u> | Total of Increased Funding | | | | | | |
| \$ <u>-0-</u> | Total of Reduced Funding | | | | | | |

U. T. BOARD OF REGENTS' MEETING

APRIL 9, 1992

AMENDMENTS TO THE 1992 BUDGET

The term "rate" for academic institutions is the full-time nine-month base rate and for health institutions is the full-time twelve month base rate; for all other personnel it is the full-time rate, the appointee receiving a proportionate amount depending upon the fraction of time for which he is appointed and the period of his appointment. Source of funds for payment of salaries, unless otherwise shown, is the departmental salaries account.

| <u>Item, Department, Title, Name</u> | <u>Effective Date</u> | <u>% Time</u> | <u>Full-time Salary</u> | | <u>RBC</u> |
|---|-----------------------|---------------|-------------------------|-------------|------------|
| | | | <u>No. Mos.</u> | <u>Rate</u> | |
| <u>APPOINTMENTS, PROMOTIONS, AND SALARY INCREASES</u> | | | | | |
| GENERAL ADMINISTRATION AND STUDENT SERVICES | | | | | |
| Office of the Vice President for Business Affairs | | | | | |
| Personnel Office | | | | | |
| 1. Carol Snider | | | | | 14 |
| From: Associate Director of Personnel | | 100 | 12 | \$36,924 | |
| To: Acting Director of Personnel | 3/1 | 100 | 12 | 45,000 | |
| AUXILIARY ENTERPRISES AND OTHER ACTIVITIES | | | | | |
| Recreational Sports and Maverick Stadium | | | | | |
| 2. Jimmy W. Garrett | | | | | 17 |
| From: Director, Recreational Sports and Manager of Special Facilities | | 100 | 12 | 47,430 | |
| To: Director, Recreational Sports and Manager of Special Facilities | 1/1 | 100 | 12 | 50,000 | |
| DESIGNATED FUNDS | | | | | |
| Development and University Relations | | | | | |
| 3. Margaret Ann Abbe | | | | | 16 |
| From: Director of Constituency Relations | | 100 | 12 | 45,149 | |
| To: Director of Constituency Relations | 7/1 | 100 | 12 | 46,149 | |
| CURRENT RESTRICTED FUNDS | | | | | |
| Continuing Education | | | | | |
| 4. Nancy Kinsey | | | | | 18 |
| From: Director of Continuing Education | | 100 | 12 | 47,802 | |
| To: Director of Continuing Education | 7/1 | 100 | 12 | 48,802 | |

U. T. BOARD OF REGENTS' MEETING

APRIL 9, 1992

AMENDMENTS TO THE 1992 BUDGET
(Continued)TRANSFERS OF FUNDSRBC

ADVANCED RESEARCH AND ADVANCED TECHNOLOGY PROGRAMS

5. Amount of Transfer: \$2,604,400 15

From: Allocation of General Revenue by Coordinating Board

To: Advanced Research/Technology Programs for:

| | |
|---|------------|
| Modular Controls and Hardware Design for Manufacturing Workstations | \$ 248,407 |
| Novel Biosensors for Intraoperative and Postoperative Monitoring | 178,600 |
| Optical Guided-Mode Resonance Devices | 156,961 |
| A Digital System for Data Acquisition in the Detectors at the Superconducting Super Collider | 190,454 |
| PARSA: A Scheduling Environment for Parallel Systems Programming and Assessment | 115,656 |
| Fluid Jet Technology for Precision Placement of Solder and Liquid Metals for Electronics Manufacturing and Assembly | 370,667 |
| Micro-Scale Heat Transfer Enhance- ment Technique of Thermal Management of Microelectronics | 117,000 |
| The Dynamically Reconfigurable Assembly System | 293,969 |
| Evaluation of Cardiac Function Using 3-D Processing of Multi-Planar MR Images of the Heart Produced Using Grid Tagging Technique | 71,000 |
| Tailoring of Surface Molecular Compositions Via Pulsed RF Plasma Polymerizations: A New Approach | 124,936 |
| Electronic Fuel Injection of Natural Gas for Spark Ignition Engines | 164,350 |
| Distributed Robotics Systems Integration with Fault Tolerance | 124,400 |
| Extended Area, Real-Time Air Pollution Monitoring Using an Enhanced FTIR Spectrometer | 243,000 |

APRIL 9, 1992

AMENDMENTS TO THE 1992 BUDGET
(Continued)

| <u>TRANSFERS OF FUNDS</u> | <u>RBC</u> |
|---|--------------------|
| ADVANCED RESEARCH AND ADVANCED TECHNOLOGY PROGRAMS (Continued) | |
| 5. Amount of Transfer: \$2,604,400 | 15 |
| Studies of Surfaces and Ultra-Thin Films Using High Resolution and Spin Polarized Positron Annihilation Induced Auger Electron Spectroscopy | \$ 125,000 |
| Design and Analysis of Lunar and Mars Landing Vehicles | 80,000 |
| TOTAL | <u>\$2,604,400</u> |

Transfer funds to establish budgets for various Coordinating Board
Advanced Research/Technology Program projects as awarded by
competitive review.

U. T. BOARD OF REGENTS' MEETING

APRIL 9, 1992

OTHER FISCAL ITEMS

The following agreements have been awarded by U. T. Arlington, with the concurrence of the appropriate Executive Vice Chancellor, and are recommended for approval by the U. T. Board of Regents:

1. Item: Head Volleyball Coach
- Funds: Current salary rate with legislative mandated cost of living increases
- Period: January 1, 1992 through December 31, 1993
- Description: Agreement for employment of Head Volleyball Coach, Cathy George, for the above designated period. During such period, Ms. George shall perform such duties and responsibilities as may be assigned from time to time by the Athletic Director. Her performance shall be subject to periodic review by the Athletic Director and, at his discretion, she may be relieved of duties as Head Volleyball Coach and assigned to other duties within the Athletic Department for the period remaining under this agreement. Such employment under this agreement is subject to the Constitution and Bylaws of the National Collegiate Athletic Association and the Trans America Athletic Conference, the Rules and Regulations of the Board of Regents of The University of Texas System and The University of Texas at Arlington. The violation of the provisions of such constitution, bylaws, rules or regulations shall be grounds for suspension without pay or dismissal.

THE UNIVERSITY OF TEXAS AT AUSTIN

Office of the President

February 25, 1992


Dr. James P. Duncan
Executive Vice Chancellor
for Academic Affairs
The University of Texas System
201 West 7th Street
Ashbel Smith Hall - 8th Floor
Austin, Texas 78701

Attn: System Budget Office

Dear Dr. Duncan:

The docket for the April 9, 1992 meeting of the Board of Regents is submitted for your recommendation and presentation to the Board.

Sincerely,



William H. Cunningham
President

WHC:jw
Enclosures

THE UNIVERSITY OF TEXAS AT AUSTIN
 U.T. BOARD OF REGENTS' MEETING
 April 9, 1992
 TABLE OF CONTENTS

| | |
|---|------|
| Gifts from Private Donors and Foundations..... | A- 3 |
| Fees and Miscellaneous Charges..... | A- 7 |
| Substantive Catalogue Changes..... | A-10 |
| Business Contracts for Services..... | A-11 |
| Funds Coming In | |
| Funds Going Out | |
| Construction Contracts of \$300,000 or Less | |
| Standard Affiliation Agreements..... | A-15 |
| Trademark License Agreements..... | A-16 |
| Patent and Technology License Agreement..... | A-20 |
| Academic Software License Agreements..... | A-21 |
| Contracts and Grants for Research, Development, Clinical and Educational Services: | |
| Over \$500,000 (Funds Coming In and/or Funds Going Out..... | A-22 |
| Foreign (Funds Coming In and/or Funds Going Out)..... | A-25 |
| All Others..... | A-27 |
| Endowed Chairs and Named Professorships 1991-92..... | A-28 |
| Non-Initial, Non-Budgeted Appointments | |
| Amendments to the 1991-1992 Budget..... | A-30 |
| (including faculty and staff appointments and changes in status and transfers of funds within existing budget totals) | |

THE UNIVERSITY OF TEXAS AT AUSTIN
U. T. BOARD OF REGENTS' MEETING

April 9, 1992

GIFTS FROM PRIVATE DONORS AND FOUNDATIONS

The following gifts have been received and are recommended for acceptance by the U. T. Board of Regents:

| | <u>Donor</u> | <u>Purpose</u> | <u>Amount</u> |
|----|---|---|---------------|
| 1. | * Dr. Nasser I. Al-Rashid Rashid Engineering Post Office Box 4354 Riyadh 11491 Saudi Arabia | Intercollegiate Athletics for Men for the Head Football Coach Endowment | \$200,000.00 |
| 2. | Arthur Andersen & Co. Foundation William J. Hughes Andersen Consulting 711 Louisiana Suite 1300 Houston, Texas 77002 | The University - gifts matching employee contributions | 76,752.09 |
| 3. | M. D. Anderson Foundation Gibson Gayle, Jr. President Board of Trustees Post Office Box 809 Houston, Texas 77001 | Graduate School of Business and College of Business Administration | 30,000.00 |
| 4. | * AT&T Foundation Room 2710 550 Madison Avenue New York, New York 10022-3297 | Graduate School | 60,000.00 |
| 5. | J. W. Bartholow, Jr. 3614 Lindenwood Dallas, Texas 75205 | College of Engineering for the Thrust 2000 Engineering Graduate Fellowship Fund | 34,000.00 |
| 6. | Bosque Foundation Louis A. Beecherl, Jr. Trustee Park Place on Turtle Creek 2911 Turtle Creek Boulevard Suite 900 Dallas, Texas 75219 | Three graduate fellowships in the College of Engineering for the Thrust 2000 Engineering Graduate Fellowship Fund. | 102,000.00 |
| 7. | The Brown Foundation, Inc. Katherine B. Dobelman Executive Director Post Office Box 130646 Houston, Texas 77219- 0646 | Lyndon B. Johnson School of Public Affairs for the J. J. "Jake" Pickle Scholarship Program | 35,000.00 |
| 8. | The Ex-Students' Association Roy Vaughan Executive Director Post Office Box 7278 Austin, Texas 78713-7278 | The Ex-Students' Association for The Ex-Students' Association Endowed Scholarships | 193,699.25 |

* No letter of transmittal from the donor.

THE UNIVERSITY OF TEXAS AT AUSTIN
 Gifts from Private Donors and Foundations
 U. T. Board of Regents' Meeting April 9, 1992

| | <u>Donor</u> | <u>Purpose</u> | <u>Amount</u> |
|-----|--|---|---------------|
| 9. | Exxon Education Foundation Post Office Box 500 Florham Park, New Jersey 07932-0153 | The University - gifts matching employee contributions | \$28,807.50 |
| 10. | * Glitsch, Inc. Post Office Box 660053 Dallas, Texas 75266-0053 | Center for Energy Studies for the Separations Research Program | 90,000.00 |
| 11. | F. Hoffmann-La Roche Ltd. Dr. I. Kompis Dr. R. Then CH-4002 Basel Switzerland | College of Pharmacy for the Drug Dynamics Institute | 36,000.00 |
| 12. | Houston Endowment Inc. H. Joe Nelson III Post Office Box 52338 Houston, Texas 77052- 2338 | Lyndon B. Johnson School of Public Affairs for the J. J. "Jake" Pickle Scholarship Program | 33,000.00 |
| 13. | Janssen Research Foundation Jacqueline D. Terry Clinical Research Associate 40 Kingsbridge Road Piscataway, New Jersey 08855-3998 | College of Pharmacy | 125,550.00 |
| 14. | * Bobby L. Lackey Post Office Box 568 Weslaco, Texas 78596 | Intercollegiate Athletics for Men | 30,000.00 |
| 15. | * Mike Mebane 1621 Christoval Road San Angelo, Texas 76903 | School of Architecture for the Mike and Maxine K. Mebane Endowed Traveling Scholarship in Architecture | 30,000.00 |
| 16. | James R. Moffett 1615 Poydras Street New Orleans, Louisiana 70112 | Intercollegiate Athletics for Men for the Head Baseball Coach Endowment | 300,000.00** |
| 17. | James R. Moffett 1615 Poydras Street New Orleans, Louisiana 70112 | College of Natural Sciences for the Natural Sciences Project | 739,062.50** |
| 18. | * The Plumsock Fund 9292 N. Meridian Street Suite 312 Indianapolis, Indiana 46260 | University of Texas Press for publication of the <i>Historical Atlas of Central America</i> | 70,000.00 |
| 19. | Sid W. Richardson Foundation Cindy Alexander Business Manager 309 Main Street Fort Worth, Texas 76102 | The University of Texas at Austin for the Pforzheimer Library | 500,000.00 |

* No letter of transmittal from the donor.

** Non-cash gift - unsold stock. The amount stated is the value of the
stock on the date of receipt by The University of Texas at Austin.

THE UNIVERSITY OF TEXAS AT AUSTIN
 Gifts from Private Donors and Foundations
 U. T. Board of Regents' Meeting April 9, 1992

| | <u>Donor</u> | <u>Purpose</u> | <u>Amount</u> |
|-----|--|---|---------------|
| 20. | Sarah M. and Charles E. Charitable Trust Charles E. Seay 300 Crescent Court Suite 1370 Dallas, Texas 75201 | College of Liberal Arts for the Charles and Sarah Seay Regents Professorship in Developmental Psychology | \$66,666.67 |
| 21. | * Dr. and Mrs. William Shive 843 East 38th Street Austin, Texas 78705 | Department of Chemistry and Biochemistry in the College of Natural Sciences for the Biochemical and Biomedical Research Endowment | 67,500.00 |
| 22. | SmithKline Beecham Donald K. Fletcher Director Federal Marketing Post Office Box 7929 Philadelphia, Pennsylvania 19101- 7929 | College of Pharmacy for the Federal Pharmacy Program | 50,000.00 |
| 23. | T. L. L. Temple Foundation Buddy Zeagler Assistant Executive Director and Controller 109 Temple Boulevard Lufkin, Texas 75901 | College of Engineering for research development | 521,260.00 |
| 24. | Texaco Services Inc. J. K. Haegelin General Manager Central Engineering & Purchasing Department Post Office Box 430 Bellaire, Texas 77402- 0430 | College of Engineering for the Industrial Program | 30,000.00 |
| 25. | Texas Engineering Experiment Station Carol J. Cantrell Texas A&M University System College Station, Texas 77843 | College of Engineering for the Offshore Technology Research Center | 89,782.00 |
| 26. | * Mr. and Mrs. Clark W. Thompson, Jr. 4911 Tilbury Houston, Texas 77056 | College of Business Administration for the Clark W. Thompson, Jr. Chair in Accounting | 100,000.00 |
| 27. | The G. Unger Vetlesen Foundation George Rowe, Jr. President 30 Rockefeller Plaza Room 3217 New York, New York 10112 | Institute for Geophysics | 75,000.00 |

* No letter of transmittal from the donor.

THE UNIVERSITY OF TEXAS AT AUSTIN
 Gifts from Private Donors and Foundations
 U. T. Board of Regents' Meeting April 9, 1992

| | <u>Donor</u> | <u>Purpose</u> | <u>Amount</u> |
|--|--|--|-----------------|
| The following nonmonetary gifts have also been received: | | | |
| 28. | * AT&T 8911 Capitol of Texas Highway Suite 1200 Austin, Texas 78759 | Equipment to the Department of Electrical and Computer Engineering in the College of Engineering and to the Department of Computer Sciences in the College of Natural Sciences | \$954,813.35*** |
| 29. | Dell Corporate Services Corporation Lanette J. Hansard Manager Community Relations 9505 Arboretum Boulevard Austin, Texas 78759-7299 | Michael S. Dell Computer Lab in the College of Engineering | 55,346.55*** |
| 30. | Motorola, Inc. Jim Carroll Manager Equipment Donations Motorola Semiconductor Products Sector Equipment Donation Program 3102 North 56th Street Phoenix, Arizona 85018- 6606 | Used equipment for the Department of Electrical and Computer Engineering in the College of Engineering | 46,600.00*** |

* No letter of transmittal from the donor.

*** Non-cash gift - other. The amount stated is the estimated value on the date of receipt by The University of Texas at Austin.

THE UNIVERSITY OF TEXAS AT AUSTIN

U. T. BOARD OF REGENTS' MEETING

APRIL 9, 1992

LABORATORY FEE CORRECTIONS

Approval is recommended for the following corrections to the list of laboratory fees for the 1992-93 academic year. The new and deleted fees were not forwarded by the institution for approval in February 1992 because of an administrative error. The corrections have been administratively approved by the appropriate Executive Vice Chancellor and will be included in the February 1993 cumulative listing.

| Course Number | Course Title | Current Fee | Proposed Fee |
|--|---|-------------|--------------|
| <u>NEW FEES</u> | | | |
| COLLEGE OF FINE ARTS | | | |
| ART | | | |
| VAS 121D | Children's Artistic Devl. I: Lab | \$0 | \$2 |
| VAS 122D | Children's Artistic Devl. II: Lab | \$0 | \$2 |
| <u>DELETED FEES</u> | | | |
| COLLEGE OF ENGINEERING | | | |
| AEROSPACE ENGINEERING AND ENGINEERING MECHANICS | | | |
| ASE 311 | Engineering Computation | \$4 | \$0 |
| ASE 120K | Applications of Fluid Mechanics | \$2 | \$0 |
| ASE 161M | Aircraft Design Laboratory | \$2 | \$0 |
| GRADUATE SCHOOL OF LIBRARY AND INFORMATION SCIENCE | | | |
| LIS 322T | Children's Literature | \$2 | \$0 |
| LIS 333 | Pascal Programming and Data Structures | \$8 | \$0 |
| LIS 382L.12 | Intro to Information Resources & Serv. | \$8 | \$0 |
| LIS 382L.13 | Seminar in Information Resources and Serv | \$8 | \$0 |
| LIS 382L.18 | On-Line Information Resources | \$8 | \$0 |
| LIS 384K.8 | Organization of Materials I | \$8 | \$0 |
| LIS 384K.10 | Information Networks | \$8 | \$0 |
| LIS 385T.9 | Introduction to Information Processing | \$8 | \$0 |
| LIS 387 | Topic 11: Mgmt. of Library Automation | \$8 | \$0 |
| LIS 388K.7 | Medical Libraries | \$8 | \$0 |
| LIS 397 | Research in Library & Information Science | \$8 | \$0 |
| COLLEGE OF PHARMACY | | | |
| PHR 173L | Pharmacology Laboratory | \$2 | \$0 |
| SCHOOL OF SOCIAL WORK | | | |
| SW 328 | Social Work Statistics | \$15 | \$0 |
| SW 388C | Research in SW Practice, Topic 1 | \$15 | \$0 |
| SW 390R.4 | HSO Mgmt. Skills Development II | \$15 | \$0 |

THE UNIVERSITY OF TEXAS AT AUSTIN

U. T. BOARD OF REGENTS' MEETING

APRIL 9, 1992

COURSE SPECIFIC INCIDENTAL FEE CORRECTIONS

Approval is recommended for the following corrections to the list of course specific incidental fees for the 1992-93 academic year. The new fees were not forwarded by the institution for approval in February 1992 because of an administrative error. The corrections have been administratively approved by the appropriate Executive Vice Chancellor and will be included in the February 1993 cumulative listing.

| Course Number | Course Title | Current Fee | Proposed Fee |
|---|--|-------------|--------------|
| NEW FEES | | | |
| COLLEGE OF COMMUNICATION | | | |
| RADIO-TELEVISION-FILM | | | |
| RTF 488M | Practicum in Film/TV Production | \$0 | \$40 |
| RTF 390G | Introduction to Media Aesthetics | \$0 | \$25 |
| RTF 390N | Issues in New Forms of Media | \$0 | \$30 |
| COLLEGE OF EDUCATION | | | |
| CURRICULUM AND INSTRUCTION | | | |
| EDC 997P | Graduate Internship: Early Childhood Educ | \$0 | \$30 |
| EDUCATIONAL PSYCHOLOGY | | | |
| EDP 331 | School Organization & Classroom Mgmt. | \$0 | \$25 |
| COLLEGE OF ENGINEERING | | | |
| AEROSPACE ENGINEERING AND ENGINEERING MECHANICS | | | |
| ASE 211 | Engineering Computation | \$0 | \$5 |
| ASE 384P | Structural & Solid Mechanics, Topics 1-12 | \$0 | \$5 |
| BIOMEDICAL ENGINEERING | | | |
| BME 197S | Biomedical Engineering Seminar | \$0 | \$10 |
| MECHANICAL ENGINEERING | | | |
| ME 381Q | Thermodynamics, Topic 4: Molecular Processes | \$0 | \$5 |
| COLLEGE OF FINE ARTS | | | |
| ART | | | |
| VAS 121D | Children's Artistic Development I: Lab | \$0 | \$12 |
| VAS 122D | Children's Artistic Development II: Lab | \$0 | \$12 |
| COLLEGE OF LIBERAL ARTS | | | |
| ORIENTAL AND AFRICAN LANGUAGES AND LITERATURES | | | |
| HEB 312K | Second Year Hebrew I | \$0 | \$2 |
| HEB 312L | Second Year Hebrew II | \$0 | \$2 |
| SPANISH AND PORTUGUESE | | | |
| POR 604 | Accel. First Year Portuguese I | \$0 | \$2 |
| POR 406 | First Year Portuguese I | \$0 | \$2 |
| POR 407 | First Year Portuguese II | \$0 | \$2 |
| POR 408 | Alternate First Year Portuguese for Spanish Students | \$0 | \$2 |

THE UNIVERSITY OF TEXAS AT AUSTIN
U.T. Board of Regents' Meeting April 9, 1992

COURSE SPECIFIC INCIDENTAL FEES

| <u>Course Number</u> | <u>Course Title</u> | <u>Current Fee</u> | <u>Proposed Fee</u> |
|---|---|------------------------|-------------------------|
| SPANISH AND PORTUGUESE (continued) | | | |
| SPN 604 | Accelerated Beginners' Spanish | \$0 | \$2 |
| SPN 506 | First Year Spanish I | \$0 | \$2 |
| SPN 507 | First Year Spanish II | \$0 | \$2 |
| SPN 508K | Alternate First Year Spanish II | \$0 | \$2 |
| COLLEGE OF NATURAL SCIENCES | | | |
| BIOLOGICAL SCIENCES | | | |
| BIO 331 | Lab Studies in Molecular Biology | \$0 | \$50 |
| BOTANY | | | |
| BOT 394C | Lab Methods in Molecular Systematics | \$0 | \$50 |
| GEOLOGICAL SCIENCES | | | |
| GEO 347K | Gem and Gem Minerals | \$0 | \$15 |
| GEO 248K | Train. Cruise Marine Geophysical Research | \$0 | \$25 |
| HUMAN ECOLOGY | | | |
| HE 352D | Field Experience in Apparel Design | \$0 | \$35 |
| NTR 380K | Research Methods in Nutritional Sciences, Topics 1, 2, 4 | \$0 | \$33 |
| NTR 392 | Research Problems in Nutritional Sciences Topic 8: Developmental Nutrition | \$0 | \$7 |
| <u>FEES WITH CHANGES</u> | | | |
| COLLEGE OF EDUCATION | | | |
| KINESIOLOGY AND HEALTH EDUCATION | | | |
| KIN 119 | Movement Competence, Topic 6: Golf | \$24 | \$34 |
| PED 106C | Conditioning: Topics 2-8 & all unnumbered topics | \$4 | \$10 |
| PED 107H | Golf | \$24 | \$34 |
| COLLEGE OF ENGINEERING | | | |
| AEROSPACE ENGINEERING AND ENGINEERING MECHANICS | | | |
| ASE 224L | Aerospace Materials Laboratory | \$50 | \$75 |
| COLLEGE OF NATURAL SCIENCES | | | |
| BOTANY | | | |
| BOT 331 | Lab Studies in Molecular Biology | \$20 | \$50 |
| HUMAN ECOLOGY | | | |
| NTR 380K | Research Problems in Nutritional Sciences Topic 3 | \$30 | \$33 |
| <u>DELETED FEES</u> | | | |
| COLLEGE OF FINE ARTS | | | |
| THEATRE AND DANCE | | | |
| DRM 149F | Topics in Dance Technique | \$15 | \$0 |
| <u>FEES WITH NO CHANGES</u> | | | |
| SCHOOL OF LAW | | | |
| LAW 323 | Criminal Law I | \$15 | |

THE UNIVERSITY OF TEXAS AT AUSTIN

U.T. BOARD OF REGENTS' MEETING

April 9, 1992

CATALOG CHANGES

The following listing summarizes the changes proposed to the Catalog of The University of Texas at Austin. This catalog change has been approved by me and approved by the Executive Vice Chancellor for Academic Affairs.

General Information Bulletin for 1992

Current bulletin
page number

Summary of Proposed Changes

46-55

Change 1s requested to increase the General Use Fee from \$8.00 to \$10.00 per semester credit hour effective with the fall semester, 1992. This change is made pursuant to the authority given in Section 4, S.B. 887, Seventy-Second Legislature.

THE UNIVERSITY OF TEXAS AT AUSTIN

U. T. BOARD OF REGENTS' MEETING

April 9, 1992

BUSINESS CONTRACTS FOR SERVICES

(FUNDS COMING IN)

The following contracts have been awarded, have been administratively approved by the appropriate Executive Vice Chancellor, and are recommended for ratification by the U. T. Board of Regents:

1. Agency: United States Fish and Wildlife Service
 Funds: \$1
 Period: February 1, 1992 through January 31, 2007
 Title/Description: Lease one acre, more or less, of land and improvements situated in Nueces County, Texas for construction and operation of a field station in an ongoing collaboration with the Marine Science Institute at Port Aransas' faculty and staff in such areas as biology and chemistry

(FUNDS GOING OUT)

2. Agency: Dobie, LTD
 Funds: \$11,421.76 per month
 Period: February 1, 1992 through August 31, 1992
 Title/Description: Lease the 15th and 16th floors of Dobie Center located at 2021 Guadalupe, Austin, Texas as office space for the Departments of Middle Eastern Studies, Asian Studies and Mexican-American Studies

THE UNIVERSITY OF TEXAS AT AUSTIN
 Business Contracts for Services
 U. T. Board of Regents' Meeting April 9, 1992

MINOR CONSTRUCTION PROJECTS, as authorized by U.T. Board of Regents' Rules and Regulations, Part Two, Chapter VIII, Section 2 (Projects previously approved by the Board of Regents and/or those for Minor Repair and Remodeling for \$300,000.00 or less.)

3. Contractor: Automation Energy Technology, Inc.
 Amount: \$24,787
 Source of Funds: 102-589 Revol. Econ. Bldg. FCMS Interface, 36-9058-9033 and Utility Plant Rev. Fund M&E, 18-2000-0050
 Date of Contract: January 2, 1992
 Estimated Completion Date: April 30, 1992
 Project Title: Installation of FCMS at Economics Building
 Brief Description: Install a computer centered energy monitoring control system for the newly renovated Economics Building

4. Contractor: Century Weatherproofing, Inc.
 Amount: \$20,000
 Source of Funds: MSI - Exterior Masonry Rep. Phy. Plt. Complex, 36-9062-1521
 Date of Contract: December 10, 1991
 Estimated Completion Date: March 10, 1992
 Project Title: Physical Plant Building, Masonry Restoration and Waterproofing, Marine Science Institute
 Brief Description: Remove all unsound concrete to sound substrate, patch all spalled areas, pressure clean all exposed concrete, epoxy inject all areas having cracks, remove and install sealant at all joints and window perimeters, apply concrete coating and masonry sealer, do tuckpointing and paint woodwork to match existing

5. Contractor: Ceramic Cooling Tower
 Amount: \$26,233
 Source of Funds: Gov Off #1089, 102-711 Chilling Station #2, 36-9000-8522
 Date of Contract: November 26, 1991
 Estimated Completion Date: April 17, 1992
 Project Title: Change Order #2 - Replace Cooling Tower, Chilling Station #2
 Brief Description: Change the current contract to allow for an increase in wage rates to comply with Davis-Bacon requirements

THE UNIVERSITY OF TEXAS AT AUSTIN
 Business Contracts for Services
 U. T. Board of Regents' Meeting April 9, 1992

6. Contractor: J. C. Evans Construction Co., Inc.
 Amount: \$92,500
 Source of Funds: Minor Const. Proj., Interest Earned -
 Villa Capri Parking Lot, 36-0319-9242
 Date of Contract: December 13, 1991
 Estimated Completion Date: April 20, 1992
 Project Title: Construction of New Parking Lot, 24th
 Street and Red River
 Brief Description: Construct a new asphalt parking lot to
 include testing, excavation, subgrade
 compaction and installation of perimeter
 concrete strip, light pole bases and
 conduit, compacted base, asphalt paving,
 striping and lighting
7. Contractor: Racal-Chubb Security Systems, Inc.
 Amount: \$52,600
 Source of Funds: Other SRC - Util. ERC Lot 108 -
 Surveillance System, 36-0729-9121
 Date of Contract: November 5, 1991
 Estimated Completion Date: January 19, 1992
 Project Title: Frank Erwin Center Parking Lot
 Surveillance System
 Brief Description: Install a CCTV video surveillance
 monitoring and control system in the
 Frank Erwin Center Parking Lot #108

8. Contractor: Workman Corporation
Amount: (\$29,502)
Source of Funds: SSB - Elevator Installation,
36-9062-1442
Date of Contract: January 17, 1992
Estimated Completion Date: February 7, 1992
Project Title: Change Order #4 - Provider Elevator for
handicap access to Student Services
Building
Brief Description: Terminate the current contract providing
for the installation of an elevator in
the Student Services Building due to
potential structural problems

THE UNIVERSITY OF TEXAS AT AUSTIN

U.T. BOARD OF REGENTS' MEETING

April 9, 1992

STANDARD AFFILIATION AGREEMENT

The following agreements recommended for approval by the U.T. Board of Regents is based on the model agreement adopted on April 12, 1990:

1. Facility: The Institute for Rehabilitation and Research
Houston, Texas
Date: May 1, 1991
Purpose: To allow some of our graduate speech pathology and audiology students to take their professional training in The Institute for Rehabilitation and Research facility.
2. Facility: Northwest Mediplex
Austin, Texas
Date: October 15, 1991
Purpose: To allow some of our undergraduate and graduate nursing students the opportunity to gain professional nursing experiences in the Northwest Mediplex facility.
3. Facility: Kimberly Services, Inc. Boston, Massachusetts,
d/b/a Kimberly Quality Home Health Care
Austin, Texas
Date: December 1, 1992
Purpose: To allow some of our undergraduate and graduate nursing students the opportunity to gain professional nursing experiences in the Kimberly Quality Home Health Care facility.
4. Facility: Gracy Woods Nursing Center
Austin, Texas
Date: December 1, 1991
Purpose: To allow some of our undergraduate and graduate nursing students the opportunity to gain professional nursing experiences in the Gracy Woods Nursing Center facility.
5. Facility: Westminster Manor
Austin, Texas
Date: October 29, 1991
Purpose: To allow some of our undergraduate and graduate nursing students the opportunity to gain professional nursing experiences in the Westminster Manor facility.
6. Facility: Healthcare Rehabilitation Center of Austin, Inc.
d/b/a HRC
Austin, Texas
Date: February 1, 1992
Purpose: To allow some of our undergraduate and graduate nursing students the opportunity to gain professional nursing experiences in the Healthcare Rehabilitation Center of Austin, Inc. facility.

THE UNIVERSITY OF TEXAS AT AUSTIN

U. T. BOARD OF REGENTS' MEETING

April 9, 1992

TRADEMARK LICENSE AGREEMENTS

The following agreements have been awarded and are recommended for approval by the U. T. Board of Regents. All product approvals are in accordance with Paragraphs 10.1(C) and (D) and 11.1 of the Trademark Agreement.

1. Licensee: 1st Street Graphics, Inc.
St. Joseph, Missouri 64503
Fee-Royalty: \$0.00, \$0.35 per heat transfer
Period: January 1, 1992 through December 31, 1994
Description: Heat-applied transfers, which are manufactured, individually packaged and sold by the licensee as "finished" products.
2. Licensee: American Needle & Novelty, Inc.
Buffalo Grove, Illinois 60089-4504
Fee-Royalty: \$0.00, 7%
Period: January 1, 1992 through December 31, 1994
Description: Caps, various styles and sizes.
3. Licensee: Artcarved/R. Johns Ltd.
A Division of CJC Holdings
Austin, Texas 78745
Fee-Royalty: \$0.00, 6%
Period: January 1, 1992 through December 31, 1994
Description: Class rings and class jewelry.
4. Licensee: ATAPCO Office Products Group, A Division of
American Trading and Production Corp.
Washington, Missouri 63090
Fee-Royalty: \$50.00, 6%
Period: December 1, 1991 through December 31, 1994
Description: Desk folders, ring binders, pad holders and other Hazel & Cardinal brand products.
5. Licensee: Countryside Products Company
Columbus, Ohio 43213
Fee-Royalty: \$0.00, 6%
Period: January 1, 1992 through December 31, 1994
Description: Plastic athletic squeeze bottles known as Chug-A-Jugs.
6. Licensee: Crable Sportswear, Inc.
Cincinnati, Ohio 45249
Fee-Royalty: \$0.00, 7%
Period: January 1, 1992 through December 31, 1994
Description: Wearing apparel, which includes all kinds of clothing.
7. Licensee: Cracked Pot Ceramic Manufacturing Company
Austin, Texas 78736
Fee-Royalty: \$0.00, 6%
Period: January 1, 1992 through December 31, 1994
Description: Ceramic products.
8. Licensee: Cross Land, Inc.
d/b/a Cross Land Sportswear
Fort Wayne, Indiana 46825
Fee-Royalty: \$0.00, 7%
Period: January 1, 1992 through December 31, 1994
Description: Wearing apparel, which includes t-shirts and sweatshirts.

9. Licensee: Cushion Craft, Inc.
East Newark, New Jersey 07029
Fee-Royalty: \$50.00, 6%
Period: October 1, 1991 through December 31, 1993
Description: Floor cushions.
10. Licensee: Danskin, Inc.
New York, New York 10018
Fee-Royalty: \$100.00, 7%
Period: January 1, 1992 through December 31, 1994
Description: Women's activewear stretch garments.
11. Licensee: Drew Pearson Companies
d/b/a Drew Pearson Marketing
Dallas, Texas 75244
Fee-Royalty: \$100.00, 7%
Period: December 1, 1991 through December 31, 1994
Description: Headwear.
12. Licensee: Ed's West, Inc.
St. Louis, Missouri 63122
Fee-Royalty: \$0.00, 7% for items in Category A and 6% for
items in Category B
Period: January 1, 1992 through December 31, 1994
Description: Category A consists of wearing apparel, which
includes all types of clothing. Category B
consists of sports related accessories, which
include bags and other accessories.
13. Licensee: EnjoyLife, Inc.
Morton Grove, Illinois 60053
Fee-Royalty: \$50.00, 6%
Period: February 1, 1992 through December 31, 1994
Description: Golf balls.
14. Licensee: Fertitta Collegiate Apparel
Carrollton, Texas 75006
Fee-Royalty: \$100.00, 7%
Period: November 1, 1991 through December 31, 1993
Description: Apparel, which includes t-shirts and other types
of apparel.
15. Licensee: Golden Strokes Golf, Inc.
San Diego, California 92121
Fee-Royalty: \$50.00, 6%
Period: August 1, 1991 through December 31, 1993
Description: Lapel pins.
16. Licensee: Heirloom Needlecraft, Inc.
Fenton, Missouri 63026
Fee-Royalty: \$0.00, 6%
Period: January 1, 1992 through December 31, 1994
Description: Needlecraft kits.
17. Licensee: J. & J. Golf Accessories
Dear Park, Texas 77536
Fee-Royalty: \$50.00, 6%
Period: December 1, 1991 through December 31, 1994
Description: Golf brush and other golf accessories.
18. Licensee: L. G. Balfour Company
Attleboro, Massachusetts 02703
Fee-Royalty: \$0.00, 6%
Period: January 1, 1992 through December 31, 1994
Description: Class rings, other emblematic jewelry and
graduation announcements.

19. Licensee: Manual Woodworkers
Gerton, North Carolina 28735
Fee-Royalty: \$50.00, 6%
Period: February 1, 1992 through December 31, 1994
Description: Cotton afghans, pillows, note pads and other novelties/collectables.
20. Licensee: Mitre Sports
Nashville, Tennessee 37202
Fee-Royalty: \$100.00, 7%
Period: November 1, 1991 through December 31, 1993
Description: Shorts, t-shirts and other apparel.
21. Licensee: Mr. Idea, Inc.
Plainville, Massachusetts 02762
Fee-Royalty: \$0.00, 6%
Period: January 1, 1992 through December 31, 1994
Description: Wall banners, streamers, umbrellas, ponchos, rain jackets and other novelties/collectables.
22. Licensee: N. E. Wear, Inc.
Tyler, Texas 75701
Fee-Royalty: \$100.00, 7%
Period: October 1, 1991 through December 31, 1993
Description: Wearing apparel, which includes all types of clothing, caps/hats, hosiery and footwear.
23. Licensee: Oval Framecraft, Inc.
d/b/a Sportstime Distributors
Warren, Michigan 48093
Fee-Royalty: \$50.00, 6%
Period: January 1, 1992 through December 31, 1994
Description: Clocks.
24. Licensee: P M Enterprises, Inc.
Poca, West Virginia 25159
Fee-Royalty: \$0.00, 7%
Period: January 1, 1992 through December 31, 1994
Description: Wearing apparel, which includes all types of clothing, hats, caps, footwear and hosiery.
25. Licensee: Perry Blackburne, Inc.
Pawtucket, Rhode Island 02860
Fee-Royalty: \$0.00, 6%
Period: January 1, 1992 through December 31, 1994
Description: Novelties/collectibles, including key chains, tie tacs, money clips, earrings, pins and other novelties/collectibles.
26. Licensee: Rossmor Industries, Inc.
Twinsburg, Ohio 44087
Fee-Royalty: \$0.00, 7%
Period: January 1, 1992 through December 31, 1994
Description: Wearing apparel, which includes all types of clothing, headwear, footwear and hosiery.
27. Licensee: S S Designs, Inc.
Winter Haven, Florida 33880
Fee-Royalty: \$0.00, 7%
Period: January 1, 1992 through December 31, 1994
Description: Wearing apparel, which includes all types of clothing.
28. Licensee: Sahara Sportswear, Inc.
El Paso, Texas 79932
Fee-Royalty: \$0.00, 7%
Period: January 1, 1992 through December 31, 1994
Description: Wearing apparel, which includes all types of clothing, hats, caps, visors, footwear and hosiery.

29. Licensee: Salamander Company
Santa Cruz, California 95062
Fee-Royalty: \$0.00, 6%
Period: January 1, 1992 through December 31, 1994
Description: Household accessories, which include aprons and hot mitts.
30. Licensee: Signature Golf Company (A Partnership)
Austin, Texas 78705
Fee-Royalty: \$50.00, 6%
Period: January 1, 1992 through December 31, 1994
Description: Golf clubs and golf balls.
31. Licensee: Signature Sportswear, Inc.
Parsons, Kansas 67357
Fee-Royalty: \$0.00, 7%
Period: January 1, 1992 through December 31, 1994
Description: Wearing apparel, which includes all types of clothing, hats/caps, footwear and hosiery.
32. Licensee: The Concertina Group
Austin, Texas 78705
Fee-Royalty: \$0.00, 6%
Period: January 1, 1992 through December 31, 1994
Description: Sports gloves and cycling gloves.
33. Licensee: Weekend 2000, Inc.
Austin, Texas 78701
Fee-Royalty: \$0.00, 6%
Period: July 1, 1991 through December 31, 1993
Description: Watches, i.e., "Squatch Watch".
34. Licensee: Whirley Industries, Inc.
Warren, Pennsylvania 16365
Fee-Royalty: \$0.00, 6%
Period: January 1, 1990 through December 31, 1994
Description: Plastic mugs, cups and travel mugs.
35. Licensee: Wincraft Incorporated
Winona, Minnesota 55987
Fee-Royalty: \$0.00, 6%
Period: January 1, 1992 through December 31, 1994
Description: Novelties/collectibles, which include pennants, banners, team logo buttons, seat cushions, spirit strips, mugs, tankards, can holders, lapel pins, key chains and other novelties/collectibles.

THE UNIVERSITY OF TEXAS AT AUSTIN
U.T. BOARD OF REGENTS' MEETING
April 9, 1992

PATENT AND TECHNOLOGY LICENSING AGREEMENT

The following agreement has been awarded and is recommended for approval by the U.T. Board of Regents:

- Licensee: Exxon Chemical Company
Darien, Connecticut

Fee-Royalty: License Fee of \$10,000 upon approval by Board of Regents to cover the first two exclusive years of the license. If Exxon elects to maintain an exclusive license for a third year, or any additional year beyond that, it will pay The University \$10,000 per year. In addition, running royalties will be (1) 2.08% of net sales costs to outside entities and (2) 2.08% of costs for licensed products used, transferred, or disposed of internally by Exxon, its Affiliates, and sublicensees.

Description: Royalty-bearing, worldwide exclusive license to manufacture, have manufactured, and/or sell licensed products comprising technology related to membrane separations products and polypyrrolone polymers.

THE UNIVERSITY OF TEXAS AT AUSTIN

U.T. BOARD OF REGENTS' MEETING

April 9, 1992

ACADEMIC SOFTWARE LICENSE AGREEMENTS

The following agreements have been awarded and are recommended for approval by the U.T. Board of Regents:

1. Licensee: Alliant Tech Systems
 Fee-Royalty: License Fee of \$200.00 upon execution of Agreement.
 Period: September 6, 1991 through the discontinuance of internal research use.
 Description: License to use for internal research purposes only, with no rights to distribute further, academic computer software program identified as "CODE/ROPE Parallel Programming System."
2. Licensee: Mercury Computer Systems, Inc.
 Fee-Royalty: License Fee of \$200.00 upon execution of Agreement.
 Period: October 16, 1991 through the discontinuance of internal research use.
 Description: License to use for internal research purposes only, with no rights to distribute further, academic computer software program identified as "CODE/ROPE Parallel Programming System."
3. Licensee: University of California, San Diego
 Fee-Royalty: License Fee of \$200.00 upon execution of Agreement (subsequently waived).
 Period: September 6, 1991 through the discontinuance of internal research use.
 Description: License to use for internal research purposes only, with no rights to distribute further, academic computer software program identified as "CODE/ROPE Parallel Programming System."
4. Licensee: University of South Carolina
 Fee-Royalty: License Fee of \$200.00 upon execution of Agreement (subsequently waived).
 Period: April 17, 1991 through the discontinuance of internal research use.
 Description: License to use for internal research purposes only, with no rights to distribute further, academic computer software program identified as "CODE/ROPE Parallel Programming System."
5. Licensee: University of Wales, College of Cardiff
 Fee-Royalty: License Fee of \$200.00 upon execution of Agreement (subsequently waived).
 Period: December 12, 1991 through the discontinuance of internal research use.
 Description: License to use for internal research purposes only, with no rights to distribute further, academic computer software program identified as "CODE/ROPE Parallel Programming System."
6. Licensee: NRC Corporation
 Fee-Royalty: Licensee to provide reports to faculty with feedback on research use of the software.
 Period: January 7, 1992 through the discontinuance of internal research use.
 Description: License to use for internal research purposes only, with no rights to distribute further, academic computer software program identified as the "Algernon" software package.

THE UNIVERSITY OF TEXAS AT AUSTIN

U. T. BOARD OF REGENTS MEETING

April 9, 1992

CONTRACTS OR GRANTS OVER \$500,000

(FUNDS COMING IN)

The following contracts or grants in an amount over \$500,000 have been awarded, have been administratively approved by the Executive Vice Chancellor for Academic Affairs, and are recommended for approval by the Board of Regents.

1. Grantor: Department of the Army
 No.: DAAA21-90-D-0009 - Modification 000601
 New funds: \$500,000 additional
 Current period: [Unchanged] 5/25/90 - 5/24/95
 Title/Description: Research & Development Center for Long Term Research in Electromechanics and Hypervelocity Mechanics

2. Grantor: Department of the Army
 No.: DAAA21-90-D-0009 - Modification 000602
 New funds: \$1,877,000 additional
 Current period: [Unchanged] 5/25/90 - 5/24/95
 Title/Description: Research & Development Center for Long Term Research in Electromechanics and Hypervelocity Mechanics

3. Grantor: National Aeronautics & Space Administration (Goddard Space Flight Center)
 No.: NAG5-1603 - Supplement No. 1
 New funds: \$1,272,104 additional
 Current period: 1/1/92 - 10/31/92
 Title/Description: Hubble Space Telescope Astrometry Science Team - Guaranteed Time Observing Program

4. Grantor: Gas Research Institute
 No.: 5091-214-2261
 New funds: \$1,319,642.
 Current period: 8/1/91 - 7/31/93
 Title/Description: Geologic & Hydrologic Controls on Coalbed Methane Production: Western Basin

5. Grantor: Department of the Navy/ONR
 No.: N00014-92-J-1161
 New funds: \$864,532.
 Current period: 1/1/92 - 12/31/94
 Title/Description: Highly Accurate Adaptive Computational Methods for Large-Scale Structural Acoustics Simulations

The University of Texas at Austin
 Contracts or Grants over \$500,000
 UT Regents' Meeting April 9, 1992

6. Grantor: Department of the Navy/Space & Naval Warfare Systems Command
 No.: N00039-91-C-0082 - Modification P00017
 New funds: \$3,624,100 additional
 Current period: [Unchanged] 12/30/90 - 12/31/95
 Title/Description: ARL:SPAWAR Omnibus Contract 1991-95
7. Grantor: Department of the Navy/Space & Naval Warfare Systems Command
 No.: N00039-91-C-0082 - Modification P00018
 New funds: \$2,628,600 additional
 Current period: [Unchanged] 12/30/90 - 12/31/95
 Title/Description: ARL:SPAWAR Omnibus Contract 1991-95
8. Grantor: Foundation for Research
 No.: Grant Letter dated January 24, 1992
 New funds: \$1,007,900.
 Current period: 1/1/92 - 6/30/92
 Title/Description: Clayton Foundation Biochemical Institute / Research in Biochemistry
9. Grantor: National Aeronautics & Space Administration
 No.: NAS5-30942 - Amendment No. 8
 New funds: \$809,561 additional
 Current period: 3/1/91 - 2/28/93
 Title/Description: Management, Operation, Maintenance & Engineering Development of the MLRS
10. Grantor: California Institute of Technology/ Jet Propulsion Laboratory
 No.: 956689 - Modification No. 28
 New funds: \$709,000 additional
 Current period: 10/1/91 - 9/30/92
 Title/Description: Investigations Supporting Topex Precision Orbit Determination
11. Grantor: Department of Education
 No.: PD63P16599
 New funds: \$1,447,436 additional
 Current period: 9/1/91 - 8/31/92
 Title/Description: Pell Grant Program

The University of Texas at Austin
Contracts or Grants over \$500,000
UT Regents' Meeting April 9, 1992

12. Grantor: Texas Low-Level Radioactive Waste
Disposal Authority
No.: IAC(92-93) 0910
New funds: \$1,342,378.
Current period: 12/5/91 - 8/31/92
Title/Description: Bureau of Economic Geology has agreed
to provide characterization & baseline
monitoring data for determining the
suitability of the Eagle Flat region
to host a low-level radioactive waste
repository.

(FUNDS GOING OUT)

NONE

THE UNIVERSITY OF TEXAS AT AUSTIN

U. T. BOARD OF REGENTS MEETING

April 9, 1992

FOREIGN CONTRACTS AND GRANTS FOR RESEARCH,
DEVELOPMENT, CLINICAL AND EDUCATIONAL SERVICES

(FUNDS COMING IN)

The following items have been awarded and are recommended for approval by the U. T. Board of Regents:

1. Country: Canada
Business/Entity: Various Donors - Ontario Hydro
No.: Grant Letter dated 11/25/91
New funds: \$30,000.
Current period: 1/1/92 - 12/31/92
Title/Description: 1992 Construction Industry Institute Membership

2. Country: England
Business/Entity: Industrial Associates:BP International
No.: Check 2713
New funds: \$30,000 additional
Current period: 1/1/92 - 12/31/92
Title/Description: Characterization of San Andres & Grayburg Reservoirs

3. Country: Finland
Business/Entity: Various Donors: Neste Oy
No.: Research Participation Agreement - Amendment
New funds: \$40,000 additional
Current period: 1/1/92 - 12/31/93
Title/Description: Separations Research Program

4. Country: France
Business/Entity: Various Donors: Elf Aquitaine
No.: Research Participation Letter Agreement - Amendment No. 3.
New funds: \$20,000 additional
Current period: 1/1/91 - 12/31/91
Title/Description: Wellbore Stability in Deviated Boreholes

5. Country: France
Business/Entity: Various Donors: Societe Nationale Elf Aquitaine Production
No.: Research Participation Agreement - Extension (SNEA(P)N°7708A3)
New funds: \$30,000 additional
Current period: 1/16/92 - 1/15/93
Title/Description: Stimulation, Logging, & Formation Damage Research Program

The University of Texas at Austin
 Foreign Contracts and Grants for Research, Development, Clinical and
 Educational Services
 UT Regents' Meeting April 9, 1992

- 6 Country: France
 Business/Entity: Industrial Associates: Compagnie
 Francaise des Petroles
 No.: Check No. 462173
 New funds: \$30,000 additional
 Current period: 1/1/92 - 12/31/92
 Title/Description: Characterization of San Andres &
 Grayburg Reservoirs
7. Country: Italy
 Business/Entity: Various Donors: Eniricerche S.p.A.
 (renewal of Snamprogetti)
 No.: Research Participation Agreement -
 Amendment
 New funds: \$40,000 additional
 Current period: 1/1/92 - 12/31/93
 Title/Description: Separations Research Program
8. Country: Italy
 Business/Entity: Industrial Associates: Agip, S.p.A.
 No.: Memorandum of Agreement
 New funds: \$30,000 additional
 Current period: 1/1/91 - 12/31/91
 Title/Description: Characterization of San Andres &
 Grayburg Reservoirs
9. Country: Italy
 Business/Entity: University of Bologna
 No.: Hfields Licence Agreement
 New funds: None
 Current period: 11/18/91 - 12/31/99
 Title/Description: Hfields Licence Agreement
10. Country: Japan
 Business/Entity: Industrial Associates: Japan National
 Oil Corporation
 No.: Memorandum of Agreement
 New funds: \$30,000.
 Current period: 1/1/92 - 12/31/92
 Title/Description: Characterization of San Andres &
 Grayburg Reservoirs

(FUNDS GOING OUT)

NONE

THE UNIVERSITY OF TEXAS AT AUSTIN

U. T. BOARD OF REGENTS' MEETING

APRIL 9, 1992

CONTRACTS AND GRANTS FOR RESEARCH, DEVELOPMENT, CLINICAL
AND EDUCATIONAL SERVICES

Since the Docket for the previous meeting of the U. T. Board of Regents, the following activity has taken place with regard to Contracts and Grants for Research, Development, Clinical and Educational Services:

FUNDS COMING IN

- I. Non-Governmental, State and Local Government and Federal Government Contracts and Grants
- | | | |
|----|-------------------------|--|
| a. | <u>1992 203 - 412</u> | Number of Initial Grant & Contract Awards |
| | <u>\$ 9,071,284.33</u> | Value of Awards |
| b. | <u>1992 413 - 545</u> | Number of Fiscal Amendments to Grant and Contracts Awards (Increasing or Decreasing by \$10,000) |
| | <u>\$ 12,126,643.16</u> | Total of Increased Funding |
| | <u>\$ (21,000.00)</u> | Total of Reduced Funding |

FUNDS GOING OUT

- II. Non-Governmental, State and Local Government and Federal Government Contracts and Grants
- | | | |
|----|-----------------------|---|
| a. | <u>1992 546 - 565</u> | Number of Initial Grant & Contract Awards |
| | | NOTE: #173 not used. |
| | <u>\$ 524,844.00</u> | Value of Awards |
| b. | <u>1992 _____ 566</u> | Number of Fiscal Amendments to Grant and Contract Awards (Increasing or Decreasing by \$10,000) |
| | <u>\$ 28,234.00</u> | Total of Increased Funding |
| | <u>\$ 0</u> | Total of Reduced Funding |

THE UNIVERSITY OF TEXAS AUSTIN

UT BOARD OF REGENTS' MEETING
April 1992

ENDOWED CHAIRS AND NAMED PROFESSORSHIPS
1991-92 NON-INITIAL, NON-BUDGETED APPOINTMENTS

| | |
|-----------------------|--|
| College\School | Architecture |
| Endowed Position | Meadows Foundation Centennial Professorship in Architecture |
| Name | Michael L. Benedikt |
| Current Title | Harwell Hamilton Harris Fellowship (Professor Benedikt will retain this fellowship for 1991-92.) |
| Department | n/a |
| Person Being Replaced | Vacant |
| Effective Date | 9/1/91 |
| College\School | Law |
| Endowed Position | Rex G. Baker and Edna Heflin Baker Professorship in Constitutional Law |
| Name | Bernhard Grossfeld |
| Current Title | Visiting Professor |
| Department | |
| Person Being Replaced | Vacant |
| Effective Date | 1/16/92-5/31/92 |
| College\School | Liberal Arts |
| Endowed Position | Edward Larocque Tinker Chair in Latin American Studies |
| Name | Orlandina de Oliveira |
| Current Title | Visiting Professor |
| Department | Sociology |
| Person Being Replaced | Vacant |
| Effective Date | 1/16/92-5/31/92 |

NOTE: Personnel and Payroll information will be included in "Amendments to the 1991-92 Operating Budget" as appropriate in this or subsequent dockets.

| | |
|-----------------------|---|
| College\School | Natural Sciences |
| Endowed Position | Admiral B. R. Inman Centennial Chair in Computing Theory |
| Name | David A. Turner |
| Current Title | Visiting Professor |
| Department | Computer Sciences |
| Person Being Replaced | Vacant |
| Effective Date | 1/16/92-5/31/92 |
| College\School | Natural Sciences |
| Endowed Position | Beatrice M. Tinsley Centennial Visiting Professorship in Astronomy |
| Name | Robert P. Kraft |
| Current Title | Visiting Professor |
| Department | Astronomy |
| Person Being Replaced | Vacant |
| Effective Date | 9/1/91-5/31/92 |
| College\School | Natural Sciences |
| Endowed Position | Regents Chair in Computer Sciences (No. 1) |
| Name | Jayadev Misra |
| Current Title | Professorship in Computer Sciences (No. 2) Dr. Misra will relinquish this Professorship effective January 15, 1992. |
| Department | Computer Sciences |
| Person Being Replaced | Vacant |
| Effective Date | January 16, 1992 |

NOTE: Personnel and Payroll information will be included in "Amendments to the 1991-92 Operating Budget" as appropriate in this or subsequent dockets.

THE UNIVERSITY OF TEXAS AT AUSTIN

U. T. BOARD OF REGENTS' MEETING

APRIL 9, 1992

AMENDMENTS TO THE 1992 OPERATING BUDGET

The term "rate" for academic institutions is the full-time nine-month base rate and for health institutions is the full-time twelve month base rate; for all other personnel it is the full-time rate, the appointee receiving a proportionate amount depending upon the fraction of time for which he is appointed and the period of his appointment. Source of funds for payment of salaries, unless otherwise shown, is the departmental salaries account.

1. APPOINTMENTS TO NAMED PROFESSORSHIPS, ENDOWED FELLOWSHIPS, ENDOWED PROFESSORSHIPS, AND ENDOWED CHAIRS - 1992 BUDGET

Appointments were approved through Agenda or Docket action at prior meetings of the Board of Regents, as follows:

| <u>Professorship or Chair and Department or School</u> | <u>Nine Months Academic Rate</u> | <u>Chair or Professorship Appointment</u> | <u>Effective Date</u> |
|--|--|---|---------------------------|
| COLLEGE OF LIBERAL ARTS Economics Murray Johnson Chair In Economics 1. Kozmetsky, George (RBC 82, 83) | 110,670 | 110,670 | 12/20 |
| COLLEGE OF NATURAL SCIENCES Chemistry and Biochemistry M June And J Virgil Waggoner Regents Chair In Chemistry 2. Fox, Marye Anne (RBC 86, 87) | 82,620 | 102,620 | 1//16 |
| COLLEGE OF EDUCATION Educational Administration A M Aikin Regents Chair In Jr. And Community College Leadership 3. Moore, William (RBC 84, 85) | 60,000 | 87,500 | 1/16 |

U. T. BOARD OF REGENTS' MEETING

April 9, 1992

AMENDMENTS TO THE 1992 OPERATING BUDGET
(Continued)

TRANSFERS OF FUNDS

RBC

GENERAL ADMINISTRATION AND STUDENT SERVICES
Vice President for Business Affairs

4. Amount of Transfer: \$300,000 78

From: Office of the President-Special Equipment and Operations

To: Special Equipment

To provide funds for equipment purchases.

COLLEGE OF LIBERAL ARTS
Oriental and African Languages and Literature

5. Amount of Transfer: \$219,995 71

From: Linguistics Faculty Salaries

To: Faculty Salaries

To provide funds for appointment of Assistant Instructors for Spring, 1992.

Germanic Languages

6. Amount of Transfer: \$171,245 73

From: English Teaching Assistants

To: Faculty Salaries

To provide funds for appointment of Assistant Instructors for Spring, 1992.

Spanish and Portuguese

7. Amount of Transfer: \$351,878 72

From: Psychology Faculty Salaries

To: Faculty Salaries

To provide funds for appointment of Assistant Instructors for Spring, 1992.

COLLEGE OF NATURAL SCIENCES
Physics

8. Amount of Transfer: \$125,000 69

From: Office of the Dean - Special Equipment

To: Start-up Funds - Raizen

Funds for start-up equipment purchases.

U. T. BOARD OF REGENTS' MEETING

April 9, 1992

AMENDMENTS TO THE 1992 OPERATING BUDGET
(Continued)

TRANSFERS OF FUNDS

SCHOOL OF NURSING

9. Amount of Transfer: \$129,484 81

From: Ralston Nursing Student Loan Fund

To: Ralston Nursing Scholarship Fund

Transfer of funds to establish funding for the newly created Ella Kate and Wallace Ralston Medical and Nursing Students Scholarship Fund which was established at the December 5, 1991 meeting of the Board of Regents.

VARIOUS ELEMENTS OF COST, VARIOUS DEPARTMENTS

10. Amount of Transfer: \$29,952,388 88

From: Various Accounts

To: Various Accounts

To request that selected 1990-91 fund balances which have commitments be reappropriated to the 1991-92 budget. \$17,908,544 was reappropriated to various 14 accounts. \$12,043,844 was reappropriated to various 20 accounts.

UNALLOCATED ACCOUNTS

11. Amount of Transfer: \$500,000 77

From: Office of the President-Computer Equipment Acquisition

To: Computer Acquisition-Faculty Computer Committee

Funds for computer equipment acquisitions

ADVANCED RESEARCH AND ADVANCED TECHNOLOGY PROGRAMS

12. Amount of Transfer: \$13,931,567 76

From: Estimated Income via General Revenue

To: Advanced Research/Technology Programs for:

| | |
|--------------------|-----------|
| ARP-009 (Bard) | \$ 47,280 |
| ARP-275 (Beckner) | 41,179 |
| ARP-514 (Bengston) | 125,000 |
| ARP-100 (Bose) | 150,469 |
| ARP-445 (Browne) | 171,000 |
| ARP-178 (Campbell) | 168,000 |
| ARP-157 (Carlson) | 130,000 |
| ARP-368 (Echols) | 61,557 |
| ARP-230 (Fink) | 170,000 |
| ARP-499 (Foss) | 111,072 |
| ARP-243 (Fox) | 90,000 |
| ARP-481 (Frisbie) | 68,000 |
| ARP-463 (Geisler) | 110,766 |
| ARP-212 (Gloyna) | 119,654 |
| ARP-440 (Gottlieb) | 49,000 |

U. T. BOARD OF REGENTS' MEETING

April 9, 1992

AMENDMENTS TO THE 1992 OPERATING BUDGET
(Continued)TRANSFERS OF FUNDS

ADVANCED RESEARCH AND ADVANCED TECHNOLOGY PROGRAMS (continued)

| | |
|-------------------------|---------|
| ARP-186 (Grady) | 123,305 |
| ARP-339 (Gutierrez) | 60,640 |
| ARP-263 (Hall) | 136,861 |
| ARP-184 (Hester) | 44,000 |
| ARP-470 (Ho) | 205,040 |
| ARP-086 (Iverson) | 150,000 |
| ARP-225 (Lambert) | 130,000 |
| ARP-131 (Land) | 93,500 |
| ARP-215 (Laude) | 125,000 |
| ARP-089 (Mallouk) | 100,000 |
| ARP-002 (Marder) | 138,000 |
| ARP-403 (Markert) | 125,000 |
| ARP-085 (Matzner) | 180,000 |
| ARP-453 (McDevitt) | 150,000 |
| ARP-485 (Meler) | 54,794 |
| ARP-219 (Misra) | 95,200 |
| ARP-114 (Mooney) | 91,800 |
| ARP-196 (Niu) | 46,571 |
| ARP-476 (Polchinski) | 80,000 |
| ARP-113 (Radin) | 55,648 |
| ARP-480 (Ramachandran) | 153,950 |
| ARP-424 (Rankin) | 133,000 |
| ARP-235 (Rosenthal) | 51,440 |
| ARP-154 (Rossky) | 85,000 |
| ARP-040 (Ruppel) | 86,700 |
| ARP-231 (Sanchez) | 125,680 |
| ARP-129 (Sasaki) | 187,100 |
| ARP-105 (Sharp) | 87,000 |
| ARP-075 (Skipper) | 85,222 |
| ARP-079 (Streetman) | 161,360 |
| ARP-462 (Thomas) | 99,000 |
| ARP-357 (Tucker) | 198,400 |
| ARP-343 (Tyler) | 73,100 |
| ARP-236 (Vaaler) | 52,960 |
| ARP-059 (Wheeler) | 72,000 |
| ARP-133 (Young) | 150,000 |
| ARP-286 (Zakon) | 189,000 |
| ATP-217 (Anslyn) | 152,389 |
| ATP-006 (Bard) | 101,520 |
| ATP-261 (Bergman) | 102,020 |
| ATP-145 (Bittner) | 180,073 |
| ATP-121 (Brown) | 350,260 |
| ATP-415 (Busch-Vishnia) | 193,000 |
| ATP-426 (Buskey) | 500,000 |
| ATP-412 (Campbell) | 192,000 |
| ATP-442 (Daniel) | 130,000 |
| ATP-140 (deLozanne) | 179,100 |
| ATP-399 (Downer) | 155,511 |
| ATP-074 (Edgar) | 295,880 |
| ATP-080 (Ekerdt) | 181,845 |
| ATP-136 (Fink) | 218,000 |
| ATP-498 (Fowler) | 247,564 |
| ATP-134 (Gilbert) | 228,792 |
| ATP-292 (Goodenough) | 138,258 |
| ATP-250 (Gouda) | 225,704 |
| ATP-506 (Jones) | 143,450 |
| ATP-220 (Jurcic) | 117,412 |
| ATP-035 (Koros) | 227,700 |
| ATP-469 (Kwong) | 171,000 |

U. T. BOARD OF REGENTS' MEETING

April 9, 1992

AMENDMENTS TO THE 1992 OPERATING BUDGET
(Continued)TRANSFERS OF FUNDS

ADVANCED RESEARCH AND ADVANCED TECHNOLOGY PROGRAMS (continued)

| | |
|------------------------|---------|
| ATP-066 (Lagowski) | 258,205 |
| ATP-495 (Lawler) | 127,952 |
| ATP-106 (Lloyd) | 146,300 |
| ATP-122 (Loehr) | 140,000 |
| ATP-386 (Malek) | 95,323 |
| ATP-118 (Martin) | 128,250 |
| ATP-379 (Pope) | 225,000 |
| ATP-024 (Silberschatz) | 154,242 |
| ATP-076 (Streetman) | 227,000 |
| ATP-303 (Tapley) | 222,000 |
| ATP-228 (Tasch) | 262,000 |
| ATP-331 (Tassoulas) | 105,000 |
| ATP-267 (Tesar) | 124,400 |
| ATP-395 (Tien) | 117,176 |
| ATP-344 (Tyler) | 285,000 |
| ATP-388 (Walker) | 102,980 |
| ATP-338 (Walser) | 224,280 |
| ATP-245A (Webber) | 108,749 |
| ATP-245B (Fox) | 63,502 |
| ATP-418 (Weldon) | 374,482 |
| ATP-271 (White) | 219,000 |

To record the transfer of research funds from the Coordinating Board to the University of Texas at Austin.

DESIGNATED FUNDS

University Interscholastic League

13. Amount of Transfer: \$179,625 80

From: General Fee Account

To: Building Fund Account

Transfer funds to Building Fund Account for the purpose of a new UIL Building.

AUXILIARY ENTERPRISES

Intercollegiate Athletics for Women

14. Amount of Transfer: \$400,000 74

From: Intercollegiate Athletics for Men-Operating Income

To: Operating Income

To meet additional funding needs not known in 1991-92 budget preparation.

PLANT FUNDS

15. Amount of Transfer: \$100,000 79

From: Improvements, Remodeling and Major Repairs

To: FAC 2nd Floor Renovation

To provide funds for renovations in the Flawn Academic Center to relocate the Dean of Students Office.

THE UNIVERSITY OF TEXAS AT AUSTIN

U. T. BOARD OF REGENTS' MEETING

April 9, 1992

AMENDMENTS TO THE 1992 OPERATING BUDGET
(Continued)TRANSFERS OF FUNDS

LAND FUNDS (Continued)

16. Amount of Transfer: \$293,000

75

From: Proceeds from Sale of BRC Land-Unallocated

To: Ferguson Laboratory Annex Project-Unallocated

To provide total project cost funding for the Ferguson
Laboratory Annex Project at Balcones Research Center.

THE UNIVERSITY OF TEXAS AT AUSTIN

U.T. Board of Regents' Meeting

April 9, 1992

Merit Salary Increases

All Faculty, Administrative and Professional Staff Members

| Budget Page No. | Budget Item No. | College/Department Title, Name | 1992 Rate | | 1992 Recommended Rate | | Amount Increase | Percent Increase | Effective Date |
|---|-----------------------|-----------------------------------|--------------|------|-----------------------------|------|--------------------|---------------------|-------------------|
| GENERAL ADMINISTRATION AND STUDENT SERVICES | | | | | | | | | |
| Office of the President | | | | | | | | | |
| Vice President for Administration | | | | | | | | | |
| 4 | 9 | Sharpe, Edwin R., Jr. | \$ 100,000 | (12) | \$ 145,000* | (12) | \$ 45,000 | 45.0 | 1/1 |
| *Special administrative rate for period 1/1/92 - 8/31/92. Base salary rate is \$100,000. | | | | | | | | | |
| Data Processing Department | | | | | | | | | |
| Director | | | | | | | | | |
| 31 | 3 | Ebeling, Randy E. | \$ 56,100 | (12) | \$ 75,000 | (12) | \$ 18,900 | 33.7 | 2/1 |
| VICE PRESIDENT AND DEAN OF GRADUATE STUDIES | | | | | | | | | |
| Assistant Dean | | | | | | | | | |
| 126, 127 | 10, 1 | Brown, Sarita E. | \$ 35,988 | (12) | \$ 39,736 | (12) | \$ 3,750 | 10.4 | 1/1 |
| COLLEGE OF ENGINEERING | | | | | | | | | |
| Electrical and Computer Engineering | | | | | | | | | |
| Professor | | | | | | | | | |
| | | Driga, Mircea D. | \$ 62,415 | (09) | \$ 65,536 | (09) | \$ 3,121 | 5.0 | 11/1 |
| SCHOOL OF LAW | | | | | | | | | |
| Lecturer and Professional Librarian | | | | | | | | | |
| 599 | 113 | Pratter, Jonathan | \$ 30,800 | (09) | \$ 31,644 | (09) | \$ 1,044 | 3.4 | 12/1 |
| 723 | 4, 5 | (School of Law-Law Library) | \$ 40,800 | (12) | \$ 42,187 | (12) | \$ 1,387 | 3.4 | 12/1 |

A-36

2438

THE UNIVERSITY OF TEXAS AT AUSTIN

U.T. Board of Regents' Meeting
April 9, 1992

Merit Salary Increases
All Faculty, Administrative and Professional Staff Members

| Budget Page No. | Budget Item No. | College/Department Title, Name | 1992 Rate | | 1992 Recommended Rate | | Amount Increase | Percent Increase | Effective Date |
|------------------------------|-----------------------|-----------------------------------|--------------|------|-----------------------------|------|--------------------|---------------------|-------------------|
| LIBRARY | | | | | | | | | |
| | | Professional Librarian | | | | | | | |
| | | McFarland, Stephen Mark | \$ 22,500 | (12) | \$ 23,000 | (12) | \$ 500 | 2.2 | 12/16 |
| | | Law Library | | | | | | | |
| | | Professional Librarian | | | | | | | |
| 723 | 6 | Gunn, David L. | \$ 37,455 | (12) | \$ 38,728 | (12) | \$ 1,273 | 3.4 | 12/1 |
| 724 | 17 | Robinson, Marilyn | \$ 25,500 | (12) | \$ 27,750 | (12) | \$ 2,250 | 8.8 | 12/1 |
| 724 | 18 | Washecka, Barbara | \$ 24,480 | (12) | \$ 25,312 | (12) | \$ 832 | 3.4 | 12/1 |
| AUXILIARY ENTERPRISES | | | | | | | | | |
| | | Intercollegiate Athletics for Men | | | | | | | |
| | | Assistant Coach (Football) | | | | | | | |
| 2465 | 29 | Wright, Bobby J. | \$ 45,951 | (12) | \$ 53,000 | (12) | \$ 7,049 | 15.3 | 1/1 |
| | | Texas Student Publications | | | | | | | |
| | | Superintendent-Production TSP | | | | | | | |
| 2429, 2531 | 1, 1 | Rinn, Arthur J. | \$ 49,455 | (12) | \$ 50,955 | (12) | \$ 1,500 | 3.0 | 1/1 |

THE UNIVERSITY OF TEXAS AT AUSTIN

U.T. Board of Regents' Meeting
April 9, 1992

Merit Salary Increases
All Faculty, Administrative and Professional Staff Members

| Budget Page No. | Budget Item No. | College/Department Title, Name | 1992 Rate | 1992 Recommended Rate | Amount Increase | Percent Increase | Effective Date |
|--|-----------------------|-----------------------------------|----------------|-----------------------------|--------------------|---------------------|-------------------|
| NON-BUDGETED PERSONNEL (Contracts and Grants) | | | | | | | |
| COLLEGE OF NATURAL SCIENCES | | | | | | | |
| Zoology | | | | | | | |
| Research Scientist | | | | | | | |
| Skipper, James | | | | | | | |
| | | | \$ 27,697 (09) | \$ 28,639 (09) | \$ 942 | 3.4 | 1 / 16 |
| COLLEGE OF PHARMACY | | | | | | | |
| Postdoctoral Fellow | | | | | | | |
| Draves, Patricia H. | | | | | | | |
| | | | \$ 25,558 (12) | \$ 26,427 (12) | \$ 869 | 3.4 | 1 / 1 |



THE UNIVERSITY OF TEXAS AT BROWNSVILLE

1614 Ridgely Road • Brownsville, Texas 78520-4991 • TEL. (512) 982-0110 • FAX (512) 982-0115

March 3, 1992

Dr. James P. Duncan
Executive Vice Chancellor
for Academic Affairs
The University of Texas System
601 Colorado Street
Austin, Texas 78701

Attn: System Budget Office

Dear Dr. Duncan:

The docket for the April 9, 1992 meeting of the Board of Regents is submitted for your recommendation and presentation to the Board.

I recommend approval.

Sincerely,

A handwritten signature in cursive script, appearing to read "Juliet V. Garcia".

Juliet V. Garcia
President

JGV:jh

TABLE OF CONTENTS

| | <u>Page No.</u> |
|--|-----------------|
| Substantive Catalog Changes | B- 3 |
| Trademark License Agreements | B- 4 |
| Amendments to the 1992 Budget (including faculty and staff appointments and changes in status and transfers of funds within existing budget totals) | B- 5 |

U. T. BOARD OF REGENTS' MEETING

APRIL 9, 1992

SUBSTANTIVE CATALOG CHANGES

The following listing summarizes the substantive changes proposed to the catalog of The University of Texas at Brownsville. These catalog changes have been administratively approved by the appropriate Executive Vice Chancellor.

Undergraduate Catalog for 1992-93

| <u>Page Number(s)</u> | <u>Summary of Proposed Substantive Change</u> |
|-----------------------|--|
| 70 | The Texas Higher Education Coordinating Board has determined the cost of education to be \$162 per semester credit hour for 1992-93. Thus, the base tuition rate for nonresident and foreign students is \$162 per semester credit hour for 1992-93. |

U. T. BOARD OF REGENTS' MEETING

APRIL 9, 1992

TRADEMARK LICENSE AGREEMENTS

The following agreements have been awarded and are recommended for approval by the U. T. Board of Regents. All product approvals are in accordance with paragraphs 10.1(C) and (D) and 11.1 of the Trademark Agreement.

| | |
|--------------|---|
| Licensee: | J & M Sportswear, Inc. 6800 West 153rd Street Overland Park, Kansas 66223 |
| Fee-Royalty: | \$25, 7% (Minimum \$50 per contract year) |
| Period: | November 1, 1991 through December 31, 1993 |
| Description: | Nonexclusive license to utilize certain marks owned now and previously used by The University of Texas at Brownville. |

U. T. BOARD OF REGENTS' MEETING

APRIL 9, 1992

AMENDMENTS TO THE 1992 BUDGET

| <u>Item, Department, Title, Name</u> | <u>Effective Date</u> | <u>% Time</u> | <u>Full-time Salary</u> | | <u>RBC</u> |
|---|-----------------------|---------------|-------------------------|-------------|------------|
| | | | <u>No. Mos.</u> | <u>Rate</u> | |
| <u>APPOINTMENTS, PROMOTIONS, AND SALARY INCREASES</u> | | | | | |
| GENERAL ADMINISTRATION AND STUDENT SERVICES | | | | | |
| Office of the President | | | | | |
| President | | | | | |
| 1. Juliet V. Garcia | 1/1 | 100 | 12 | \$91,800 | 008 |

THE UNIVERSITY OF TEXAS AT BROWNSVILLE

U. T. BOARD OF REGENTS' MEETING

APRIL 9, 1992

AMENDMENTS TO THE 1992 BUDGET
(Continued)

isted below are faculty members who are teaching "overloads." They are compensated \$1,380 for each 3 hour course or its equivalent. FTE effort remains 100%; appointees will revert to their academic rate upon completion of course overload.

009 Spring 1992 Overloads

| <u>Department, Name</u> | <u>Title</u> | <u>Academic Rate</u> | <u>Effective Date</u> | <u>Overload Payment</u> |
|--------------------------------|------------------|----------------------|-----------------------|-------------------------|
| <u>Arts & Sciences</u> | | | | |
| Norman E. Binder | Professor | \$43,236 | 01-20-92 | \$ 1,380 |
| George K. Green | Assoc Professor | 37,668 | 01-20-92 | 1,380 |
| Mark Magee | Assist Professor | 32,460 | 01-20-92 | 1,380 |
| William V. Wilkinson | Assoc Professor | 36,048 | 01-20-92 | 1,380 |
| <u>Business Administration</u> | | | | |
| Elise Buettgen | Assoc Professor | \$37,680 | 01-20-92 | \$ 1,380 |
| Livian K. Permenter | Assoc Professor | 41,580 | 01-20-92 | 1,380 |
| RB Vinson | Assoc Professor | 39,288 | 01-20-92 | 1,380 |
| <u>Education</u> | | | | |
| Iva Alejandro | Assist Professor | \$31,704 | 01-20-92 | \$ 1,380 |
| Jayle L. Brogdon | Assoc Professor | 33,564 | 01-20-92 | 1,380 |
| Leopoldo A. Coronado | Chair/Assoc Prof | 36,192 | 01-20-92 | 1,380 |
| Rbel Gonzalez | Assist Professor | 31,884 | 01-20-92 | 1,380 |
| Jernon Kostohryz | Professor | 45,744 | 01-20-92 | 1,380 |
| Edgar H. Rodriguez | Professor | 40,572 | 01-20-92 | 1,380 |
| Maraciela P. Rosenberg | Assist Professor | 30,432 | 01-20-92 | 1,380 |
| TOTAL Spring 1992 Overloads | | | | <u>\$19,320</u> |

APRIL 9, 1992

AMENDMENTS TO THE 1992 BUDGET
(Continued)

ANSFER OF FUNDS

ADVANCED RESEARCH AND ADVANCED TECHNOLOGY PROGRAMS

1. Amount of transfer - \$57,500 RBC #007

From: Allocation of General Revenue by Coordinating Board \$57,500

To: Advanced Research/Technology Programs for:

Specification of a structural, cognitive and behavioral model of early detection for breast & cervical cancer among women working in Texas-Mexico border twin plants implications for health policy. \$57,500

TOTAL \$57,500

Transfer funds to establish budgets for various Coordinating Board Advanced Research/Technology Program projects as awarded by competitive review.

THE UNIVERSITY OF TEXAS AT DALLAS

February 26, 1992

Dr. James P. Duncan
Executive Vice Chancellor
for Academic Affairs
The University of Texas System
1111 Colorado Street
Austin, Texas 78701

From: System Budget Office

To: Dr. Duncan:

The docket for the April 9, 1992 meeting of the Board of Regents is submitted for your recommendation and presentation to the Board.

I recommend approval.

Sincerely,



Robert H. Rutford
President

IR:lc

TABLE OF CONTENTS

| | <u>Page No.</u> |
|--|-----------------|
| Funds from Private Donors and Foundations | D- 3 |
| Substantive Catalog Changes | D- 4 |
| Business Contracts for Services | D- 5 |
| Funds Coming In Funds Going Out | |
| Trademark License Agreements | D- 6 |
| Contracts and Grants for Research, Development, Clinical and Educational Services | |
| All Others | D- 7 |
| Amendments to the 1992 Budget (including faculty and staff appointments and changes in status and transfers of funds within existing budget totals) | D- 8 |

U. T. BOARD OF REGENTS' MEETING

APRIL 9, 1992

GIFTS FROM PRIVATE DONORS AND FOUNDATIONS

The following gifts have been received and are recommended for acceptance by the U. T. Board of Regents:

| <u>Donor</u> | <u>Purpose</u> | <u>Amount</u> |
|---|--|---------------|
| Cecil H. Green 3525 Turtle Creek Boulevard Apartment 20-A Dallas, Texas 75219 | Construction of the Cecil and Ida Green Center for the Study of Science and Society | \$ 200,000.00 |
| Cecil H. Green 3525 Turtle Creek Boulevard Apartment 20-A Dallas, Texas 75219 | Construction of the Cecil and Ida Green Center for the Study of Science and Society | 100,000.00 |
| Rockwell International Corp. Kent M. Black Executive Vice President and Chief Operating Officer P.O. Box 568842 Dallas, Texas 75356-8842 | Campaign to Make History | 50,000.00 |
| Texas Instruments, Inc. Defense Systems and Electronics Group P.O. Box 660425 Dallas, Texas 75266 | Erik Jonsson School of Engineering and Computer Science | 80,427.00* |
| United Way of Metropolitan Dallas, Inc. 901 Ross Avenue Dallas, Texas 75202-1998 | Callier Center for Communication Disorders | 380,000.00 |

The following nonmonetary gifts have also been received:

| | | |
|--|---|---------------|
| Mr. Robert Gleichenhaus 7602 Vinewood San Antonio, Texas 78209 | Wineburgh Philatelic Museum Swiss Classic Stamp Collection | 53,136.09*** |
| John G. Scales (deceased) 1241 Lausanne Dallas, Texas 75208 | Geosciences Program Collection of fossils, minerals, seashells and related natural history items | 175,000.00*** |

*No letter of transmittal from the donor

***Noncash gift - other. The amount stated is the estimated value on the date of receipt by the institution.

APRIL 9, 1992

SUBSTANTIVE CATALOG CHANGES

The following listing summarizes the substantive changes proposed to the catalog of The University of Texas at Dallas. These catalog changes have been administratively approved by the appropriate Executive Vice Chancellor.

Undergraduate Catalog for 1992-93

| <u>Page Number(s)</u> | <u>Summary of Proposed Substantive Change</u> |
|-----------------------|--|
| 45-46 | Increase in General Use Fee from \$8 to \$10 per semester credit hour effective with the Fall 1992 term (per Senate Bill 887). |

Graduate Catalog for 1992-93

| <u>Page Number(s)</u> | <u>Summary of Proposed Substantive Change</u> |
|-----------------------|--|
| 30-33 | Increase in General Use Fee from \$8 to \$10 per semester credit hour effective with the Fall 1992 term (per Senate Bill 887). |

U. T. BOARD OF REGENTS' MEETING

APRIL 9, 1992

BUSINESS CONTRACTS FOR SERVICES

The following contracts have been awarded, have been administratively approved by the appropriate Executive Vice Chancellor, and are recommended for ratification by the U. T. Board of Regents:

(FUNDS GOING OUT)

Agency: Citicorp Credit Services, Inc.
Funds: \$1680 yearly rental, 1.69%
Period: October 1, 1991 through April 1, 1993
Title/Description: Credit Card Sales Processing and Terminal Rental

Agency: First City, Texas
Funds: Per contract
Period: January 28, 1992
Title/Description: Computerized cash management information and reporting system

Agency: Xerox Corporation
Funds: Per contract
Period: December 1, 1991 through December 31, 1993
Title/Description: Copy management services

APRIL 9, 1992

TRADEMARK LICENSE AGREEMENTS

The following agreement has been awarded and is recommended for approval by the U. T. Board of Regents. All product approvals are in accordance with paragraphs 10.1(C) and (D) and 11.1 of the Trademark Agreement.

| | |
|--------------|--|
| Licensee: | Artcarved/R. Johns Ltd. A Division of CJC Holdings Austin, Texas 78745 |
| Fee-Royalty: | \$0, 6% (minimum \$50/per contract year) |
| Period: | January 1, 1992 through December 31, 1994 |
| Description: | Class Rings, Class Jewelry |

U. T. BOARD OF REGENTS' MEETING

APRIL 9, 1992

CONTRACTS AND GRANTS FOR RESEARCH, DEVELOPMENT, CLINICAL
AND EDUCATIONAL SERVICES

Since the Docket for the previous meeting of the U. T. Board of Regents, the following activity has taken place with regard to Contracts and Grants for Research, Development, Clinical and Educational Services:

FUNDS COMING IN

- I. Non-Governmental, State and Local Government and Federal Government Contracts and Grants
 - a. 1992 D 27-48 Number of Initial Grant and Contract Awards
\$ \$1,804,415 Value of Awards
 - b. 1992 D 49-55 Number of Fiscal Amendments to Grant and Contract Awards (Increasing or Decreasing by \$10,000)
\$ \$532,900 Total of Increased Funding
\$ None Total of Reduced Funding

FUNDS GOING OUT

- II. Non-Governmental, State and Local Government and Federal Government Contracts and Grants
 - a. 1992 D 56 Number of Initial Grant and Contract Awards
\$ \$ 1,000 Value of Awards
 - b. 1992 D None Number of Fiscal Amendments to Grant and Contract Awards (Increasing or Decreasing by \$10,000)
\$ None Total of Increased Funding
\$ None Total of Reduced Funding

THE UNIVERSITY OF TEXAS AT DALLAS

2455

U. T. BOARD OF REGENTS' MEETING

APRIL 9, 1992

AMENDMENTS TO THE 1992 BUDGET

TRANSFER OF FUNDS

RBC

REMEDIAL EDUCATION

1. Amount of Transfer: \$306 D1

From: E&G Income State Appropriation

To: Maintenance and Operation

To increase the Educational and General Budget for Remedial Education
Maintenance and Operation

U.T. BOARD OF REGENTS' MEETING

APRIL 9, 1992

Merit Salary Increases 1992
All Faculty, Administrative and Professional Staff Members

| Budget Page No. | Budget Item No. | Department, Title and Name | 1992 Rate | 1992 Recommended Rate | Amount Increase | Percent Increase | Effective Date |
|---|-----------------------|--------------------------------------|--------------|-----------------------------|--------------------|---------------------|-------------------|
| <u>GENERAL ADMINISTRATION AND STUDENT SERVICES</u> | | | | | | | |
| ADMISSIONS | | | | | | | |
| | | Director of Admissions | | | | | |
| 018 | 001 | Samsula, Barry L. | 48,450 | 50,388 | 1,938 | 4.0% | 01/01/92 |
| <u>RESIDENT INSTRUCTION</u> | | | | | | | |
| SCHOOL OF SOCIAL SCIENCES | | | | | | | |
| | | Visiting Professor | | | | | |
| 076 | 012 | Kain, John F. | 95,000 | 103,000 | 8,000 | 8.4% | 01/16/92 |
| <u>DESIGNATED FUNDS</u> | | | | | | | |
| CONTINUING EDUCATION | | | | | | | |
| | | Program Coordinator | | | | | |
| 191 | 002 | Caldwell, Barbara | 32,054 | 33,400 | 1,346 | 4.2% | 01/01/92 |
| RECORDS AND REGISTRATION | | | | | | | |
| | | Director of Records and Registration | | | | | |
| 251 | 001 | Stuart, Jean R. | 40,800 | 45,000 | 4,200 | 10.3% | 01/01/92 |

D-9

2456

U.T. BOARD OF REGENTS' MEETING

APRIL 9, 1992

Merit Salary Increases 1992
All Faculty, Administrative and Professional Staff Members

| <u>Budget Page No.</u> | <u>Budget Item No.</u> | <u>Department, Title and Name</u> | <u>1992 Rate</u> | <u>1992 Recommended Rate</u> | <u>Amount Increase</u> | <u>Percent Increase</u> | <u>Effective Date</u> |
|---|--------------------------------|---|----------------------|--------------------------------------|----------------------------|-----------------------------|---------------------------|
| <u>CONTRACTS AND GRANTS</u> | | | | | | | |
| <u>NATURAL SCIENCES AND MATHEMATICS</u> | | | | | | | |
| 609 | 016 | Project Supervisor Harmon, Larry L. | 63,097 | 67,008 | 3,911 | 6.2% | 01/01/92 |
| 609 | 014 | Program Manager Lippincott, Charles R. | 65,388 | 72,000 | 6,612 | 10.1% | 01/01/92 |

D-10

2457

THE UNIVERSITY OF TEXAS AT EL PASO

March 3, 1992

. James P. Duncan
Executive Vice Chancellor
of Academic Affairs
of University of Texas System
1 Colorado Street
El Paso, Texas 78701


Re: System Budget Office

Dear Dr. Duncan:

The docket for the April 9, 1992 meeting of the Board of Regents is submitted for your recommendation and presentation to the Board.

I recommend approval.

Sincerely,



Diana Natalicio
President

:lda

THE UNIVERSITY OF TEXAS AT EL PASO

U. T. BOARD OF REGENTS' MEETING

APRIL 9, 1992

TABLE OF CONTENTS

| | <u>Page No.</u> |
|--|-----------------|
| Gifts from Private Donors and Foundations | EP- 3 |
| Business Contracts for Services | EP- 5 |
| Funds Coming In Funds Going Out | |
| Trademark License Agreements | EP-6 |
| Contracts and Grants for Research, Development, Clinical and Educational Services | |
| All Others | EP-7 |

THE UNIVERSITY OF TEXAS AT EL PASO

U. T. BOARD OF REGENTS' MEETING

APRIL 9, 1992

GIFTS FROM PRIVATE DONORS AND FOUNDATIONS

the following gifts have been received and are recommended for acceptance by
the U. T. Board of Regents:

| <u>Donor</u> | <u>Purpose</u> | <u>Amount</u> |
|---|---|---------------|
| Mr. and Mrs. Julian Bernat 1078 Los Jardines El Paso, Texas 79912 | The 1991 Excellence Fund For the Presidential Scholarship Program Fund | 25,000.00* |

the following non-monetary gifts have also been received:

| | | |
|--|--|-----------------------|
| Hewlett-Packard Company Attn: Mrs. Barbara D. Williams Equipment Gift Coordinator P.O. Box 10301 Palo Alto, CA 94303-0890 | Computer Equipment for the Department of Chemistry (Item #010001, 01002, 01003, 01004, 020001, 030001, 030002, 040001 and 040002 | \$ 58,640.00* .*** |
|--|--|-----------------------|

*No letter of transmittal from the donor

***Noncash gift - other. The amount stated is the estimated value on the
date of receipt by the institution.

THE UNIVERSITY OF TEXAS AT EL PASO

U. T. BOARD OF REGENTS' MEETING

APRIL 9, 1992

BUSINESS CONTRACTS FOR SERVICES

(FUNDS COMING IN)

The following contracts have been awarded, have been administratively approved by the appropriate Executive Vice Chancellor, and are recommended for ratification by the U. T. Board of Regents:

1. Agency: G.E.M. Concessions, Inc.
 Funds: As per contract, Section VII.
 Period: November 5, 1991 through May 1, 1992
 Title/Description: G.E.M. to provide for the sale of food and non-alcoholic beverages at certain University events or University-sponsored events.

(FUNDS GOING OUT)

2. Agency: Alvidrez Associates, Inc.
 Funds: \$21,500
 Period: January 17, 1992 through completion of project
 Title/Description: To provide architectural, structural, mechanical and electrical engineering services for renovation of a portion of the basement of the College of Nursing and Allied Health building to house the Occupational & Physical Therapy Programs.
3. Agency: Fischer-Cordova Partners, Inc.
 Funds: \$33,000
 Period: January 16, 1992 through completion of project
 Title/Description: To provide architectural, structural, mechanical and electrical engineering services for renovation of the Old Geology building on campus.
4. Agency: Fluid Systems, Inc.
 Funds: \$15,675
 Period: January 27, 1992 through completion of project
 Title/Description: To provide services for replacement of the HVAC system in the old portion of the Administration building on campus.
5. Agency: Sun City Analytical, Inc.
 Funds: \$7,975
 Period: December 17, 1991 through January 23, 1992
 Title/Description: To furnish plans, air monitoring, drawings and specifications tailored for asbestos abatement at the Union West Basement.

MINOR CONSTRUCTION PROJECTS, as authorized by U. T. Board of Regents' Rules and Regulations, Part Two, Chapter VIII, Section 2 (Projects previously approved by the Board of Regents and/or those for Minor Repair and Remodeling for \$300,000.00 or less.)

6. Contractor: Acme Environmental Systems
 Amount: \$48,733
 Source of Funds: Unexpended Plant Funds
 Date of Contract: January 9, 1992
 Estimated Completion Date: February 11, 1992
 Project Title: Asbestos abatement at the Union West Basement
 Brief Description: Removal of asbestos.

THE UNIVERSITY OF TEXAS AT EL PASO

U. T. BOARD OF REGENTS' MEETING

APRIL 9, 1992

TRADEMARK LICENSE AGREEMENTS

The following agreements have been awarded and are recommended for approval by the U. T. Board of Regents. All product approvals are in accordance with Paragraphs 10.1(C) and (D) and 11.1 of the Trademark Agreement.

1. Licensee: ARTCARVED/R. Johns Ltd. (A Division of CJC Holdings)
7500 South IH 35
Austin, Texas 78745
Fee-Royalty: \$0, 6%
Period: January 1, 1992 through December 31, 1994
Description: Class Rings; Class jewelry
2. Licensee: LaMODE Du Golf
13301 South Main Street
Los Angeles, California 90061
Fee-Royalty: \$100.00, 7%
Period: November 1, 1991 through December 31, 1993
Description: Embroidered Caps and Sportswear
3. Licensee: Galt Sand Company
951 32nd Avenue Southwest
Cedar Rapids, Iowa 52404
Fee-Royalty: \$0, 7%
Period: January 1, 1992 through December 31, 1994
Description: Wearing apparel, which includes Sweats, T-shirts, Tank tops/shirts, and shorts
4. Licensee: About Time Products, Inc.
8868 Research Blvd., Suite 406
Austin, Texas 78758
Fee-Royalty: \$50, 6%
Period: February 1, 1992 through December 31, 1994
Description: WATA WATCH brand watches
5. Licensee: Image Designs
900-D Hawkins Blvd., Suite 2
El Paso, Texas 79915
Fee-Royalty: \$100, 7%
Period: February 1, 1992 through December 31, 1994
Description: Embroidered and Screen printed Apparel, which includes caps and various types of sportswear
6. Licensee: Genesis Creations, Inc.
d/b/a/ Collegiate Pencil Portraits
1301 Avery Street
Parkersburg, West Virginia 26101
Fee-Royalty: \$50, 6%
Period: December 1, 1991 through December 31, 1994
Description: Portrait Lithographs

THE UNIVERSITY OF TEXAS AT EL PASO

U. T. BOARD OF REGENTS' MEETING

APRIL 9, 1992

CONTRACTS AND GRANTS FOR RESEARCH, DEVELOPMENT, CLINICAL
AND EDUCATIONAL SERVICES

Since the Docket for the previous meeting of the U. T. Board of Regents, the following activity has taken place with regard to Contracts and Grants for Research, Development, Clinical and Educational Services:

(FUNDS COMING IN)

I. Non-Governmental, State and Local Government and Federal Government
Contracts and Grants

| | | |
|----|----------------------|---|
| a. | <u>1992 EP 33-42</u> | Number of Initial Grant and Contract Awards |
| | <u>\$ 162,168.00</u> | Value of Awards |
| b. | <u>1992 EP 43-46</u> | Number of Fiscal Amendments to Grant and Contract Awards (Increasing or Decreasing by \$10,000) |
| | <u>\$ 52,711.36</u> | Total of Increased Funding |
| | <u>\$ None</u> | Total of Reduced Funding |

(FUNDS GOING OUT)

II. Non-Governmental, State and Local Government and Federal Government
Contracts and Grants

| | | |
|----|---------------------|--|
| a. | <u>1992 EP 47</u> | Number of Initial Grant and Contract Awards |
| | <u>\$ 11,000.00</u> | Value of Awards |
| b. | <u>None</u> | Number of Fiscal Amendments to Grant and Contract Awards (Increasing or Decreasing by \$10,000) |
| | <u>\$ None</u> | Total of Increased Funding |
| | <u>\$ None</u> | Total of Reduced Funding |

February 26, 1992



Dr. James P. Duncan
Executive Vice Chancellor
for Academic Affairs
The University of Texas System
601 Colorado Street
Austin, Texas 78701

Attn: System Budget Office

Dear Dr. Duncan:

The docket for the April 9, 1992, meeting of the Board of Regents is submitted for your recommendation and presentation to the Board.

I recommend approval.

Sincerely,

Miguel A. Nevarez
President

MAN:m1s

TABLE OF CONTENTS

| | <u>Page No.</u> |
|--|-----------------|
| Business Contracts for Services | PA- 3 |
| Funds Coming In | |
| Funds Going Out | |
| Construction Contracts of \$300,000 or Less | |
| Standard Affiliation Agreements | PA- 4 |
| Trademark License Agreements | PA- 5 |
| Contracts and Grants for Research, Development, Clinical and Educational Services | |
| Over \$500,000 (Funds Coming In and/or Funds Going Out) | PA- 6 |
| All Others | PA- 7 |

U. T. BOARD OF REGENTS' MEETING

APRIL 9, 1992

BUSINESS CONTRACTS FOR SERVICES

(FUNDS GOING OUT)

The following contracts have been awarded, have been administratively approved by the appropriate Executive Vice Chancellor, and are recommended for ratification by the U. T. Board of Regents:

1. Agency: Goetting and Associates
 Funds: \$48,200.00
 Period: February 17, 1992 through completion (estimated to be September 30, 1993)
 Title/Description: Implementation of Energy Conservation Retrofit Measures - Loan Star Program
2. Agency: Rike-Ogden-Figueroa-Guerra
 Funds: 7% of actual construction cost which is estimated at \$280,000.00
 Period: December 12, 1991 through completion (estimated to be September 1, 1992)
 Title/Description: Architectural and engineering design work on Engineering Start-Up Program Facilities

MINOR CONSTRUCTION PROJECTS, as authorized by U. T. Board of Regents' Rules and Regulations, Part Two, Chapter VIII, Section 2 (Projects previously approved by the Board of Regents and/or those for Minor Repair and Remodeling for \$300,000.00 or less.)

3. Contractor: Dover Elevator Company
 Amount: \$19,948.00
 Source of Funds: Institutional Project Funds
 Date of Contract: September 20, 1991
 Estimated Completion Date: June 16, 1992
 Project Title: Elevator Renovations for Handicapped Accessibility
 Brief Description: Elevator renovations for handicapped accessibility in the L.A. Building, Science Building, and L.R.C. Building
4. Contractor: Amwest Surety Insurance Company
 Amount: \$44,085.90
 Source of Funds: Institutional Project Funds
 Date of Contract: October 31, 1991
 Estimated Completion Date: June 1, 1992
 Project Title: Sprayed in Place Polyurethane Foam Roof System - Project 189
 Brief Description: Original Contractor, Vega Roofing Company, was unable to meet obligations of contract, therefore, Vega was declared to be in default and rights to proceed were terminated by the University. The Surety, Amwest, was called upon to discharge its obligations under the performance bond.

U. T. BOARD OF REGENTS' MEETING

APRIL 9, 1992

STANDARD AFFILIATION AGREEMENTS

The agreements recommended for approval by the U. T. Board of Regents are based on the model agreement adopted on April 12, 1990.

1. Facility: Valley Baptist Medical Center
Harlingen, Texas
Date: July 18, 1991
Purpose: To provide a hospital setting in communication disorders related education experiences for The University of Texas-Pan American students.

2. Facility: McAllen Independent School District
McAllen, Texas
Date: January 1, 1992
Purpose: To provide a school setting in communication disorder related education experiences for The University of Texas-Pan American students.

U. T. BOARD OF REGENTS' MEETING

APRIL 9, 1992

TRADEMARK LICENSE AGREEMENTS

The following agreements have been awarded and are recommended for approval by the U. T. Board of Regents. All product approvals are in accordance with Paragraphs 10.1(C) and (D) and 11.1 of the Trademark Agreement.

1. Licensee: Velva-Sheen Manufacturing Co.
3860 Virginia Avenue
Cincinnati, Ohio 45227
Fee-Royalty: \$100.00, 7%
Period: November 1, 1991 through December 31, 1993
Description: Wearing apparel
2. Licensee: Bill Martin Sales, Inc.
6228 Kemberly Street
Columbia, South Carolina 29209
Fee-Royalty: \$50.00, 6%
Period: January 1, 1992 through December 31, 1994
Description: Novelties, collectables, and paper products
3. Licensee: Product Centre - S.W., Inc.
d/b/a The Texas Postcard Company
801 Jupiter, Suite 204
Plano, Texas 75074
Fee-Royalty: \$50.00, 6%
Period: January 1, 1992 through December 31, 1994
Description: Post Cards and/or Greeting Cards, Glass and Ceramic Products, Collegiate-spirit Buttons and other novelties

U. T. BOARD OF REGENTS' MEETING

APRIL 9, 1992

CONTRACTS OR GRANTS OVER \$500,000

(FUNDS COMING IN)

the following contract or grant in an amount over \$500,000 has been awarded, has been administratively approved by the Executive Vice Chancellor for Academic Affairs, and is recommended for approval by the Board of Regents.

1. Grantor: U. S. Department of Education
No.: P063P16490
New funds: \$3,745,423
Current period: 9/1/91 - 8/31/92
Title/Description: Pell Grant Program

U. T. BOARD OF REGENTS' MEETING

APRIL 9, 1992

CONTRACTS AND GRANTS FOR RESEARCH, DEVELOPMENT, CLINICAL
AND EDUCATIONAL SERVICES

Since the Docket for the previous meeting of the U. T. Board of Regents, the following activity has taken place with regard to Contracts and Grants for Research, Development, Clinical and Educational Services:

FUNDS COMING IN

- I. Non-Governmental, State and Local Government and Federal Government
Contracts and Grants
- a. 1992 PA 10-15 Number of Initial Grant and Contract Awards
\$323,244.00 Value of Awards
- b. None Number of Fiscal Amendments to Grant and Contract
 Awards (Increasing or Decreasing by \$10,000)
- \$ None Total of Increased Funding
- \$ None Total of Reduced Funding

FUNDS GOING OUT

- II. Non-Governmental, State and Local Government and Federal Government
Contracts and Grants
- a. 1992 PA 16-19 Number of Initial Grant and Contract Awards
\$ 90,533.84 Value of Awards
- b. None Number of Fiscal Amendments to Grant and Contract
 Awards (Increasing or Decreasing by \$10,000)
- \$ None Total of Increased Funding
- \$ None Total of Reduced Funding

March 2, 1992

Dr. James P. Duncan
Executive Vice Chancellor
for Academic Affairs
The University of Texas System
601 Colorado Street
Austin, Texas 78701

Attn: System Budget Office

Dear Dr. Duncan:

The docket for the April 9, 1992 meeting of the Board of Regents is submitted for your recommendation and presentation to the Board.

I recommend approval.

Sincerely,

A handwritten signature in cursive script, appearing to read "Edwin R. Sharpe".

Edwin R. Sharpe
Interim President

ERS:k1

U. T. BOARD OF REGENTS' MEETING

APRIL 9, 1992

TABLE OF CONTENTS

| | <u>Page No.</u> |
|--|-----------------|
| Substantive Catalog Changes | PB- 3 |
| Sale of University-Owned Property | PB- 4 |
| Trademark License Agreements | PB- 5 |
| Amendments to the 1990 Budget (including faculty and staff appointments and changes in status and transfers of funds within existing budget totals) | PB- 6 |

U. T. BOARD OF REGENTS' MEETING

APRIL 9, 1992

SUBSTANTIVE CATALOG CHANGES

The following listing summarizes the substantive change proposed to the catalog of The University of Texas of the Permian Basin. This catalog change has been administratively approved by the appropriate Executive Vice Chancellor.

Undergraduate Catalog for 1992-93

| <u>Page Number(s)</u> | <u>Summary of Proposed Substantive Change</u> |
|-----------------------|--|
| 46 | The base tuition for nonresident and foreign students is \$162 per semester credit hour. |

U. T. BOARD OF REGENTS' MEETING

APRIL 9, 1992

SALE OF UNIVERSITY-OWNED PROPERTY

1. Item Sold: Sound Modules (4)
Amount: \$16,000
Purchaser: The Midland Independent School District
Department: Purchasing Department
Explanation: These four(4) sound modules no longer needed.

U. T. BOARD OF REGENTS' MEETING

APRIL 9, 1992

TRADEMARK LICENSE AGREEMENTS

The following agreement has been awarded and is recommended for approval by the U. T. Board of Regents. All product approvals are in accordance with Paragraphs 10.1(C) and (D) and 11.1 of the Trademark Agreement.

1. Licensee: Artcarved/R. Johns Ltd.
A division of CJC Holdings
Austin, Texas 78745
- Fee-Royalty: \$0.00, 6%
- Period: 01/01/92 - 12/31/94
- Description: The nonexclusive right and license to utilize the licensed marks in the territory solely on and in connection with the licensed products of quality.

U. T. BOARD OF REGENTS' MEETING

APRIL 9, 1992

AMENDMENTS TO THE 1992 BUDGET

| <u>Item, Department, Title, Name</u> | <u>Effective Date</u> | <u>% Time</u> | <u>Full-time Salary</u> | | <u>RBC</u> |
|---|-----------------------|---------------|-------------------------|-------------|------------|
| | | | <u>No. Mos.</u> | <u>Rate</u> | |
| <u>APPOINTMENTS, PROMOTIONS, AND SALARY INCREASES</u> | | | | | |
| GENERAL ADMINISTRATION AND STUDENT SERVICES | | | | | |
| Office of the President | | | | | |
| Interim President | | | | | |
| 1. Edwin R. Sharpe | 1/1 | 90 | 12 | 100,000 | 003 |
| Development Office | | | | | |
| Director of Development | | | | | |
| 2. Michael A. Barker | 12/9 | 100 | 12 | 48,000 | 004 |

THE UNIVERSITY OF TEXAS AT SAN ANTONIO

March 3, 1992

Dr. James P. Duncan
Executive Vice Chancellor
for Academic Affairs
The University of Texas System
601 Colorado Street
Austin, Texas 78701

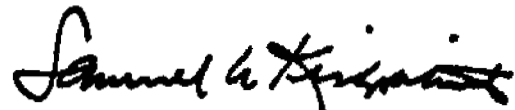
Attn: System Budget Office

Dear Dr. Duncan:

The docket for the April 9, 1992 meeting of the Board of Regents is submitted for your recommendation and presentation to the Board.

I recommend approval.

Sincerely,



Samuel A. Kirkpatrick
President

SAK:dmc

TABLE OF CONTENTS

| | <u>Page No.</u> |
|---|-----------------|
| Gifts from Private Donors and Foundations | SA- 3 |
| Substantive Catalog Changes | SA- 4 |
| Purchases by University Employees | SA- 5 |
| Business Contracts for Services | SA- 6 |
| Funds Coming In | |
| Funds Going Out | |
| Construction Contracts of \$300,000 or Less | |
| Trademark License Agreements | SA- 7 |
| Contracts and Grants for Research, Development, Clinical and Educational Services | |
| Over \$500,000 (Fund Coming In and/or Funds Going Out) | SA- 8 |
| All Others | SA- 9 |
| Amendments to the 1992 Budget | SA-10 |
| (including faculty and staff appointments and changes in status and transfers of funds within existing budget totals) | |

U. T. BOARD OF REGENTS' MEETING

APRIL 9, 1992

GIFTS FROM PRIVATE DONORS AND FOUNDATIONS

The following gift has been received and is recommended for acceptance by the U. T. Board of Regents:

| <u>Donor</u> | <u>Purpose</u> | <u>Amount</u> |
|---|--|---------------|
| 1. Mrs. Elmo J. Burke, Jr. P. O. Box 23247 San Antonio, Texas 78223 | Fulfillment of the 1991 commitment on the pledge endowing the Elmo James Burke, Jr. Chair in Building/ Development in the College of Business | \$ 49,181.00* |

*No letter of transmittal from the donor

U. T. BOARD OF REGENTS' MEETING

APRIL 9, 1992

SUBSTANTIVE CATALOG CHANGES

The following listing summarizes the substantive change proposed to the catalog of The University of Texas at San Antonio. This catalog change has been administratively approved by the Executive Vice Chancellor for Academic Affairs.

Graduate Catalog for 1991-93

| <u>Page Number(s)</u> | <u>Summary of Proposed Substantive Change</u> |
|-----------------------|--|
| 71 | A candidate for the Master's degree may apply a maximum of six semester hours of credit for upper-division (junior or senior) courses with grades of "A" or "B" to a Master's degree. Returning to the catalog statement approved for 1989-91. |

U. T. BOARD OF REGENTS' MEETING

APRIL 9, 1992

PURCHASES BY UNIVERSITY EMPLOYEES

1. Item Purchased: Property located at 209 Sir Arthur Court in San Antonio, Texas
Amount: \$196,000
Employee Name: Dr. Robert G. Horn and spouse, Sandra Horn
Department: Vice President for University Advancement
Explanation: Former presidents' residence was leased to Robert and Sandra Horn in September, 1990. This sale is in accordance with authorization granted by the Board of Regents on February 8, 1990.

U. T. BOARD OF REGENTS' MEETING

APRIL 9, 1992

BUSINESS CONTRACTS FOR SERVICES

(FUNDS GOING OUT)

The following contract has been awarded, has been administratively approved by the Executive Vice Chancellor for Academic Affairs, and is recommended for ratification by the U. T. Board of Regents:

1. Agency: Tower Life Insurance Company
Funds: \$2,910 per month
Period: December 19, 1991 through December 18, 1992
Title/Description: Lease of building space by The University of Texas at San Antonio/San Antonio Alliance for Education to meet the objectives of furthering the South Texas Initiative

U. T. BOARD OF REGENTS' MEETING

APRIL 9, 1992

TRADEMARK LICENSE AGREEMENTS

The following agreements have been awarded and are recommended for approval by the U. T. Board of Regents. All product approvals are in accordance with Paragraphs 10.1(C) and (D) and 11.1 of the Trademark Agreement.

1. Licensee: L. G. Balfour Company
Attleboro, Massachusetts 02703
Fee-Royalty: \$0, 6%
Period: January 1, 1992 through December 31, 1994
Description: Class rings
2. Licensee: Galt Sand Company
Cedar Rapids, Iowa 52404
Fee-Royalty: \$0, 7%
Period: January 1, 1992 through December 31, 1994
Description: Wearing apparel, which includes sweats, t-shirts, tank tops/shirts and shorts
3. Licensee: Trau & Loevner, Inc.
Pittsburgh, Pennsylvania 15206
Fee-Royalty: \$0, 7%
Period: January 1, 1992 through December 31, 1994
Description: Wearing apparel, which includes all types of clothing
4. Licensee: Artcarved/R. Johns Ltd.
A Division of CJC Holdings
Austin, Texas 78745
Fee-Royalty: \$0, 6%
Period: January 1, 1992 through December 31, 1994
Description: Class rings and class jewelry
5. Licensee: M V Corp., Inc.
d/b/a M V Sport
Bay Shore, New York 11706
Fee-Royalty: \$100, 7%
Period: November 1, 1991 through December 31, 1993
Description: Apparel, which includes jackets, sweatshirts, t-shirts and golf shirts, shorts, hooded sweatshirts and tank tops

U. T. BOARD OF REGENTS' MEETING

APRIL 9, 1992

CONTRACTS OR GRANTS OVER \$500,000

(FUNDS COMING IN)

The following contract or grant in an amount over \$500,000, has been awarded, has been administratively approved by the Executive Vice Chancellor for Academic Affairs, and is recommended for approval by the U. T. Board of Regents.

1. Grantor: U.S. Department of Commerce
No.: 99-26-07309-31
New Funds: \$600,900
Current Period: February 1, 1992 through January 31, 1993
Title/Description: To extend the completion date and provide additional funding for operation of the Southwest Trade Adjustment Assistance Center

U. T. BOARD OF REGENTS' MEETING

APRIL 9, 1992

CONTRACTS AND GRANTS FOR RESEARCH, DEVELOPMENT, CLINICAL AND EDUCATIONAL SERVICES

Since the Docket for the previous meeting of the U. T. Board of Regents, the following activity has taken place with regard to Contracts and Grants for Research, Development, Clinical and Educational Services:

FUNDS COMING IN

| | |
|---|---|
| I. Non-Governmental, State and Local Government and Federal Government Contracts and Grants | |
| a. <u>1992 SA 12-24</u> | Number of Initial Grant and Contract Awards |
| \$ <u>972,416</u> | Value of Awards |
| | |
| b. <u>1991 SA 25-28</u> | Number of Fiscal Amendments to Grant and Contract Awards (Increasing or Decreasing by \$10,000) |
| \$ <u>344,490</u> | Total of Increased Funding |
| \$ <u>None</u> | Total of Reduced Funding |

FUNDS GOING OUT

| | |
|--|---|
| II. Non-Governmental, State and Local Government and Federal Government Contracts and Grants | |
| a. <u>None</u> | Number of Initial Grant and Contract Awards |
| \$ <u>None</u> | Value of Awards |
| | |
| b. <u>None</u> | Number of Fiscal Amendments to Grant and Contract Awards (Increasing or Decreasing by \$10,000) |
| \$ <u>None</u> | Total of Increased Funding |
| \$ <u>None</u> | Total of Reduced Funding |

U. T. BOARD OF REGENTS' MEETING

APRIL 9, 1992

AMENDMENTS TO THE 1992 BUDGET

The term "rate" for academic institutions is the full-time nine-month base rate and for health institutions is the full-time twelve month base rate; for all other personnel it is the full-time rate, the appointee receiving a proportionate amount depending upon the fraction of time for which he is appointed and the period of his appointment. Source of funds for payment of salaries, unless otherwise shown, is the departmental salaries account.

| <u>Item, Department, Title, Name</u> | <u>Effective Date</u> | <u>% Time</u> | <u>Full-time Salary</u> | | <u>RBC</u> |
|---|-----------------------|---------------|-------------------------|-------------|------------|
| | | | <u>No. Mos.</u> | <u>Rate</u> | |
| <u>APPOINTMENTS, PROMOTIONS, AND SALARY INCREASES</u> | | | | | |
| GENERAL ADMINISTRATION AND STUDENT SERVICES | | | | | |
| Office of the Provost and Vice President for Academic Affairs | | | | | |
| 1. James F. Gaertner | | | | | 9 |
| From: Dean (College of Business) | | 100 | 12 | 86,321 | |
| To: Interim Provost and Vice President for Academic Affairs | 1/1 | 100 | 12 | 91,000 | |
| Office of the Associate Provost for Program Development | | | | | |
| 2. Leonard A. Valverde | | | | | 8 |
| From: Vice President for Academic Affairs | | 100 | 12 | 90,386 | |
| To: Associate Provost for Program Development | 1/1 | 100 | 12 | 90,386 | |
| COLLEGE OF BUSINESS | | | | | |
| Office of the Dean | | | | | |
| 3. Wayne D. Bodensteiner | | | | | 10 |
| From: Professor and Director | | 100 | 9 | 55,157 | |
| To: Acting Dean (College of Business) | 1/1 | 100 | 12 | 78,348 | |
| Management and Marketing | | | | | |
| 4. Robert H. Lengel | | | | | 11 |
| From: Associate Professor | | 100 | 9 | 49,317 | |
| To: Associate Professor and Acting Director | 1/1 | 100 | 9 | 49,317 | |
| Administrative Stipend | | S | 9 | 3,000 | |
| COLLEGE OF SOCIAL AND BEHAVIORAL SCIENCES | | | | | |
| Behavioral and Cultural Sciences | | | | | |
| 5. Woodruff D. Smith | | | | | 12 |
| From: Professor | | 100 | 9 | 45,518 | |
| To: Professor and Acting Director | 1/1 | 100 | 9 | 45,518 | |
| Administrative Stipend | | S | 9 | 3,000 | |

U. T. BOARD OF REGENTS' MEETING

APRIL 9, 1992

AMENDMENTS TO THE 1992 BUDGET
(Continued)

| <u>Item, Department, Title, Name</u> | <u>Effective Date</u> | <u>% Time</u> | <u>Full-time Salary</u> | | <u>RBC</u> |
|---|-----------------------|---------------|-------------------------|-------------|------------|
| | | | <u>No. Mos.</u> | <u>Rate</u> | |
| <u>APPOINTMENTS, PROMOTIONS, AND SALARY INCREASES</u> | | | | | |
| COLLEGE OF SOCIAL AND BEHAVIORAL SCIENCES | | | | | |
| Behavioral and Cultural Sciences | | | | | |
| 6. Raymond R. Baird | | | | | 13 |
| From: Professor and Director | | 100 | 9 | 50,975 | |
| Administrative Stipend | | 5 | 9 | 3,000 | |
| To: Professor | 1/1 | 100 | 9 | 50,975 | |

THE UNIVERSITY OF TEXAS AT SAN ANTONIO
U. T. BOARD OF REGENTS' MEETING
APRIL 9, 1992

AMENDMENTS TO THE 1992 BUDGET
(Continued)

| <u>TRANSFERS OF FUNDS</u> | <u>RBC</u> |
|---|------------------|
| ADVANCED RESEARCH AND ADVANCED TECHNOLOGY PROGRAMS | |
| 7. Amount of Transfer: \$309,022 | 14 |
| From: Allocation of General Revenue by Coordinating Board | |
| To: Advanced Research/Technology Programs for: | |
| Proposal No. 010115-006 | \$184,041 |
| Brenda Claiborne | |
| Development of the Computational | |
| Capability of Cortical Neurons | |
| Proposal No. 010115-005 | 74,892 |
| Ming-Ying Leung | |
| Urn Models and Computational | |
| Algorithms for Bio-Molecular | |
| Sequence Analysis | |
| Proposal No. 010115-024 | <u>50,089</u> |
| Patrick Nash | |
| Optimal Irradiation of In-Vitro | |
| Rat Hippo Campal Fetal Neurons | |
| Implanted with Recording Micro | |
| Electrodes | |
| TOTAL | <u>\$309,022</u> |

Transfer funds to establish budgets for various Coordinating Board
Advanced Research/Technology Program projects as awarded by
competitive review.

THE UNIVERSITY OF TEXAS AT TYLER

March 2, 1992

Dr. James P. Duncan
Executive Vice Chancellor
for Academic Affairs
The University of Texas System
601 Colorado Street
Austin, Texas 78701

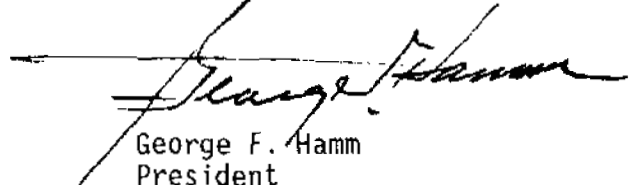
Attn: Office of Budget and Fiscal Policy

Dear Dr. Duncan:

The docket for the April 9, 1992, meeting of the Board of Regents is submitted for your recommendation and presentation to the Board.

I recommend approval.

Sincerely,



George F. Hamm
President

GFH:mw

THE UNIVERSITY OF TEXAS AT TYLER
U. T. BOARD OF REGENTS' MEETING
APRIL 9, 1992

TABLE OF CONTENTS

| | <u>Page No.</u> |
|---|-----------------|
| Substantive Catalog Changes. | TA- 3 |
| Business Contracts for Services | TA- 4 |
| Construction Contracts of \$300,000 or Less | |
| Trademark License Agreements | TA- 5 |
| Contracts and Grants for Research, Development, Clinical and Educational Services. | TA- 6 |

THE UNIVERSITY OF TEXAS AT TYLER

U. T. BOARD OF REGENTS' MEETING

APRIL 9, 1992

SUBSTANTIVE CATALOG CHANGES

The following listing summarizes the substantive changes proposed to the catalog of The University of Texas at Tyler. These catalog changes have been administratively approved by the Executive Vice Chancellor for Academic Affairs.

Undergraduate Catalog for 1992-94

| <u>Page Number(s)</u> | <u>Summary of Proposed Substantive Change</u> |
|-----------------------|--|
| 21 | Amounts should be changed to reflect an increase in base tuition rate for nonresident and foreign students to \$162 per semester hour for the 1992-93 academic year. |

U. T. BOARD OF REGENTS' MEETING

APRIL 9, 1992

BUSINESS CONTRACTS FOR SERVICES

MINOR CONSTRUCTION PROJECTS, as authorized by U. T. Board of Regents' Rules and Regulations, Part Two, Chapter VIII, Section 2 (Projects previously approved by the Board of Regents and/or those for Minor Repair and Remodeling for \$300,000.00 or less.)

1. Contractor: Electrical Enterprises, Inc.
 Amount: \$757.68
 Source of Funds: Permanent University Funds
 Date of Contract: December 6, 1991
 Estimated Completion Date: February 29, 1992
 Project Title: 13.5 KV Electrical Loop
 Brief Description: Change Order #1 to original contract dated October 7, 1991.
2. Contractor: Electrical Enterprises, Inc.
 Amount: \$1,795.00
 Source of Funds: Permanent University Funds
 Date of Contract: January 2, 1992
 Estimated Completion Date: March 5, 1992
 Project Title: 13.5 KV Electrical Loop
 Brief Description: Change Order #2 to original contract dated October 7, 1991.
3. Contractor: Hart General Contractors
 Amount: \$131,397.00
 Source of Funds: Permanent University Funds
 Date of Contract: December 12, 1991
 Estimated Completion Date: July 18, 1992
 Project Title: Skylight Remodeling for University Center
 Brief Description: Renovation of University Center skylight
4. Contractor: Hart General Contractors
 Amount: \$45,302.00
 Source of Funds: Permanent University Funds
 Date of Contract: January 10, 1992
 Estimated Completion Date: May 22, 1992
 Project Title: New Signage and Stair Renovation
 Brief Description: Addition of 3 signs to campus and renovation of University Center stairs

THE UNIVERSITY OF TEXAS AT TYLER

U. T. BOARD OF REGENTS' MEETING

APRIL 9, 1992

TRADEMARK LICENSE AGREEMENTS

The following agreements have been awarded and are recommended for approval by the U. T. Board of Regents. All product approvals are in accordance with Paragraphs 10.1(C) and (D) and 11.1 of the Trademark Agreement.

1. Licensee: Artcarved/R. Johns, Ltd.
Austin, Texas 78745
Fee-Royalty: 6% of gross sales price; minimum royalty of \$50.00 during each contract year
Period: January 1, 1992, through December 31, 1994
Description: Class jewelry
2. Licensee: Genesis Creations, Inc., d/b/a Collegiate Pencil Portraits
Parkersburg, WV 26101
Fee-Royalty: \$50, 6% of gross sales price; minimum royalty of \$50.00 during each contract year
Period: December 1, 1991, through December 31, 1994
Description: Portrait lithographs

THE UNIVERSITY OF TEXAS AT TYLER

U. T. BOARD OF REGENTS' MEETING

APRIL 9, 1992

CONTRACTS AND GRANTS FOR RESEARCH, DEVELOPMENT, CLINICAL
AND EDUCATIONAL SERVICES

Since the Docket for the previous meeting of the U. T. Board of Regents, the following activity has taken place with regard to Contracts and Grants for Research, Development, Clinical and Educational Services:

FUNDS COMING IN

- I. Non-Governmental, State and Local Government, and Federal Government Contracts and Grants
- a. 1992 TA-4-6 Number of Initial Grant and Contract Awards
 \$ 10,000 Value of Awards
- b. None Number of Fiscal Amendments to Grant and Contract
 Awards (Increasing or Decreasing by \$10,000)
 \$ _____ Total of Increased Funding
 \$ _____ Total of Reduced Funding

FUNDS GOING OUT

- II. Non-Governmental, State and Local Government, and Federal Government Contracts and Grants
- a. 1992 TA-7 Number of Initial Grant and Contract Awards
 \$ 125,000 Value of Awards
- b. None Number of Fiscal Amendments to Grant and Contract
 Awards (Increasing or Decreasing by \$10,000)
 \$ None Total of Increased Funding
 \$ None Total of Reduced Funding

February 28, 1992

Dr. Charles B. Mullins
Executive Vice Chancellor
for Health Affairs
The University of Texas System
601 Colorado Street
Austin, TX 78701


Attn: System Budget Office

Dear Dr. Mullins:

The docket for the April 9, 1992 meeting of the Board of Regents is submitted for your recommendation and presentation to the Board.

I recommend approval.

Sincerely,



Kern Wildenthal, M.D., Ph.D.
President

KW:pm

THE UNIVERSITY OF TEXAS SOUTHWESTERN MEDICAL CENTER AT DALLAS

U. T. BOARD OF REGENTS' MEETING

APRIL 9, 1992

TABLE OF CONTENTS

| | <u>Page No.</u> |
|--|-----------------|
| Gifts from Private Donors and Foundations | HD- 3 |
| Business Contracts for Services | HD- 5 |
| Funds Coming In | |
| Funds Going Out | |
| Construction Contracts of \$300,000 or Less | |
| Standard Affiliation Agreements | HD- 6 |
| Trademark License Agreements | HD- 7 |
| Contracts and Grants for Research, Development, Clinical and Educational Services | |
| Over \$500,000 (Fund Coming In and/or Funds Going Out) | HD- 8 |
| Foreign (Fund Coming In and/or Funds Going Out) | HD- 9 |
| All Others | HD-10 |
| Endowed Chairs and Named Professorships (Non-Initial, Non-Budgeted Appointments) | HD-11 |
| Amendments to the 1992 Budget (including faculty and staff appointments and changes in status and transfers of funds within existing budget totals) | HD-12 |

THE UNIVERSITY OF TEXAS SOUTHWESTERN MEDICAL CENTER AT DALLAS

U. T. BOARD OF REGENTS' MEETING

APRIL 9, 1992

GIFTS FROM PRIVATE DONORS AND FOUNDATIONS

The following gifts have been received and are recommended for acceptance by the U. T. Board of Regents:

| <u>Donor</u> | <u>Purpose</u> | <u>Amount</u> |
|--|---|-----------------|
| 1. Anonymous Donor | Endowment Challenge Campaign. Payment on pledge of \$25,000,000 | \$ 2,000,000.00 |
| 2. Anonymous Donor | Molecular Cardiology research. Second payment on pledge | \$ 300,000.00 |
| 3. Anonymous Donor | Ophthalmology research | \$ 64,922.00 |
| 4. Anonymous Donor | Research in molecular transport. First payment on pledge of \$150,000 | \$ 75,000.00 |
| 5. Anonymous Donor | Dr. Cavanagh's ophthalmology research project. First payment on pledge of \$480,000 | \$ 360,000.00 |
| 6. Anonymous Donor | Support for Dr. Frenkel's Tamoxifen program | \$ 100,000.00 |
| 7. Children's Medical Fdn. 2777 Stemmons, Suite 1233 Dallas, TX 75207-2214 | Pediatric research programs | \$ 119,220.00 |
| 8. Communities Foundation of Texas 4605 Live Oak Dallas, TX 75204 | Support for Pharmacology Chair fund | \$ 275,000.00 |
| 9. Susan G. Komen Fdn. 5005 LBJ Freeway Suite 730, LB 74 Dallas, TX 75244 | Breast cancer research | \$ 30,000.00 |
| 10. Burton J. Lee, III, M.D. Physician to the President The White House Washington, DC 20500 | Support the Julie Gould Fellow in the Simmons Cancer Center under Dr. John Minna | \$ 40,000.00 |
| 11. Eli Lilly and Company Lilly Corporate Center Indianapolis, IN 46285 | Support for the Pediatric Infectious Disease Seminar in Washington, D.C. | \$ 50,000.00 |
| 12. NCNB Texas Trustees of Harry S. Moss Heart Trust 901 Main Street Dallas, TX 75283-0241 | Heart research | \$ 200,000.00 |

THE UNIVERSITY OF TEXAS SOUTHWESTERN MEDICAL CENTER AT DALLAS

U. T. BOARD OF REGENTS' MEETING

APRIL 9, 1992

GIFTS FROM PRIVATE DONORS AND FOUNDATIONS

The following gifts have been received and are recommended for acceptance by the U. T. Board of Regents:

| <u>Donor</u> | <u>Purpose</u> | <u>Amount</u> |
|---|---|-----------------|
| 13. The Perot Foundation 1700 Lakeside Square 12377 Merit Drive Dallas, TX 75251 | Programs 1 and 2 of the Perot Family Gift | \$ 325,000.00 |
| 14. Presbyterian Hospital of Dallas 8200 Walnut Hill Lane Dallas, TX 75231 | Arthritis research | \$ 47,560.75* |
| 15. Harold Simmons Foundation Three Lincoln Centre 5430 LBJ Freeway, Ste. 1700 Dallas, TX 75240-2697 | Distinguished Chairs at Cancer Center. Payment on pledge of \$2,000,000 | \$ 300,000.00 |
| 16. Harold Simmons Foundation Three Lincoln Centre 5430 LBJ Freeway, Ste. 1700 Dallas, TX 75240-2697 | Funding for the Simmons Biomedical Research Building. Final payment on pledge of \$5,000,000 | \$ 2,500,000.00 |
| 17. Southwestern Medical Fdn. 6303 Forest Park Suite 1000 Dallas, TX 75235 | Pediatric research | \$ 32,680.00 |
| 18. Southwestern Medical Fdn. 6303 Forest Park Suite 1000 Dallas, TX 75235 | Support for Dr. Greenlee's research project on stroke | \$ 35,250.00 |
| 19. Southwestern Medical Fdn. 6303 Forest Park Suite 1000 Dallas, TX 75235 | Schizophrenia research | \$ 50,000.00 |
| 20. Southwestern Medical Fdn. 6303 Forest Park Suite 1000 Dallas, TX 75235 | Semi-annual payment on grant for 1992-93 academic year | \$ 462,500.00 |
| 21. Sweetheart Ball Carol H. Poston, Chmn. 5103 Brookview Dallas, TX 75220 | Proceeds to support the Gail Griffiths Hill Chair in Cardiology | \$ 47,000.00* |
| 22. Zale Foundation 3102 Maple Avenue Suite 160 Dallas, TX 75201 | Abe (Brunky) Morris and William Zale Distinguished Chair. Third payment on pledge of \$1,000,000 | \$ 250,000.00 |

*No letter of transmittal from donor

THE UNIVERSITY OF TEXAS SOUTHWESTERN MEDICAL CENTER AT DALLAS

U. T. BOARD OF REGENTS' MEETING

APRIL 9, 1992

BUSINESS CONTRACTS FOR SERVICES

(FUNDS GOING OUT)

The following contracts have been awarded, have been administratively approved by the appropriate Executive Vice Chancellor, and are recommended for ratification by the U. T. Board of Regents:

1. Agency: Collin County Commissioner's Court
 Funds: \$1,200
 Period: January 1, 1992 through December 31, 1992
 Title/Description: Lease of space in the Collin County Medical Examiner's Building for recovering tissue for transplants from cadavers for use by the Transplant Services Center
2. Agency: Gehrung Associates, Inc.
 Funds: \$36,000
 Period: December 1, 1991 through November 30, 1992
 Title/Description: Counseling services for UT Southwestern administrative officials and faculty on media communications
3. Agency: Warren Lee & Associates
 Funds: \$10,000
 Period: January 6, 1992 through March 31, 1992
 Title/Description: Company will conduct a review of the effectiveness and efficiency of services in Human Resources as it affects minority recruitment and retention

MINOR CONSTRUCTION PROJECTS, as authorized by U. T. Board of Regents' Rules and Regulations, Part Two, Chapter VIII, Section 2 (Projects previously approved by the Board of Regents and/or those for Minor Repair and Remodeling for \$300,000.00 or less.)

1. Contractor: Leo Blahuta Company
 Amount: \$28,156
 Source of Funds: Microbiology M&O
 Date of Contract: January 21, 1992
 Estimated Completion Date: Undesignated
 Project Title: Alterations to L4.148 Lab for Dr. Baer (Casework Subcontract)
 Brief Description: Provide and install lab casework and tops
2. Contractor: Holzem, Inc. DBA Holzem Construction
 Amount: \$21,350
 Source of Funds: Special Equipment funds
 Date of Contract: January 24, 1992
 Estimated Completion Date: March 24, 1992
 Project Title: Installation of Rolling Service Doors for ARC at K1.7 Loading Dock
 Brief Description: Provide and install roll-up door at K Building loading dock

THE UNIVERSITY OF TEXAS SOUTHWESTERN MEDICAL CENTER AT DALLAS

U. T. BOARD OF REGENTS' MEETING

APRIL 9, 1992

STANDARD AFFILIATION AGREEMENTS

agreements recommended for approval by the U. T. Board of Regents are based on model agreement adopted on April 12, 1990.

Facility: Angelo Community Hospital
San Angelo, Texas
Date: July 2, 1991
Purpose: Provide experiences in an acute care facility for UT Southwestern health care students

Facility: HCA Medical Center of Plano
Plano, Texas
Date: May 23, 1991
Purpose: Provide acute care experiences to health care students

Facility: The Institute for Rehabilitation and Research
Houston, Texas
Date: May 23, 1991
Purpose: Provide educational experiences at a rehabilitation center for UT Southwestern Allied Health students

Facility: Warm Springs Rehabilitation Hospital, Inc.
San Antonio, Texas
Date: May 20, 1991
Purpose: Provide educational experiences in a rehabilitation hospital for students

THE UNIVERSITY OF TEXAS SOUTHWESTERN MEDICAL CENTER AT DALLAS

U. T. BOARD OF REGENTS' MEETING

APRIL 9, 1992

TRADEMARK LICENSE AGREEMENTS

following agreement has been awarded and is recommended for approval by the U. T. Board of Regents. All product approvals are in accordance with Paragraphs (C) and (D) and 11.1 of the Trademark Agreement.

| | |
|--------------|---|
| Licensee: | Artcarved/R. Johns Ltd. (A Division of CJC Holdings) Austin, Texas 78745 |
| Fee-Royalty: | 6% of gross sales |
| Period: | January 1, 1992 through December 31, 1994 |
| Description: | Class rings and class jewelry |

THE UNIVERSITY OF TEXAS SOUTHWESTERN MEDICAL CENTER AT DALLAS

U. T. BOARD OF REGENTS' MEETING

APRIL 9, 1992

CONTRACTS OR GRANTS OVER \$500,000

(FUNDS COMING IN)

following contracts or grants in any amount over \$500,000 have been awarded, been administratively approved by the appropriate Executive Vice Chancellor, are recommended for approval by the U. T. Board of Regents:

Grantor: Children's Medical Center of Dallas
 No.: None
 New Funds: \$1,589,090
 Current Period: September 1, 1991 through August 31, 1992
 Title/Description: For professional services rendered to CMCD by UT Southwestern

Grantor: Parkland Memorial Hospital
 No.: None
 New Funds: \$18,330,543
 Current Period: October 1, 1991 through September 30, 1992
 Title/Description: To provide professional services for patient care at Parkland

Grantor: Texas Department of Human Services
 No.: 051-01-P-00, Amendment 13
 New Funds: \$2,334,582
 Current Period: January 1, 1992 through August 31, 1992
 Title/Description: Extension of the Family Planning Contract for provision of clinical care and services

Grantor: Department of Health and Human Services
 National Cancer Institute
 No.: 2 P01 CA44016-04A2
 New Funds: \$595,804
 Current Period: December 20, 1991 through November 30, 1992
 Title/Description: Immunoglobulin Variable Region Genes and Proteins

Grantor: Department of Health and Human Services
 National Institute of Child Health and Human Development
 No.: 5 P50 HD11149-15
 New Funds: \$968,839
 Current Period: January 1, 1992 through December 31, 1992
 Title/Description: Initiation of Human Labor: Prevention of Prematurity

Grantor: Department of Health and Human Services
 National Heart, Lung, and Blood Institute
 No.: 5 P50 HL17669-18
 New Funds: \$1,653,893
 Current Period: January 1, 1992 through December 31, 1992
 Title/Description: SCOR in Coronary and Vascular Diseases

Grantor: Department of Health and Human Services
 National Center for Research Resources
 No.: 5 M01 RR00633-20
 New Funds: \$2,202,128
 Current Period: January 31, 1992 through November 30, 1992
 Title/Description: General Clinical Research Center

THE UNIVERSITY OF TEXAS SOUTHWESTERN MEDICAL CENTER AT DALLAS

U. T. BOARD OF REGENTS' MEETING

APRIL 9, 1992

FOREIGN CONTRACTS AND GRANTS FOR RESEARCH,
DEVELOPMENT AND EDUCATIONAL SERVICES

(FUNDS COMING IN)

following items have been awarded and are recommended for approval by the
U. T. Board of Regents:

Country: Canada
Business/Entity: Roberts Research Institute
No.: None
New Funds: \$1,756.67 (2 checks)
Current Period: December 17, 1991
Title/Description: North American Cooperative Study of Symptomatic Carotid
Endarterectomy

Country: Germany
Business/Entity: Hoechst AG
No.: None
New Funds: \$17,741.94
Current Period: December 30, 1991
Title/Description: Drug Effects on LDL Metabolism

THE UNIVERSITY OF TEXAS SOUTHWESTERN MEDICAL CENTER AT DALLAS

U. T. BOARD OF REGENTS' MEETING

APRIL 9, 1992

CONTRACTS AND GRANTS FOR RESEARCH, DEVELOPMENT, CLINICAL
AND EDUCATIONAL SERVICES

See the Docket for the previous meeting of the U.T. Board of Regents, the following activity has taken place with regard to Contracts and Grants for Research, Development, Clinical and Educational Services:

FUNDS COMING IN

Non-Governmental, State and Local Government and Federal Government
Contracts and Grants

| | |
|---------------------------|---|
| a. <u>1992 HD 224-386</u> | Number of Initial Grant and Contract Awards |
| <u>\$ 8,875,388.54</u> | Value of Awards |
| b. <u>1992 HD 387-395</u> | Number of Fiscal Amendments to Grant and Contract Awards (Increasing or Decreasing by \$10,000) |
| <u>\$ 744,621.70</u> | Total of Increased Funding |
| <u>\$ 123,156</u> | Total of Reduced Funding |

FUNDS GOING OUT

Non-Governmental, State and Local Government and Federal Government
Contracts and Grants

| | |
|---------------------------|---|
| a. <u>1992 HD 396-413</u> | Number of Initial Grant and Contract Awards |
| <u>\$ 929,424</u> | Value of Awards |
| b. <u>NONE</u> | Number of Fiscal Amendments to Grant and Contract Awards (Increasing or Decreasing by \$10,000) |
| <u>NONE</u> | Total of Increased Funding |
| <u>NONE</u> | Total of Reduced Funding |

THE UNIVERSITY OF TEXAS SOUTHWESTERN MEDICAL CENTER AT DALLAS

U. T. BOARD OF REGENTS' MEETING

APRIL 9, 1992

AMENDMENTS TO THE 1992 BUDGET

term "rate" for academic institutions is the full-time nine-month base rate and for health institutions is the full-time twelve month base rate; for all other personnel it is the full-time rate, the appointee receiving a proportionate amount depending upon the fraction of time for which he is appointed and the period of his appointment. Source of funds for payment of salaries, unless otherwise shown, is the departmental salaries account.

AMENDMENTS TO NAMED PROFESSORSHIPS, ENDOWED FELLOWSHIPS, ENDOWED PROFESSORSHIPS, AND ENDOWED CHAIRS - 1992 BUDGET

Amendments were approved through Agenda or Docket action at prior meetings of the Board of Regents, as follows:

| <u>Professor or Chair and Department or School</u> | <u>Rate</u> | <u>Chair or Professorship Appointment</u> | <u>Effective Date</u> |
|--|-------------|---|---------------------------|
| SOUTHWESTERN MEDICAL SCHOOL | | | |
| Microbiology | | | |
| Mary Nell and Ralph Rogers Professorship in Immunology and Professor of Microbiology | | | |
| 1. James M. Forman (Tenure) (RBC 8) | 108,000 | 108,000 | 9/1 |
| Source of Funds: | | | |
| \$ 67,400 - State | | | |
| 30,300 - NIH Grants | | | |
| 10,300 - American Cancer Society | | | |
| <u>\$108,000</u> - Total Compensation | | | |

THE UNIVERSITY OF TEXAS SOUTHWESTERN MEDICAL CENTER AT DALLAS

U. T. BOARD OF REGENTS' MEETING

APRIL 9, 1992

AMENDMENTS TO THE 1992 BUDGET
(Continued)

| Item, Department, Title, Name | Effective Date | % Time | Full-time Salary | | RBC |
|---|----------------|--------|------------------|---------|-----|
| | | | No. Mos. | Rate | |
| <u>ADJUSTMENTS, PROMOTIONS, AND SALARY CHANGES</u> | | | | | |
| SOUTHWESTERN MEDICAL SCHOOL | | | | | |
| Family Practice and Community Medicine | | | | | |
| 2. Marion R. Zetzman | | | | | 9 |
| From: | | | | | |
| Professor and Vice Chairman of Family Practice and Community Medicine, Chairman, Division of Community Medicine, and Pro- fessor of Obstetrics and Gynecology (Tenure) | | 100 | 12 | 108,800 | |
| To: | | | | | |
| Professor and Vice Chairman of Family Practice and Community Medicine, Chairman, Division of Community Medicine, and Professor of Obstetrics and Gynecology (Tenure) | 11/1 | 100 | 12 | 128,800 | |
| Source of Funds: | | | | | |
| \$108,800 - State | | | | | |
| 20,000 - University of Texas System | | | | | |
| <u>\$128,800</u> - Total Compensation | | | | | |

THE UNIVERSITY OF TEXAS MEDICAL BRANCH AT GALVESTON

February 17, 1992

Charles B. Mullins, M.D.
Executive Vice Chancellor
for Health Affairs
University of Texas System
1 Colorado Street
Galveston, Texas 77550

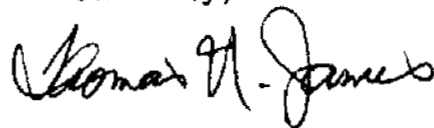
From: System Budget Office

Re: Dr. Mullins:

The docket for the April 9, 1992 meeting of the Board of Regents is submitted for your recommendation and presentation to the Board.

I recommend approval.

Sincerely,



Thomas N. James, M.D.
President

J:vd

THE UNIVERSITY OF TEXAS MEDICAL BRANCH AT GALVESTON

U. T. BOARD OF REGENTS' MEETING

APRIL 9, 1992

TABLE OF CONTENTS

| | <u>Page No.</u> |
|--|-----------------|
| from Private Donors and Foundations | G- 3 |
| ess Contracts for Services. | G- 4 |
| ds Coming In ds Going Out struction Contracts of \$300,000 through \$600,000 | |
| ard Affiliation Agreements | G- 6 |
| mark License Agreements | G- 7 |
| acts and Grants for Research, Development, Clinical Educational Services | |
| All Others | G- 8 |
| gments to the 1992 Budget | G- 9 |
| cluding faculty and staff appointments and nges in status and transfers of funds within sting budget totals) | |

THE UNIVERSITY OF TEXAS MEDICAL BRANCH AT GALVESTON

U. T. BOARD OF REGENTS' MEETING

APRIL 9, 1992

GIFTS FROM PRIVATE DONORS AND FOUNDATIONS

Following gifts have been received and are recommended for acceptance by the Board of Regents:

| <u>Donor</u> | <u>Purpose</u> | <u>Amount</u> |
|--|---|----------------|
| Mmie Halley Smith Trust Fund P. O. Box 830241 Dallas, TX 75283-0241 | Research | \$ 122,202.06 |
| The Sealy & Smith Foundation for the John Sealy Hospital 300 University Boulevard Suite 1006 Galveston, TX 77550 | Payment against a \$500,000 grant to continue support of a work/scholarship program leading to a BSN degree from the UTMB School of Nursing | \$ 250,000.00* |
| The Sealy & Smith Foundation for the John Sealy Hospital 300 University Boulevard Suite 1006 Galveston, TX 77550 | For the acquisition and implementation of a new computer system for the John Sealy Hospital | \$ 875,000.00* |
| Peter K. Thompson, M.D. 1550 Fannin Houston, TX 77054 | Payment against a \$250,000 pledge to establish "The James E. Thompson Molecular Laboratory for Surgical Research" | \$ 50,005.20 |

Letter of transmittal from the donor

THE UNIVERSITY OF TEXAS MEDICAL BRANCH AT GALVESTON

U. T. BOARD OF REGENTS' MEETING

APRIL 9, 1992

BUSINESS CONTRACTS FOR SERVICES

(FUNDS COMING IN)

Following contracts have been awarded, have been administratively approved by the appropriate Executive Vice Chancellor, and are recommended for ratification by the U. T. Board of Regents:

Agency: Joe S. Lopez
 Funds: \$4,233.60 per year
 Period: February 1, 1992 through January 31, 1994
 Title/Description: Lease of 392 square feet of space in the
 the John Sealy Hospital for the operation
 of a barber shop

(FUNDS GOING OUT)

Agency: Marriott Management Services Corp.
 Funds: \$1,283,304
 Period: January 13, 1992 through January 12, 1995
 Title/Description: For Marriott Management Services to provide
 professional management services for UTMB's
 housekeeping operations

Agency: St. John Hospital
 Funds: \$37,109.40 per year
 Period: August 1, 1991 through July 31, 1992
 Title/Description: Lease of 2,435 square feet of space to
 support UTMB's Center for Clinical Studies

Agency: The Sealy & Smith Foundation
 for the John Sealy Hospital
 Funds: \$60,000.00 per year
 Period: September 11, 1989 through September 10, 1999
 Title/Description: Extension of the space lease agreement for
 the operation of the R. Waverley Smith
 Pavilion and the Jennie Sealy Hospital

REPAIR CONSTRUCTION PROJECTS, as authorized by U. T. Board of Regents' Rules and Regulations, Part Two, Chapter VIII, Section 5 (Projects previously approved by Board of Regents and/or those for Minor Repair and Remodeling for \$300,000 through \$600,000.)

Contractor: Holliday Builders, Inc.
 Amount: \$581,173
 Source of Funds: Institutional Plant Funds
 Date of Contract: October 14, 1991
 Estimated Completion Date: March 1, 1992
 Project Title: Core Laboratories
 Brief Description: Partially remodel the 2nd floor
 of the Child Health Center

THE UNIVERSITY OF TEXAS MEDICAL BRANCH AT GALVESTON

U. T. BOARD OF REGENTS' MEETING

APRIL 9, 1992

MINOR CONSTRUCTION PROJECTS
(Continued)

| | |
|----------------------------|--------------------------------|
| Contractor: | Holliday Builders, Inc. |
| Amount: | \$403,070 |
| Source of Funds: | Institutional Plant Funds |
| Date of Contract: | November 18, 1991 |
| Estimated Completion Date: | December 1, 1991 |
| Project Title: | P-3 Lab Basic Science Building |
| Brief Description: | Renovation |

THE UNIVERSITY OF TEXAS MEDICAL BRANCH AT GALVESTON

U. T. BOARD OF REGENTS' MEETING

APRIL 9, 1992

STANDARD AFFILIATION AGREEMENTS

Agreements recommended for approval by the U. T. Board of Regents are based on a model agreement adopted on April 12, 1990.

| | |
|-----------|---|
| Facility: | Baylor College of Medicine Houston, Texas |
| Date: | January 17, 1992 |
| Purpose: | To provide a UTMB Department of Neurology resident with certain educational opportunities |
| Facility: | The Central Texas Medical Foundation Austin, Texas |
| Date: | October 25, 1991 |
| Purpose: | To provide UTMB junior medical students from the School of Medicine with certain educational opportunities in family medicine |
| Facility: | Plastic Surgery Associates, P.A. Miami, Florida |
| Date: | January 17, 1992 |
| Purpose: | To provide one UTMB Plastic Surgery resident with certain educational opportunities |
| Facility: | The University of Texas Health Science Center Houston, Texas |
| Date: | January 27, 1992 |
| Purpose: | To provide four Psychiatry residents with certain educational opportunities |

THE UNIVERSITY OF TEXAS MEDICAL BRANCH AT GALVESTON

U. T. BOARD OF REGENTS' MEETING

APRIL 9, 1992

TRADEMARK LICENSE AGREEMENTS

Following agreement has been awarded and is recommended for approval by the Board of Regents. All product approvals are in accordance with Paragraphs (C) and (D) and 11.1 of the Trademark Agreement.

| | |
|--------------|---|
| Licensee: | Artcarved/R. Johns, Ltd. (A Division of CJC Holdings) |
| Fee-Royalty: | 6% of the gross sales price of all licensed products |
| Period: | January 1, 1992 through December 31, 1994 |
| Description: | Class rings |

THE UNIVERSITY OF TEXAS MEDICAL BRANCH AT GALVESTON

U. T. BOARD OF REGENTS' MEETING

APRIL 9, 1992

CONTRACTS AND GRANTS FOR RESEARCH, DEVELOPMENT, CLINICAL
AND EDUCATIONAL SERVICES

the Docket for the previous meeting of the U. T. Board of Regents, the following activity has taken place with regard to Contracts and Grants for Research, Development, Clinical and Educational Services:

FUNDS COMING IN

Non-Governmental, State and Local Government and Federal Government
Contracts and Grants

| | | |
|----|------------------------|---|
| a. | <u>1992 G 121-170</u> | Number of Initial Grant and Contract Awards |
| | <u>\$ 2,083,326.25</u> | Value of Awards |
| b. | <u>1992 G 171-204</u> | Number of Fiscal Amendments to Grant and Contract Awards (Increasing or Decreasing by \$10,000) |
| | <u>\$ 2,901,162.25</u> | Total of Increased Funding |
| | <u>\$ None</u> | Total of Reduced Funding |

FUNDS GOING OUT

Non-Governmental, State and Local Government and Federal Government
Contracts and Grants

| | | |
|----|-----------------------|---|
| a. | <u>1992 G 205-209</u> | Number of Initial Grant and Contract Awards |
| | <u>\$ 539,013.00</u> | Value of Awards |
| b. | <u>None</u> | Number of Fiscal Amendments to Grant and Contract Awards (Increasing or Decreasing by \$10,000) |
| | <u>\$ None</u> | Total of Increased Funding |
| | <u>\$ None</u> | Total of Reduced Funding |

THE UNIVERSITY OF TEXAS MEDICAL BRANCH AT GALVESTON

U. T. BOARD OF REGENTS' MEETING

APRIL 9, 1992

AMENDMENTS TO THE 1992 BUDGET

Term "rate" for academic institutions is the full-time nine-month base rate; for health institutions is the full-time twelve month base rate; for all personnel it is the full-time rate, the appointee receiving a proportionate amount depending upon the fraction of time for which he is appointed and the length of his appointment. Source of funds for payment of salaries, unless otherwise shown, is the departmental salaries account.

| Department, Title, Name | Effective Date | % Time | Full-time Salary | | RBC |
|---|----------------|--------|------------------|---------|-----|
| | | | No. Mos. | Rate | |
| <u>AMENDMENTS, PROMOTIONS, AND SALARY INCREASES</u> | | | | | |
| SCHOOL OF MEDICINE | | | | | |
| Pediatrics | | | | | |
| 1. Mary Ann Bakos | | | | | 16 |
| From: Instructor | | 100 | 12 | 31,620 | |
| To: Assistant Professor of Pediatrics (Non-Tenure Research) | 12/1 | 100 | 12 | 39,620 | |
| Source of Funds: | | | | | |
| \$ 1,211 - MSRDP Grant | | | | | |
| 38,409 - DHHS Grant | | | | | |
| <u>\$39,620 - Total Salary</u> | | | | | |
| Pediatrics and Obstetrics | | | | | |
| and Gynecology (OB-GYN) | | | | | |
| 2. Carol J. Richardson | | | | | 7 |
| From: Professor (Tenure) | | 100 | 12 | 141,900 | |
| To: Professor (Tenure) | 9/1 | 100 | 12 | 144,738 | |
| Source of Funds: | | | | | |
| \$ 31,518 - State | | | | | |
| 113,220 - MSRDP Grant | | | | | |
| <u>\$144,738 - Total Salary</u> | | | | | |

THE UNIVERSITY OF TEXAS MEDICAL BRANCH AT GALVESTON

U. T. BOARD OF REGENTS' MEETING

APRIL 9, 1992

AMENDMENTS TO THE 1992 BUDGET
(Continued)

| <u>Department, Title, Name</u> | <u>Effective Date</u> | <u>% Time</u> | <u>Full-time Salary</u> | | <u>RBC</u> |
|--|-----------------------|---------------|-------------------------|-------------|------------|
| | | | <u>No. Mos.</u> | <u>Rate</u> | |
| SCHOOL OF MEDICINE | | | | | |
| Radiology and Pediatrics | | | | | |
| 3. Leonard E. Swischuk | | | | | 15 |
| From: Professor (Tenure) | | 100 | 12 | 214,167 | |
| To: Chairman Ad-Interim (Tenure), Radiology; Professor (Tenure), Pediatrics | 12/1 | 100 | 12 | 225,000 | |
| Source of Funds: | | | | | |
| \$102,000 - State | | | | | |
| 22,574 - MSRDP Grant | | | | | |
| <u>\$124,574 - Total Salary</u> | | | | | |
| 100,426 - MSRDP Fund | | | | | |
| <u>\$225,000 - Total Compensation</u> | | | | | |
| SCHOOL OF MEDICINE; | | | | | |
| UNIVERSITY HOSPITALS | | | | | |
| Pediatrics and Preventive Medicine | | | | | |
| and Community Health (PM&CH); | | | | | |
| Clinical Research Center | | | | | |
| 4. John N. Isenberg | | | | | 6 |
| From: Professor (Tenure) Pediatrics and PM&CH; Associate Director, Clinical Research Center | | 100 | 12 | 108,120 | |
| To: Professor (Tenure) Pediatrics and PM&CH; Associate Director, Clinical Research Center | 11/1 | 100 | 12 | 110,000 | |
| Source of Funds: | | | | | |
| \$ 61,200 - State | | | | | |
| 6,572 - MSRDP Grant | | | | | |
| 32,436 - DHHS Grant | | | | | |
| 9,792 - Cystic Fibrosis Foundation | | | | | |
| <u>\$110,000 - Total Salary</u> | | | | | |

THE UNIVERSITY OF TEXAS MEDICAL BRANCH AT GALVESTON

U. T. BOARD OF REGENTS' MEETING

APRIL 9, 1992

AMENDMENTS TO THE 1992 BUDGET
(Continued)

| <u>Department, Title, Name</u> | <u>Effective Date</u> | <u>% Time</u> | <u>Full-time Salary</u> | | <u>RBC</u> |
|---|-----------------------|---------------|-------------------------|-------------|------------|
| | | | <u>No. Mos.</u> | <u>Rate</u> | |
| COLLEGE OF ALLIED HEALTH SCIENCES; COLLEGE OF MEDICINE Core Curriculum; Physiology and Biophysics 5. Salah Ayachi | | | | | 11 |
| From: Associate Professor and Chairman (Tenure), Core Curriculum; Adjunct Assistant Professor (Non-Tenure), Physiology and Biophysics | | 100 | 12 | 47,651 | |
| To: Associate Professor (Tenure), Core Curriculum; Adjunct Assistant Professor (Non-Tenure), Physiology and Biophysics | 10/1 | 100 | 12 | 47,651 | |
| COLLEGE OF ALLIED HEALTH SCIENCES; COLLEGE OF MEDICINE; GRADUATE SCHOOL; EDUCATIONAL CANCER CENTER Office of the Dean of Allied Health Sciences and Core Curriculum; Preventive Medicine and Community Health (PM&CH); Graduate School; Educational Cancer Center 6. Billy V. Phillips, Jr. | | | | | 12 |
| From: Associate Dean of Allied Health Sciences, Office of the Dean of Allied Health Sciences; Faculty Associate, Core Curriculum; Professor (Tenure), PM&CH and Educational Cancer Center; Professor, Graduate School | | 100 | 12 | 79,400 | |
| To: Dean Ad-Interim, Office of the Dean of Allied Health Sciences; Faculty Associate, Core Curriculum; Professor (Tenure), PM&CH and Educational Cancer Center; Professor, Graduate School | 11/1 | 100 | 12 | 84,400 | |

THE UNIVERSITY OF TEXAS MEDICAL BRANCH AT GALVESTON

U. T. BOARD OF REGENTS' MEETING

APRIL 9, 1992

AMENDMENTS TO THE 1992 BUDGET
(Continued)

| <u>Department, Title, Name</u> | <u>Effective Date</u> | <u>% Time</u> | <u>Full-time Salary</u> | | <u>RBC</u> |
|--|-----------------------|---------------|-------------------------|-------------|------------|
| | | | <u>No. Mos.</u> | <u>Rate</u> | |
| RESEARCH ENHANCEMENT; DEPARTMENT OF MEDICINE Office of the Vice President for Research; Department of Biological Chemistry and Genetics (HBC&G) Director, John Sealy Molecular Sciences Center, Office of the Vice President for Research; Professor (Tenure), HBC&G 7. Samuel H. Wilson | 11/1 | 100 | 12 | 140,000 | 13 |

Source of Funds:

\$140,000 - Sealy Memorial Endowment Fund\$140,000 - Total Salary

THE UNIVERSITY OF TEXAS MEDICAL BRANCH AT GALVESTON

U. T. BOARD OF REGENTS' MEETING

APRIL 9, 1992

AMENDMENTS TO THE 1992 BUDGET
(Continued)

| <u>DESCRIPTION OF FUNDS</u> | <u>RBC</u> |
|---|------------|
| UNIVERSITY HOSPITALS | |
| 1. Amount of Transfer: \$255,969 | 17 |
| From: Unallocated Appropriations - University Hospitals | |
| To: Medical House Staff Non-Teaching Salaries | |
| To provide funds for 3% salary increases | |



Ph.D.

P O. Box 20036
Houston, Texas 77225
(713) 792-4975

March 3, 1992

les B. Mullins
e Vice Chancellor
th Affairs
ersity of Texas System
rado Street
exas 78701

stem Budget Office

Mullins:

e docket for the April 9, 1992 meeting of the Board of Regents is submitted for
ommendation and presentation to the Board.

ecommend approval.

Sincerely,

A handwritten signature in cursive script that reads "David".

M. David Low, M.D., Ph.D.
President

THE UNIVERSITY OF TEXAS HEALTH SCIENCE CENTER AT HOUSTON

U. T. BOARD OF REGENTS' MEETING

APRIL 9, 1992

TABLE OF CONTENTS

| | <u>Page No.</u> |
|---|-----------------|
| ess Contracts for Services | HH- 3 |
| ds Coming In ds Going Out struction Contracts of \$300,000 or Less | |
| ard Affiliation Agreements | HH- 5 |
| mark License Agreements | HH- 6 |
| it License Agreements | HH- 7 |
| acts and Grants for Research, Development, Clinical Educational Services | |
| Over \$500,000 (Funds Coming In) | HH- 8 |
| Foreign (Funds Coming In) | HH- 9 |
| All Others | HH-10 |
| gments to the 1992 Budget ncluding faculty and staff appointments and anges in status, transfers of funds within isting budget totals and merit increase list) | HH-11 |
| r Fiscal Items | HH-14 |

THE UNIVERSITY OF TEXAS HEALTH SCIENCE CENTER AT HOUSTON

U. T. BOARD OF REGENTS' MEETING

APRIL 9, 1992

BUSINESS CONTRACTS FOR SERVICES

(FUNDS COMING IN)

Following contracts have been awarded, have been administratively approved by the appropriate Executive Vice Chancellor, and are recommended for approval by the U. T. Board of Regents:

Agency: Marriott Management Services Corporation
 Funds: Minimum annual revenue of \$50,000
 Period: September 1, 1991 through August 31, 1992
 Title/Description: To provide and manage cash food services for The University of Texas Health Science Center at Houston

Agency: South Texas Medical Clinics, P.A.
 Funds: According to fee schedule
 Period: December 1, 1991 through November 30, 1992
 Title/Description: To provide gastroenterology services to South Texas Medical Clinics, P.A.

(FUNDS GOING OUT)

Agency: Sam H. Hawkins
 D/B/A Plaza Del Oro Business Center
 Funds: \$2,200.00 per month
 Period: January 1, 1992 through December 31, 1992
 Title/Description: To provide 4,920 square feet of office space and training conference rooms for staff development for Harris County Psychiatric Center

Agency: Prairie View A&M University
 Funds: \$2,716.00 per month
 Period: December 1, 1991 through November 30, 1992
 Title/Description: To lease 2,716 square feet of office space in the Prairie View A&M Building to provide offices for faculty of the Developmental Clinic for Pediatrics

OR CONSTRUCTION PROJECTS, as authorized by U. T. Board of Regents' Rules and Regulations, Part Two, Chapter VIII, Section 2 (Projects previously approved by the Board of Regents and/or those for Minor Repair and Remodeling of \$300,000.00 or less.)

Contractor: Allied Interiors Incorporated
 Amount: \$9,277.00
 Source of Funds: Service Department Funds
 Date of Contract: December 2, 1991
 Estimated Completion Date: December 27, 1991
 Project Title: Operations Center Building
 Brief Description: Install raised computer floor on the second floor in the computer room

THE UNIVERSITY OF TEXAS HEALTH SCIENCE CENTER AT HOUSTON

U. T. BOARD OF REGENTS' MEETING

APRIL 9, 1992

MINOR CONSTRUCTION PROJECTS
(Continued)

| | |
|----------------------------|---|
| Contractor: | Graco Mechanical Inc. |
| Amount: | \$55,042.00 |
| Source of Funds: | Service Department Funds |
| Date of Contract: | January 26, 1992 |
| Estimated Completion Date: | March 16, 1992 |
| Project Title: | Operations Center Building |
| Brief Description: | Install ductwork |
| | |
| Contractor: | Pavers Plus |
| Amount: | \$6,670.00 |
| Source of Funds: | Auxiliary Enterprise Funds |
| Date of Contract: | January 8, 1992 |
| Estimated Completion Date: | January 31, 1992 |
| Project Title: | U. T. Housing Facility |
| Brief Description: | Furnish and install pavers for walkways with concrete toe curb |

THE UNIVERSITY OF TEXAS HEALTH SCIENCE CENTER AT HOUSTON

U. T. BOARD OF REGENTS' MEETING

APRIL 9, 1992

STANDARD AFFILIATION AGREEMENTS

The agreements recommended for approval by the U. T. Board of Regents are based on the model agreement adopted on April 12, 1990.

1. Facility: Brownsville Community Health Center
Brownsville, Texas
Date: January 9, 1992
Purpose: Health Care Educational Experience Program
established primarily for the benefit of students
in the Dental School
2. Facility: First Medical Faculty, Charles University
Prague, Czechoslovakia
Date: June 7, 1991
Purpose: Promote and provide the development of academic,
scientific, clinical, and cultural educational
experiences for students and faculty of both
institutions
3. Facility: Gunma University
Maebashi, Japan
Date: November 27, 1991
Purpose: Health Care Educational Experience Program
established primarily for the benefit of students
at The University of Texas Health Science Center
at Houston
4. Facility: Houston Child Guidance Center
Houston, Texas
Date: January 2, 1992
Purpose: Health Care Educational Experience Program
established primarily for the benefit of students
in the Medical School

THE UNIVERSITY OF TEXAS HEALTH SCIENCE CENTER AT HOUSTON

U. T. BOARD OF REGENTS' MEETING

APRIL 9, 1992

TRADEMARK LICENSE AGREEMENTS

The following agreement has been awarded and is recommended for approval by the U. T. Board of Regents. All product approvals are in accordance with Paragraphs 10.1(C) and (D) and 11.1 of the Trademark Agreement.

1. Licensee: Artcarved/R. Johns Ltd.
(A division of CJC Holdings)
Austin, Texas 78745
- Fee-Royalty: 6% of gross sales price of all licensed products
sold and a minimum royalty of \$50.00 during each
contract year of the term
- Period: January 1, 1992 through December 31, 1994
- Description: To use The University of Texas Health Science
Center at Houston seal and logo on class rings and
jewelry

THE UNIVERSITY OF TEXAS HEALTH SCIENCE CENTER AT HOUSTON

U. T. BOARD OF REGENTS' MEETING

APRIL 9, 1992

PATENT LICENSE AGREEMENTS

The following agreement has been awarded and is recommended for approval by the U. T. Board of Regents:

1. Licensee: Nellcor, Inc.
Hayward, California 94545
- Fee-Royalty: A nonrefundable license documentation fee of \$455,000; a royalty amount of \$.22 or 4% of net sales amount, whichever value is greater for each sale of a licensed product; and \$75,000 per year, for a minimum of 3 years, to fund a sponsored research agreement with the principal investigator. With respect to sublicenses, the fee-royalty is 1/2 of any consideration received by Licensee from any Sublicensee that is not running royalty for sales and \$.22 or 4% of net sales as running royalty for each sale by a Sublicensee.
- Period: December 9, 1991 through December 8, 2006
- Description: To allow Nellcor, Inc. to manufacture, use or sell any device incorporating colorimetric carbon dioxide detection, including but not limited to the specific patent entitled, "Device for the Determination of Proper Endotracheal Tube Placement"

THE UNIVERSITY OF TEXAS HEALTH SCIENCE CENTER AT HOUSTON

U. T. BOARD OF REGENTS' MEETING

APRIL 9, 1992

CONTRACTS OR GRANTS OVER \$500,000

(FUNDS COMING IN)

The following contract or grant in an amount over \$500,000, has been awarded, has been administratively approved by the appropriate Executive Vice Chancellor, and is recommended for approval by the U. T. Board of Regents.

1. Grantor: Department of Health and Human Services
National Institute of Child Health and Human
Development
No.: 5 P01 HD13021-13 ENG
New Funds: \$841,101
Current Period: December 1, 1991 through November 30, 1992
Title/Description: Role of Human Milk in Infant Nutrition and Health

THE UNIVERSITY OF TEXAS HEALTH SCIENCE CENTER AT HOUSTON

U. T. BOARD OF REGENTS' MEETING

APRIL 9, 1992

FOREIGN CONTRACTS AND GRANTS FOR RESEARCH,
DEVELOPMENT AND EDUCATIONAL SERVICES

(FUNDS COMING IN)

The following item has been awarded and is recommended for approval by the U.T. Board of Regents:

1. Country: Australia
Business/Entity: Meat Research Corporation
No.: M.169
New Funds: \$12,240.00
Current Period: January 12, 1991 through March 31, 1992
Title/Description: Tenderness Screening Trials - Ultrasound Elastography

THE UNIVERSITY OF TEXAS HEALTH SCIENCE CENTER AT HOUSTON

U. T. BOARD OF REGENTS' MEETING

APRIL 9, 1992

CONTRACTS AND GRANTS FOR RESEARCH, DEVELOPMENT, CLINICAL
AND EDUCATIONAL SERVICES

Since the Docket for the previous meeting of the U. T. Board of Regents, the following activity has taken place with regard to Contracts and Grants for Research, Development, Clinical and Educational Services:

FUNDS COMING IN

- I. Non-Governmental, State and Local Government and Federal Government
Contracts and Grants
- | | | |
|----|------------------------|---|
| a. | <u>1992 HH 84-166</u> | Number of Initial Grant and Contract Awards |
| | <u>\$7,198,904.94</u> | Value of Awards |
| b. | <u>1992 HH 167-182</u> | Number of Fiscal Amendments to Grant and Contract Awards (Increasing or Decreasing by \$10,000) |
| | <u>\$ 862,261.00</u> | Total of Increased Funding |
| | <u>\$ None</u> | Total of Reduced Funding |

FUNDS GOING OUT

- II. Non-Governmental, State and Local Government and Federal Government
Contracts and Grants
- | | | |
|----|------------------------|---|
| a. | <u>1992 HH 183-192</u> | Number of Initial Grant and Contract Awards |
| | <u>\$ 434,072.00</u> | Value of Awards |
| b. | <u>None</u> | Number of Fiscal Amendments to Grant and Contract Awards (Increasing or Decreasing by \$10,000) |
| | <u>\$ None</u> | Total of Increased Funding |
| | <u>\$ None</u> | Total of Reduced Funding |

THE UNIVERSITY OF TEXAS HEALTH SCIENCE CENTER AT HOUSTON

U. T. BOARD OF REGENTS' MEETING

APRIL 9, 1992

AMENDMENTS TO THE 1992 BUDGET

The term "rate" for academic institutions is the full-time nine-month base rate and for health institutions is the full-time twelve month base rate; for all other personnel it is the full-time rate, the appointee receiving a proportionate amount depending upon the fraction of time for which he is appointed and the period of his appointment. Source of funds for payment of salaries, unless otherwise shown, is the departmental salaries account.

| <u>Item, Department, Title, Name</u> | <u>Effective Date</u> | <u>% Time</u> | <u>Full-time Salary</u> | | <u>RBC</u> |
|--|-----------------------|---------------|-------------------------|-------------|------------|
| | | | <u>No. Mos.</u> | <u>Rate</u> | |
| <u>APPOINTMENTS, PROMOTIONS, AND SALARY INCREASES</u> | | | | | |
| HOUSTON HEALTH SCIENCE CENTER | | | | | |
| Office of Research Services | | | | | |
| 1. Karen M. Womack | | | | | 023 |
| From: Administrative Assistant I | | 100 | 12 | 27,336 | |
| To: Director, Research Services | 11/1 | 100 | 12 | 33,000 | |
| HOUSTON GRADUATE SCHOOL OF BIOMEDICAL SCIENCES | | | | | |
| Instruction | | | | | |
| Sensory Sciences Center | | | | | |
| 2. Robert E. Marc | | | | | 026 |
| From: Professor (Tenure) and the Robert Greer Professorship in the Biomedical Sciences | | 100 | 12 | 76,888 | |
| To: Professor (Tenure) and the Robert Greer Professorship in the Biomedical Sciences | 12/1 | 100 | 12 | 84,088 | |
| Source of Funds: | | | | | |
| \$ 76,888 - State | | | | | |
| 7,200 - Grant Funds | | | | | |
| <u>\$ 84,088 - Total Salary</u> | | | | | |

THE UNIVERSITY OF TEXAS HEALTH SCIENCE CENTER AT HOUSTON

U. T. BOARD OF REGENTS' MEETING

APRIL 9, 1992

AMENDMENTS TO THE 1992 BUDGET
(Continued)

| <u>Item, Department, Title, Name</u> | <u>Effective Date</u> | <u>% Time</u> | <u>Full-time Salary</u> | | <u>RBC</u> |
|---|-----------------------|---------------|-------------------------|-------------|------------|
| | | | <u>No. Mos.</u> | <u>Rate</u> | |
| <u>APPOINTMENTS, PROMOTIONS, AND SALARY INCREASES</u> | | | | | |
| PUBLIC HEALTH SCHOOL | | | | | |
| Instruction | | | | | |
| San Antonio Program | | | | | |
| 3. Alfonso H. Holguin | | | | | 027 |
| From: Professor (Tenure) | | 100 | 12 | 74,869 | |
| To: Professor (Tenure) and Assistant Dean for the San Antonio Satellite MPH Program | 12/1 | 100 | 12 | 89,842 | |
| Source of Funds: | | | | | |
| \$ 74,569 - State | | | | | |
| 15,273 - Grant Funds | | | | | |
| <u>\$ 89,842 - Total Salary</u> | | | | | |
| DESIGNATED FUNDS | | | | | |
| Houston Medical School | | | | | |
| Anesthesiology | | | | | |
| 4. Alan S. Tonnessen | | | | | 029 |
| From: Professor (Tenure) | | 100 | 12 | 196,000 | |
| To: Professor (Tenure) and Interim Chairman | 9/1 | 100 | 12 | 218,000 | |
| Source of Funds: | | | | | |
| \$145,420 - MSRDP Grant | | | | | |
| 72,580 - MSRDP Augmentation | | | | | |
| <u>\$218,000 - Total Compensation</u> | | | | | |

THE UNIVERSITY OF TEXAS HEALTH SCIENCE CENTER AT HOUSTON
 Merit Salary Increases 1992
 All Faculty, Administrative and Professional Staff Members

HH-13

| Budget Page No. | Budget Item No. | Department Name Employee Title Employee Name | 1992 Rate | | | 1992 Recommended Rate | | | | | RBC Number | Effective Date |
|-----------------|-----------------|--|-------------------|-------------------|-------------------------|-----------------------|-------------------|-------------------------|---------------------|----------------------|------------|----------------|
| | | | Total Salary Rate | Augmen- tation | Total Compen- sation | Total Salary Rate | Augmen- tation | Total Compen- sation | Amount Increases | Percent Increases | | |
| | | | \$ | \$ | \$ | \$ | \$ | \$ | \$ | | | |
| 129 | 2 | Microbiology and Molecular Genetics Professor Spudich, John L. | 83,640 | | 83,640 | 91,640 | | 91,640 | 8,200 | 9.80% | 024 | 11/1/91 |
| 129 | 3 | Associate Professor Winkler, Malcolm E. | 68,340 | | 68,340 | 71,690 | | 71,690 | 3,350 | 4.90% | 025 | 11/1/91 |
| 131 | 2 | Neurobiology and Anatomy Professor Crow, Terry J. | 76,806 | | 76,806 | 79,110 | | 79,110 | 2,304 | 3.00% | 032 | 12/1/91 |
| 202 | 15 | Psychiatry and Behavioral Sciences Associate Professor Loveland, Katherine A. | 44,272 | | 44,272 | 51,000 | | 51,000 | 6,728 | 15.20% | 030 | 12/1/91 |
| 229 | 1 | Family Practice and Community Medicine Associate Professor and Interim Chairman Harsel, Nancy K. | 101,554 | | 101,554 | 104,724 | | 104,724 | 3,170 | 3.12% | 028 | 12/1/91 |
| 121 | 3 | Office of the Dean - Academic Affairs Associate Dean for Admissions Gunn, Albert E. | 143,733 | | 143,733 | 144,612 | | 144,612 | 879 | | 031 | 10/1/91 |
| | | | <u>518,345</u> | | <u>518,345</u> | <u>542,976</u> | | <u>542,976</u> | <u>24,631</u> | | | |

2532

THE UNIVERSITY OF TEXAS HEALTH SCIENCE CENTER AT HOUSTON

U. T. BOARD OF REGENTS' MEETING

APRIL 9, 1992

OTHER FISCAL ITEMS

HARRIS COUNTY PSYCHIATRIC CENTER

The following change in medical staff status was recommended by the Medical Staff Executive Committee of the Harris County Psychiatric Center on February 4, 1992.

| <u>Physician Name</u> | <u>From</u> | <u>To</u> |
|-----------------------|--------------|----------------|
| Alan Swann | Active Staff | Courtesy Staff |

The following provisional appointment to the medical staff was recommended by the Medical Staff Executive Committee of the Harris County Psychiatric Center on February 4, 1992, for the period covering September 1, 1991 through August 31, 1992.

| <u>Physician Name</u> | <u>Status</u> | <u>Category</u> | <u>Privileges</u> |
|-----------------------|---------------|-----------------|-------------------|
| Michelle S. Barratt | Affiliate | -- | -- |

THE UNIVERSITY OF TEXAS HEALTH SCIENCE CENTER AT SAN ANTONIO

March 3, 1992

Dr. Charles B. Mullins
Executive Vice Chancellor
for Health Affairs
The University of Texas System
601 Colorado Street
Austin, Texas 78701

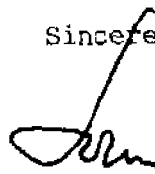
Attn: System Budget Office

Dear Dr. ^{Charles}~~Mullins~~:

The docket for the April 9, 1992 meeting of the Board of Regents is submitted for your recommendation and presentation to the Board.

I recommend approval.

Sincerely,



John P. Howe, III, M.D.
President

JPH:gb

THE UNIVERSITY OF TEXAS HEALTH SCIENCE CENTER AT SAN ANTONIO

U. T. BOARD OF REGENTS' MEETING

APRIL 9, 1992

TABLE OF CONTENTS

| | <u>Page No.</u> |
|--|-----------------|
| Gifts from Private Donors and Foundations | HS- 3 |
| Sale of University-Owned Property | HS- 4 |
| Business Contracts for Services | HS- 5 |
| Trademark License Agreements. | HS- 6 |
| Patent License Agreements. | HS- 7 |
| Contracts and Grants for Research, Development, Clinical and Educational Services | |
| Over \$500,000 (Fund Coming In and/or Funds Going Out). | HS- 8 |
| Foreign (Fund Coming In and/or Funds Going Out). | HS- 9 |
| All Others. | HS-10 |
| Amendments to the 1992 Budget (including faculty and staff appointments and changes in status and transfers of funds within existing budget totals) | HS-11 |

THE UNIVERSITY OF TEXAS HEALTH SCIENCE CENTER AT SAN ANTONIO

U. T. BOARD OF REGENTS' MEETING

APRIL 9, 1992

GIFTS FROM PRIVATE DONORS AND FOUNDATIONS

The following gift has been received and is recommended for acceptance by the U. T. Board of Regents:

| <u>Donor</u> | <u>Purpose</u> | <u>Amount</u> |
|--------------|---|---------------|
| .. Anonymous | Alzheimer's research being conducted in the Division of Neurology | \$100,000.00 |

THE UNIVERSITY OF TEXAS HEALTH SCIENCE CENTER AT SAN ANTONIO

U. T. BOARD OF REGENTS' MEETING

APRIL 9, 1992

SALE OF UNIVERSITY-OWNED PROPERTY

. Item Sold: Dental Ritter Panoral Panoramic 1984 Model
X-ray machine
Amount: \$4,250
Purchaser: Mauricio Marchushamer, D.D.S., Resident
Department: UTHSCSA Dental School
Explanation: Surplus equipment

THE UNIVERSITY OF TEXAS HEALTH SCIENCE CENTER AT SAN ANTONIO

U. T. BOARD OF REGENTS' MEETING

APRIL 9, 1992

BUSINESS CONTRACTS FOR SERVICES

(FUNDS COMING IN)

The following contract has been awarded, has been administratively approved by the appropriate Executive Vice Chancellor, and is recommended for ratification by the U. T. Board of Regents:

.. Agency: Bank One, Texas
Funds: Compensation varies on monthly transactions
as specified in contract
Period: January 8, 1992 through August 31, 1996
Title/Description: Bank One, Texas agrees to furnish automatic
teller machine on campus

THE UNIVERSITY OF TEXAS HEALTH SCIENCE CENTER AT SAN ANTONIO

U. T. BOARD OF REGENTS' MEETING

APRIL 9, 1992

TRADEMARK LICENSE AGREEMENTS

The following agreement has been awarded and is recommended for approval by the U. T. Board of Regents. All product approvals are in accordance with Paragraphs 10.1(C) and (D) and 11.1 of the Trademark Agreement.

1. Licensee: Artcarved/R. Johns Ltd.
(A Division of CJC Holdings)
Austin, Texas 78745
- Fee-Royalty: \$0, 6%
- Period: January 1, 1992 through December 31, 1994
- Description: Use of university seal on class rings and class jewelry

THE UNIVERSITY OF TEXAS HEALTH SCIENCE CENTER AT SAN ANTONIO

U. T. BOARD OF REGENTS' MEETING

APRIL 9, 1992

PATENT LICENSE AGREEMENTS

The following agreement has been awarded and is recommended for approval by the U. T. Board of Regents:

| | |
|--------------|---|
| 1. Licensee: | Associated Universities, Inc. Upton, New York 11973 |
| Fee-Royalty: | None |
| Period: | January 14, 1992 through January 13, 1995 or through the life of the patent which ever is longer |
| Description: | Exclusive license for joint patent venture - Cloning and Expression of Borrelia Lipoproteins |

THE UNIVERSITY OF TEXAS HEALTH SCIENCE CENTER AT SAN ANTONIO

U. T. BOARD OF REGENTS' MEETING

APRIL 9, 1992

CONTRACTS OR GRANTS OVER \$500,000

(FUNDS COMING IN)

The following contracts or grants in an amount over \$500,000, have been awarded, have been administratively approved by the appropriate Executive Vice Chancellor, and are recommended for approval by the U. T. Board of Regents.

1. Grantor: Memorial Medical Center
No.: None
New Funds: \$948,163
Current Period: September 1, 1991 through August 31, 1992
Title/Description: Salary Reimbursement Agreement - Corpus Christi
Family Practice Residency Program

2. Grantor: National Institute of Dental Research
No.: 5 P01 DE08569-04
New Funds: \$650,273
Current Period: January 1, 1992 through December 31, 1992
Title/Description: Modulators of Bone Cell Function in Oral Disease

THE UNIVERSITY OF TEXAS HEALTH SCIENCE CENTER AT SAN ANTONIO

U. T. BOARD OF REGENTS' MEETING

APRIL 9, 1992

FOREIGN CONTRACTS AND GRANTS FOR RESEARCH,
DEVELOPMENT AND EDUCATIONAL SERVICES

(FUNDS COMING IN)

The following items have been awarded and are recommended for approval by the J. T. Board of Regents:

1. Country: Japan
Business/Entity: Tsumara and Company
No.: None
New Funds: \$10,000
Current Period: January 1, 1992 through December 31, 1992
Title/Description: Training for the Study of Neuroendocrine Effect of Kampo Medicine

2. Country: Canada
Business/Entity: University of Montreal
No.: None
New Funds: \$78,000
Current Period: November 1, 1991 through October 31, 1994
Title/Description: Acquired Reading and Writing Disturbances in Brain-damaged Adults: Neurological, Cognitive, and Cultural Aspects

THE UNIVERSITY OF TEXAS HEALTH SCIENCE CENTER AT SAN ANTONIO

U. T. BOARD OF REGENTS' MEETING

APRIL 9, 1992

CONTRACTS AND GRANTS FOR RESEARCH, DEVELOPMENT, CLINICAL
AND EDUCATIONAL SERVICES

Since the Docket for the previous meeting of the U. T. Board of Regents, the following activity has taken place with regard to Contracts and Grants for Research, Development, Clinical and Educational Services:

FUNDS COMING IN

- I. Non-Governmental, State and Local Government and Federal Government Contracts and Grants
- | | | |
|----|------------------------|---|
| a. | <u>1992 HS 78-156</u> | Number of Initial Grant and Contract Awards |
| | <u>\$ 7,722,980.50</u> | Value of Awards |
| b. | <u>1992 HS 157-161</u> | Number of Fiscal Amendments to Grant and Contract Awards (Increasing or Decreasing by \$10,000) |
| | <u>\$ 506,331.00</u> | Total of Increased Funding |
| | <u>\$ None</u> | Total of Reduced Funding |

FUNDS GOING OUT

- II. Non-Governmental, State and Local Government and Federal Government Contracts and Grants
- | | | |
|----|------------------------|---|
| a. | <u>1992 HS 162-166</u> | Number of Initial Grant and Contract Awards |
| | <u>\$ 81,939.71</u> | Value of Awards |
| b. | <u>None</u> | Number of Fiscal Amendments to Grant and Contract Awards (Increasing or Decreasing by \$10,000) |
| | <u>\$ None</u> | Total of Increased Funding |
| | <u>\$ None</u> | Total of Reduced Funding |

THE UNIVERSITY OF TEXAS HEALTH SCIENCE CENTER AT SAN ANTONIO

U. T. BOARD OF REGENTS' MEETING

APRIL 9, 1992

AMENDMENTS TO THE 1992 BUDGET

The term "rate" for academic institutions is the full-time nine-month base rate and for health institutions is the full-time twelve month base rate; for all other personnel it is the full-time rate, the appointee receiving a proportionate amount depending upon the fraction of time for which he is appointed and the period of his appointment. Source of funds for payment of salaries, unless otherwise shown, is the departmental salaries account.

| Item, Department, Title, Name | Effective Date | % Time | Full-time Salary | | RBC |
|--|----------------|--------|------------------|---------|-----|
| | | | No. Mos. | Rate | |
| <u>APPOINTMENTS, PROMOTIONS, AND SALARY INCREASES</u> | | | | | |
| MEDICAL SCHOOL | | | | | |
| Office of the Dean | | | | | |
| 1. Sylvia Longoria | | | | | 5 |
| From: Assistant Center Director, Area Health Education Center | | 100 | 12 | 45,900 | |
| To: Center Director, Area Health Education Center | 2/1 | 100 | 12 | 50,490 | |
| Family Practice | | | | | |
| 2. Robert D. Frey | | | | | 8 |
| From: Assistant Professor of Family Practice (Non-tenured clinical appointment) | | 100 | 12 | 69,360 | |
| To: Assistant Professor of Family Practice (Non-tenured clinical appointment) and Director of Programs | 12/1 | 100 | 12 | 100,000 | |
| Source of Funds: | | | | | |
| \$100,000 - Corpus Christi Memorial Medical Center Grant | | | | | |
| Obstetrics and Gynecology | | | | | |
| 3. Arnon Samueloff | | | | | 4 |
| From: Visiting Assistant Professor | | 100 | 12 | 10,200 | |
| To: Visiting Assistant Professor | 12/1 | 100 | 12 | 36,000 | |
| Microbiology | | | | | |
| 4. Vojo Deretic | | | | | 7 |
| From: Assistant Professor (Non-tenure) | | 100 | 12 | 48,576 | |
| To: Associate Professor (Tenure) | 1/1 | 100 | 12 | 54,891 | |

THE UNIVERSITY OF TEXAS HEALTH SCIENCE CENTER AT SAN ANTONIO

U. T. BOARD OF REGENTS' MEETING

APRIL 9, 1992

AMENDMENTS TO THE 1992 BUDGET
(continued)

| <u>Item, Department, Title, Name</u> | <u>Effective Date</u> | <u>% Time</u> | <u>Full-time Salary</u> | | <u>RBC</u> |
|---|-----------------------|---------------|-------------------------|-------------|------------|
| | | | <u>No. Mos.</u> | <u>Rate</u> | |
| <u>APPOINTMENTS, PROMOTIONS, AND SALARY INCREASES</u> | | | | | |
| NURSING SCHOOL | | | | | |
| 5. Mary L. Heye | | | | | 9 |
| From: Assistant Professor | | 100 | 9 | 29,418 | |
| To: Assistant Professor | 1/1 | 100 | 9 | 34,418 | |

THE UNIVERSITY OF TEXAS HEALTH SCIENCE CENTER AT SAN ANTONIO

U. T. BOARD OF REGENTS' MEETING

APRIL 9, 1992

AMENDMENTS TO THE 1992 BUDGET
(Continued)TRANSFERS OF FUNDSRBC

GENERAL INSTITUTIONAL EXPENSE

9. Amount of Transfer: \$54,920 10

From: General Institutional Salaries

To: EEO/AA Office Salaries, Professional - \$27,300
 EEO/AA Office Salaries, Classified - \$16,620
 EEO/AA Office Maintenance & Operation - \$5,000
 EEO/AA Office Computing Services - \$3,000
 EEO/AA Office Travel - \$3,000

To establish the Equal Employment Opportunity and Affirmative Action
 Office at the Health Science Center.

DENTAL SERVICE DEPARTMENT - OUTPATIENT CLINIC-DENTAL IMPLANT

10. Amount of Transfer: \$52,000 6

From: Sales and Service

To: Purchase for Resale

To increase the budget due to an increased demand for dental implant
 at the Health Science Center.

THE UNIVERSITY OF TEXAS HEALTH SCIENCE CENTER AT SAN ANTONIO

U. T. BOARD OF REGENTS' MEETING

APRIL 9, 1992

AMENDMENTS TO THE 1992 BUDGET
(Continued)TRANSFERS OF FUNDSRBC

ADVANCED RESEARCH AND ADVANCED TECHNOLOGY PROGRAMS

11. Amount of Transfer: \$869,314

11

From: Allocation of General Revenue by Coordinating Board

To: Advanced Research/Technology Programs for:

| | |
|--|------------------|
| Characterization and Optimization of a Sequence that Protects Recombinant Proteins from Degradation | - 65,075 |
| DNA Fractionation Technology for Genome Mapping | - 253,017 |
| Development of Diagnostic Probes for Rapid Identification of Virulent Strains of Group B Streptococci | - 165,060 |
| Applications of Cytoscription in Tissue Engineering | - 183,726 |
| Biodegradable Carriers of TGF-beta for Repairing Articular Cartilage Defects | - 202,436 |
| Total | <u>\$869,314</u> |

Transfer funds to establish budgets for various Coordinating Board
Advanced Research/Technology Program projects as awarded by
competitive review.

THE UNIVERSITY OF TEXAS
MD ANDERSON
CANCER CENTER

2548

February 25, 1992

Office of the President

Dr. Charles B. Mullins
Executive Vice Chancellor
for Health Affairs
The University of Texas System
11 Colorado Street
Austin, Texas 78701

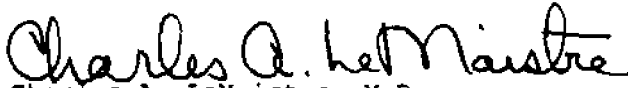
From: System Budget Office

Re: Dr. Mullins:

The docket for the April 9, 1992, meeting of the Board of Regents is submitted for your recommendation and presentation to the Board.

I recommend approval.

Sincerely,


Charles A. LeMaistre, M.D.
President

HAL:aj

THE UNIVERSITY OF TEXAS M. D. ANDERSON CANCER CENTER

U. T. BOARD OF REGENTS' MEETING

APRIL 9, 1992

TABLE OF CONTENTS

| | <u>Page No.</u> |
|---|-----------------|
| Gifts from Private Donors and Foundations | CC- 3 |
| Business Contracts for Services | CC- 4 |
| Funds Coming and/or Going Out | |
| Standard Easements | CC- 5 |
| Contracts and Grants for Research, Development, Clinical and Educational Services | |
| Over \$500,000 (Funds Coming In and/or Funds Going Out) | CC- 6 |
| All Others. | CC- 7 |
| Endowed Chairs and Named Professorships | CC- 8 |
| Amendments to the 1992 Budget | CC- 9 |
| (including faculty and staff appointments and changes in status and transfers of funds within existing budget totals) | |
| Other Fiscal Items | CC-16 |

U. T. BOARD OF REGENTS' MEETING

APRIL 9, 1992

GIFTS FROM PRIVATE DONORS AND FOUNDATIONS

The following gifts have been received and are recommended for acceptance by the U. T. Board of Regents:

| <u>Donor</u> | <u>Purpose</u> | <u>Amount</u> |
|---|--|----------------|
| 1. Kimberly-Clark Foundation, Inc. c/o Colleen B. Berman Vice President P.O. Box 619100 Dallas, TX 75261-9100 | First payment on a five year pledge | \$1,000,000.00 |
| 2. The Cockrell Foundation c/o Mary McIntier Executive Vice President 1600 Smith, Suite 4600 Houston, TX 77002-7348 | Bone marrow trans- plantation | \$ 123,333.00 |
| 3. *Estate of Dorothy E. Brown c/o The University of Texas System 210 West 6th Street Austin, TX 78701 | General institutional support | \$ 100,000.00 |
| 4. Schering Corporation c/o Marilyn Davis Project Manager 2000 Galloping Hill Road Kenilworth, NJ 07033 | Support drug information bulletin | \$ 50,000.00 |
| 5. *Homer Ammann Trust c/o The University of Texas System 210 West 6th Street Austin, TX 78701 | General institutional support | \$ 47,925.09 |
| 6. *Terry Fox Memorial Run Fund 4 Riverway Houston, TX 77056 | Osteosarcoma research | \$ 41,400.00 |
| 7. *Kellogg's P.O. Box 3599 Battle Creek, MI 49016 | Cancer research | \$ 30,000.00 |
| 8. *Tesoro Petroleum Corporation 8700 Tesoro Drive San Antonio, TX 78217 | Skin cancer research | \$ 30,000.00 |
| 9. Susan G. Komen Breast Cancer Foundation c/o Randi Halsell 1991 Chairman of the Board Occidental Tower 5005 LBJ Frwy., Suite 730 Dallas, TX 75244 | Breast cancer research | \$ 30,000.00 |
| 10. *Mrs. Catherine Jacobus c/o The University of Texas System 210 West 6th Street Austin, TX 78701 | Leukemia research | \$ 26,700.00 |

*No letter of transmittal from the donor

U. T. BOARD OF REGENTS' MEETING

APRIL 9, 1992

BUSINESS CONTRACTS FOR SERVICES

(FUNDS COMING IN)

The following contracts have been awarded, have been administratively approved by the appropriate Executive Vice Chancellor, and are recommended for ratification by the U. T. Board of Regents:

1. Agency: American Progressive Benefits, Inc.
Funds: As per contract
Period: November 1, 1991 through October 31, 1992
Title/Description: Agreement for provision of reinsurance coverage for members enrolled under the HMO Plan

(FUNDS GOING OUT)

2. Agency: Camp Allen
Funds: \$52,000
Period: November 29, 1991 through November 28, 1992
Title/Description: Agreement to provide summer camp experience for pediatric cancer patients

U. T. BOARD OF REGENTS' MEETING

APRIL 9, 1992

STANDARD EASEMENTS

The following easement has been approved by the Office of General Counsel and is recommended for approval by the U.T. Board of Regents:

1. Grantee: Texas Medical Center Central Heating and Cooling Services Cooperative Association
Location: Harris County, Houston, Texas
Funds: \$10.00
Date: January 30, 1992
Description: An easement and right-of-way in and under those five certain tracts located in the P.W. Rose Survey, Abstract No. 645 for the purpose of constructing, reconstructing, operating, maintaining, repairing, altering, replacing, changing the size and removing pipes, pipelines, meters, manholes, regulating devices and related facilities and all appliances deemed by Grantee to be necessary or convenient, for the transmission, regulation, measurement and return of chilled water and steam.

U. T. BOARD OF REGENTS' MEETING

APRIL 9, 1992

CONTRACTS OR GRANTS OVER \$500,000

(FUNDS COMING IN)

The following contract or grant in an amount over \$500,000, has been awarded, has been administratively approved by the appropriate Executive Vice Chancellor, and is recommended for approval by the U.T. Board of Regents.

- | | |
|--------------------|--|
| 1. Grantor: | Department of Health and Human Services National Cancer Institute |
| No.: | 5 P01 CA49639-03 SRC (J) |
| New Funds: | \$1,005,526 |
| Current Period: | December 1, 1991 through November 30, 1992 |
| Title/Description: | Therapy of CML |

U. T. BOARD OF REGENTS' MEETING

APRIL 9, 1992

CONTRACTS AND GRANTS FOR RESEARCH, DEVELOPMENT, CLINICAL
AND EDUCATIONAL SERVICES

Since the Docket for the previous meeting of the U. T. Board of Regents, the following activity has taken place with regard to Contracts and Grants for Research, Development, Clinical and Educational Services:

FUNDS COMING IN

- I. Non-Governmental, State and Local Government and Federal Government
Contracts and Grants
- | | | |
|----|------------------------|---|
| a. | <u>1992 CC 68-106</u> | Number of Initial Grant and Contract Awards |
| | <u>\$ 3,565,760.00</u> | Value of Awards |
| b. | <u>1992 CC 107-109</u> | Number of Fiscal Amendments to Grant and Contract Awards (Increasing or Decreasing by \$10,000) |
| | <u>\$ 316,616.00</u> | Total of Increased Funding |
| | <u>\$ None</u> | Total of Reduced Funding |

FUNDS GOING OUT

- II. Non-Governmental, State and Local Government and Federal Government
Contracts and Grants
- | | | |
|----|------------------------|---|
| a. | <u>1992 CC 110-113</u> | Number of Initial Grant and Contract Awards |
| | <u>\$ 200,605.00</u> | Value of Awards |
| b. | <u>1992 CC 114-115</u> | Number of Fiscal Amendments to Grant and Contract Awards (Increasing or Decreasing by \$10,000) |
| | <u>\$ 141,944.26</u> | Total of Increased Funding |
| | <u>\$ None</u> | Total of Reduced Funding |

U. T. BOARD OF REGENTS' MEETING

APRIL 9, 1992

ENDOWED CHAIRS AND NAMED PROFESSORSHIPS
1992 NON-INITIAL, NON-BUDGETED APPOINTMENTS

1. Position: Robert A. Welch Chair in Chemistry
Appointee: Eric N. Olson, Professor
Department: Biochemistry & Molecular Biology
Person Being Replaced: Dr. Grady Saunders
Effective Date: November 1, 1991

THE UNIVERSITY OF TEXAS M. D. ANDERSON CANCER CENTER

U. T. BOARD OF REGENTS' MEETING

APRIL 9, 1992

AMENDMENTS TO THE 1992 BUDGET

The term "rate" for academic institutions is the full-time nine-month base rate and for health institutions is the full-time twelve month base rate; for all other personnel it is the full rate, the appointee receiving a proportionate amount depending upon the fraction of time for which he is appointed and the period of his appointment. Source of funds for payment of salaries, unless otherwise shown, is the departmental salaries account.

APPOINTMENTS TO NAMED PROFESSORSHIPS, ENDOWED FELLOWSHIPS, ENDOWED PROFESSORSHIPS, AND ENDOWED CHAIRS - 1992 BUDGET

Appointments were approved through Agenda action at prior meeting of the Board of Regents, as follows:

| <u>Professor or Chair and Department or School</u> | <u>Twelve Month Rate</u> | <u>Chair or Professorship Appointment</u> | <u>Date</u> |
|--|------------------------------|---|-------------|
| <u>RESEARCH</u> | | | |
| Biochemistry & Molecular Biology | | | |
| Professor & Robert A. Welch Chair in Chemistry | | | |
| 1. Eric N. Olson, Ph.D. (Professor, term) (RBC 17) | \$129,000 | \$135,000 | 11/1/91 |

THE UNIVERSITY OF TEXAS M. D. ANDERSON CANCER CENTER

U. T. BOARD OF REGENTS' MEETING

APRIL 9, 1992

AMENDMENTS TO THE 1992 BUDGET
(Continued)

| <u>Item, Department, Title, Name</u> | <u>Effective Date</u> | <u>% Time</u> | <u>Full-time Salary</u> | | <u>RBC</u> |
|--|-----------------------|---------------|-------------------------|-------------|------------|
| | | | <u>No. Mos.</u> | <u>Rate</u> | |
| <u>APPOINTMENTS, PROMOTIONS, AND SALARY INCREASES</u> | | | | | |
| PHYSICAL PLANT | | | | | |
| Facility Information Systems Assistant VP for Facilities & Director of Major Building Programs | | | | | |
| 2. Robert G. Woodyard | 1/1/92 | 100 | 12 | \$ 85,000 | 19 |
| RESEARCH | | | | | |
| Molecular Pathology | | | | | |
| 3. Ralph B. Arlinghaus, Ph.D. (Professor, term) (RBC 18) | | | | | 18 |
| From: Professor & Abell-Hanger Professorship | | 100 | 12 | \$148,512 | |
| To: Professor & Hubert L. Stringer Chair | 9/1/91 | 100 | 12 | \$151,512 | |
| Source of Funds: | | | | | |
| \$130,000 - State | | | | | |
| 6,000 - Stringer Chair | | | | | |
| <u>15,512</u> - PRS Staf Salaries | | | | | |
| <u>\$151,512</u> - Total Compensation | | | | | |
| HOSPITAL AND CLINIC ACTIVITIES | | | | | |
| Office of Associate Vice President for Hospital & Clinic Operations | | | | | |
| 4. Karen L. Lorimor | | | | | 21 |
| From: Assistant Administrator for Patient Support Services | | 100 | 12 | \$ 63,090 | |
| To: Associate Administrator- Hospital Operations | 11/15/92 | 100 | 12 | \$ 68,500 | |

THE UNIVERSITY OF TEXAS M. D. ANDERSON CANCER CENTER

U. T. BOARD OF REGENTS' MEETING

APRIL 9, 1992

AMENDMENTS TO THE 1992 BUDGET
(Continued)

| <u>TRANSFER OF FUNDS</u> | <u>RBC</u> |
|--|------------------------|
| 5. Amount of Transfer: \$20,130,234.19 | 15 |
| From: Patient Care Services | \$345,000.00 |
| Medical Oncology | 441,000.00 |
| Patient Care Services | 102,309.19 |
| Central Services-Sterile Processing | 35,000.00 |
| Central Services-Linen Service | 650.00 |
| Central Services-Linen Service | 43,500.00 |
| Central Services-Administration | 10,300.00 |
| Central Services-Sterile Processing | 10,000.00 |
| Central Services-Sterile Processing | 10,750.00 |
| Central Services-Sterile Processing | 8,000.00 |
| Central Services-Sterile Processing | 30,000.00 |
| Central Services-Materials Management | 42,000.00 |
| Central Services-Materials Management | 56,000.00 |
| Central Services-Materials Management | 395,000.00 |
| Operating Room-Durable Medical Equip | 3,800.00 |
| Operating Room-Durable Medical Equip | 1,000.00 |
| Operating Room-Sterile Processing | 5,000.00 |
| Clinical Isotopes | 410,000.00 |
| Administration/Physics | 4,460,000.00 |
| Cyclotron Isotopes | 105,000.00 |
| Energy Management and Operations | <u>13,615,925.00</u> |
| Total | <u>\$20,130,234.19</u> |
| To: Office Assoc VP for Building Program | \$150,000.00 |
| Office Assoc VP for Building Program | 95,000.00 |
| Office Assoc VP for Building Program | 100,000.00 |
| Medical Oncology | 441,000.00 |
| Pediatrics | 102,309.19 |
| Central Services-Linen Service | 500.00 |
| Central Services-Patient Equipment | 15,000.00 |
| Central Services-Patient Equipment | 2,000.00 |
| Central Services-Materials Management | 17,500.00 |
| Central Services-Materials Management | 606,200.00 |
| Operating Room-Durable Medical Equip | 9,800.00 |
| Anderson Center-Angio/Interventional | 290,000.00 |
| Anderson Center CAT Scan | 1,300,000.00 |
| Magnetic Resonance Imaging | 300,000.00 |
| Administration/Physics | 100,000.00 |
| Clark Clinic-Radiography/Fluoroscopy | 400,000.00 |
| Clark Clinic-Ultrasound | 150,000.00 |
| Administration/Physics | 20,000.00 |
| Clark Clinic-CAT Scan | 1,900,000.00 |
| Clinical Isotopes | 10,000.00 |
| Clinical Isotopes | 400,000.00 |
| Cyclotron Isotopes | 5,000.00 |
| Cyclotron Isotopes | 100,000.00 |
| Electricity | 6,252,095.00 |
| Gas | 941,085.00 |
| Steam | 1,024,256.00 |
| Chilled Water | 3,537,337.00 |
| Water | 723,198.00 |
| Sewer | <u>1,137,954.00</u> |
| Total | <u>\$20,130,234.19</u> |

Budget change necessary to effect changes in operations not previously anticipated. This budget change does not involve the addition of any funds; it is only a shift in allocation.

THE UNIVERSITY OF TEXAS M. D. ANDERSON CANCER CENTER

U. T. BOARD OF REGENTS' MEETING

APRIL 9, 1992

AMENDMENTS TO THE 1992 BUDGET
(Continued)

| <u>TRANSFER OF FUNDS</u> | <u>RBC</u> |
|---|--------------|
| 6. Amount of transfer: \$1,843,354.52 | 20 |
| From: Operations & Staff Quality | \$145,000.00 |
| Patient Care Services | 107,500.00 |
| Medical Records | 100,000.00 |
| Patient Care Services | 212,000.00 |
| Director of Nursing Office | 310,333.14 |
| Office of the President | 5,123.04 |
| Internal Audit | 1,770.22 |
| Exec VP for Admin & Finance | 7,625.70 |
| Assoc VP for Admin Services | 1,425.45 |
| Financial Systems Administration | 4,469.52 |
| Budget Office | 983.06 |
| Office of Director of Fiscal Services | 13,013.65 |
| Human Resources | 11,368.99 |
| Office of VP Patient Care | 1,653.45 |
| Division of Surgery | 2,278.13 |
| Division of Medicine | 6,200.23 |
| Medical Oncology | 7,120.78 |
| Radiation Physics | 3,389.97 |
| Neuro-Oncology | 2,602.35 |
| Thoracic Surgery | 3,849.87 |
| Pathology | 659.52 |
| Laboratory Medicine | 6,892.34 |
| Pediatrics | 2,519.51 |
| Radiotherapy | 2,815.59 |
| Head & Neck Surgery | 3,023.28 |
| General Surgery | 1,175.51 |
| Anesthesiology | 1,822.37 |
| Urology | 2,375.28 |
| Office of VP for Research | 1,503.68 |
| Biochemistry & Molecular Biology | 5,957.21 |
| Immunology | 1,663.36 |
| Molecular Genetics | 3,090.43 |
| Interferon Research | 319.61 |
| Tumor Biology | 1,905.67 |
| Cardio-Pulmonary Function Lab | 549.22 |
| Molecular Diagnostic Lab | 874.38 |
| Experimental Pediatrics | 1,201.38 |
| Anderson Center CAT Scan | 9,444.18 |
| Hematology | 8,004.63 |
| Clinical Immunology & Biological Therapy | 845.99 |
| Veterinary Medicine and Surgery | 1,379.07 |
| Biomathematics | 11,205.57 |
| Office of VP for Academic Affairs | 1,955.29 |
| Cancer Public Information | 4,048.57 |
| Scientific Publications | 1,515.45 |
| Office of Conf Services, Certification | 1,167.21 |
| Office of Planning & Institut Studies | 4,637.04 |
| Research Medical Library | 1,379.07 |
| Patient Referral, Appointments & Reg | 2,503.82 |
| Office of VP for Patient Affairs | 5,126.68 |
| Anesthesiology Service | 43,656.84 |
| Transfusion Medicine | 2,506.83 |
| Cardio-Pulmonary Function Service | 1,325.97 |
| Patient Transportation | 3,458.21 |
| Dental Services | 2,954.04 |
| Magnetic Resonance Imaging | 7,407.88 |
| Nutrition & Food Service | 5,623.10 |

THE UNIVERSITY OF TEXAS M. D. ANDERSON CANCER CENTER

U. T. BOARD OF REGENTS' MEETING

APRIL 9, 1992

AMENDMENTS TO THE 1992 BUDGET
(Continued)TRANSFER TO CONTINUED (RBC 20):

| | |
|--|-----------|
| Applied Nutrition Services | 1,373.05 |
| Respiratory Care | 5,221.76 |
| Patient Care Information Systems | 8,328.14 |
| Insurance | 266.53 |
| Patient Accounts | 1,333.38 |
| Medical Records | 10,757.61 |
| Social Work | 3,329.05 |
| Anatomical Pathology Services | 11,692.77 |
| Division of Pharmacy | 5,808.17 |
| Administration/Physics | 3,925.33 |
| Clinical Isotopes | 1,290.45 |
| Anderson Center Radiography | 669.45 |
| Radiotherapy Service | 16,061.40 |
| Rehabilitation Medicine Services | 13,327.11 |
| AIMS - Admissions | 291.46 |
| Linen Service | 799.59 |
| AIMS - Inpatient Management Services | 11,518.17 |
| Clinic Administrative Services | 11,420.55 |
| Central Services - Administration | 3,002.99 |
| Central Services - Supply Distribution | 266.53 |
| Central Services - Patient Equipment | 799.59 |
| Operating Room - Sterile Process | 1,820.73 |
| Surgical Care Lab | 3,683.04 |
| Credit and Collections | 929.76 |
| Office of Assoc VP Hosp & Clinic | 1,743.21 |
| Chemistry | 4,849.59 |
| Special Chemistry | 1,838.76 |
| Hematology | 4,389.90 |
| Hematopathology | 751.84 |
| STAT Lab | 1,379.07 |
| Cytogenetics | 6,435.66 |
| Lab Immunology | 1,912.13 |
| Pheresis | 533.06 |
| Blood Bank | 3,977.21 |
| Clark Clinic Radiography/Fluoroscopy | 2,213.28 |
| Clark Clinic CAT Scan | 1,748.29 |
| Computing Resources | 14,739.31 |
| Office of VP for Health Policy | 1,927.38 |
| Internal Legal Services | 5,433.90 |
| Special Projects | 1,525.14 |
| Development Office | 3,081.21 |
| Admin Information Systems | 5,799.42 |
| Employee Health Service | 1,127.76 |
| Strategic Information Systems | 2,772.66 |
| Office of Public Affairs | 2,051.52 |
| Biomedical Communications | 6,017.93 |
| Purchasing | 5,173.34 |
| Central Stores | 1,475.30 |
| Office of Technology Development | 1,127.76 |
| Science Park-Carcinogenesis | 6,636.86 |
| Science Park-Veterinary Resources | 1,290.45 |
| Science Park-Police Department | 300.46 |
| Science Park-Physical Plant | 4,398.90 |
| Physical Plant Operations | 7,998.86 |
| Energy Management & Operations | 8,157.63 |
| Facility Information Systems | 2,436.92 |
| Environmental Health & Safety | 2,541.90 |
| Facilities Resources | 2,177.28 |
| Design & Construction Services | 4,643.28 |
| Building Services | 2,188.12 |

THE UNIVERSITY OF TEXAS M. D. ANDERSON CANCER CENTER

U. T. BOARD OF REGENTS' MEETING

APRIL 9, 1992

AMENDMENTS TO THE 1992 BUDGET
(Continued)TRANSFER TO CONTINUED (RBC 20):

| | |
|--------------------------------------|-----------------------|
| Police Department | 10,486.30 |
| Patient Studies | 3,177.39 |
| Director of Nursing Office | 478,777.60 |
| Total | <u>\$1,843,354.52</u> |
| To: | |
| Medical Records | \$145,000.00 |
| Cell Biology | 107,500.00 |
| Medical Records | 100,000.00 |
| Hematology | 212,000.00 |
| Nursing Service-Hospital | 310,333.14 |
| Reserve for Vacancy Savings | 489,743.78 |
| General Surgery/Plastic | 315.00 |
| Neuro-Surgery | 157.50 |
| Division of Medicine | 252.00 |
| Medical Oncology | 441.00 |
| Medical Oncology | 126.00 |
| Radiation Physics | 1,466.01 |
| Neuro-Oncology | 283.50 |
| Pathology | 472.50 |
| Laboratory Medicine | 71,024.00 |
| Head & Neck Surgery | 935.55 |
| Anesthesiology | 94.50 |
| Gynecology | 94.50 |
| Dental Oncology | 1,323.00 |
| Urology | 126.00 |
| Urology | 386.00 |
| Biochemistry & Molecular Biology | 2,521.73 |
| Immunology | 882.06 |
| Molecular Genetics | 7,141.00 |
| Interferon Research | 2,702.00 |
| Tumor Biology | 3,667.00 |
| Endocrinology | 661.50 |
| Experimental Pediatrics | 8,685.00 |
| Experimental Radiotherapy | 1,538.96 |
| Experimental Surgery | 189.00 |
| Hematology | 756.00 |
| Hematology | 1,197.00 |
| Hematology | 630.00 |
| Clinical Immunology & Biol Therapy | 126.00 |
| Veterinary Medicine & Surgery | 3,474.00 |
| Cancer Public Education | 346.50 |
| Patient Ref, Appoint & Registration | 630.00 |
| Anesthesiology Service | 3,874.50 |
| Cardio-Pulmonary Function Service | 2,205.00 |
| Patient Transportation | 6,930.00 |
| Electroencephalograph | 283.50 |
| Nutrition & Food Service | 19,425.00 |
| Respiratory Care | 8,969.63 |
| Patient Accounts | 225.38 |
| Social Work | 2,126.25 |
| Anatomical Pathology Service | 6,038.55 |
| Pharmacy | 16,955.00 |
| Administration/Physics | 30,331.90 |
| Radiotherapy Service | 1,547.82 |
| Rehabilitation Service | 713.85 |
| Director of Nursing Office | 168,525.00 |
| Linen Services | 9,544.50 |
| AIMS - Inpatient Management Services | 21,987.00 |
| Clinic Outpatient Services | 15,330.00 |
| Surgical Care Laboratory | 189.00 |
| Quality Improvement | 525.00 |

THE UNIVERSITY OF TEXAS M. D. ANDERSON CANCER CENTER

U. T. BOARD OF REGENTS' MEETING

APRIL 9, 1992

AMENDMENTS TO THE 1992 BUDGET
(Continued)TRANSFER TO CONTINUED (RBC 20):

| | |
|-----------------------------------|-----------------------|
| Employee Health Service | 472.50 |
| Central Stores | 840.00 |
| Science Park-Veterinary Resources | 2,362.50 |
| Physical Plant Operations | 11,476.08 |
| Environmental Health & Safety | 4,773.75 |
| Biomedical/Clinical Engineering | 1,879.08 |
| Facilities Resources | 1,338.75 |
| Building Services | 27,263.25 |
| Total | <u>\$1,843,354.52</u> |

Budget change necessary to effect changes in operations not previously anticipated. This budget change does not involve the addition of any funds; it is only a shift in allocation.

THE UNIVERSITY OF TEXAS M. D. ANDERSON CANCER CENTER

U. T. BOARD OF REGENTS' MEETING

APRIL 9, 1992

OTHER FISCAL ITEMS

The following item has been recommended by President LeMaistre and Executive Vice Chancellor Mullins, and is submitted for approval by the U.T. Board of Regents:

The appointment of Mr. Donald R. Andrus, Chairman of Foley's, a division of the May Department Stores Company, to serve as Director of the Outreach Corporation.

The Bylaws of Outreach provide for the appointment of the Directors of the Outreach Corporation by the President of the Cancer Center subject to the prior approval of such nominee by the Board of Regents of The University of Texas.

February 26, 1992

Dr. Charles B. Mullins
Executive Vice Chancellor
for Health Affairs
The University of Texas System
601 Colorado Street
Austin, Texas 78701

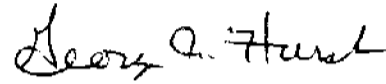
Attn: System Budget Office

Dear Dr. Mullins:

The docket for the April 9, 1992 meeting of the Board of Regents is submitted for your recommendation and presentation to the Board.

I recommend approval.

Sincerely,



George A. Hurst, M.D.
Director

GAH/DST/kb

THE UNIVERSITY OF TEXAS HEALTH CENTER AT TYLER

U. T. BOARD OF REGENTS' MEETING

APRIL 9, 1992

TABLE OF CONTENTS

| | <u>Page No.</u> |
|---|-----------------|
| Business Contracts | .HT-3 |
| Contracts and Grants for Research, Development, Clinical and Educational Services. | .HT-4 |

THE UNIVERSITY OF TEXAS HEALTH CENTER AT TYLER

U. T. BOARD OF REGENTS' MEETING

APRIL 9, 1992

BUSINESS CONTRACTS FOR SERVICES

(FUNDS GOING OUT)

The following contract has been awarded, has been administratively approved by the appropriate Vice Chancellor, and is recommended for ratification by the U.T. Board of Regents:

1. Agency: First Gibraltar Bank
Funds: 2,000 sq. ft. of office space at \$.54 per sq. ft. (\$1,080 per month). Also, utility bills and janitorial services.
Period: September 1, 1991 to August 31, 1992
Title/Description: The use of office space located in the Airport Office Park, Houston, Texas for purpose of housing the Occupational and Environmental Training Program Offices.

U. T. BOARD OF REGENTS' MEETING

APRIL 9, 1992

CONTRACTS AND GRANTS FOR RESEARCH, DEVELOPMENT, CLINICAL AND EDUCATIONAL SERVICES

Since the Docket for the previous meeting of the U. T. Board of Regents, the following activity has taken place with regard to Contracts and Grants for Research, Development, Clinical and Educational Services:

FUNDS GOING OUT

I. Non-Governmental, State and Local Government and Federal Government Contracts and Grants

- a. 1992 HT 4-6 Number of Initial Grant and Contract Awards
\$ 124,890 Value of Awards
- b. _____ Number of Fiscal Amendments to Grant and Contract
_____ Awards (Increasing or Decreasing by \$10,000)
_____ Total of Increased Funding
_____ Total of Reduced Funding