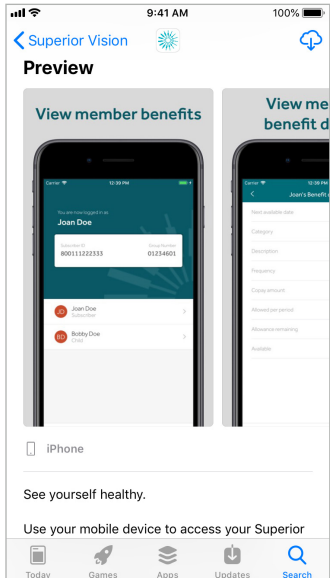
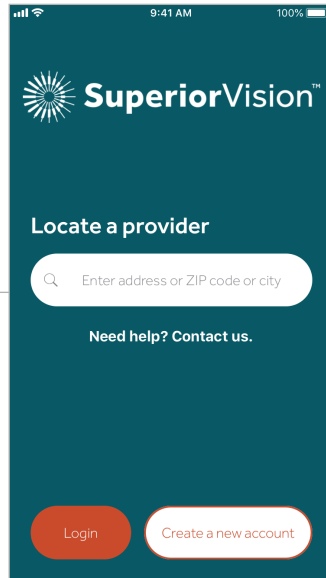


Creating an account with our mobile app



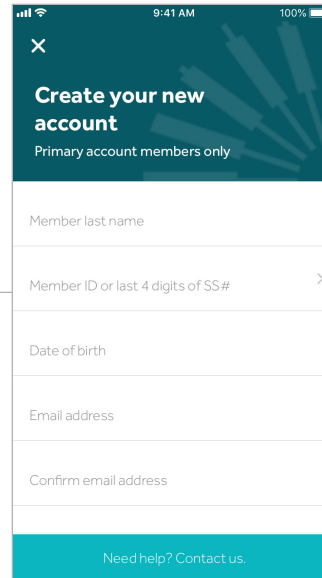
Step 1

First, download the "Superior Vision" app, available for Android and iPhone devices.



Step 2

Launch the app, and tap on the "Create a new account" button located towards the bottom.



Step 3

Enter your information to verify eligibility and to create your username and password.

App features

With the free Superior Vision app, members can:

- Locate in-network eye care professionals
- Review your benefits and the benefits of any dependents
- See which benefits you have used and which benefits are currently available
- View, print, or email your member ID card



We're here to help!

If you need assistance creating an account, please call **1 (800) 507-3800** or visit [superiorvision.com/contact](https://www.superiorvision.com/contact).