

---

# DESIGNATED TUITION REPORT

January 2014



---

Prepared by  
The University of Texas System  
Office of the Controller

Report to the Legislature  
Pursuant to Rider No. 50, Report Concerning Designated Tuition  
SB 1, 83<sup>rd</sup> Legislature, Regular Session, Page III-247

## TABLE OF CONTENTS

RIDER 50, SPECIAL PROVISIONS RELATING TO STATE AGENCIES OF HIGHER EDUCATION .....	1
SUMMARY OF DESIGNATED TUITION AT U. T. SYSTEM .....	2
COLLECTION AND USE OF DESIGNATED TUITION.....	2
DESIGNATED TUITION COLLECTED AND USED - BY INSTITUTION .....	5
APPENDIX - GLOSSARY OF TERMS .....	22

For questions concerning this report, contact:  
U. T. System Office of the Controller  
512.499.4527

The text of Section 50 found in Article III, Page 247, Senate Bill 1, 83<sup>rd</sup> Legislature, Regular Session, is as follows:

**Sec. 50. Report Concerning Designated Tuition.**

(a) Not later than January 1, 2014, the governing board of each public institution of higher education that charges students designated tuition under § 54.0513, *Education Code*, shall use the appropriations in the Act to report to the legislature, for the 2012-2013 and 2013-2014 academic years:

- (1) the amount the institution has collected in designated tuition;
- (2) the purposes for which the institution spent the money derived from designated tuition and the amount of that money spent for each of those purposes; and
- (3) the amount set aside from designated tuition for resident undergraduate and graduate student assistance under §§ 56.011 and 56.012, *Education Code* and how these amounts are allocated under the following categories.
  - (a) grants
  - (b) scholarships,
  - (c) work-study programs,
  - (d) students loans,
  - (e) and student loan repayment assistance.

(b) Reports required by this section shall be delivered to the Lieutenant Governor, the Speaker of the House, the chair of the Senate Finance Committee, the chair of the House Appropriations Committee, and the members of the Legislative Oversight Committee on Higher Education.

## SUMMARY OF DESIGNATED TUITION AT U. T. SYSTEM

### BACKGROUND

Section 54.0513 of the *Texas Education Code*, as amended by the 78<sup>th</sup> Legislature in 2003, authorizes the governing board of an institution of higher education, under terms the governing board considers appropriate, to charge any student “an amount designated as tuition that the governing board considers necessary for the effective operation of the institution.” Changes to this tuition, known as designated tuition, have been authorized by The University of Texas System Board of Regents only after careful consultation with students, faculty, and other constituencies.

Prior to the changes authorized by the 78<sup>th</sup> Legislature, governing boards were given authority to set the designated tuition rate at an amount not to exceed the statutory tuition rate. Constrained by relatively flat state funding and facing significant enrollment growth, most U. T. academic institutions were at or near the limit of \$46 per semester credit hour (SCH) in FY 2003. With the changes by the 78<sup>th</sup> Legislature, institutions were allowed to exceed the statutory tuition rate.

To help ensure affordability for all Texans, the 78<sup>th</sup> Legislature mandated financial aid set-asides through Sections 56.011 and 56.012 of the *Texas Education Code*. For designated tuition in excess of \$46 per SCH, these provisions require a minimum of twenty percent of resident undergraduate designated tuition and fifteen percent of resident graduate designated tuition be dedicated to providing financial assistance for students. One-fourth of the undergraduate set-aside has been earmarked by the Legislature for the B-On-Time Student Loan Program, a zero-interest educational loan with provisions for forgiveness of the debt if the student graduates on time with at least a B average, and is not directly available for use on the U. T. campuses.

### COLLECTION AND USE OF DESIGNATED TUITION

Article III, Section 50(a) of Senate Bill 1, 83<sup>rd</sup> Legislature, Regular Session, requires a report on the amount of designated tuition collected by an institution, the amounts and purposes for which those collections were expended, and the amount set-aside from designated tuition for resident undergraduate and graduate student assistance under Sections 56.011 and 56.012, *Texas Education Code*. U. T. academic institutions have collected \$901 million of designated tuition for FY 2013 and expect to collect \$953 million for FY 2014. U. T. health-related institutions have collected \$59 million for FY 2013 and anticipate collecting the same amount for FY 2014. The amounts reported as collected include the non-cash annual financial report adjustments related to statutory exemptions and Texas Tomorrow Fund discounts.

The uses of designated tuition by the U. T. System have been categorized into six principal areas: (1) Instruction and Academic Support, (2) Operation and Maintenance of Plant, (3) Grants, Scholarships and Financial Aid, (4) Debt Service and Capital Outlay, (5) Institutional Support, and (6) Other Expenses. Summaries for U. T. general academic and health-related institutions along with detailed information for each U. T. institution can be found beginning on page 5.

**Instruction and Academic Support** includes expenditures for salaries, wages, and all other costs related to those engaged in the teaching function (i.e. faculty) including the operating cost of instructional departments. Costs related to those engaged in academic department leadership (e.g. academic deans' offices) and academic computing support along with library materials, related salaries, and operating costs are also included. For FY 2013 and FY 2014, these expenditures represent about 39.6% and 40.3%, respectively, of the total use of designated tuition by U. T. academic institutions. For U. T. health-related institutions, these expenditures are approximately 59.5% and 58.4% for FY 2013 and FY 2014, respectively.

**Operation and Maintenance of Plant** includes expenditures for the operation and maintenance of the physical plant including all expenditures for operations established to provide services and maintenance related to grounds and facilities. This incorporates such items as plant support services, custodial services, building and grounds maintenance, utilities, fire protection, property insurance, safety and security, and similar items. For FY 2013 and FY 2014, these expenditures represent 10.7% and 10.9%, respectively, of the total use of designated tuition by U. T. academic institutions. For U. T. health-related institutions, these expenditures are approximately 9.7% and 10.2% for FY 2013 and FY 2014, respectively.

**Grants, Scholarships, and Financial Aid** represent expenditures in the form of grants to students resulting from selection by the institution or from an entitlement program. Expenditures of tuition set-asides for resident undergraduates and graduates required by Sections 56.011 and 56.012, *Texas Education Code*, are a component of this category. For U. T. academic institutions, these expenditures represent 23.0% of FY 2013 and 23.2% of FY 2014 designated tuition expenditures, including the value of statutory exemptions and Texas Tomorrow Fund discounts. For U. T. health-related institutions, these expenditures are approximately 12.3% and 14.0% for FY 2013 and FY 2014, respectively.

**Debt Service and Capital Outlay** encompass both the principal and interest portion of debt service transfers under the U. T. System Revenue Financing System. Also included are funds used for major repair, rehabilitation, and renovation of existing buildings and facilities, as well as funds to supplement major capital projects. For U. T. academic institutions, these expenditures represent around 8.7% and 8.1% of FY 2013 and FY 2014 designated tuition expenditures, respectively. For U. T. health-related institutions, these expenditures are 3.9% and 3.8% of FY 2013 and FY 2014 totals, respectively.

**Institutional Support** includes central executive-level activities concerned with management and long-range planning for the entire institution. Expenditures within this category represent about 12.4% of total FY 2013 and 11.8% of total FY 2014 designated tuition expenditures for U. T. academic institutions. For U. T. health institutions, institutional support expenditures represent 9.6% and 8.4% of FY 2013 and FY 2014 total expenditures, respectively.

**Other Expenses** include those for administrative activities providing benefit to students such as admissions and registrar functions (i.e. student services), salaries and wages and other costs associated with non-instructional activities of faculty (i.e. research), or beneficial to individuals and groups external to the institution (i.e. community or public service), and non-operating expenses not included in another category. Expenditures within this category represent about 5.6% and 5.7% of total FY 2013 and FY 2014 designated tuition expenditures for U. T. academic institutions, respectively. Other expenses are 5.0% of FY 2013 and 5.2% of FY 2014 total designated tuition expenditures for U. T. health-related institutions.

## EXPENDITURE OF DESIGNATED TUITION

Table 1

### U. T. System General Academic Institutions

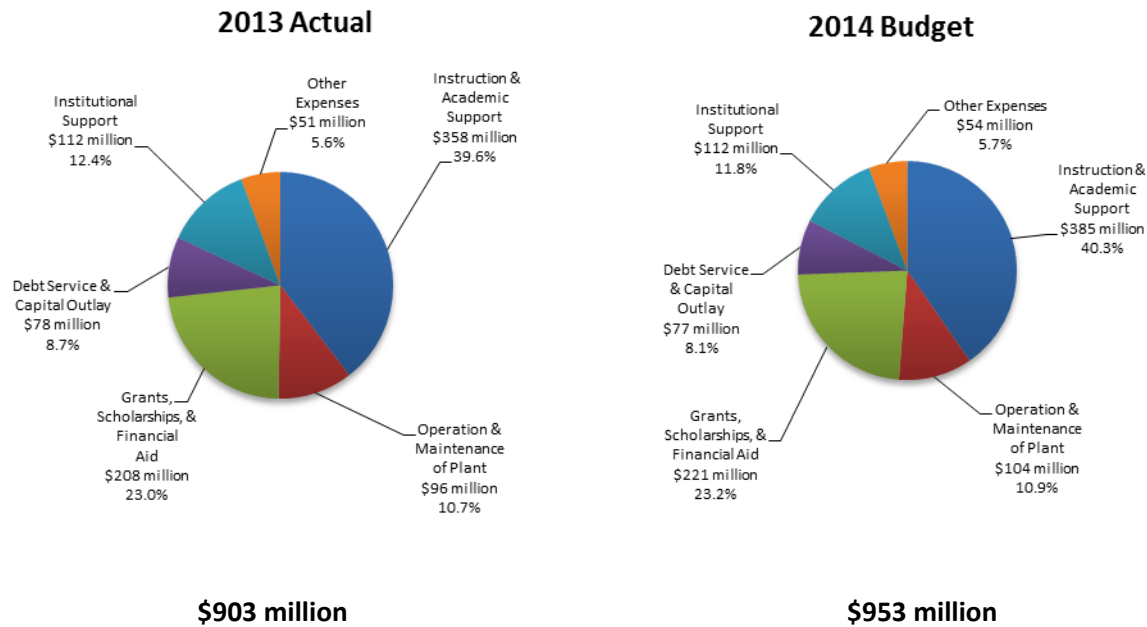
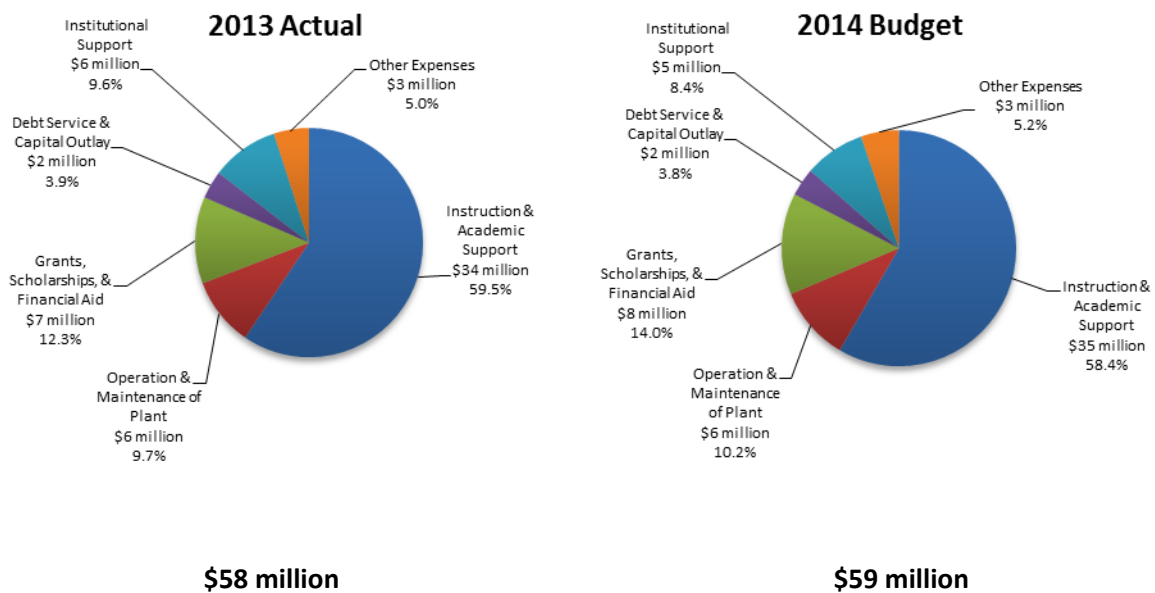


Table 2

### U. T. System Health-Related Institutions



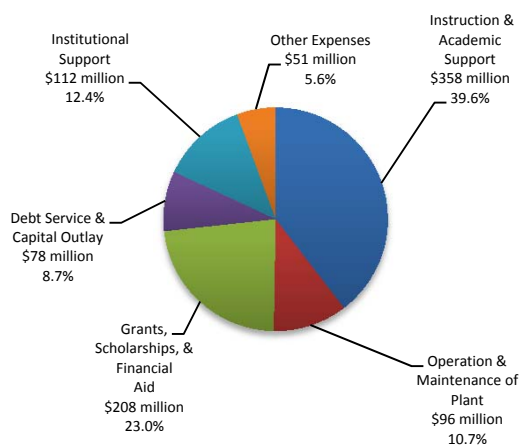
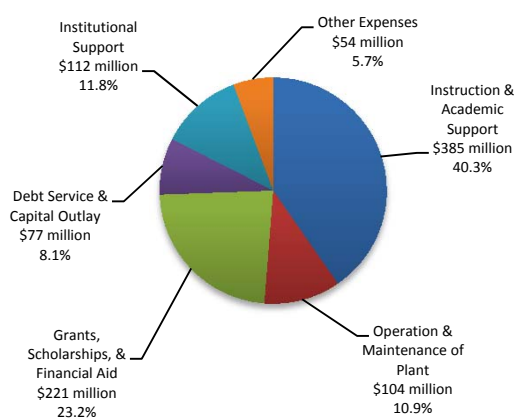
**DESIGNATED TUITION COLLECTED**

**AND USED - BY INSTITUTION**

Table 3

**The University of Texas System General Academic Institutions**  
**Designated Tuition Collected and Used**  
**For the Years Ended August 31, 2013 (Actual) and 2014 (Budget)**

	2013 Actual	2014 Budget
Designated Tuition Collected	\$ 900,576,489	\$ 952,781,572
Uses:		
Instruction & Academic Support	357,526,257	384,501,491
Operation & Maintenance of Plant	96,498,497	103,609,595
Grants, Scholarships, & Financial Aid	207,783,925	220,757,211
Debt Service & Capital Outlay	78,345,936	77,139,002
Institutional Support	112,158,772	112,242,014
Other Expenses	50,765,709	54,298,712
Total Uses	<u>903,079,096</u>	<u>952,548,025</u>
Excess (Deficiency) of Collections over Uses	<u>\$ (2,502,607)</u>	<u>\$ 233,547</u>
Tuition Set-asides for Resident Undergraduates and Graduates ( <i>Texas Education Code</i> Sections 56.011 & 56.012):		
Grants	\$ 44,414,518	\$ 44,468,127
Scholarships	37,989,950	41,403,228
Work-study Programs	2,487,962	2,341,873
Student Loans	-	-
Student Loan Repayment Assistance	-	-
B-On-Time	22,549,041	23,512,078
Total	<u>\$ 107,441,471</u>	<u>\$ 111,725,306</u>

**2013 Actual****2014 Budget**

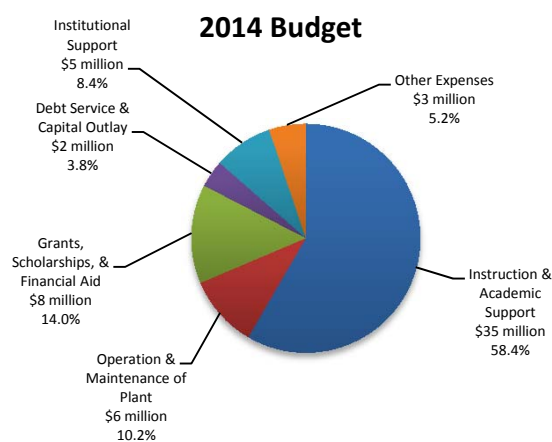
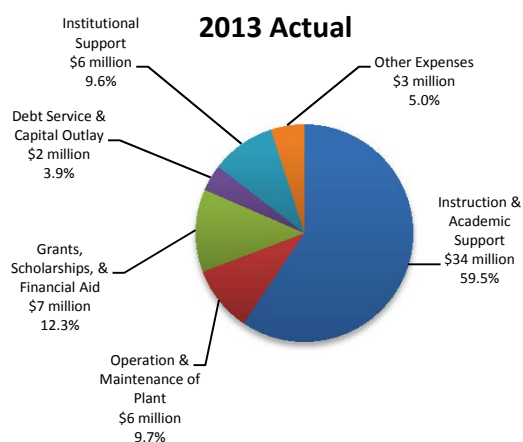
A Glossary of Terms is included as an Appendix.



Table 4

**The University of Texas System Health-Related Institutions**  
**Designated Tuition Collected and Used**  
**For the Years Ended August 31, 2013 (Actual) and 2014 (Budget)**

	2013 Actual	2014 Budget
Designated Tuition Collected	\$ 58,979,429	\$ 59,251,031
Uses:		
Instruction & Academic Support	34,206,892	34,673,942
Operation & Maintenance of Plant	5,608,719	6,081,792
Grants, Scholarships, & Financial Aid	7,079,468	8,290,572
Debt Service & Capital Outlay	2,263,948	2,279,025
Institutional Support	5,505,607	4,966,167
Other Expenses	2,869,623	3,098,106
Total Uses	<u>57,534,257</u>	<u>59,389,604</u>
Excess (Deficiency) of Collections over Uses	<u>\$ 1,445,172</u>	<u>\$ (138,573)</u>
Tuition Set-asides for Resident Undergraduates and Graduates ( <i>Texas Education Code</i> Sections 56.011 & 56.012):		
Grants	\$ -	\$ -
Scholarships	3,899,571	4,279,179
Work-study Programs	-	-
Student Loans	99,019	87,113
Student Loan Repayment Assistance	1,348,679	1,399,256
B-On-Time	92,790	91,238
Total	<u>\$ 5,440,059</u>	<u>\$ 5,856,786</u>

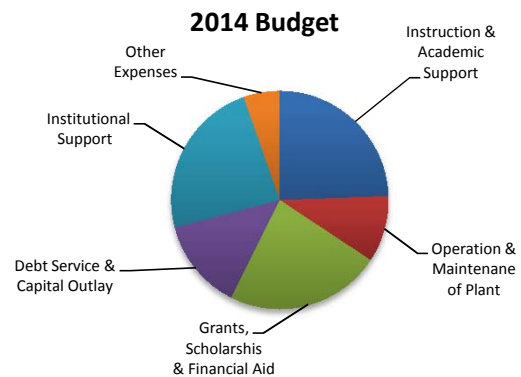
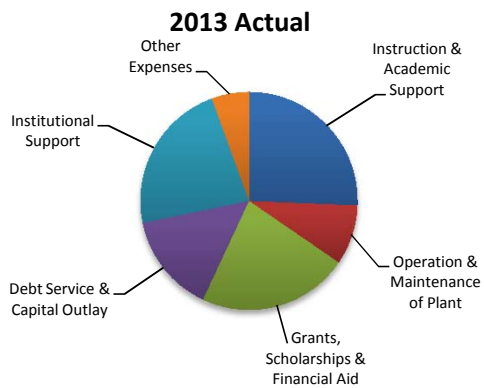


A Glossary of Terms is included as an Appendix.

Table 5

**The University of Texas at Arlington**  
**Designated Tuition Collected and Used**  
**For the Years Ended August 31, 2013 (Actual) and 2014 (Budget)**

	2013 Actual	2014 Budget
Designated Tuition Collected	\$ 132,509,665	\$ 136,802,153
Uses:		
Instruction & Academic Support	33,991,927	33,397,422
Operation & Maintenance of Plant	11,768,939	13,474,546
Grants, Scholarships & Financial Aid	29,741,307	31,624,119
Debt Service & Capital Outlay	19,580,165	18,528,495
Institutional Support	30,016,035	32,365,702
Other Expenses	7,411,292	7,411,869
Total Uses	<u>132,509,665</u>	<u>136,802,153</u>
Excess (Deficiency) of Collections over Uses	<u>\$ -</u>	<u>\$ -</u>
Tuition Set-asides for Resident Undergraduates and Graduates ( <i>Texas Education Code</i> Sections 56.011 & 56.012):		
Grants	\$ -	\$ -
Scholarships	16,800,513	16,385,536
Work-study Programs	-	-
Student Loans	-	-
Student Loan Repayment Assistance	-	-
B-On-Time	4,281,178	4,303,785
Total	<u>\$ 21,081,691</u>	<u>\$ 20,689,321</u>

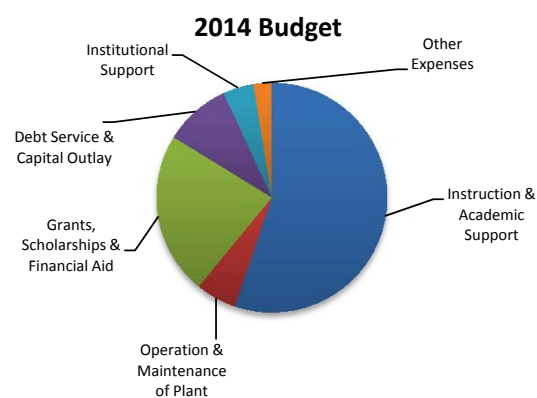
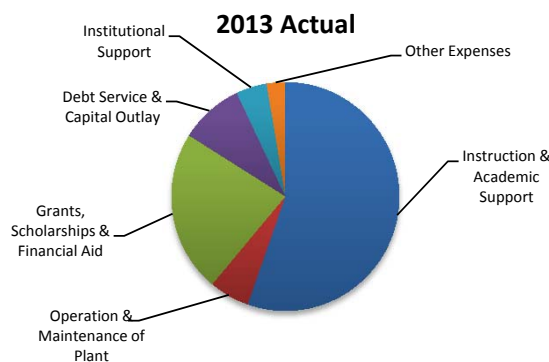


A Glossary of Terms is included as an Appendix.

Table 6

**The University of Texas at Austin**  
**Designated Tuition Collected and Used**  
**For the Years Ended August 31, 2013 (Actual) and 2014 (Budget)**

	2013 Actual	2014 Budget
Designated Tuition Collected	\$ 354,531,741	\$ 352,125,103
Uses:		
Instruction & Academic Support	196,277,130	194,353,332
Operation & Maintenance of Plant	20,283,106	20,130,309
Grants, Scholarships & Financial Aid	81,002,275	80,551,971
Debt Service & Capital Outlay	32,029,000	32,880,293
Institutional Support	15,558,608	15,129,683
Other Expenses	9,381,622	9,079,515
Total Uses	<u>354,531,741</u>	<u>352,125,103</u>
Excess (Deficiency) of Collections over Uses	<u>\$ -</u>	<u>\$ -</u>
Tuition Set-asides for Resident Undergraduates and Graduates ( <i>Texas Education Code</i> Sections 56.011 & 56.012):		
Grants	\$ 29,692,158	\$ 29,850,000
Scholarships	-	-
Work-study Programs	81,917	150,000
Student Loans	-	-
Student Loan Repayment Assistance	-	-
B-On-Time	7,511,574	7,500,000
Total	<u>\$ 37,285,649</u>	<u>\$ 37,500,000</u>



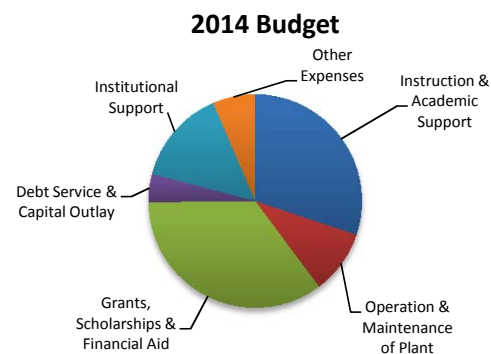
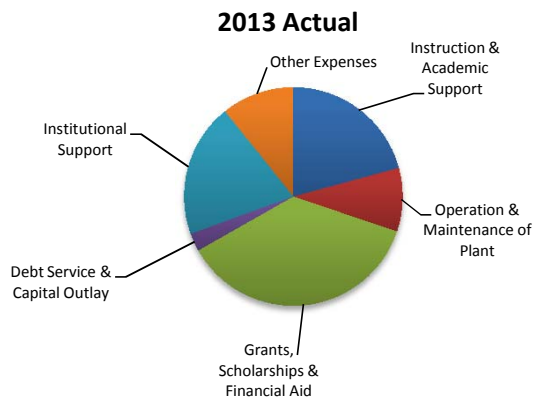
Note: Net of non-cash adjustments related to statutory exemptions and the Texas Tomorrow Fund, Designated Tuition Collected was \$337.3 million for FY 2013 and is anticipated to be \$334.9 million for FY 2014.

A Glossary of Terms is included as an Appendix.

Table 7

**The University of Texas at Dallas**  
**Designated Tuition Collected and Used**  
**For the Years Ended August 31, 2013 (Actual) and 2014 (Budget)**

	2013 Actual	2014 Budget
Designated Tuition Collected	\$ 121,985,978	\$ 166,803,000
Uses:		
Instruction & Academic Support	25,239,103	50,254,626
Operation & Maintenance of Plant	11,410,156	16,101,354
Grants, Scholarships & Financial Aid	44,502,927	58,443,123
Debt Service & Capital Outlay	3,258,436	7,135,070
Institutional Support	24,029,975	24,090,443
Other Expenses	13,076,320	10,778,384
Total Uses	<u>121,516,917</u>	<u>166,803,000</u>
Excess (Deficiency) of Collections over Uses	<u>\$ 469,061</u>	<u>\$ -</u>
Tuition Set-asides for Resident Undergraduates and Graduates ( <i>Texas Education Code</i> Sections 56.011 & 56.012):		
Grants	\$ -	\$ -
Scholarships	10,910,889	14,300,000
Work-study Programs	-	-
Student Loans	-	-
Student Loan Repayment Assistance	-	-
B-On-Time	2,630,013	3,193,000
Total	<u>\$ 13,540,902</u>	<u>\$ 17,493,000</u>

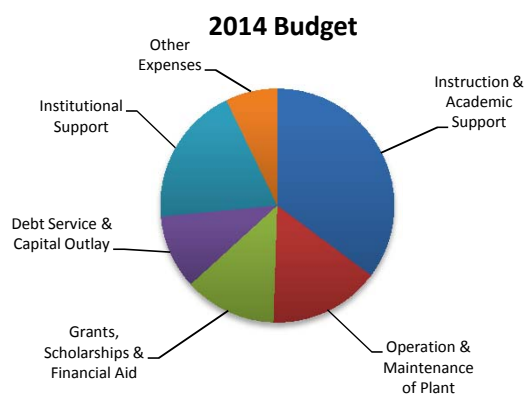
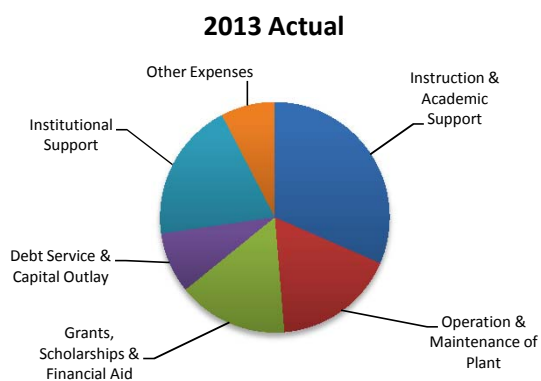


A Glossary of Terms is included as an Appendix.

Table 8

**The University of Texas at El Paso**  
**Designated Tuition Collected and Used**  
**For the Years Ended August 31, 2013 (Actual) and 2014 (Budget)**

	2013 Actual	2014 Budget
Designated Tuition Collected	\$ 68,055,618	\$ 72,339,463
Uses:		
Instruction & Academic Support	23,510,675	25,456,739
Operation & Maintenance of Plant	12,793,784	11,085,915
Grants, Scholarships & Financial Aid	11,569,382	9,202,592
Debt Service & Capital Outlay	6,382,464	7,408,644
Institutional Support	14,614,947	13,977,636
Other Expenses	5,704,146	5,198,112
Total Uses	<u>74,575,398</u>	<u>72,329,638</u>
Excess (Deficiency) of Collections over Uses	<u>\$ (6,519,780)</u>	<u>\$ 9,825</u>
Tuition Set-asides for Resident Undergraduates and Graduates ( <i>Texas Education Code</i> Sections 56.011 & 56.012):		
Grants	\$ 5,966,759	\$ 5,766,002
Scholarships	-	-
Work-study Programs	500,000	500,000
Student Loans	-	-
Student Loan Repayment Assistance	-	-
B-On-Time	1,898,121	2,152,364
Total	<u>\$ 8,364,880</u>	<u>\$ 8,418,366</u>

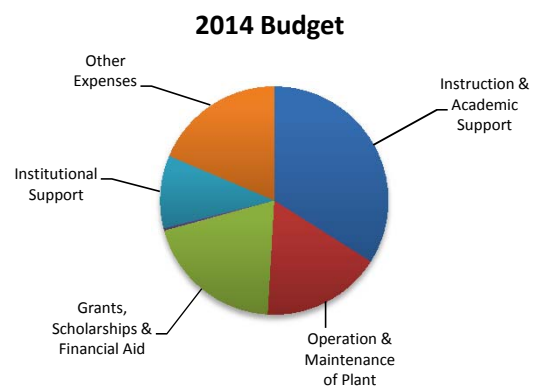
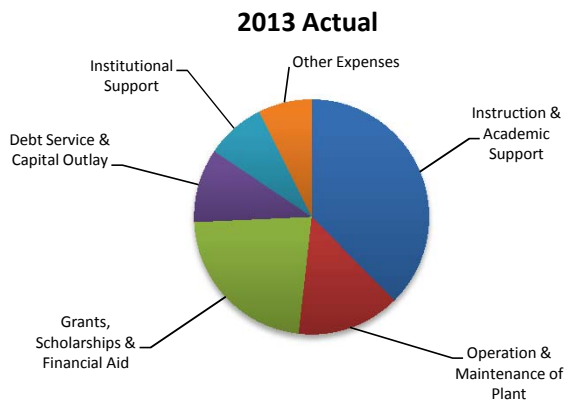


A Glossary of Terms is included as an Appendix.

Table 9

**The University of Texas - Pan American**  
**Designated Tuition Collected and Used**  
**For the Years Ended August 31, 2013 (Actual) and 2014 (Budget)**

	2013 Actual	2014 Budget
Designated Tuition Collected	\$ 59,094,701	\$ 62,237,105
Uses:		
Instruction & Academic Support	22,202,104	21,144,533
Operation & Maintenance of Plant	8,393,174	10,547,111
Grants, Scholarships & Financial Aid	13,296,617	12,339,662
Debt Service & Capital Outlay	6,004,475	200,000
Institutional Support	4,831,616	6,414,090
Other Expenses	4,366,715	11,591,709
Total Uses	<u>59,094,701</u>	<u>62,237,105</u>
Excess (Deficiency) of Collections over Uses	<u>\$ -</u>	<u>\$ -</u>
Tuition Set-asides for Resident Undergraduates and Graduates ( <i>Texas Education Code</i> Sections 56.011 & 56.012):		
Grants	\$ 5,344,894	\$ 5,516,579
Scholarships	190,000	190,000
Work-study Programs	16,486	-
Student Loans	-	-
Student Loan Repayment Assistance	-	-
B-On-Time	1,609,207	1,701,707
Total	<u>\$ 7,160,587</u>	<u>\$ 7,408,286</u>

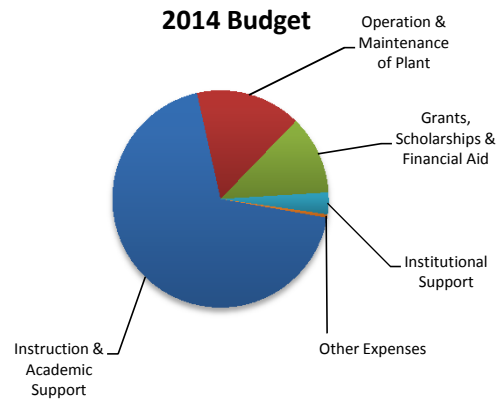
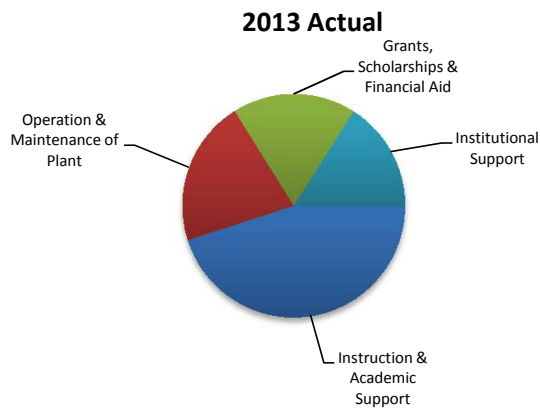


A Glossary of Terms is included as an Appendix.

Table 10

**The University of Texas at Brownsville**  
**Designated Tuition Collected and Used**  
**For the Years Ended August 31, 2013 (Actual) and 2014 (Budget)**

	2013 Actual	2014 Budget
Designated Tuition Collected	\$ 18,544,829	\$ 17,973,488
Uses:		
Instruction & Academic Support	8,240,327	12,349,175
Operation & Maintenance of Plant	3,855,805	2,834,519
Grants, Scholarships & Financial Aid	3,288,103	2,114,680
Debt Service & Capital Outlay	-	-
Institutional Support	2,924,992	584,114
Other Expenses	-	91,000
Total Uses	<u>18,309,227</u>	<u>17,973,488</u>
Excess (Deficiency) of Collections over Uses	<u>\$ 235,602</u>	<u>\$ -</u>
Tuition Set-asides for Resident Undergraduates and Graduates ( <i>Texas Education Code</i> Sections 56.011 & 56.012):		
Grants	\$ -	\$ -
Scholarships	1,013,223	1,250,953
Work-study Programs	464,559	266,873
Student Loans	-	-
Student Loan Repayment Assistance	-	-
B-On-Time	453,345	455,624
Total	<u>\$ 1,931,127</u>	<u>\$ 1,973,450</u>

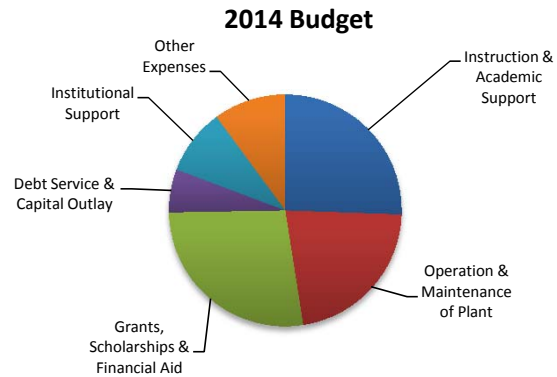
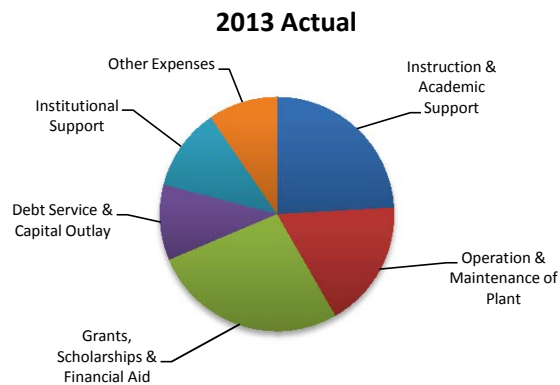


A Glossary of Terms is included as an Appendix.

Table 11

**The University of Texas of the Permian Basin**  
**Designated Tuition Collected and Used**  
**For the Years Ended August 31, 2013 (Actual) and 2014 (Budget)**

	2013 Actual	2014 Budget
Designated Tuition Collected	\$ 9,723,094	\$ 9,883,250
Uses:		
Instruction & Academic Support	2,164,960	2,497,048
Operation & Maintenance of Plant	1,581,722	2,146,400
Grants, Scholarships & Financial Aid	2,417,875	2,654,437
Debt Service & Capital Outlay	934,781	587,400
Institutional Support	1,021,814	898,350
Other Expenses	861,940	984,957
Total Uses	<u>8,983,092</u>	<u>9,768,592</u>
Excess (Deficiency) of Collections over Uses	<u>\$ 740,002</u>	<u>\$ 114,658</u>
Tuition Set-asides for Resident Undergraduates and Graduates ( <i>Texas Education Code</i> Sections 56.011 & 56.012):		
Grants	\$ 1,200,161	\$ 1,125,000
Scholarships	-	-
Work-study Programs	-	-
Student Loans	-	-
Student Loan Repayment Assistance	-	-
B-On-Time	271,176	245,000
Total	<u>\$ 1,471,337</u>	<u>\$ 1,370,000</u>



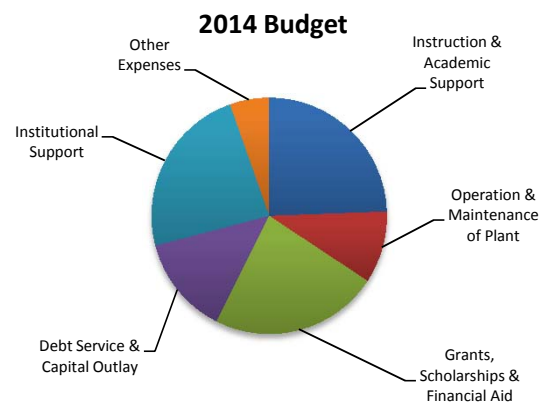
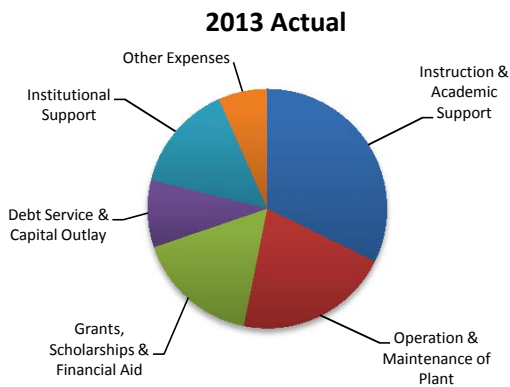
A Glossary of Terms is included as an Appendix.



Table 12

**The University of Texas at San Antonio**  
**Designated Tuition Collected and Used**  
**For the Years Ended August 31, 2013 (Actual) and 2014 (Budget)**

	2013 Actual	2014 Budget
Designated Tuition Collected	\$ 111,678,383	\$ 111,183,107
Uses:		
Instruction & Academic Support	36,030,580	35,710,863
Operation & Maintenance of Plant	23,326,070	23,667,772
Grants, Scholarships & Financial Aid	18,557,360	18,785,828
Debt Service & Capital Outlay	10,156,615	10,399,100
Institutional Support	16,185,826	15,943,237
Other Expenses	7,421,932	6,676,307
Total Uses	<u>111,678,383</u>	<u>111,183,107</u>
Excess (Deficiency) of Collections over Uses	\$ -	\$ -
Tuition Set-asides for Resident Undergraduates and Graduates ( <i>Texas Education Code</i> Sections 56.011 & 56.012):		
Grants	\$ -	\$ -
Scholarships	8,975,325	9,176,739
Work-study Programs	1,425,000	1,425,000
Student Loans	-	-
Student Loan Repayment Assistance	-	-
B-On-Time	3,124,027	3,190,198
Total	<u>13,524,352</u>	<u>13,791,937</u>

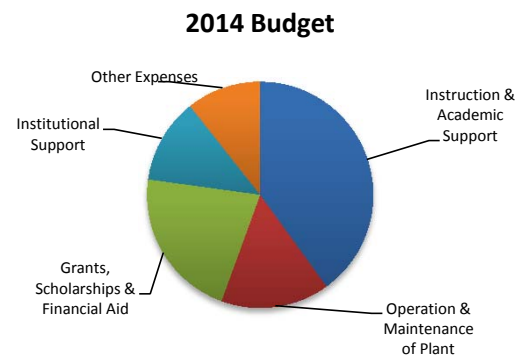
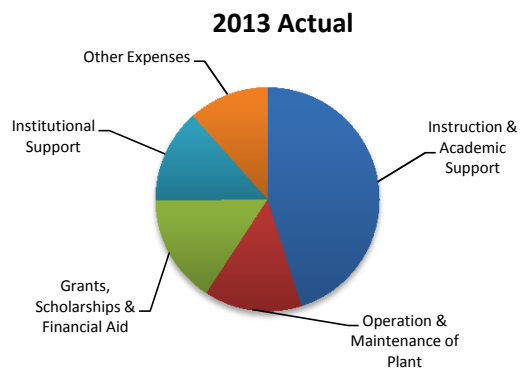


A Glossary of Terms is included as an Appendix.

Table 13

**The University of Texas at Tyler**  
**Designated Tuition Collected and Used**  
**For the Years Ended August 31, 2013 (Actual) and 2014 (Budget)**

	2013 Actual	2014 Budget
Designated Tuition Collected	\$ 24,452,480	\$ 23,434,903
Uses:		
Instruction & Academic Support	9,869,451	9,337,753
Operation & Maintenance of Plant	3,085,741	3,621,669
Grants, Scholarships & Financial Aid	3,408,079	5,040,799
Debt Service & Capital Outlay	-	-
Institutional Support	2,974,959	2,838,759
Other Expenses	2,541,742	2,486,859
Total Uses	<u>21,879,972</u>	<u>23,325,839</u>
Excess (Deficiency) of Collections over Uses	<u>\$ 2,572,508</u>	<u>\$ 109,064</u>
Tuition Set-asides for Resident Undergraduates and Graduates ( <i>Texas Education Code</i> Sections 56.011 & 56.012):		
Grants	\$ 2,210,546	\$ 2,210,546
Scholarships	100,000	100,000
Work-study Programs	-	-
Student Loans	-	-
Student Loan Repayment Assistance	-	-
B-On-Time	770,400	770,400
Total	<u>\$ 3,080,946</u>	<u>\$ 3,080,946</u>

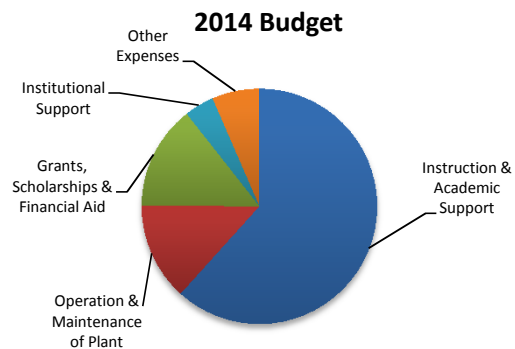
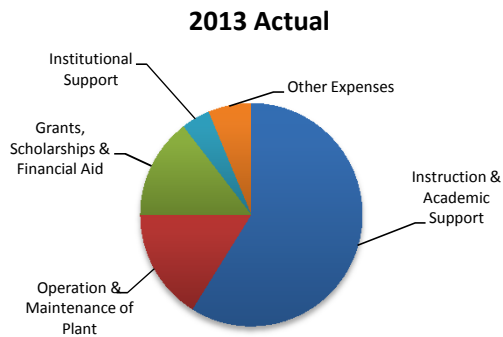


A Glossary of Terms is included as an Appendix.

Table 14

**The University of Texas Southwestern Medical Center**  
**Designated Tuition Collected and Used**  
**For the Years Ended August 31, 2013 (Actual) and 2014 (Budget)**

	2013 Actual	2014 Budget
Designated Tuition Collected	\$ 12,400,413	\$ 12,758,225
Uses:		
Instruction & Academic Support	6,634,571	7,149,999
Operation & Maintenance of Plant	1,806,855	1,552,758
Grants, Scholarships & Financial Aid	1,645,166	1,659,468
Debt Service & Capital Outlay	-	-
Institutional Support	471,174	473,770
Other Expenses	708,846	756,116
Total Uses	<u>11,266,612</u>	<u>11,592,111</u>
Excess (Deficiency) of Collections over Uses	<u>\$ 1,133,801</u>	<u>\$ 1,166,114</u>
Tuition Set-asides for Resident Undergraduates and Graduates ( <i>Texas Education Code</i> Sections 56.011 & 56.012):		
Grants	\$ -	\$ -
Scholarships	1,131,346	1,166,114
Work-study Programs	-	-
Student Loans	-	-
Student Loan Repayment Assistance	-	-
B-On-Time	2,455	-
Total	<u>\$ 1,133,801</u>	<u>\$ 1,166,114</u>

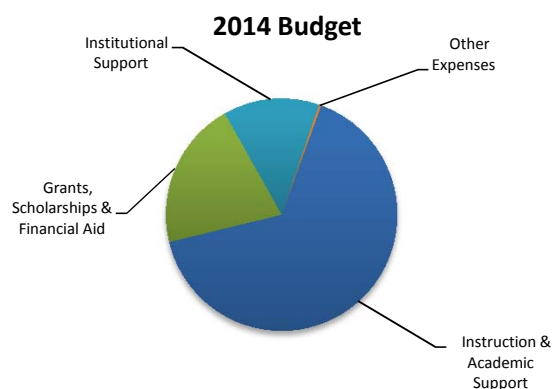
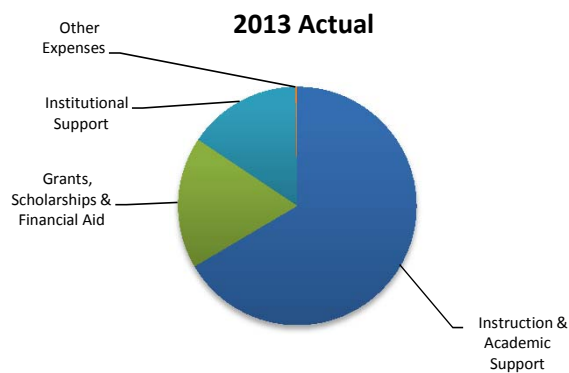


A Glossary of Terms is included as an Appendix.

Table 15

**The University of Texas Medical Branch at Galveston**  
**Designated Tuition Collected and Used**  
**For the Years Ended August 31, 2013 (Actual) and 2014 (Budget)**

	2013 Actual	2014 Budget
Designated Tuition Collected	\$ 15,858,022	\$ 15,808,185
Uses:		
Instruction & Academic Support	12,106,219	11,221,658
Operation & Maintenance of Plant	-	-
Grants, Scholarships & Financial Aid	3,246,991	3,524,174
Debt Service & Capital Outlay	-	-
Institutional Support	2,796,713	2,297,463
Other Expenses	47,917	50,155
Total Uses	<u>18,197,840</u>	<u>17,093,450</u>
Excess (Deficiency) of Collections over Uses	<u>\$ (2,339,818)</u>	<u>\$ (1,285,265)</u>
Tuition Set-asides for Resident Undergraduates and Graduates ( <i>Texas Education Code</i> Sections 56.011 & 56.012):		
Grants	\$ -	\$ -
Scholarships	-	-
Work-study Programs	-	-
Student Loans	99,019	87,113
Student Loan Repayment Assistance	1,348,679	1,399,256
B-On-Time	-	-
Total	<u>\$ 1,447,698</u>	<u>\$ 1,486,369</u>

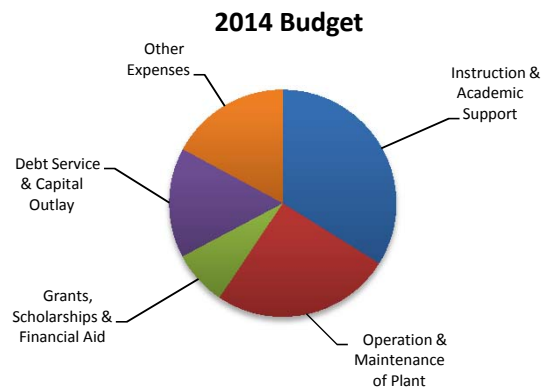
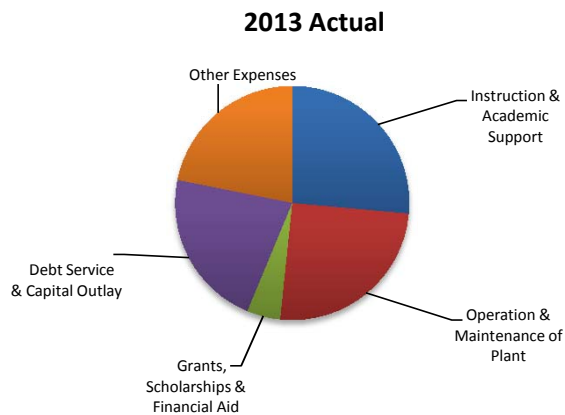


A Glossary of Terms is included as an Appendix.

Table 16

**The University of Texas Health Science Center at Houston**  
**Designated Tuition Collected and Used**  
**For the Years Ended August 31, 2013 (Actual) and 2014 (Budget)**

	2013 Actual	2014 Budget
Designated Tuition Collected	\$ 11,686,385	\$ 12,648,504
Uses:		
Instruction & Academic Support	2,399,525	4,284,478
Operation & Maintenance of Plant	2,287,937	3,229,879
Grants, Scholarships & Financial Aid	419,286	989,993
Debt Service & Capital Outlay	1,987,004	1,979,025
Institutional Support	-	-
Other Expenses	1,982,465	2,165,129
Total Uses	<u>9,076,217</u>	<u>12,648,504</u>
Excess (Deficiency) of Collections over Uses	<u>\$ 2,610,168</u>	<u>\$ -</u>
Tuition Set-asides for Resident Undergraduates and Graduates ( <i>Texas Education Code</i> Sections 56.011 & 56.012):		
Grants	\$ -	\$ -
Scholarships	998,340	989,993
Work-study Programs	-	-
Student Loans	-	-
Student Loan Repayment Assistance	-	-
B-On-Time	90,335	91,238
Total	<u>\$ 1,088,675</u>	<u>\$ 1,081,231</u>

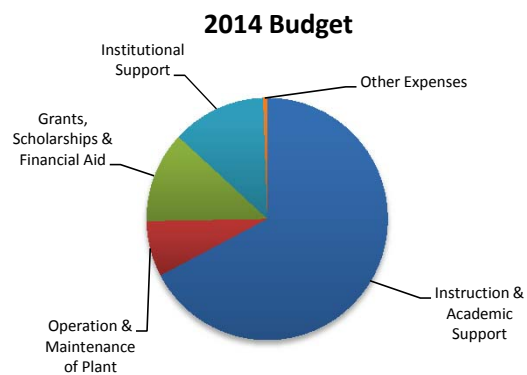
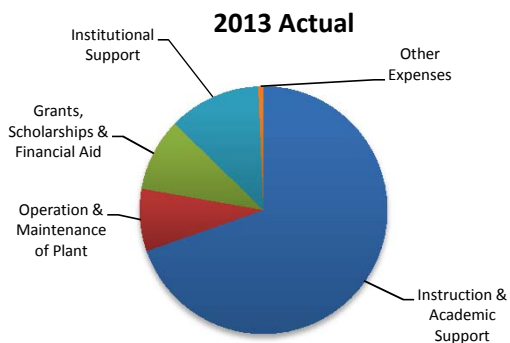


A Glossary of Terms is included as an Appendix.

Table 17

**The University of Texas Health Science Center at San Antonio**  
**Designated Tuition Collected and Used**  
**For the Years Ended August 31, 2013 (Actual) and 2014 (Budget)**

	2013 Actual	2014 Budget
Designated Tuition Collected	\$ 18,605,367	\$ 17,435,944
Uses:		
Instruction & Academic Support	12,955,300	11,727,394
Operation & Maintenance of Plant	1,513,927	1,299,155
Grants, Scholarships & Financial Aid	1,768,025	2,116,937
Debt Service & Capital Outlay	-	-
Institutional Support	2,237,720	2,194,934
Other Expenses	130,395	97,524
Total Uses	<u>18,605,367</u>	<u>17,435,944</u>
Excess (Deficiency) of Collections over Uses	<u>\$ -</u>	<u>\$ -</u>
Tuition Set-asides for Resident Undergraduates and Graduates ( <i>Texas Education Code</i> Sections 56.011 & 56.012):		
Grants	\$ -	\$ -
Scholarships	1,768,025	2,116,937
Work-study Programs	-	-
Student Loans	-	-
Student Loan Repayment Assistance	-	-
B-On-Time	-	-
Total	<u>\$ 1,768,025</u>	<u>\$ 2,116,937</u>

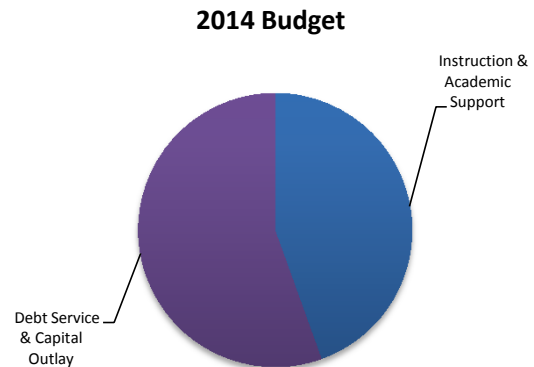
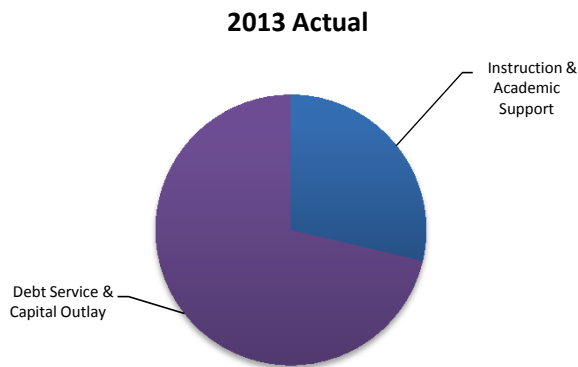


A Glossary of Terms is included as an Appendix.

Table 18

**The University of Texas M. D. Anderson Cancer Center**  
**Designated Tuition Collected and Used**  
**For the Years Ended August 31, 2013 (Actual) and 2014 (Budget)**

	2013 Actual	2014 Budget
Designated Tuition Collected	\$ 409,820	\$ 540,459
Uses:		
Instruction & Academic Support	111,277	240,459
Operation & Maintenance of Plant	-	-
Grants, Scholarships & Financial Aid	-	-
Debt Service & Capital Outlay	276,944	300,000
Institutional Support	-	-
Other Expenses	-	-
Total Uses	<u>388,221</u>	<u>540,459</u>
Excess (Deficiency) of Collections over Uses	<u>\$ 21,599</u>	<u>\$ -</u>
Tuition Set-asides for Resident Undergraduates and Graduates ( <i>Texas Education Code</i> Sections 56.011 & 56.012):		
Grants	\$ -	\$ -
Scholarships	-	-
Work-study Programs	-	-
Student Loans	-	-
Student Loan Repayment Assistance	-	-
B-On-Time	-	-
Total	<u>\$ -</u>	<u>\$ -</u>

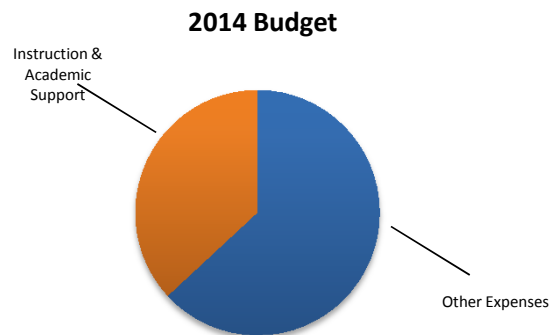


A Glossary of Terms is included as an Appendix.

Table 19

**The University of Texas Health Science Center at Tyler**  
**Designated Tuition Collected and Used**  
**For the Years Ended August 31, 2013 (Actual) and 2014 (Budget)**

	2013 Actual	2014 Budget
Designated Tuition Collected	\$ 19,422	\$ 59,714
Uses:		
Instruction & Academic Support	-	49,954
Operation & Maintenance of Plant	-	-
Grants, Scholarships & Financial Aid	-	-
Debt Service & Capital Outlay	-	-
Institutional Support	-	-
Other Expenses	-	29,182
Total Uses	-	79,136
Excess (Deficiency) of Collections over Uses	\$ 19,422	\$ (19,422)
Tuition Set-asides for Resident Undergraduates and Graduates ( <i>Texas Education Code</i> Sections 56.011 & 56.012):		
Grants	\$ -	\$ -
Scholarships	1,860	6,135
Work-study Programs	-	-
Student Loans	-	-
Student Loan Repayment Assistance	-	-
B-On-Time	-	-
Total	\$ 1,860	\$ 6,135



A Glossary of Terms is included as an Appendix.



## **APPENDIX**

### **GLOSSARY OF TERMS**

## GLOSSARY OF TERMS

**Designated Tuition Collected:** Represents all tuition collected under Section 54.0513, *Texas Education Code*. This includes tuition above and below the prior law's statutory cap of \$46 per semester credit hour and also includes mandatory set-asides required by Sections 56.011 and 56.012, *Texas Education Code*, as well as those required to fund the B-On-Time program. Revenue recognized related to statutory exemptions and Texas Tomorrow Fund discounts in the institutions' annual financial reports is included even though no cash is actually received.

**Instruction and Academic Support:** Expenditures for salaries, wages, and all other costs related to those engaged in the teaching function and academic department leadership (e.g. academic deans' offices). Elements include teaching equipment, the salaries of faculty, teaching assistants, lecturers, and the operating cost of instructional departments. Library materials, related salaries, and operating costs are also included as are costs associated with academic computing support.

**Operation and Maintenance of Plant:** Expenditures for the operation and maintenance of the physical plant including all expenditures for operations established to provide services and maintenance related to grounds and facilities. Also included is fire protection, property insurance, and similar items. Specifically included are salaries, wages, supplies, materials, and other expenses necessary to keep each building in good repair and usable condition. Also includes utilities and expenses necessary to keep the buildings in a clean and sanitary condition, provide upkeep of all lands designated as campus property (improved and unimproved) not occupied by actual buildings.

**Grants, Scholarships and Financial Aid:** Expenditures for grants, scholarships, and financial aid in the form of grants to students resulting from selection by the institution or from an entitlement program. Expenditures of Tuition Set-Asides for Resident Undergraduates and Graduates required by Sections 56.011 and 56.012, *Texas Education Code*, are a component of this category. Tuition exemptions recognized for the institutions' annual financial reports are also included.

**Debt Service and Capital Outlay:** Reflects debt service activity including both the principal and interest portions of mandatory debt service transfers under the U. T. System Revenue Financing System. Also included are funds used for major repair, rehabilitation, and renovation of existing buildings and facilities, as well as funds to supplement major capital projects.

**Institutional Support:** Includes expenditures for salaries and wages and other costs associated with central executive-level activities concerned with management and long-range planning for the entire institution.

**Other Expenses:** Includes expenditures for non-instructional services beneficial to individuals and groups external to the institution (i.e. community or public service), salaries and wages and other costs associated with the support of research conducted by faculty members, and non-operating expenses not directly associated with the primary missions of U. T. System components and not included in another category. Expenditures for administrative activities providing benefit to students such as admissions and registrar functions (i.e. student services). Similarly, this category also may include student activities and organizations, counseling and career guidance, and student aid administration. Although discouraged by U. T. System, any expenditure for non-student service related auxiliary activities would be included in this category.

**Tuition Set-Asides for Resident Undergraduates and Graduates:** Includes amounts required to be set aside from Designated Tuition Collected for resident undergraduate and graduate assistance under Sections 56.011 and 56.102, *Texas Education Code*.

Prepared by:  
U. T. System Office of the Controller  
201 W. Seventh Street, ASH 5  
Austin, Texas 78701  
p 512.499.4527  
[controllersoffice@utsystem.edu](mailto:controllersoffice@utsystem.edu)