

THE UNIVERSITY OF TEXAS SYSTEM ADMINISTRATION
 CHANCELLOR'S DOCKET NO. 79

See Page 14 for
 Regental approval
 via the Business
 Affairs and Audit
 Committee.


October 24, 1994

TO MEMBERS OF THE BUSINESS AFFAIRS AND AUDIT COMMITTEE:

Tom Loeffler, Chairman
 Robert J. Cruikshank
 Martha E. Smiley

The Docket for The University of Texas System Administration and the Dockets recommended by the Chief Administrative Officers concerned and prepared by the component institutions listed below are herewith submitted for ratification or approval, as appropriate, at the meeting of the U. T. System Board of Regents on December 1, 1994. The appropriate Executive Vice Chancellors and I concur in these recommendations.

<u>Institutions</u>	<u>Pages</u>
The University of Texas System Administration	C-1 through C-18
The University of Texas at Arlington	AR-1 through AR-12
The University of Texas at Austin	A-1 through A-40
The University of Texas at Brownsville	B-1 through B-6
The University of Texas at Dallas	D-1 through D-10
The University of Texas at El Paso	EP-1 through EP-9
The University of Texas - Pan American	PA-1 through PA-5
The University of Texas of the Permian Basin	PB-1 through PB-3
The University of Texas at San Antonio	SA-1 through SA-8
The University of Texas at Tyler	TA-1 through TA-7
The University of Texas Southwestern Medical Center at Dallas	HD-1 through HD-15
The University of Texas Medical Branch at Galveston	G-1 through G-8
The University of Texas Health Science Center at Houston	HH-1 through HH-15
The University of Texas Health Science Center at San Antonio	HS-1 through HS-12
The University of Texas M. D. Anderson Cancer Center	CC-1 through CC-10
The University of Texas Health Center at Tyler	HT-1 through HT-6


 William H. Cunningham
 Chancellor

WHC:at

xc: Tom Hicks
 Zan W. Holmes, Jr.
 Lowell H. Lebermann, Jr.
 Mario E. Ramirez, M.D.

Bernard Rapoport
 Ellen C. Temple
 James P. Duncan
 Charles B. Mullins, M.D.

THE UNIVERSITY OF TEXAS SYSTEM ADMINISTRATION

U. T. BOARD OF REGENTS' MEETING

DECEMBER 1, 1994

TABLE OF CONTENTS

	<u>Page</u>
Business Contracts for Services	C- 3
Land Matters, including Standard Easements, Surface Leases Permits and Water Contracts	C- 4
Medical and Dental Services, Research and Development Programs/Physicians Referral Service	C- 9
Adjustments to the 94-95 System-Wide Pay Plan	C-17
Land and Investment Report (See attachment L & I 1-86)	C-18

THE UNIVERSITY OF TEXAS SYSTEM ADMINISTRATION

U. T. BOARD OF REGENTS' MEETING

DECEMBER 1, 1994

BUSINESS CONTRACTS FOR SERVICES

The following contracts have been awarded, have been administratively approved, and are recommended for ratification by the U. T. Board of Regents:

(FUNDS GOING OUT)

1. Agency: Texas General Land Office
Funds: \$18,750
Period: September 1, 1994 - August 31, 1995
Title/Description: Provide inspection of U. T. System land in El Paso County, Texas
HUB: No
 2. Agency: Laidlaw Environmental Services (TES), Inc.
Funds: Fees for individual items handled vary per contract
Period: Original contract for September 1, 1993 - August 31, 1994 and extension for September 1, 1994 - August 31, 1995
Title/Description: Provide waste management, handling, transportation, and disposal services as needed
HUB: No
 3. Agency: Anthem Benefit Services Incorporated (ABS)
Funds: Amount varies for individual items
Period: September 1, 1993 until terminated by either party
Title/Description: ABS serves as administrative/fiscal agent on the day-to-day management of the self-insured medical plan and as claims administrator on the self-insured dental plan
HUB: No
- The appointment of Anthem Group Services Corporation (AGS) and Anthem Health Systems Inc. (AHS) was approved by the U. T. Board of Regents via agenda at the April, 1993 meeting. AGS and AHS have merged to form Anthem Benefit Services Incorporated and this agreement supersedes the previous agreement effective September 1, 1992.
4. Agency: J. L. Davis
Funds: -\$0-
Period: April 4, 1994 - until gas plant investigation is completed
Title/Description: To allow access to the Big Lake Gas Plant in Reagan County for gas plant investigation
HUB: No
 5. Agency: Natural Gas Association of Colorado
Funds: \$20,000
Period: March 18, 1994 - August 31, 1994
Title/Description: To provide services in connection with the investigation of the Big Lake Gas Plant in Reagan County
HUB: No

THE UNIVERSITY OF TEXAS SYSTEM ADMINISTRATION
U. T. BOARD OF REGENTS' MEETING
DECEMBER 1, 1994

(BUSINESS CONTRACTS SUPPLEMENTAL INFORMATION)

Total Number of Contracts:	5
Total Number Awarded to HUBS:	-0-
% of Total Number of Contracts Awarded to HUBS:	0%

Total Funds:	\$38,750
Total Funds Awarded to HUBS:	-0-
% of Total Funds Awarded to HUBS:	0%

THE UNIVERSITY OF TEXAS SYSTEM ADMINISTRATION
U. T. BOARD OF REGENTS' MEETING
DECEMBER 1, 1994
LAND MATTERS. INCLUDING STANDARD EASEMENTS,
SURFACE LEASES, PERMITS AND WATER CONTRACTS

LAND MATTERS

Easement and Surface Lease Nos. 8744 - 8756, Material Source Permit No. 8756, Amended Flexible Grazing Lease No. 0215, Geophysical Permit Nos. 4365 - 4368, Water Contract Nos. 219W and 260W and Salt Water Disposal Contract Nos. 123D & 124D. --It is recommended by the Executive Vice Chancellor for Business Affairs that the following applications for easements and surface leases, material source permit 8756, amended flexible grazing lease, geophysical permits, water contracts and salt water disposal contracts be ratified and the appropriate filing fees be accepted. All have been approved as to content by the appropriate officials. Payment for each has been received unless otherwise indicated, and each document is on the University's standard form when applicable and is at the standard rate effective February 1, 1986, unless otherwise indicated.

Easements and Surface Leases Nos. 8744 - 8756

No.	Company	Type	County	Block #	Distance	Period	Consideration
8744	City of Grandfalls	Pipe Line Water	Ward	16	644.55 rods of 11" line	4/1/95 3/31/2005	\$3,222.73
8745	Henry Petroleum Corp. (Renewal of #6270)	Pipe Line SWD	Reagan	2	548.85 rods of 2" line	10/1/94 9/30/2004	2,469.83
8746	MW Petroleum Corporation (Renewal of #6163))	Pipe Line SWD	Andrews	3 & 8	294.00 rods of 3 1/2" line	6/1/94 5/31/2004	1,323.00
8747	J.M. Huber Corporation (Renewal of #6312)	Power Line Distribution	Andrews	13	65.31 rods of single line	12/1/94 11/30/2004	400.00 (Min.)
8748	Vinson Operating Company (Renewal of #6326)	Pipe Line Gas	Crockett	30	1,165.57 rods of 3" line	10/1/94 9/30/2004	5,245.07
8749	Texas Utilities Electric (Renewal of #6251)	Surface Lease Electric Sub-station	Andrews	5	1.6 acres approximately	12/1/94 11/30/95	500.00

No.	Company	Type	County	Block #	Distance	Period	Consideration
8750	Mustar Joint Venture (Renewal of #6252)	Pipe Line Gas	Upton	3 & 58	55.12 rods of 4 1/2" line	12/1/94 11/30/2004	\$400.00 (Min.)
8751	Rio Grande Electric Coop. Inc. (Renewal of #6169)	Power Line Transmission	Hudspeth	F, G, H, J, K & L	11,075.32 rods of H-Frame Wood	11/1/94 10/31/2004	55,376.60
8752	El Paso Electric Company (Renewal of #6211)	Power Line Distribution	El Paso	L	164.40 rods of single line	1/1/95 12/31/2004	400.00 (Min.)
8753	Stellar Energy Corporation (Renewal of #6279)	Pipe Line Gas	Schleicher	53 & 54	3,289.15 rods of 8 5/8" line & 754.00 rods of 4 1/2" line	11/1/94 10/31/2004	18,194.17
8754	American Telephone & Telegraph Company (Renewal of #5436)	Surface Lease Radio Relay Station	Hudspeth	J & K	1.20 acres approximately	7/1/91 6/30/95	2,000.00
8755	American Telephone & Telegraph Company (Renewal of #5437)	Surface Lease Radio Relay Station	Hudspeth	G	1 acre approximately	7/1/91 6/30/95	2,000.00
8756	Addwest Minerals, Inc.	Surface Lease Yard & Road Right-of-Way	Hudspeth	A, B, & C	1,280.00 rods approximately	1/1/95 12/31/2004	40,000.00

Material Source Permit (included within surface lease #8756 right-of-way agreement)

No.	Grantee	County	Block	Quantity	Consideration
8756	Addwest Minerals, Inc.	Hudspeth	A	50,000 cubic yds. of caliche	\$ 75,000.00

Amended Flexible Grazing Lease No. 0215

No.	Lessee	County	Block	Acreage	Period	Per Acre	Minimum Annual Rental	Semi-Annual Rental
0215	Linda Owens Gage & Kenneth Ray Gage	Crockett	29	11,911.00	1/1/92 12/31/2001	\$0.91	\$10,839.01	\$5,419.51

Geophysical Permit Nos. 4365 - 4368

No	Company	Area	Blocks and Counties	Period	Consideration
4365	Western Geophysical Company for Santa Fe Energy Company	One	1 through 14, Andrews, Gaines and Martin Counties	9/6/94 12/5/94	\$400.00
4366	Dawson Geophysical Company for Blanco Oil Company	Nine	38 through 57, Crockett, Irion, Reagan and Schleicher Counties	9/5/94 12/4/94	400.00
4367	Dawson Geophysical Company for Enron Oil and Gas Company	Five	16 through 21, Loving, Ward and Winkler Counties	10/7/94 1/6/95	400.00
4368	Western Geophysical for Western Geophysical	One	1 through 14, Andrews, Gaines and Martin Counties	10/10/94 1/9/95	400.00

C-7

Water Contracts No. 219W & 260W

CNT NO.	Grantor	Block No.	County	Term 5 Years	Rental Rate	ROY/MGAL Or Sales	Minimum Royalty
219W	Delhi Gas Pipeline Corp (Renewal)	16	Ward	09/01/94 08/31/99	500.00/5 Yrs	.30¢/Mgal 12.5%	\$ 500.00/Yr
260W	American Processing L.P.	16	Ward	04/01/94 03/31/99	100.00/5 Yrs	.30¢/Mgal	\$ 500.00/Yr

Salt Water Disposal Contract Nos. 123D & 124D

No.	Company	Type Permit	County	Block	Or Area	Period	Consideration
123D	Mobil Exploration & Prod. (Renewal of No. 67D)	SWD	Andrews	8	1 acre	8/10/94 8/09/99	\$ 2,500.00/Yr
124D	Coastal Management Corp. (New)	SWD	Loving	19 7/13/99	1 acre	8/01/94	1,000.00/Yr

THE UNIVERSITY OF TEXAS SYSTEM ADMINISTRATION
U. T. BOARD OF REGENTS' MEETING
DECEMBER 1, 1994
MEDICAL AND DENTAL SERVICES, RESEARCH
AND DEVELOPMENT PROGRAMS/PHYSICIANS
REFERRAL SERVICE

The University of Texas System Medical Services, Research,
and Development Plan Practice Report for the Year
Ended August 31, 1994

Article III, Section 30 of the General Appropriations Act, 73rd Legislature, charges the State Auditor's Office with developing a uniform reporting system for all practice plan. Institutions of higher education with public medical schools must file an annual report "showing the use of practice plan funds" Thus, the following new reporting format was developed by the institutions along with the State Auditor's Office.

U. T. SYSTEM HEALTH INSTITUTIONS AUGUST 31, 1994

	UTSWMC- DALLAS	UTMB- GALVESTON	UTHSC- HOUSTON	UTHSC- SAN ANTONIO	UTMDACC- HOUSTON	UTHC- TYLER	TOTAL
Beginning Fund Balance, 9/1/93	\$80,828,322	\$32,835,391	\$31,231,311	\$28,536,488	\$41,053,260	\$2,441,723	\$196,924,495
Gross Charges	\$310,540,679	\$175,805,050	\$169,472,644	\$107,258,787	\$163,099,767	\$15,581,805	\$941,756,732
Less:							
Un-sponsored Charity Care	\$148,335,029	\$59,024,688	\$83,025,867	\$62,120,600	\$55,015,377	\$7,297,731	\$412,819,292
Professional Courtesy	\$516,032	\$98,779	\$750,329	\$30,859	\$287,510	\$0	\$1,683,509
Contractual Adjustments	\$7,266,174	\$16,374,055	\$7,391,198	\$1,143,186	\$3,602,263	\$450,985	\$36,227,861
Bad Debt Write-offs	\$20,018,830	\$18,951,400	\$4,987,916	\$1,572,879	\$30,956	\$785,116	\$44,347,097
Other Unreimbursed Medical Costs	\$3,344,584	\$4,545,937	(\$277,547)	\$289,105	\$752,874	\$55,328	\$8,710,261
Change in Accounts Receivable	\$3,138,253	\$8,609,624	\$4,037,572	\$1,027,800	\$2,254,452	(\$287,219)	\$18,780,482
TOTAL LESS	\$180,618,882	\$105,604,483	\$99,915,335	\$66,184,429	\$61,943,432	\$8,301,941	\$522,568,502
Net Collections	\$129,921,796	\$70,200,567	\$69,557,309	\$41,072,358	\$101,156,335	\$7,279,864	\$419,188,230
Investment Revenues	\$1,000,255	\$260,713	\$796,290	\$1,121,437	\$1,008,159	\$41,337	\$4,228,191
Other Additions	\$471,641	\$14,872,854	\$43,334,722	\$71,138	\$5,198,658	\$233,123	\$63,982,136
TOTAL REVENUES AND OTHER ADDITIONS	\$131,393,692	\$85,134,134	\$113,688,321	\$42,264,933	\$107,363,152	\$7,554,324	\$487,398,557
Expenditures and Other Deductions:							
Faculty Salaries	\$39,736,547	\$29,590,871	\$37,077,952	\$11,100,588	\$38,344,962	\$3,605,064	\$159,455,984
Staff Salaries	\$26,408,503	\$2,295,031	\$17,859,645	\$8,196,425	\$8,615,995	\$605,476	\$63,981,075
Resident Salaries	\$0	\$1,848,720	\$0	\$0	\$0	\$0	\$1,848,720
Fringe Benefits	\$22,239,011	\$13,268,082	\$22,183,885	\$10,804,045	\$21,629,583	\$1,466,093	\$91,590,709
Maintenance and Operations	\$20,220,895	\$30,267,709	\$12,691,319	\$5,624,550	\$16,944,157	\$1,216,211	\$86,964,641
Professional Liability Insurance	\$5,201,197	\$3,135,969	\$3,122,023	\$4,915,407	\$4,953,041	\$506,844	\$21,834,481
Debt Service	\$1,794,231	\$0	\$0	\$0	\$0	\$0	\$1,794,231
Travel	\$1,665,764	\$2,071,580	\$832,392	\$674,041	\$2,078,338	\$97,288	\$7,419,403
Capital Outlay	\$4,513,145	\$1,935,012	\$2,335,839	\$498,506	\$745,088	\$4,872	\$10,032,462
Official Functions	\$401,974	\$205,668	\$864,039	\$65,302	\$37,296	\$52,997	\$1,627,276
Change in Inventory	(\$13,727)						
Other	\$0	\$0	\$0	\$0	\$0	\$4,199	\$4,199
New Programs: Transfer to Endowment	\$1,300,000	\$0	\$0	\$210,000	\$0	\$0	\$1,510,000
Other	\$269,108	\$332,072	\$5,075,103	\$776,074	\$500,000	\$0	\$6,952,357
TOTAL NEW PROGRAMS	\$1,569,108	\$332,072	\$5,075,103	\$986,074	\$500,000	\$0	\$8,462,357
TOTAL EXPENDITURES AND OTHER DEDUCTIONS	\$123,736,448	\$84,950,724	\$102,042,197	\$42,864,938	\$93,848,460	\$7,559,044	\$455,011,339
Excess of Revenues and Other Additions over Expenditures and Other Deductions	\$7,657,244	\$183,410	\$11,646,124	(\$600,005)	\$13,514,692	(\$4,720)	\$32,387,218
NET CHANGE IN ACCOUNTS RECEIVABLE	\$3,138,253						
Ending Fund Balance, 8/31/94	\$71,621,819	\$33,018,801	\$42,877,435	\$27,936,483	\$54,567,952	\$2,437,003	\$229,311,713

Notes submitted by the Institutions are included on the reverse side of this page.

Prepared By: U. T. System Office of Health Affairs
Source: U. T. System Health Institutions' Submissions

THE UNIVERSITY OF TEXAS SYSTEM HEALTH COMPONENT INSTITUTIONS
MSRDP YEAR-TO-DATE SUMMARY OF OPERATIONS
FOR THE YEAR ENDING AUGUST 31, 1994
NOTES

Institution	Title of Line Item	Note
UTSWMC-Dallas	NA	NA
UTMB-Galveston	NA	NA
UTHSC-Houston	Beginning Fund Balance, 9/1/93	The beginning balance has been increased by \$17,490 to include fund 1RW and fund 1SW. These two funds were non-MSRDP in FY93 but received more than \$10,000 from MSRDP in FY94; therefore, they are MSRDP funds in FY94
	Other Unreimbursed Medical Costs	Capitation for FY94
UTHSC-San Antonio	NA	NA
UTMDACC-Houston	Beginning Fund Balance, 9/1/93	Includes FY93 ending balances for Active Accts. Receivable (\$36,247,728.43), Inactive Accts. Receivable (\$5,717,464.75), and Allowance for Doubtful Accts. (-\$8,128,657.92) totalling \$33,836,535.26.
	Ending Fund Balance, 8/31/94	Includes FY94 ending balances for Active Accts. Receivable (\$36,162,735.27), Inactive Accts. Receivable (\$16,679,981.12), and Allowance for Doubtful Accts. (-\$10,018,979.03) totalling \$42,823,737.36
UTHC-Tyler	NA	NA

**THE UNIVERSITY OF TEXAS HEALTH COMPONENT INSTITUTIONS
DSRDP*/AHFSP**YEAR-TO-DATE SUMMARY OF OPERATIONS
FOR THE YEAR ENDING AUGUST 31, 1994**

	UTSWMC- DALLAS**	UTHSC- SAN ANTONIO*	TOTAL
Beginning Fund Balance, 9/1/93	\$880,042	\$1,744,082	\$2,424,124
Gross Charges	\$435,973	\$2,337,230	\$2,773,203
Less:			
Un-sponsored Charity Care	\$0	\$0	\$0
Professional Courtesy	\$0	\$0	\$0
Contractual Adjustments	\$0	\$0	\$0
Bad Debt Write-offs	\$0	\$0	\$0
Other Unreimbursed Medical Costs	\$0	\$0	\$0
Change in Accounts Receivable	(\$53,699)	(\$172,241)	(\$225,940)
TOTAL LESS	(\$53,699)	(\$172,241)	(\$225,940)
Net Collections	\$489,672	\$2,508,471	\$2,998,143
Investment Revenues	\$5,015	\$91,038	\$96,053
Other Additions	\$103,598	\$0	\$103,598
TOTAL REVENUES AND OTHER ADDITIONS	\$598,285	\$2,600,509	\$3,198,794
Expenditures and Other Deductions:			
Faculty Salaries	\$10,858	\$284,288	\$295,146
Staff Salaries	\$5,807	\$559,906	\$565,713
Resident Salaries	\$0	\$0	\$0
Fringe Benefits	\$43,533	\$252,452	\$295,985
Maintenance and Operations	\$184,553	\$752,711	\$937,264
Professional Liability Insurance	\$0	\$0	\$0
Debt Service	\$0	\$0	\$0
Travel	\$12,977	\$75,345	\$88,322
Capital Outlay	\$5,905	\$179,862	\$185,767
Official Functions	\$0	\$0	\$0
Other	\$0	\$0	\$0
New Programs:			
Transfer to Endowment	\$0	\$0	\$0
Other	\$0	\$46,138	\$46,138
TOTAL NEW PROGRAMS	\$0	\$46,138	\$46,138
TOTAL EXPENDITURES AND OTHER DEDUCTIONS	\$283,633	\$2,150,702	\$2,434,335
Excess of Revenues and Other Additions over Expenditures and Other Deductions	\$334,652	\$449,807	\$784,459
Net change in Accounts Receivable	(\$53,699)		
Ending Fund Balance, 8/31/94	\$960,995	\$2,193,589	\$3,208,583

Prepared By: U. T. System Office of Health Affairs
Source: U. T. System Health Institutions' Submissions

**SUMMARY OF THE SIX UNIVERSITY OF TEXAS SYSTEM HEALTH COMPONENT INSTITUTIONS
 CLINICAL SERVICES, RESEARCH AND DEVELOPMENT PROGRAMS/PHYSICIANS REFERRAL SERVICE
 MEDICAID CASH COLLECTIONS
 COMPARISON FOR THE YEAR ENDING AUGUST 31, 1994**

	FY93	FY94	Inc/Dec
number	\$3,135,446	\$4,098,211	\$962,765
er	\$3,815,680	\$4,670,820	\$855,140
number	\$3,228,310	\$4,477,460	\$1,249,150
ber	\$4,496,981	\$5,084,985	\$588,004
y	\$3,372,184	\$4,908,338	\$1,536,154
ry	\$3,767,059	\$4,824,093	\$1,057,034
	\$3,863,394	\$5,125,341	\$1,261,947
	\$4,535,262	\$4,182,128	(\$353,136)
	\$3,818,333	\$4,993,938	\$1,175,605
	\$4,128,471	\$5,323,175	\$1,194,704
	\$4,470,595	\$4,651,893	\$181,298
	\$4,205,447	\$6,260,008	\$2,054,561
TOTAL	\$34,033,649	\$42,365,312	\$8,331,663

MEDICAL SERVICES, RESEARCH AND DEVELOPMENT HEALTH PROGRAMS FINANCIAL STATEMENTS
MEDICAID CASH COLLECTIONS
COMPARISON FOR THE YEAR ENDING IN AUGUST 31, 1994

	UTSWMC-DALLAS			UTMB-GALVESTON			UTHSC-HOUSTON		
	FY93	FY94	Change	FY93	FY94	Change	FY93	FY94	Change
September	\$1,164,449	\$1,468,039	\$303,590	\$885,908	\$1,021,931	\$136,023	\$475,051	\$719,971	\$244,920
October	\$1,572,613	\$1,791,600	\$218,987	\$777,969	\$1,163,770	\$385,801	\$578,731	\$762,448	\$183,717
November	\$1,061,231	\$1,477,469	\$416,238	\$963,921	\$1,250,505	\$286,584	\$546,117	\$761,531	\$215,414
December	\$1,842,619	\$1,806,001	(\$36,618)	\$1,178,557	\$1,388,135	\$209,578	\$600,202	\$1,067,409	\$467,207
January	\$1,268,149	\$2,091,282	\$823,133	\$757,009	\$917,513	\$160,504	\$536,275	\$1,104,638	\$568,363
February	\$1,464,206	\$1,880,481	\$416,275	\$952,378	\$1,075,881	\$123,503	\$669,833	\$962,062	\$292,229
March	\$1,375,015	\$1,858,163	\$483,148	\$1,050,029	\$1,126,730	\$76,701	\$686,089	\$1,158,639	\$472,550
April	\$1,694,482	\$1,717,166	\$22,684	\$1,241,741	\$911,292	(\$330,449)	\$695,465	\$689,744	(\$5,721)
May	\$1,527,895	\$1,735,076	\$207,181	\$922,343	\$987,870	\$65,527	\$669,336	\$1,287,216	\$617,880
June	\$1,483,329	\$1,739,663	\$256,334	\$1,211,482	\$1,139,800	(\$71,682)	\$664,233	\$1,334,288	\$670,055
July	\$2,017,248	\$1,884,685	(\$132,563)	\$1,004,761	\$712,895	(\$291,866)	\$542,587	\$973,703	\$431,116
August	\$1,276,189	\$2,203,512	\$927,323	\$1,243,137	\$1,544,921	\$301,784	\$862,476	\$1,572,263	\$709,787
TOTAL	\$17,747,425	\$21,653,137	\$3,905,712	\$12,189,235	\$13,241,243	\$1,052,008	\$7,526,395	\$12,393,912	\$4,867,517

	UTHSC-SAN ANTONIO			UTMDACC-HOUSTON			UTHC-TYLER		
	FY93	FY94	Change	FY93	FY94	Change	FY93	FY94	Change
September	\$504,380	\$700,561	\$196,181	\$54,286	\$139,905	\$85,619	\$51,372	\$47,804	(\$3,568)
October	\$707,896	\$782,633	\$74,737	\$117,670	\$110,829	(\$6,841)	\$60,801	\$59,540	(\$1,261)
November	\$544,992	\$817,884	\$272,892	\$52,222	\$123,806	\$71,584	\$59,827	\$46,265	(\$13,562)
December	\$705,058	\$666,541	(\$38,517)	\$105,411	\$101,773	(\$3,638)	\$65,134	\$55,126	(\$10,008)
January	\$654,465	\$607,014	(\$47,451)	\$103,982	\$127,345	\$23,363	\$52,304	\$60,546	\$8,242
February	\$558,369	\$703,410	\$145,041	\$75,594	\$134,913	\$59,319	\$46,679	\$67,346	\$20,667
March	\$561,259	\$738,601	\$177,342	\$141,222	\$169,777	\$28,555	\$49,780	\$73,431	\$23,651
April	\$701,766	\$700,875	(\$891)	\$133,664	\$127,149	(\$6,515)	\$69,144	\$35,900	(\$33,244)
May	\$553,907	\$783,416	\$229,509	\$103,969	\$136,431	\$32,462	\$40,883	\$63,929	\$23,046
June	\$591,261	\$840,233	\$248,972	\$101,254	\$203,561	\$102,307	\$76,912	\$65,630	(\$11,282)
July	\$776,102	\$843,452	\$67,350	\$84,438	\$197,566	\$113,128	\$45,459	\$39,592	(\$5,867)
August	\$643,316	\$718,053	\$74,737	\$119,644	\$182,921	\$63,277	\$60,685	\$38,338	(\$22,347)
TOTAL	\$7,502,771	\$8,902,673	\$1,399,902	\$1,193,356	\$1,755,976	\$562,620	\$678,980	\$653,447	(\$25,533)

**THE UNIVERSITY OF TEXAS SYSTEM
MSRDP ANNUAL OFFICIAL FUNCTIONS EXCEEDING \$2,500
FOR THE YEAR ENDING AUGUST 31, 1994**

INSTITUTION	Cost	Attendance	Average Expense Per Person
UTSWMC - Dallas	\$22,983	1,265	\$18.17
UTMB - Galveston	\$164,724	7,520	\$21.90
UTHSC - Houston	\$194,441	5,817	\$33.43
UTHSC - San Antonio	\$65,302	3,696	\$17.67
UTMDACC - Houston	\$37,296	638	\$58.46
UTHC - Tyler	\$10,902	1,100	\$9.91
TOTAL	\$495,647	20,036	\$24.74

THE UNIVERSITY OF TEXAS SYSTEM ADMINISTRATION

U. T. BOARD OF REGENTS' MEETING

DECEMBER 1, 1994

SYSTEM-WIDE PERSONNEL PAY PLAN RECOMMENDATION

ADJUSTMENTS TO THE 1994-95 SYSTEM-WIDE PERSONNEL PAY PLAN

Ratification is requested for the following adjustments to the 1994-95 System-wide Personnel Pay Plan:

ADJUSTMENTS IN SALARY RANGE

		System-wide Annual Salary Range	
		<u>From</u>	<u>To</u>
1256	Interpreter I	18,408 - 31,428	18,408 - 37,440
	UTSA addition with institutional range of		24,960 - 37,440
1450	Poison Information Specialist II	41,832 - 66,936	35,964 - 66,936
	UTHSCSA addition with institutional range of		35,964 - 61,380
1451	Poison Information Specialist I	37,836 - 60,540	33,612 - 60,540
	UTHSCSA addition with institutional range of		33,612 - 57,396
1758	Anesthesia Technician I	13,584 - 27,504	13,176 - 27,504
	UTHC Tyler addition with institutional range of		13,176 - 27,504
1919	Reimbursement Analyst	31,428 - 52,800	39,732 - 66,732
	UTHC Tyler addition with institutional range of		39,732 - 66,732
3075	Peer Advisor II	11,076 - 13,980	11,076 - 14,856
	UT Dallas addition with institutional range of		11,076 - 14,856
3076	Peer Advisor I	9,372 - 13,584	10,164 - 13,980
	UT Dallas addition with institutional range of		10,164 - 13,980
6344	Police Communication Supervisor	21,744 - 38,412	18,408 - 38,412
	UTHC Tyler addition with institutional range of		18,408 - 30,936
6605	Fire and Safety Coordinator	22,500 - 31,428	18,324 - 31,428
	UTSA addition with institutional range of		18,324 - 31,428
8176	Continuing Education Coordinator II	21,048 - 34,740	21,048 - 39,732
	UTSWMC addition with institutional range of		25,704 - 39,732
8177	Continuing Education Coordinator I	16,236 - 28,428	16,236 - 35,964
	UTSWMC addition with institutional range of		23,256 - 35,964
8447	Program Development Facilitator	25,704 - 39,732	25,704 - 43,908
	UTSWMC addition with institutional range of		28,428 - 43,908
9017	Assistant Director, Mail and Telephone Service	45,336 - 72,540	33,612 - 72,540
	UTHSCSA addition with institutional range of		33,612 - 57,396

The above referenced adjustments reflect those actions necessary to establish or maintain internal and external equity and/or accurately define and classify jobs. Salary ranges are supported by compensation data for the area concerned. These adjustments have been initiated by the various component institutions, appropriately reviewed, and have received the approval of the Office of the Chancellor.

THE UNIVERSITY OF TEXAS SYSTEM ADMINISTRATION
U. T. BOARD OF REGENTS' MEETING
DECEMBER 1, 1994
LAND AND INVESTMENT REPORT

LAND AND INVESTMENT REPORT

Meeting of December 1, 1994

INDEX	PAGE 1 L & I REPORT
I. PERMANENT UNIVERSITY FUND	2
A. INVESTMENT MATTERS - MONTH ENDED AUGUST 31, 1994	
1. Report on Securities Transactions	3
B. INVESTMENT MATTERS - MONTH ENDED SEPTEMBER 30, 1994	
1. Report on Securities Transactions	17
II. COMMON TRUST FUND	31
A. INVESTMENT MATTERS - MONTH ENDED AUGUST 31, 1994	
1. Report on Securities Transactions	32
B. INVESTMENT MATTERS - MONTH ENDED SEPTEMBER 30, 1994	
1. Report on Securities Transactions	43
III. MEDICAL LIABILITY SELF-INSURANCE FUND	54
A. INVESTMENT MATTERS - MONTH ENDED AUGUST 31, 1994	
1. Report on Securities Transactions	55
B. INVESTMENT MATTERS - MONTH ENDED SEPTEMBER 30, 1994	
1. Report on Securities Transactions	60
IV. INSTITUTIONAL FUNDS	63
A. INVESTMENT MATTERS - MONTH ENDED AUGUST 31, 1994	
1. Report on Securities Transactions	64
B. INVESTMENT MATTERS - MONTH ENDED SEPTEMBER 30, 1994	
1. Report on Securities Transactions	67
V. OTHER TRUST AND SPECIAL FUNDS	70
A. INVESTMENT MATTERS - MONTH ENDED AUGUST 31, 1994	
1. Report on Securities Transactions	71
B. INVESTMENT MATTERS - MONTH ENDED SEPTEMBER 30, 1994	
1. Report on Securities Transactions	77
VI. TRUST FUND REAL ESTATE TRANSACTIONS	80
A. REAL ESTATE	81
B. OIL & GAS INTERESTS	86

I. PERMANENT UNIVERSITY FUND

REPORT ON SECURITIES TRANSACTIONS -- The following securities transactions have been made for the Permanent University Fund. The Vice Chancellor for Asset Management recommends approval by the Board of Regents of these transactions.

**PERMANENT UNIVERSITY FUND
SCHEDULE OF SECURITIES PURCHASED**

(August 1, 1994 through August 31, 1994)

SECURITY	PAR VALUE OR (1) NO. OF SHARES	TOTAL PRINCIPAL COST	YIELD (2) AT COST
DEBT SECURITIES :			
U. S. GOVERNMENT OBLIG (DIRECT)			
<hr/>			
U S TREASURY BONDS			
7.500% , 11/15/16	6,000,000.00	5,859,375.00	7.72
TOTAL U. S. GOVERNMENT OBLIG (DIRECT)	<u>6,000,000.00</u>	<u>5,859,375.00</u>	<u>7.72</u>
CORPORATE BONDS			
<hr/>			
GEN ELEC CAPITAL MED TERM NOTES			
7.500% , 08/15/09	2,500,000.00	2,392,175.00	8.00
NEW YORK LIFE INS SURPLUS NOTES			
6.400% , 12/15/03	3,500,000.00	3,137,085.00	8.00
POTOMAC ELECTRIC 1ST MTGE			
5.875% , 10/15/08	1,500,000.00	1,232,595.00	8.00
PROVIDIAN MED TERM NOTES			
8.300% , 03/15/15	6,000,000.00	6,000,000.00	8.30
WASH WATER POWER 1ST MTGE MTN			
7.900% , 08/25/06	4,000,000.00	4,000,000.00	7.90
WMX TECHNOLOGIES DEBS			
7.650% , 03/15/11	<u>2,005,000.00</u>	<u>1,914,674.75</u>	<u>8.15</u>
TOTAL CORPORATE BONDS	<u>19,505,000.00</u>	<u>18,676,529.75</u>	<u>8.09</u>
TOTAL DEBT SECURITIES	<u>25,505,000.00</u>	<u>24,535,904.75</u>	<u>8.00</u>
EQUITY SECURITIES :			
COMMON STOCKS			
<hr/>			
AAON	1,200	18,450.00	0.00
ADTRAN	9,000	205,125.00	0.00
ALIAS RESEARCH	8,300	117,054.90	0.00
ALLTEL CORP	25,200	683,819.88	3.24
ALUMINUM CO AMER	2,500	193,205.00	2.07
AMERICAN BARRICK	5,000	109,675.00	0.46
AMERITECH CORP	12,800	542,800.64	4.53
ARCTCO INC	7,400	216,750.00	0.96
ASCEND COMMUN	3,000	60,750.00	0.00
ASPECT TELECOMM	1,800	54,900.00	0.00
AVALON PROPERTIES	30,000	641,250.00	6.74
BIRMINGHAM STEEL	2,000	49,370.00	1.62
BOSTON TECH	25,000	289,850.00	0.00
BROOKLYN BANCORP	3,300	118,800.00	0.00
BUFFETS INC	12,000	201,039.00	0.00
C COR ELECTRONICS	6,500	169,437.50	0.00
CAMPO ELECTRS	500	4,353.75	0.00
CAREMARK INT'L	31,500	668,220.00	0.19
CELESTRIAL SEASNG	6,100	85,083.21	0.00
CHESAPEAKE CORP	8,000	240,550.00	2.39
CHIRON CORP	10,200	564,104.00	0.00
CHRYSLER CORP	2,000	94,242.00	2.12
CLINICOM	7,400	132,275.00	0.00

PERMANENT UNIVERSITY FUND
SCHEDULE OF SECURITIES PURCHASED

750

(August 1, 1994 through August 31, 1994)

SECURITY	PAR VALUE OR (1) NO. OF SHARES	TOTAL PRINCIPAL COST	YIELD (2) AT COST
CONCORD EFS	9,200	234,436.00	0.00
CROWN AMERICAN RE	15,000	203,400.00	10.32
DATA GENERAL CORP	1,000	7,935.00	0.00
DEVON GROUP INC.	7,900	154,288.00	0.00
DF&R RESTAURANTS	6,000	147,000.00	0.00
DIXIE YARNS INC	1,200	11,460.00	2.09
DORSEY TRAILERS	8,000	114,000.00	0.00
DRESSER INDUSTRY	11,200	122,272.00	14.74
DSG INTERNATIONAL	10,100	227,450.00	1.11
DSP GROUP	2,500	41,355.00	0.00
ECC INTERNATIONAL	13,000	199,576.80	0.00
ELECTRONICS IMAG	3,000	63,375.00	0.00
ETHAN ALLEN INTER	9,900	199,831.50	0.00
FRANKLIN QUEST	3,600	131,616.00	0.00
GARTNER GRP NEW	2,400	115,800.00	0.00
GENCORP INC	204,000	2,770,320.00	4.42
GENERAL ELECTRIC	3,300	155,710.50	3.05
GLENAYRE TECH	4,000	207,125.00	0.00
GLOBALINK	12,500	172,371.00	0.00
GOODMARK FOODS IN	5,600	133,112.50	1.01
GOODYEAR T & R	25,800	859,398.00	2.40
GROW GROUP INC	23,100	343,844.30	1.88
HIBERNIA CL A	1,000	8,560.00	2.34
HOLLYWOOD ENTMT	4,800	114,600.00	0.00
IBM	12,800	822,067.20	1.56
IMRS	6,000	155,275.00	0.00
INT'L RECTIFIER	9,500	185,558.75	0.00
INTERLEAF INC	30,000	88,140.00	44.25
INVESTMENT TECH	4,900	52,675.00	0.00
LAM RESEARCH	6,100	216,855.00	0.00
LATTICE SEMICOND	15,700	296,387.50	0.00
MACROMEDIA	13,000	166,208.20	0.00
MARCUS CORP	1,000	25,560.00	1.33
METHANEX	8,000	124,012.00	0.00
METHODE ELEC CL A	10,700	181,600.40	0.71
MICHAELS STORES	13,500	502,800.00	0.00
MINNTECH	16,900	228,109.90	0.74
MITEK SURGICAL	9,500	174,505.50	0.00
MONTEREY PASTA	18,100	188,775.00	0.00
MOTOROLA	5,700	309,222.72	0.52
MOVIE GALLERY	6,500	98,750.00	0.00
NYNEX CORP	3,000	120,888.00	5.86
O'CHARLEYS	10,000	141,867.50	0.00
PARKER & PARSLEY	1,000	24,185.00	0.41
PATTERSON DENTAL	12,800	236,200.00	0.00
PEPSICO	31,900	990,814.00	2.32
PET INC.	5,700	107,217.00	1.70
PHYSICIAN CORP	6,000	122,100.00	0.00
PRIME HOSPITALITY	13,000	102,970.55	0.00
PROPERTY TRUST AM	61,750	1,104,845.00	5.59
PROXIMA	16,000	193,375.00	0.00

PERMANENT UNIVERSITY FUND
SCHEDULE OF SECURITIES PURCHASED

751

(August 1, 1994 through August 31, 1994)

SECURITY	PAR VALUE OR (1) NO. OF SHARES	TOTAL PRINCIPAL COST	YIELD (2) AT COST
QUANEX	9,000	195,902.70	2.57
QUANTUM HLTH RES	5,100	183,281.25	0.00
REGENCY HEALTH	19,100	194,775.85	0.00
RESEARCH INDS	26,900	245,740.25	0.00
ROC COMMUNITIES	7,500	147,187.50	7.75
ROCK BOTTOM REST	17,500	152,337.50	0.00
SHOREWOOD PKG	9,000	173,312.50	0.00
SODAK GAMING	14,900	184,275.00	0.00
STOKELY USA	5,000	58,125.00	0.00
STRATACOM	5,800	215,300.00	0.00
SWIFT TRANS	3,300	115,717.80	0.00
SYMBOL TECH	4,000	110,772.00	0.00
SYSTEM SOFTWARE	16,700	245,175.00	0.82
TENCOR INSTRUMENT	6,200	140,625.00	0.00
THREE FIVE SYS	5,400	210,863.70	0.00
TUBOSCOPE VETCO	12,000	85,500.00	0.00
U S ROBOTICS	3,800	123,500.00	0.00
UNION PLANTERS	13,800	340,890.80	3.72
URBAN OUTFITTERS	9,800	242,550.00	0.00
USX-US STEEL GRP	70,500	2,771,947.50	2.54
VECTRA BANKING	19,200	222,850.00	0.00
VERIFONE INC	13,300	274,187.50	0.00
VICTORIA BANKSHS	8,500	239,821.50	1.84
VIKING OFFICE	6,800	184,587.50	0.00
WALL DATA	3,500	132,781.25	0.00
WERNER ENTRPRISES	3,800	92,150.00	0.41
WORLDCORP	35,000	264,600.00	0.00
ZEBRA TECH	4,900	169,050.00	0.00
ZILOG INC	5,400	172,492.74	0.00
TOTAL COMMON STOCKS		27,051,205.54	2.07
INDEX FUNDS			
AUSTRALIA EQ FUND	0	24,457.10	
AUSTRIA EQ FUND	0	10,815.88	
BELGIUM EQ FUND	0	31,140.23	
CANADA EQ FUND	0	17,914.93	
DENMARK EQ FUND	151	3,580.33	
FINLAND EQ FUND	4,354	61,330.08	
FRANCE EQ FUND	0	100,079.85	
GERMANY EQ FUND	11,461	232,319.57	
HONG KONG EQ FUND	0	29,395.72	
IRELAND EQ FUND B	0	1,055.38	
ITALY EQ FUND	2,404	46,557.14	
JAPAN EQ FUND	41,300	883,556.11	
MALAYSIA EQ FD B	0	1,986.32	
NETHERLANDS EQ FD	17,519	518,997.67	
NORWAY EQ FUND	244	3,689.68	
SINGAPORE EQ FUND	0	2,246.83	
SPAIN EQ FUND	0	3,263.28	
SWEDEN EQ FUND	0	1,144.91	
SWITZERLAND EQ FD	0	21,356.08	

PERMANENT UNIVERSITY FUND
SCHEDULE OF SECURITIES PURCHASED

752

(August 1, 1994 through August 31, 1994)

SECURITY	PAR VALUE OR (1) NO. OF SHARES	TOTAL PRINCIPAL COST	YIELD (2) AT COST
UNITED KINGDOM EQ	0	97,855.16	
TOTAL INDEX FUNDS		<u>2,092,742.25</u>	
PRIVATE INVESTMENTS			
HELLMAN & FRIEDMAN		(37,592.00)	
TRIAD VENT LTD II		131,250.00	
TOTAL PRIVATE INVESTMENTS		<u>93,658.00</u>	
TOTAL EQUITY SECURITIES		<u>29,237,605.79</u>	
CASH & CASH EQUIVALENTS			
MONEY MARKET FUNDS (NET)		55,352,278.59	
TOTAL CASH & CASH EQUIVALENTS		<u>55,352,278.59</u>	
TOTAL SECURITIES PURCHASED		<u><u>109,125,789.13</u></u>	

(1) Reflects par value for Debt Securities and number of shares actually purchased for Equity Securities, excluding shares received as a result of stock splits and dividends subsequent to date of purchase.

(2) Yield on Common Stocks based on cost price and indicated dividend rate as of 8/31/94. Current yield is not calculated on Index Funds since scheduled income payments are not fixed at a current rate. Current yield is not calculated on Private Investments due to absence of scheduled interest and dividend payments.

PERMANENT UNIVERSITY FUND
EQUITIES -- OTHER CHANGES

753

(August 1, 1994 through August 31, 1994)

<u>STOCK SPLITS, DIVIDENDS AND DISTRIBUTIONS</u>	<u>SHARES RECEIVED</u>
DANKA BUS SYS 2 FOR 1 STOCK SPLIT	1,300
GARTNER GRP NEW 2 FOR 1 STOCK SPLIT	2,400
GOODMARK FOODS INC 2 FOR 1 STOCK SPLIT	8,100
GYMBOREE 2 FOR STOCK SPLIT	4,000
MID ATLANTIC MED 2 FOR 1 STOCK SPLIT	2,100
MORTON INTL INC 3 FOR 1 STOCK SPLIT	23,000
PROPERTY TRUST OF AMERICA RIGHTS DISTRIBUTION	321,885
VANGUARD CELLULAR 3 FOR 2 STOCK SPLIT	1,450
WPV PARTNERSHIP LIQUIDATION - WHEATLEY COMMON STOCK DISTRIBUTION	502,157

PERMANENT UNIVERSITY FUND
 SCHEDULE OF SECURITIES SOLD, CALLED OR MATURED

754

(August 1, 1994 through August 31, 1994)

SECURITY	PAR VALUE OR NO. OF SHARES	BOOK VALUE OF HOLDINGS	NET SALES PROCEEDS	GAIN OR (LOSS) OVER BOOK VALUE
DEBT SECURITIES:				
U. S. GOVT. AGENCY OBLIG (GUARANTEED) - GNMA POOLS				
G N M A PASS THR 49003 13.500% ,05/15/11	68.40	61.82	68.40	6.58
G N M A PASS THR 45236 13.500% ,05/15/11	207.76	188.27	207.76	19.49
G N M A PASS TH 291147 10.000% ,05/15/20	43,696.48	43,696.48	43,696.48	.00
G N M A PASS THR 45915 13.000% ,04/15/11	138.28	134.19	138.26	4.07
G N M A PASS THR 45940 13.500% ,05/15/11	211.26	190.97	211.26	20.29
G N M A PASS THR 47171 13.000% ,04/15/11	4,932.54	4,755.28	4,932.54	177.26
G N M A PASS THR 47219 13.000% ,04/15/11	339.17	325.94	339.17	13.23
G N M A PASS THR 47339 13.500% ,04/15/11	76.20	68.87	76.20	7.33
G N M A PASS THR 47634 13.500% ,05/15/11	50.78	50.26	50.78	.52
G N M A PASS TH 290652 9.500% ,08/15/20	863.77	858.75	863.77	5.02
G N M A PASS THR 48879 13.500% ,05/15/11	132.14	119.45	132.14	12.69
G N M A PASS THR 45053 13.500% ,05/15/11	219.75	199.25	219.75	20.50
G N M A PASS THR 49208 13.500% ,05/15/11	47.53	43.10	47.53	4.43
G N M A PASS THR 49276 13.500% ,01/15/12	4.26	4.22	4.26	.04
G N M A PASS THR 49550 13.000% ,07/15/11	120.04	106.75	120.04	13.29
G N M A PASS THR 49551 12.000% ,07/15/11	337.27	282.82	337.27	54.45
G N M A PASS TH 131670 11.500% ,05/15/15	17,326.21	17,235.08	17,326.21	91.13
G N M A PASS TH 151185 10.000% ,02/15/16	15,156.35	14,901.42	15,156.35	254.93
G N M A PASS TH 224630 10.500% ,10/15/17	20,894.37	20,060.31	20,894.37	834.06
G N M A PASS TH 233778 10.000% ,02/15/18	1,204.04	1,197.32	1,204.04	6.72
G N M A PASS TH 271412 10.000% ,06/15/19	428.92	425.85	428.92	3.07
G N M A PASS TH 252468 10.000% ,06/15/19	647.37	642.74	647.37	4.63
G N M A PASS THR 48143 13.500% ,05/15/11	73.81	66.94	73.81	6.87
G N M A PASS THR 16676 8.000% ,04/15/07	34,675.55	34,533.68	34,675.55	141.87
G N M A PASS THRU 2084 7.000% ,09/15/02	7,498.56	7,451.15	7,498.56	47.41
G N M A PASS THRU 2455 5.500% ,02/15/99	4,749.44	4,341.23	4,749.44	408.21

PERMANENT UNIVERSITY FUND
 SCHEDULE OF SECURITIES SOLD, CALLED OR MATURED 755

(August 1, 1994 through August 31, 1994)

SECURITY	PAR VALUE OR NO. OF SHARES	BOOK VALUE OF HOLDINGS	NET SALES PROCEEDS	GAIN OR (LOSS) OVER BOOK VALUE
G N M A PASS THRU 8790 8.250% ,04/15/06	776.37	776.05	776.37	.32
G N M A PASS THRU 9323 8.250% ,06/15/06	1,214.55	1,210.06	1,214.55	4.49
G N M A PASS THRU 9675 8.250% ,04/15/06	946.35	945.53	946.35	.82
G N M A PASS THRU 9806 8.250% ,05/15/06	750.67	750.34	750.67	.33
G N M A PASS THRU 9813 8.250% ,04/15/06	220.77	220.58	220.77	.19
G N M A PASS THR 10215 8.250% ,06/15/06	662.88	662.59	662.88	.29
G N M A PASS THR 45386 13.000% ,04/15/11	816.78	737.52	816.78	79.26
G N M A PASS THR 10834 8.250% ,06/15/06	84.29	84.21	84.29	.08
G N M A PASS THR 44298 12.500% ,11/15/10	278.57	264.53	278.57	14.04
G N M A PASS THR 35288 11.000% ,03/15/10	14,424.04	14,288.02	14,424.04	136.02
G N M A PASS THR 38584 13.500% ,05/15/10	23.76	21.58	23.76	2.18
G N M A PASS THR 39589 13.500% ,08/15/10	131.52	131.33	131.52	.19
G N M A PASS THR 40016 12.500% ,06/15/10	467.88	459.60	467.88	8.28
G N M A PASS THR 40153 13.500% ,05/15/10	6.02	5.46	6.02	.56
G N M A PASS THR 40310 13.500% ,05/15/10	65.78	65.49	65.78	.29
G N M A PASS THR 40744 12.500% ,05/15/10	419.48	412.08	419.48	7.40
G N M A PASS THR 41007 13.500% ,07/15/10	193.84	193.52	193.84	.32
G N M A PASS THR 41570 13.500% ,05/15/10	125.18	124.41	125.18	.77
G N M A PASS THR 43162 12.500% ,11/15/10	76.15	72.31	76.15	3.84
G N M A PASS THR 10770 8.250% ,05/15/06	2,124.10	2,088.19	2,124.10	35.91
G N M A II PASS THRU 1212 7.000% ,06/20/23	15,283.31	15,245.48	15,283.31	37.83
G N M A MIDGET PASS TH 183691 8.000% ,01/15/02	2,331.78	2,331.18	2,331.78	.60
G N M A MIDGET PASS TH 182539 8.000% ,01/15/02	4,157.53	4,156.46	4,157.53	1.07
G N M A MIDGET PASS TH 139698 9.000% ,08/15/01	44,421.41	44,078.92	44,421.41	342.49
G N M A MIDGET PASS TH 194952 8.000% ,01/15/02	23,680.08	23,673.99	23,680.08	6.09
G N M A MIDGET PASS TH 189914 8.000% ,01/15/02	3,790.05	3,789.07	3,790.05	.98
G N M A MIDGET PASS TH 206065 8.000% ,01/15/02	3,770.64	3,769.67	3,770.64	.97
G N M A MIDGET PASS TH 201307 8.000% ,03/15/02	15,596.78	15,570.69	15,596.78	26.09

PERMANENT UNIVERSITY FUND
SCHEDULE OF SECURITIES SOLD, CALLED OR MATURED

756

(August 1, 1994 through August 31, 1994)

SECURITY	PAR VALUE OR NO. OF SHARES	BOOK VALUE OF HOLDINGS	NET SALES PROCEEDS	GAIN OR (LOSS) OVER BOOK VALUE
GNMA MIDGET PASS TH 152730 9.000% ,06/15/01	9,677.21	9,658.45	9,677.21	18.76
GNMA (TEXAS MTGE) PASS THR 54207 14.000% ,03/15/12	28.80	27.18	28.80	1.62
GNMA (TEXAS MTGE) BBD - PL 55789 14.000% ,04/15/12	87.86	79.80	87.86	8.06
GNMA MOBILE A POOL #160183 9.250% ,02/15/99	15,484.38	15,386.70	15,484.38	97.68
TOTAL	<u>316,219.04</u>	<u>313,223.13</u>	<u>316,219.04</u>	<u>2,995.91</u>
U. S. GOVT. AGENCY OBLIG (GUARANTEED) - HILL-BUR				
BLUE RIDGE HOSP HILL-BURTON NT 9.000% ,07/14/00	81,729.75	81,729.75	81,729.75	.00
TOTAL	<u>81,729.75</u>	<u>81,729.75</u>	<u>81,729.75</u>	<u>.00</u>
U. S. GOVT. AGENCY OBLIG (NON-GTD) - FHMLC				
F H L M C PRT CTF 170037 13.500% ,10/01/10	3,073.20	3,048.67	3,073.20	24.53
F H L M C PRT CTF 170047 16.250% ,05/01/11	18.70	18.67	18.70	.03
F H L M C PRT CTF 170051 15.500% ,06/01/11	33.00	32.76	33.00	.24
F H L M C PRT CTF 170147 11.000% ,11/01/15	8,324.79	8,304.84	8,324.79	19.95
F H L M C PRT CTF 170139 11.500% ,08/01/15	8,805.50	8,761.86	8,805.50	43.64
F H L M C 21 SER PRT CTF 215711 9.500% ,12/01/01	6,094.24	6,077.29	6,094.24	16.95
F H L M C BALLOON GOLD PC M80037 8.500% ,03/01/98	17,826.80	17,826.80	17,826.80	.00
F H L M C GNOME PRT CTF 380008 9.500% ,09/01/02	31,370.40	31,305.34	31,370.40	65.06
F H L M C GNOME PRT CTF 380046 10.500% ,05/01/04	47,180.54	47,158.74	47,180.54	21.80
F H L M C GNOME PRT CTF 380095 9.000% ,08/01/05	8,272.09	8,264.77	8,272.09	7.32
F H L M C GNOME PRT CTF 200060 9.000% ,12/01/01	47,838.60	47,290.41	47,838.60	548.19
F H L M C GNOME PRT CTF 380005 9.500% ,07/01/02	108,991.59	108,847.41	108,991.59	144.18
F H L M C GNOME PRT CTF 380003 9.500% ,06/01/02	8,582.93	8,527.50	8,582.93	55.43
F H L M C MUL FAM PRT CTF 220022 9.250% ,06/01/02	378,765.15	375,755.94	378,765.15	3,009.21
F H L M C MUL-FAM PRT CTF 220023 9.750% ,08/01/02	681,876.57	676,419.63	681,876.57	5,456.94
F H L M C MUL-FAM PRT CTF 240001 9.500% ,11/01/97	1,829,996.00	1,814,953.60	1,829,996.00	15,042.40
F H L M C TPM PRT CTF 735015 10.000% ,06/01/05	21,860.40	21,710.50	21,860.40	149.90
TOTAL	<u>3,208,910.50</u>	<u>3,184,304.73</u>	<u>3,208,910.50</u>	<u>24,605.77</u>

PERMANENT UNIVERSITY FUND
 SCHEDULE OF SECURITIES SOLD, CALLED OR MATURED

757

(August 1, 1994 through August 31, 1994)

SECURITY	PAR VALUE OR NO. OF SHARES	BOOK VALUE OF HOLDINGS	NET SALES PROCEEDS	GAIN OR (LOSS) OVER BOOK VALUE
U. S. GOVT. AGENCY OBLIG (NON-GTD) CMO'S				
F H L M C CMO 1-C 9.250% ,08/15/13	184,940.80	179,969.60	184,940.80	4,971.20
F H L M C CMO 20E 9.500% ,12/15/02	120,875.60	120,184.20	120,875.60	691.40
F H L M C CMO 9-D 9.250% ,07/15/15	67,644.30	62,440.72	67,644.30	5,203.58
F N M A CMO 89-74 9.625% ,01/25/19	350,948.17	348,773.77	350,948.17	2,174.40
FHLMC CMO 1029-C 9.000% ,08/15/12	460,391.00	447,341.82	460,391.00	13,049.18
FHLMC CMO 135A 8.750% ,05/15/00	2,044.80	2,021.49	2,044.80	23.31
FHLMC CMO 169-E 9.000% ,07/15/00	670,478.20	663,305.64	670,478.20	7,172.56
FNMA CMO 90-124 9.000% ,08/25/11	17,045.08	16,979.94	17,045.08	65.14
TOTAL	<u>1,874,367.95</u>	<u>1,841,017.18</u>	<u>1,874,367.95</u>	<u>33,350.77</u>
CORPORATE BONDS - CMO'S				
AMER SW CMO 62-C 8.800% ,07/01/16	262,405.32	252,786.78	262,405.32	9,618.54
AMER SW CMO 68-B 8.750% ,10/01/18	99,355.45	89,689.33	99,355.45	9,666.12
CENTEX ACCEPT CMO 9.000% ,08/01/05	3,935,937.77	3,879,030.49	3,935,937.77	56,907.28
GS TRUST 2 FHLMC CMO A-5 8.970% ,09/20/18	416,225.00	413,383.68	416,225.00	2,861.32
GTD MTGE CMO 9.000% ,12/01/07	20,919.09	20,430.96	20,919.09	488.13
MDC MTGE FDNG CMO 9.350% ,02/01/07	206,535.56	206,077.89	206,535.56	457.67
MORGN STANLEY CMO 9.900% ,08/01/17	394,960.29	368,855.46	394,960.29	26,104.83
RESIDNTL MTGE CMO 9.700% ,08/25/11	269,743.07	254,867.54	269,743.07	14,875.53
RESIDNTL RES CMO 8.350% ,02/21/08	62,154.22	60,953.34	62,154.22	1,200.88
RYLAND ACCEPT CMO 8.350% ,12/01/12	207,460.44	207,385.75	207,460.44	74.69
WESTAM MTG CMO 1C 8.550% ,09/01/12	289,268.60	264,122.38	289,268.60	25,146.22
WESTAM MTG CMO 4I 8.950% ,08/01/18	45,788.75	45,028.23	45,788.75	760.52
TOTAL	<u>6,210,753.56</u>	<u>6,062,591.83</u>	<u>6,210,753.56</u>	<u>148,161.73</u>
CORPORATE BONDS				
MCORP NOTES 10.500% ,12/15/89	2,000,000.00	1,340,000.00	1,532,120.00	192,120.00
SOUTHERN RAILWAY EQUIP TRUST 4 11.625% ,08/15/94	1,465,000.00	1,465,000.00	1,465,000.00	.00

PERMANENT UNIVERSITY FUND
 SCHEDULE OF SECURITIES SOLD, CALLED OR MATURED
 (August 1, 1994 through August 31, 1994)

758

SECURITY	PAR VALUE OR NO. OF SHARES	BOOK VALUE OF HOLDINGS	NET SALES PROCEEDS	GAIN OR (LOSS) OVER BOOK VALUE
SOUTHERN RAILWAY EQUIP TRUST 4 14.500% , 08/01/94	225,000.00	225,000.00	225,000.00	.00
TENNECO CREDIT NOTES 9.750% , 08/01/94	2,500,000.00	2,500,000.00	2,500,000.00	.00
UNION PACIFIC RR EQUIP TRUST 1 13.000% , 08/01/94	1,700,000.00	1,700,000.00	1,700,000.00	.00
TOTAL	<u>7,890,000.00</u>	<u>7,230,000.00</u>	<u>7,422,120.00</u>	<u>192,120.00</u>
TOTAL DEBT SECURITIES	<u>19,581,980.80</u>	<u>18,712,866.62</u>	<u>19,114,100.80</u>	<u>401,234.18</u>

EQUITY SECURITIES :

COMMON STOCKS

ACCLAIM ENTMT INC	17,700	278,862.75	315,523.80	36,681.05
ALIAS RESEARCH	26,100	348,094.90	393,827.50	45,732.60
ALLIANCE SEMICOND	18,000	220,000.00	156,816.00	(63,184.00)
ASPECT TELECOMM	4,400	124,058.77	148,675.00	24,616.23
AU BON PAIN CO	6,000	142,500.00	103,344.00	(39,156.00)
BAKER J.	13,000	246,375.00	243,138.20	(3,236.80)
BARNES & NOBLE	10,900	252,545.90	281,483.09	28,937.19
BARRY R G	17,066	249,481.89	327,294.61	77,812.72
BEACON PROPERTIES	26,300	447,100.00	478,381.00	31,281.00
BMC WEST	2,500	57,532.89	46,250.00	(11,282.89)
BOWNE & CO	8,700	187,931.34	187,167.73	(763.61)
BRISTOL-MYERS SQB	10,000	349,296.73	554,381.50	205,084.77
BUFFETS INC	4,600	78,056.63	88,550.00	10,493.37
CADENCE DESIGN	5,500	79,156.10	77,354.91	(1,801.19)
CAMCO INTL	8,000	160,404.80	149,086.40	(11,318.40)
CAMPO ELECTRS	26,400	310,156.24	249,353.74	(60,802.50)
CARNIVAL CRUISE	13,000	438,799.88	606,533.75	167,733.87
CELESTRIAL SEASNG	13,600	207,093.51	204,875.33	(2,218.18)
CERNER CORP	4,900	143,582.53	172,535.00	28,952.47
CHEYENNE SOFTWARE	27,500	230,376.50	259,952.35	29,575.85
CLINICOM	7,400	132,275.00	135,172.00	2,897.00
COGNEX CORP	15,000	266,250.00	264,375.00	(1,875.00)
COMMERCIAL METALS	5,000	135,041.53	131,280.61	(3,760.92)
CORDIS CORP	2,000	88,873.39	92,500.00	3,626.61
COVENTRY CORP	2,700	125,475.00	91,800.00	(33,675.00)
CUSTOM CHROME	14,700	210,092.10	243,495.00	33,402.90
DAY RUNNER	12,800	214,084.50	242,143.75	28,059.25
DELFACTA SHIELD	21,300	291,075.00	178,693.42	(112,381.58)
DIALOGIC CORP	0	.00	(500.00)	(500.00)
DRESSER INDUSTRY	239,900	1,048,200.70	4,993,492.96	3,945,292.26
DSG INTERNATIONAL	3,700	82,643.20	101,750.00	19,106.80
ELECTRONICS IMAG	8,100	134,623.25	177,975.00	43,351.75
EXCEL TECHNOLOGY	15,000	112,125.00	73,125.00	(39,000.00)
FIRST MISSISSIPPI	12,000	194,931.30	179,898.97	(15,032.33)
GALEY & LORD	6,000	102,984.71	107,250.00	4,265.29
GAP INC	11,200	502,252.80	464,347.69	(37,905.11)
GASONICS INTL	1,200	17,473.17	13,200.00	(4,273.17)
GEERLINGS & WADE	4,000	32,000.00	28,000.00	(4,000.00)

PERMANENT UNIVERSITY FUND
 SCHEDULE OF SECURITIES SOLD, CALLED OR MATURED **759**
 (August 1, 1994 through August 31, 1994)

SECURITY	PAR VALUE OR NO. OF SHARES	BOOK VALUE OF HOLDINGS	NET SALES PROCEEDS	GAIN OR (LOSS) OVER BOOK VALUE
GOVETT & CO LTD	10,500	268,406.25	254,687.50	(13,718.75)
GRAPHIC SCANNING - CLAS	0	.00	15,400.00	15,400.00
HEALTH & RETIRE	30,000	435,406.31	452,534.87	17,128.56
HOUSTON INDUS	41,100	1,878,727.70	1,436,453.13	(442,274.57)
INTERTRANS	8,500	109,480.00	112,625.00	3,145.00
J P FRAGRANCES	25,500	281,487.98	266,829.80	(14,658.18)
JONES MEDICAL	30,600	388,866.25	213,633.90	(175,232.35)
JUNO LIGHTING	13,700	283,465.00	247,970.40	(35,494.60)
K-SWISS INC	5,600	128,116.80	123,950.00	(4,166.80)
KCS ENERGY	8,000	211,660.00	159,018.68	(52,641.32)
L.A. GEAR	1,920	12,000.00	12,124.39	124.39
LANDSTAR SYS INC	12,000	254,000.00	364,500.00	110,500.00
MEDAR INC	20,000	232,000.00	180,000.00	(52,000.00)
MEDUSA CORP	10,800	302,154.11	287,652.70	(14,501.41)
MESA AIRLINES INC	85,600	1,247,820.55	578,870.00	(668,950.55)
MODEL IMPERIAL	5,000	40,000.00	31,250.00	(8,750.00)
MOSCOM CORP	44,000	393,000.00	252,750.00	(140,250.00)
NAUTICA ENTERPRIS	4,500	95,200.65	115,406.25	20,205.60
NEWPARK RES	5,000	53,534.34	93,535.00	40,000.66
OFFSHORE PIPELINE	8,800	173,278.00	166,666.42	(6,611.58)
OHM CORP	3,000	37,047.05	38,443.71	1,396.66
ON ASSIGNMENT	13,600	168,041.96	163,287.50	(4,754.46)
PATTERSON DENTAL	3,200	59,050.00	65,200.00	6,150.00
PLY GEM IND	7,200	143,317.34	140,775.78	(2,541.56)
ROOSEVELT FINANL	836,783	5,599,923.11	13,393,548.70	7,793,625.59
SCHOLASTIC	7,800	301,327.75	340,642.20	39,314.45
SECURITY CAPITAL	24,041	315,951.77	417,271.32	101,319.55
SMITH INTL	8,050	107,885.25	136,362.43	28,477.18
SONIC SOLUTIONS	5,000	68,000.00	36,250.00	(31,750.00)
SUN TELEV & APPL	17,800	175,775.00	153,138.80	(22,636.20)
SYBRON CHEMICALS	4,000	92,000.00	97,188.00	5,188.00
SYQUEST TECH	2,500	28,288.23	23,750.00	(4,538.23)
TESORO PETE	16,000	166,960.00	147,266.55	(19,693.45)
TITAN WHEEL INTL	11,900	313,307.09	302,844.88	(10,462.21)
UC CORP - CLAS	0	.00	11,829.00	11,829.00
UNITED WASTE SYS	4,000	75,000.00	86,500.00	11,500.00
USA WASTE SVCS	16,000	201,110.20	219,936.58	18,826.38
VALLICORP HLDGS	3,500	56,875.00	51,800.00	(5,075.00)
VLSI TECH	12,000	172,714.80	156,000.00	(16,714.80)
WEST MARINE	5,500	78,375.00	109,000.00	30,625.00
WHEATLEY TXT CORP	11,200	122,272.00	122,272.00	.00
ZEBRA TECH	4,900	169,050.00	186,200.00	17,150.00
TOTAL COMMON STOCKS		23,482,682.50	34,327,888.80	10,845,206.30
INDEX FUNDS				
AUSTRALIA EQ FUND	5,225	122,819.17	141,146.25	18,327.08
AUSTRIA EQ FUND	99	2,174.96	2,256.11	81.15
BELGIUM EQ FUND	1,210	24,864.08	26,959.15	2,095.07
CANADA EQ FUND	27,212	298,416.61	293,145.90	(5,270.71)
DENMARK EQ FUND	0	43.49	43.49	.00

PERMANENT UNIVERSITY FUND
 SCHEDULE OF SECURITIES SOLD, CALLED OR MATURED
 (August 1, 1994 through August 31, 1994)

760

SECURITY	PAR VALUE OR NO. OF SHARES	BOOK VALUE OF HOLDINGS	NET SALES PROCEEDS	GAIN OR (LOSS) OVER BOOK VALUE
FINLAND EQ FUND	0	35.05	35.05	.00
FRANCE EQ FUND	5,516	129,945.65	139,869.49	9,923.84
HONG KONG EQ FUND	3,583	213,584.04	240,718.94	27,134.90
IRELAND EQ FUND B	1,374	15,112.63	16,782.97	1,650.34
MALAYSIA EQ FD B	2,635	32,738.86	36,877.16	4,138.30
NETHERLANDS EQ FD	0	1,275.87	1,275.87	.00
NEW ZEALAND EQ FD	5,869	60,079.52	70,165.67	10,086.15
SINGAPORE EQ FUND	126	5,706.40	6,580.41	874.01
SPAIN EQ FUND	6,341	66,366.68	72,635.98	6,269.30
SWEDEN EQ FUND	2,681	55,233.96	66,792.24	11,558.28
SWITZERLAND EQ FD	4,944	99,520.14	115,729.51	16,209.37
UNITED KINGDOM EQ	37,393	822,897.56	863,392.82	40,495.26
TOTAL INDEX FUNDS		<u>1,950,814.67</u>	<u>2,094,387.01</u>	<u>143,572.34</u>
PRIVATE INVESTMENTS				
ELECTRA PRIVATE		400,446.50	400,446.50	.00
GOLDSTON JETER		21,658.27	21,658.27	.00
GOLDSTON OIL GLAD		2,785.53	2,785.53	.00
TEXAS GROWTH FUND		346,153.85	346,153.85	.00
TOTAL PRIVATE INVESTMENTS		<u>771,044.15</u>	<u>771,044.15</u>	<u>.00</u>
TOTAL EQUITY SECURITIES		<u>26,204,541.32</u>	<u>37,193,319.96</u>	<u>10,988,778.64</u>
CASH & CASH EQUIVALENTS				
CASH AT STATE TREASURY		48,164,181.95	48,164,181.95	.00
TOTAL CASH & CASH EQUIVALENTS		<u>48,164,181.95</u>	<u>48,164,181.95</u>	<u>.00</u>
TOTAL SALES, CALLS, OR MATURITIES		<u>93,081,589.89</u>	<u>104,471,602.71</u>	<u>11,390,012.82</u>

PERMANENT UNIVERSITY FUND
SCHEDULE OF CAPITAL GAINS/(LOSSES) REINVESTED

761

(August 1, 1994 through August 31, 1994)

SECURITY	NO. SHARES	INCREASE (DECREASE) BOOK VALUE OF HOLDINGS	GAIN OR (LOSS)
INDEX FUNDS:			
AUSTRALIA EQ FUND	0	23,717.48	23,717.48
AUSTRIA EQ FUND	0	3,412.80	3,412.80
BELGIUM EQ FUND	0	680.43	680.43
CANADA EQ FUND	0	123.12	123.12
DENMARK EQ FUND	0	(23,207.18)	(23,207.18)
FINLAND EQ FUND	0	24,625.05	24,625.05
FRANCE EQ FUND	0	19,717.17	19,717.17
GERMAN EQ FUND	0	135,281.23	135,281.23
HONG KONG EQ FUND	0	4.69	4.69
IRELAND EQ FUND B	0	35.52	35.52
ITALY EQ FUND	0	6,166.54	6,166.54
JAPAN EQ FUND	0	260.97	260.97
MALAYSIA EQ FUND B	0	8,036.48	8,036.48
MID CAP INDEX FUND B	0	3,777,993.59	3,777,993.59
NETHERLANDS EQ FUND	0	238.41	238.41
NEW ZEALAND EQ FUND	0	2,711.16	2,711.16
NORWAY EQ FUND	0	3,920.52	3,920.52
SINGAPORE EQ FUND	0	1,655.70	1,655.70
SPAIN EQ FUND	0	(25,368.32)	(25,368.32)
SWEDEN EQ FUND	0	1,465.81	1,465.81
SWITZERLAND EQ FUND	0	18,604.06	18,604.06
UNITED KINGDOM EQ FUND	0	56,522.16	56,522.16
W F EQ INDEX FUND B	0	<u>1,233,444.45</u>	<u>1,233,444.45</u>
TOTAL INDEX FUNDS		<u>5,270,041.84</u>	<u>5,270,041.84</u>

PERMANENT UNIVERSITY FUND
 SCHEDULE OF CONVERSIONS

762

(August 1, 1994 through August 31, 1994)

ASSETS CONVERTED			ASSETS RECEIVED	
SECURITY DESCRIPTION	SECURITY BOOK VALUE	GAIN	SECURITY DESCRIPTION	SECURITY BOOK VALUE
MCCORP			GENERAL BANK TRUST UNITS	
SECURED NOTES, 10.50%, 12/15/89 (BANKRUPTCY DISTRIBUTION)	3.00	3.00	(4,980 SHARES)	1.00
			MCCORP BANK CLAIM UNITS (4,980 SHARES)	1.00
			MCCORP BANK CLAIM UNITS (4,980 SHARES)	1.00
WHEATLEY TXT CORP. COMMON STOCK (502,157 SHARES)	1,535,856.53	0.00	DRESSER INDUSTRIES COMMON STOCK (351,509 SHARES)	1,535,856.53
	<u>1,535,859.53</u>			<u>1,535,859.53</u>

**PERMANENT UNIVERSITY FUND
SCHEDULE OF SECURITIES PURCHASED**

763

(September 1, 1994 through September 30, 1994)

SECURITY	PAR VALUE OR (1) NO. OF SHARES	TOTAL PRINCIPAL COST	YIELD (2) AT COST
DEBT SECURITIES :			
U. S. GOVT. AGENCY OBLIG (NON-GTD) - OTHER			
F F C B MED TERM NOTES 8.160% ,09/30/14	5,000,000.00	5,000,000.00	8.16
TOTAL U. S. GOVT. AGENCY OBLIG (NON-GTD) - OTHER	5,000,000.00	5,000,000.00	8.16
CORPORATE BONDS			
ARCHER-DANIELS DEBS 8.125% ,06/01/12	5,000,000.00	5,000,000.00	8.13
DOW CHEMICAL MED TERM NOTES 7.750% ,09/15/20	7,500,000.00	7,002,225.00	8.38
GEN ELEC CAPITAL GTD SUB NOTES 8.125% ,05/15/12	5,000,000.00	4,982,900.00	8.16
PENN PWR & LT 1ST MTGE 7.375% ,03/01/14	2,000,000.00	1,849,878.00	8.15
WAL-MART STORES NOTES 8.000% ,09/15/06	3,500,000.00	3,491,845.00	8.03
TOTAL CORPORATE BONDS	23,000,000.00	22,326,848.00	8.20
TOTAL DEBT SECURITIES	28,000,000.00	27,326,848.00	8.19
EQUITY SECURITIES :			
COMMON STOCKS			
ACCLAIM ENTMT INC	4,500	88,687.50	0.00
ADVANTA CORP. CLA	4,000	128,500.00	0.62
ALLTEL CORP	40,400	1,116,245.50	3.18
ALTERA CORP	4,000	126,187.60	0.00
AMER MGMT SVS	9,800	243,493.75	0.00
AMERICAN CYANAMID	10,900	1,051,141.50	1.92
AMP INC	2,000	144,870.00	2.32
APERTUS TECH	25,000	193,270.00	0.00
APS HOLDINGS	7,800	219,941.00	0.00
ARCTCO INC	1,700	34,850.00	1.37
ASCEND COMMUNICATIONS	4,500	101,250.00	0.00
BAY APARTMENT	26,000	519,246.00	7.61
BUFFETS INC	8,200	132,312.50	0.00
CARAUSTAR INDUSTRIES	7,000	128,625.00	1.96
CAVALIER HOMES	4,800	66,976.26	0.57
CIRCA PHARMACEUTICALS	15,000	199,650.00	0.00
COLEMAN	2,500	84,140.00	0.00
COPLEY PHARMACEUTICAL	5,600	175,700.00	0.00
CORPORATE EXPRESS	1,500	24,000.00	0.00
COTT CORP QUE	26,300	312,316.00	0.59
CY CARE SYSTEMS	6,500	79,890.00	0.00
DISNEY (WALT)	2,000	85,620.00	0.70
DOLLAR GENERAL	5,000	127,500.00	0.78
DRESSER INDUSTRY	37,500	738,187.50	3.45
DSC COMMUNICATION	200	5,712.50	0.00
DSP GROUP	6,000	142,074.00	0.00
DUKE REALTY INVESTMENTS	28,000	707,000.00	7.45
DURA PHARMACEUTICALS	16,000	187,000.00	0.00

PERMANENT UNIVERSITY FUND
SCHEDULE OF SECURITIES PURCHASED

764

(September 1, 1994 through September 30, 1994)

SECURITY	PAR VALUE OR (1) NO. OF SHARES	TOTAL PRINCIPAL COST	YIELD (2) AT COST
EATON VANCE	6,300	198,550.80	1.90
ENTERGY CORP (NEW)	17,900	428,436.50	7.52
EQUICREDIT	5,500	143,000.00	0.00
EXXON CORP	1,500	88,965.00	4.86
FED DEPT STORES	19,000	445,190.90	0.00
FIRST MISSISSIPPI	4,000	73,992.00	1.62
FUNCO	5,000	87,207.00	0.00
GARTNER GRP NEW	4,900	127,400.00	0.00
GENERAL DATACOMM	8,000	194,004.00	0.00
GLENAYRE TECH	1,400	77,875.00	0.00
GREAT FINANCIAL	48,000	839,591.20	0.00
HARVEYS CASINO	7,000	101,919.00	1.10
HBO & CO	6,100	199,200.00	0.49
HEALTHCARE COMPARE	9,800	263,617.50	0.00
HEALTHSOUTH REHABILITATION	4,100	151,832.00	0.00
HOLLYWOOD ENTMT	6,500	165,937.50	0.00
HOMECARE MGMT	9,000	129,354.42	0.00
HOUGHTON MIFFLIN	28,000	1,186,124.10	2.03
IBM	3,000	209,805.00	1.43
IMRS	1,000	31,500.00	0.00
INTEL CORP	30,600	1,995,087.85	0.37
INTERVOICE	21,300	293,993.75	0.00
IVAX CORP	5,000	100,925.00	0.30
JONES APPAREL	43,000	985,432.60	0.00
LAM RESEARCH	2,000	76,000.00	0.00
LOGICON	6,000	191,199.06	1.00
MCCAW CELLULAR	18,700	994,540.80	0.00
MEDAPHIS CORP	5,000	175,000.00	0.00
MEDEVA PLC	23,900	224,538.01	0.85
MEDIC COMPUTER	8,500	174,250.00	0.00
MENS WEARHOUSE	6,000	125,062.80	0.00
MERRY LAND & INVT	2,900	57,086.50	7.11
METHODE ELEC CL A	3,500	60,375.00	0.70
MISSISSIPPI CHEMICAL	6,500	113,750.00	0.00
MITEK SURGICAL	3,800	75,900.00	0.00
MOBIL CORP	12,000	979,005.00	4.17
NEWPARK RES	13,500	242,625.00	0.00
NOBLE DRILLING	10,900	79,706.25	0.00
O'CHARLEYS	3,000	42,750.00	0.00
OEA INC	6,800	189,254.00	0.54
PARAMETRIC TECH	2,300	66,125.00	0.00
PARCPLACE SYSTEMS	7,000	153,500.00	0.00
PATTERSON DENTAL	9,800	165,375.00	0.00
PHILLIPS PETE	10,000	340,600.00	3.29
PHYSICIAN CORP	8,900	196,975.00	0.00
PIONEER GROUP	7,900	355,725.00	1.42
PRICE COSTCO	28,600	446,034.60	0.00
PRIME HOSPITALITY	5,000	41,206.50	0.00
QUALCOMM	5,000	124,690.00	0.00
QUALITY FOOD CTR	2,400	55,800.00	0.86
QUANTUM HLTH RES	2,700	96,525.00	0.00

PERMANENT UNIVERSITY FUND
SCHEDULE OF SECURITIES PURCHASED

765

(September 1, 1994 through September 30, 1994)

SECURITY	PAR VALUE OR (1) NO. OF SHARES	TOTAL PRINCIPAL COST	YIELD (2) AT COST
READ RITE	3,900	73,368.75	0.00
RELIANCE STL&ALUM	12,600	194,589.00	0.00
ROOSEVELT FINANCIAL	46,000	772,800.00	2.62
SCIMED LIFE SYS	1,600	66,500.00	0.00
SEQUENT COMPUTER	500	8,906.25	0.00
SHOREWOOD PKG	6,000	125,250.00	0.00
SIERRA HEALTH SVC	10,200	280,433.06	0.00
SKYWEST	9,700	261,762.50	0.30
SONAT INC.	30,000	943,462.50	3.43
SOUTHWEST AIR	41,000	984,032.00	0.17
SPRINT CORP.	6,000	236,520.00	2.54
STATE STREET BOST	4,200	167,976.50	1.50
STRATACOM	5,200	207,468.75	0.00
SUNRISE MEDICAL	10,900	276,579.13	0.00
SYMANTEC CORP	6,500	99,937.50	0.00
SYQUEST TECH	7,600	74,575.00	0.00
TENCOR INSTRUMENT	500	16,500.00	0.00
TOMMY HILFIGER	6,600	261,058.56	0.00
TRIBUNE CO	32,000	1,766,590.00	1.88
TRIMBLE NAVIGATION	9,500	141,812.50	0.00
U S ROBOTICS	7,800	278,362.50	0.00
ULTRATECH STEPPER	4,000	124,000.00	0.00
UNION PLANTERS	1,200	30,601.20	3.61
URBAN OUTFITTERS	4,000	99,000.00	0.00
USX-US STEEL GRP	28,000	1,114,680.00	2.51
VANS	28,000	193,643.20	0.00
VERIFONE INC	3,000	65,527.80	0.00
VIGORO	4,000	118,740.00	2.56
VIKING OFFICE	1,700	48,450.00	0.00
WAL-MART STORES	44,900	1,102,744.00	0.69
WATSON PHARMACEUTICALS	8,500	193,375.00	0.00
WINDMERE CORP	3,000	35,430.00	1.69
WMX TECHNOLOGIES	15,000	441,525.00	2.04
ZEMEX	10,000	100,000.00	0.00
ZENITH LABS	6,400	138,800.00	0.00
TOTAL COMMON STOCKS		32,571,926.95	1.46
INDEX FUNDS			
AUSTRALIA EQ FUND	58,807	1,668,389.86	
AUSTRIA EQ FUND	21,930	521,917.78	
BELGIUM EQ FUND	33,209	752,080.56	
CANADA EQ FUND	159,467	1,822,570.86	
DENMARK EQ FUND	38,761	855,878.66	
FINLAND EQ FUND	23,898	367,993.33	
FRANCE EQ FUND	174,908	4,534,511.23	
GERMANY EQ FUND	227,117	4,556,608.43	
HONG KONG EQ FUND	37,797	2,686,178.10	
IRELAND EQ FUND B	14,224	189,112.61	
ITALY EQ FUND	64,302	913,221.15	
JAPAN EQ FUND	921,202	19,376,101.78	

**PERMANENT UNIVERSITY FUND
SCHEDULE OF SECURITIES PURCHASED**

766

(September 1, 1994 through September 30, 1994)

SECURITY	PAR VALUE OR (1) NO OF SHARES	TOTAL PRINCIPAL COST	YIELD (2) AT COST
MALAYSIA EQ FD B	65,924	1,029,964.99	
NETHERLANDS EQ FD	70,786	2,172,736.72	
NEW ZEALAND EQ FD	34,948	460,110.90	
NORWAY EQ FUND	17,254	255,621.10	
SINGAPORE EQ FUND	6,102	341,082.87	
SPAIN EQ FUND	60,196	704,757.97	
SWEDEN EQ FUND	25,743	638,269.39	
SWITZERLAND EQ FD	72,786	1,776,972.27	
UNITED KINGDOM EQ	363,823	8,983,839.75	
TOTAL INDEX FUNDS		<u>54,607,920.31</u>	
PRIVATE INVESTMENTS			
DRLX PARTNERS L P		153,620.69	
MORGENTHALER		656,250.00	
TEXAS GROWTH FUND		56,694.00	
WOODLANDS/ESSEX		400,000.00	
TOTAL PRIVATE INVESTMENTS		<u>1,266,564.69</u>	
TOTAL EQUITY SECURITIES		<u>88,446,411.95</u>	
TOTAL SECURITIES PURCHASED		<u><u>115,773,259.95</u></u>	

(1) Reflects par value for Debt Securities and number of shares actually purchased for Equity Securities, excluding shares received as a result of stock splits and dividends subsequent to date of purchase.

(2) Yield on Common Stocks based on cost price and indicated dividend rate as of 9/30/94. Current yield is not calculated on Index Funds since scheduled income payments are not fixed at a current rate. Current yield is not calculated on Private Investments due to absence of scheduled interest and dividend payments.

PERMANENT UNIVERSITY FUND
EQUITIES -- OTHER CHANGES
(September 1, 1994 through September 30, 1994)

767

STOCK SPLITS, DIVIDENDS AND DISTRIBUTIONS	SHARES RECEIVED
3COM CORP 2 FOR 1 STOCK SPLIT	25,400
ARCTCO INC 3 FOR 2 STOCK SPLIT	6,850
BMC INDUSTRIES INC 2 FOR 1 STOCK SPLIT	6,300
CABLETRON SYSTEMS 2.5 FOR 1 STOCK SPLIT	3,150
ESMOR CORRECTIONAL SERVICES 5% STOCK DIVIDEND	600
GOODMARK FOODS INC 2 FOR 1 STOCK SPLIT	2,500
HARLEY-DAVIDSON 2 FOR 1 STOCK SPLIT	3,700
SPORTS & RECREATION INC 3 FOR 2 STOCK SPLIT	13,900
TETRA TECH 5 FOR 4 STOCK SPLIT	11,125
WILLIAMS SONOMA 3 FOR 2 STOCK SPLIT	3,000

PERMANENT UNIVERSITY FUND
SCHEDULE OF SECURITIES SOLD, CALLED OR MATURED

768

(September 1, 1994 through September 30, 1994)

SECURITY	PAR VALUE OR NO. OF SHARES	BOOK VALUE OF HOLDINGS	NET SALES PROCEEDS	GAIN OR (LOSS) OVER BOOK VALUE
DEBT SECURITIES:				
U. S. GOVT. AGENCY OBLIG (GUARANTEED) - GNMA POOLS				
G N M A PASS THR 48879 13.500% ,05/15/11	133.68	120.94	133.68	12.74
G N M A PASS TH 290652 9.500% ,08/15/20	74,953.53	74,520.03	74,953.53	433.50
G N M A PASS THR 45386 13.000% ,04/15/11	788.70	712.16	788.70	76.54
G N M A PASS THR 45915 13.000% ,04/15/11	139.83	135.82	139.83	4.01
G N M A PASS THR 45940 13.500% ,05/15/11	12,885.53	11,656.79	12,885.53	1,228.74
G N M A PASS THR 47171 13.000% ,04/15/11	151.90	146.49	151.90	5.41
G N M A PASS THR 47219 13.000% ,04/15/11	342.98	329.71	342.98	13.27
G N M A PASS THR 47339 13.500% ,04/15/11	77.09	69.73	77.09	7.36
G N M A PASS THR 45053 13.500% ,05/15/11	222.41	201.81	222.41	20.60
G N M A PASS THR 48143 13.500% ,05/15/11	74.68	67.78	74.68	6.90
G N M A PASS THR 44298 12.500% ,11/15/10	281.58	267.52	281.58	14.06
G N M A PASS THR 49003 13.500% ,05/15/11	69.21	62.63	69.21	6.58
G N M A PASS THR 49208 13.500% ,05/15/11	35.57	32.28	35.57	3.29
G N M A PASS THR 49276 13.500% ,01/15/12	4.31	4.27	4.31	.04
G N M A PASS THR 49550 13.000% ,07/15/11	121.42	107.97	121.42	13.45
G N M A PASS THR 49551 12.000% ,07/15/11	340.78	285.77	340.78	55.01
G N M A PASS TH 131670 11.500% ,05/15/15	121.10	120.47	121.10	.63
G N M A PASS TH 151185 10.000% ,02/15/16	72,288.87	71,072.95	72,288.87	1,215.92
G N M A PASS TH 224630 10.500% ,10/15/17	26,008.01	24,969.82	26,008.01	1,038.19
G N M A PASS TH 233778 10.000% ,02/15/18	43,844.02	43,599.43	43,844.02	244.59
G N M A PASS TH 252468 10.000% ,06/15/19	39,324.10	39,043.80	39,324.10	280.30
G N M A PASS THR 47634 13.500% ,05/15/11	51.37	50.84	51.37	.53
G N M A PASS THR 16676 8.000% ,04/15/07	58,983.04	58,746.91	58,983.04	236.13
G N M A PASS THRU 2084 7.000% ,09/15/02	6,610.11	6,570.25	6,610.11	39.86
G N M A PASS THRU 2455 5.500% ,02/15/99	6,223.50	5,688.59	6,223.50	534.91
G N M A PASS THRU 8790 8.250% ,04/15/06	782.03	781.71	782.03	.32

PERMANENT UNIVERSITY FUND
 SCHEDULE OF SECURITIES SOLD, CALLED OR MATURED 769
 (September 1, 1994 through September 30, 1994)

SECURITY	PAR VALUE OR NO. OF SHARES	BOOK VALUE OF HOLDINGS	NET SALES PROCEEDS	GAIN OR (LOSS) OVER BOOK VALUE
G N M A PASS THRU 9323 8.250% ,06/15/06	5,840.55	5,819.51	5,840.55	21.04
G N M A PASS THRU 9675 8.250% ,04/15/06	22,070.44	22,051.83	22,070.44	18.61
G N M A PASS THRU 9806 8.250% ,05/15/06	756.15	755.82	756.15	33
G N M A PASS THRU 9813 8.250% ,04/15/06	222.36	222.17	222.36	.19
G N M A PASS THR 10215 8.250% ,06/15/06	667.71	667.43	667.71	.28
G N M A PASS THR 45236 13.500% ,05/15/11	780.35	707.73	780.35	72.62
G N M A PASS THR 10834 8.250% ,06/15/06	508.68	508.20	508.68	.48
G N M A PASS TH 291147 10.000% ,05/15/20	18,061.80	18,061.80	18,061.80	.00
G N M A PASS THR 35288 11.000% ,03/15/10	11,942.79	11,830.30	11,942.79	112.49
G N M A PASS THR 38584 13.500% ,05/15/10	24.04	21.85	24.04	2.19
G N M A PASS THR 39589 13.500% ,08/15/10	143.18	142.97	143.18	.21
G N M A PASS THR 40016 12.500% ,06/15/10	472.99	464.71	472.99	8.28
G N M A PASS THR 40153 13.500% ,05/15/10	6.09	5.53	6.09	.56
G N M A PASS THR 40310 13.500% ,05/15/10	66.56	66.27	66.56	.29
G N M A PASS THR 40744 12.500% ,05/15/10	13,667.60	13,428.94	13,667.60	238.66
G N M A PASS THR 41007 13.500% ,07/15/10	3,128.57	3,123.37	3,128.57	5.20
G N M A PASS THR 41570 13.500% ,05/15/10	3,732.41	3,709.53	3,732.41	22.88
G N M A PASS THR 43162 12.500% ,11/15/10	76.98	73.13	76.98	3.85
G N M A PASS THR 10770 8.250% ,05/15/06	2,323.15	2,284.87	2,323.15	38.28
G N M A PASS TH 271412 10.000% ,06/15/19	432.59	429.51	432.59	3.08
G N M A II PASS THRU 1212 7.000% ,06/20/23	19,231.14	19,183.80	19,231.14	47.34
G N M A MIDGET PASS TH 201307 8.000% ,03/15/02	50,172.85	50,092.68	50,172.85	80.17
G N M A MIDGET PASS TH 139698 9.000% ,08/15/01	98,333.86	97,575.71	98,333.86	758.15
G N M A MIDGET PASS TH 182539 8.000% ,01/15/02	4,261.98	4,260.88	4,261.98	1.10
G N M A MIDGET PASS TH 183691 8.000% ,01/15/02	3,415.65	3,414.77	3,415.65	.88
G N M A MIDGET PASS TH 189914 8.000% ,01/15/02	3,864.15	3,863.15	3,864.15	1.00
G N M A MIDGET PASS TH 194952 8.000% ,01/15/02	11,167.13	11,164.26	11,167.13	2.87
G N M A MIDGET PASS TH 206065 8.000% ,01/15/02	3,797.35	3,796.37	3,797.35	.98

PERMANENT UNIVERSITY FUND
SCHEDULE OF SECURITIES SOLD, CALLED OR MATURED 770
(September 1, 1994 through September 30, 1994)

SECURITY	PAR VALUE OR NO. OF SHARES	BOOK VALUE OF HOLDINGS	NET SALES PROCEEDS	GAIN OR (LOSS) OVER BOOK VALUE
GNMA MIDGET PASS TH 152730 9.000% ,06/15/01	9,739.03	9,720.15	9,739.03	18.88
GNMA (TEXAS MTGE) BBD - PL 55789 14.000% ,04/15/12	88.87	80.77	88.87	8.10
GNMA (TEXAS MTGE) PASS THR 54207 14.000% ,03/15/12	79.92	75.45	79.92	4.47
GNMA MOBILE A POOL #160183 9.250% ,02/15/99	15,805.17	15,705.47	15,805.17	99.70
TOTAL	649,741.44	642,675.40	649,741.44	7,066.04

U. S. GOVT. AGENCY OBLIG (NON-GTD) - FHMLC

F H L M C PRT CTF 170037 13.500% ,10/01/10	5,370.40	5,327.53	5,370.40	42.87
F H L M C PRT CTF 170139 11.500% ,08/01/15	9,144.50	9,099.18	9,144.50	45.32
F H L M C PRT CTF 170051 15.500% ,06/01/11	685.80	680.87	685.80	4.93
F H L M C PRT CTF 170147 11.000% ,11/01/15	6,964.48	6,947.79	6,964.48	16.69
F H L M C PRT CTF 170047 16.250% ,05/01/11	633.60	632.59	633.60	1.01
F H L M C 21 SER PRT CTF 215711 9.500% ,12/01/01	8,609.53	8,585.59	8,609.53	23.94
F H L M C BALLOON GOLD PC M80037 8.500% ,03/01/98	51,695.60	51,695.60	51,695.60	.00
F H L M C GNOME PRT CTF 380005 9.500% ,07/01/02	76,132.69	76,031.98	76,132.69	100.71
F H L M C GNOME PRT CTF 380008 9.500% ,09/01/02	63,032.40	62,901.67	63,032.40	130.73
F H L M C GNOME PRT CTF 380048 10.500% ,05/01/04	109,376.44	109,325.91	109,376.44	50.53
F H L M C GNOME PRT CTF 200060 9.000% ,12/01/01	10,504.78	10,384.40	10,504.78	120.38
F H L M C GNOME PRT CTF 380095 9.000% ,08/01/05	34,610.64	34,580.00	34,610.64	30.64
F H L M C GNOME PRT CTF 380003 9.500% ,06/01/02	8,658.01	8,602.09	8,658.01	55.92
F H L M C MUL FAM PRT CTF 220022 9.250% ,06/01/02	567,983.85	563,471.34	567,983.85	4,512.51
F H L M C MUL-FAM PRT CTF 220023 9.750% ,08/01/02	488,502.87	484,593.46	488,502.87	3,909.41
F H L M C MUL-FAM PRT CTF 240001 9.500% ,11/01/97	313,123.00	310,549.16	313,123.00	2,573.84
F H L M C TPM PRT CTF 735015 10.000% ,06/01/05	10,302.80	10,232.15	10,302.80	70.65
TOTAL	1,765,331.39	1,753,641.31	1,765,331.39	11,690.08

U. S. GOVT. AGENCY OBLIG (NON-GTD) CMO'S

F H L M C CMO 1-C 9.250% ,08/15/13	188,288.10	183,226.92	188,288.10	5,061.18
F H L M C CMO 20E 9.500% ,12/15/02	103,685.60	103,171.32	103,685.60	514.28

PERMANENT UNIVERSITY FUND
 SCHEDULE OF SECURITIES SOLD, CALLED OR MATURED **771**
 (September 1, 1994 through September 30, 1994)

SECURITY	PAR VALUE OR NO. OF SHARES	BOOK VALUE OF HOLDINGS	NET SALES PROCEEDS	GAIN OR (LOSS) OVER BOOK VALUE
F H L M C CMO 9-D 9.250% ,07/15/15	55,505.70	51,235.89	55,505.70	4,269.81
F N M A CMO 89-74 9.625% ,01/25/19	680,149.60	675,935.53	680,149.60	4,214.07
FHLMC CMO 1029-C 9.000% ,08/15/12	306,326.65	297,644.22	306,326.65	8,682.43
FHLMC CMO 135A 8.750% ,05/15/00	2,079.30	2,055.60	2,079.30	23.70
FHLMC CMO 169-E 9.000% ,07/15/00	486,491.60	481,287.27	486,491.60	5,204.33
FNMA CMO 90-124 9.000% ,08/25/11	21,801.61	21,718.29	21,801.61	83.32
TOTAL	<u>1,844,328.16</u>	<u>1,816,275.04</u>	<u>1,844,328.16</u>	<u>28,053.12</u>
CORPORATE BONDS - CMO'S				
AMER SW CMO 62-C 8.800% ,07/01/16	206,081.16	198,527.20	206,081.16	7,553.96
AMER SW CMO 68-B 8.750% ,10/01/18	85,777.45	77,432.31	85,777.45	8,345.14
GS TRUST 2 FHLMC CMO A-5 8.970% ,09/20/18	413,684.20	410,820.48	413,684.20	2,863.72
GTD MTGE CMO 9.000% ,12/01/07	17,906.43	17,488.60	17,906.43	417.83
LOMAS MTGE CMO 9.700% ,06/25/07	341,582.39	331,147.33	341,582.39	10,435.06
MDC MTGE FDNG CMO 9.350% ,02/01/07	55,558.50	55,436.23	55,558.50	120.27
RESIDNTL RES CMO 8.350% ,02/21/08	107,272.75	105,200.13	107,272.75	2,072.62
RYLAND ACCEPT CMO 8.350% ,12/01/12	200,560.29	200,488.08	200,560.29	72.21
WESTAM MTG CMO 1C 8.550% ,09/01/12	244,818.09	223,535.96	244,818.09	21,282.13
WESTAM MTG CMO 4I 8.950% ,08/01/18	38,987.90	38,340.34	38,987.90	647.56
TOTAL	<u>1,712,207.16</u>	<u>1,658,416.66</u>	<u>1,712,207.16</u>	<u>53,790.50</u>
CORPORATE BONDS				
CONSUMERS POWER SF DEBS 4.625% ,09/01/94	1,162,000.00	1,162,000.00	1,162,000.00	.00
SAN DIEGO G & E 1ST MTGE 5.500% ,09/01/94	746,000.00	746,000.00	746,000.00	.00
TOTAL	<u>1,908,000.00</u>	<u>1,908,000.00</u>	<u>1,908,000.00</u>	<u>.00</u>
TOTAL DEBT SECURITIES	<u><u>7,879,608.15</u></u>	<u><u>7,779,008.41</u></u>	<u><u>7,879,608.15</u></u>	<u><u>100,599.74</u></u>
EQUITY SECURITIES :				
COMMON STOCKS				
3COM CORP	27,800	1,190,939.64	1,577,514.19	386,574.55
ABM INDUSTRIES	6,800	113,496.00	141,537.26	28,041.26
ADAPTEC INC	3,100	62,868.00	59,868.75	(2,999.25)
ADVO INC	3,900	71,789.25	64,601.33	(7,187.92)

PERMANENT UNIVERSITY FUND
 SCHEDULE OF SECURITIES SOLD, CALLED OR MATURED 772

(September 1, 1994 through September 30, 1994)

SECURITY	PAR VALUE OR NO. OF SHARES	BOOK VALUE OF HOLDINGS	NET SALES PROCEEDS	GAIN OR (LOSS) OVER BOOK VALUE
ALC COMMUNICATIONS	1,200	40,658.07	39,676.67	(981.40)
AMCAST INDUSTRIAL	5,000	120,925.00	112,821.22	(8,103.78)
AMDAHL CORP - CLAS	0	.00	1,346.65	1,346.65
AMERICAN COLLOID	12,000	277,164.00	181,620.00	(95,544.00)
ASPECT TELECOMMUNICATIONS	5,300	149,434.44	191,562.50	42,128.06
ASTEC INDUSTRIES	5,000	78,281.25	68,750.00	(9,531.25)
AUTODESK, INC.	100	4,406.00	6,143.75	1,737.75
BANKERS TRUST NY	7,500	425,616.95	549,844.15	124,227.20
BOWNE & CO	2,900	62,643.78	60,792.69	(1,851.09)
BRUSH WELLMAN INC	4,000	68,808.97	67,257.75	(1,551.22)
CELESTRIAL SEASNG	8,400	127,910.70	153,300.00	25,389.30
CELLULAR TECH SVC	19,200	295,996.80	241,850.00	(54,146.80)
CHAMPION INT'L	28,000	725,530.05	1,023,085.83	297,555.78
CHIRON CORP	2,700	149,321.65	181,777.50	32,455.85
CIGNA CORP	18,900	1,153,893.69	1,248,474.33	94,580.64
COMPUTER HORIZONS	10,000	108,313.95	104,000.00	(4,313.95)
CONCORD EFS	9,200	234,436.00	259,900.00	25,464.00
COPLEY PHARMACEUTICAL	5,600	175,700.00	149,800.00	(25,900.00)
CORDIS CORP	4,500	199,965.13	239,750.00	39,784.87
CORPORATE EXPRESS	1,500	24,000.00	33,000.00	9,000.00
COTT CORP QUE	8,100	96,188.58	111,375.00	15,186.42
DAKA INTL INC	8,000	98,272.73	110,000.00	11,727.27
DANA CORPORATION	12,000	354,360.00	336,705.15	(17,654.85)
DANKA BUS SYSTEMS	2,600	56,465.50	47,612.50	(8,853.00)
DIAGNOSTEK INC	10,500	242,856.75	214,732.81	(28,123.94)
DIXIE YARNS INC	52,300	517,016.25	466,671.80	(50,344.45)
DSG INTERNATIONAL	8,800	196,556.80	255,687.50	59,130.70
DURIRON CO INC	13,700	241,337.50	227,000.00	(14,337.50)
ECC INTERNATIONAL	13,000	199,576.80	170,662.08	(28,914.72)
ELECTRONIC ARTS	2,900	94,424.00	51,293.75	(43,130.25)
ELECTRONICS IMAGING	4,800	79,776.75	108,105.00	28,328.25
EMERSON ELECTRIC	8,700	490,472.00	548,647.19	58,175.19
ENTERRA CORP	4,000	84,989.11	93,448.87	8,459.76
ESMOR CORRECTINAL	22,000	195,128.57	191,562.50	(3,566.07)
EXXON CORP	16,900	935,493.60	1,002,400.04	66,906.44
FARAH INC	20,000	327,500.00	307,830.09	(19,669.91)
FLIR SYS INC	20,000	272,000.00	247,500.00	(24,500.00)
FRANKLIN QUEST	11,100	410,601.30	417,621.82	7,020.52
FRESH AMERICA	14,300	127,781.51	129,000.00	1,218.49
FULCRUM TECH	8,000	114,000.00	94,000.00	(20,000.00)
GALEY & LORD	11,000	188,805.29	206,250.00	17,444.71
GERRITY OIL & GAS	24,300	197,277.28	183,978.11	(13,299.17)
GOODMARK FOODS INC	11,200	133,112.50	154,000.00	20,887.50
GYMBOREE	2,500	49,062.50	71,250.00	22,187.50
HEALTH & RETIREMENT	59,800	867,909.91	899,503.28	31,593.37
ILLINOIS CENTRAL	16,400	566,086.00	501,249.25	(64,836.75)
INLAND STEEL	3,000	104,406.00	122,823.39	18,417.39
INTER REG FINL	1,000	24,061.69	24,876.66	814.97
INTERTRANS	8,800	113,344.00	112,200.00	(1,144.00)
INTL CABLETEL INC	12,800	347,200.00	334,400.00	(12,800.00)

PERMANENT UNIVERSITY FUND
 SCHEDULE OF SECURITIES SOLD, CALLED OR MATURED 773

(September 1, 1994 through September 30, 1994)

SECURITY	PAR VALUE OR NO. OF SHARES	BOOK VALUE OF HOLDINGS	NET SALES PROCEEDS	GAIN OR (LOSS) OVER BOOK VALUE
NVACARE CORP	3,500	96,143.83	108,775.80	12,631.97
NVESTMENT TECH	15,300	164,625.00	194,475.00	29,850.00
KLA INSTRUMENTS	500	20,030.00	24,500.00	4,470.00
LAM RESEARCH	1,200	42,660.00	42,600.00	(60.00)
LATTICE SEMICONDUCTOR	2,600	49,083.28	48,750.00	(333.28)
LEE ENTERPRISES I	74,000	2,612,906.60	2,557,595.18	(55,311.42)
LILLY (ELI)	3,500	176,163.02	203,658.20	27,495.18
LIMITED INC.	112,500	2,011,140.00	2,157,234.35	146,094.35
LYDALL INC	1,500	42,090.00	50,158.32	8,068.32
MCGRAW-HILL INC	3,400	208,629.69	237,788.06	29,158.37
MCI COMMUNICATION	62,500	1,461,440.50	1,496,935.67	35,495.17
MCN CORP.	8,700	278,961.77	338,766.69	59,804.92
MEDICUS SYSTEMS	5,500	92,575.43	69,500.00	(23,075.43)
METHANEX	8,000	124,012.00	144,000.00	19,988.00
MICRON TECHNOLOGY	5,000	185,300.00	198,958.35	13,658.35
MODEL IMPERIAL	5,000	40,000.00	31,875.00	(8,125.00)
MONTEREY PASTA	18,100	188,775.00	226,250.00	37,475.00
MUTUAL RISK MGMT	9,500	228,315.50	244,141.84	15,826.34
NAUTICA ENTERPRISES	2,500	52,889.25	66,875.00	13,985.75
NETWORK SIX	32,900	436,587.50	374,195.00	(62,392.50)
NOVELL INC	46,700	1,238,823.79	732,346.71	(506,477.08)
NOVELLUS SYSTEMS	1,000	33,250.00	45,375.00	12,125.00
OHM CORP	23,400	288,966.95	268,936.98	(20,029.97)
ON ASSIGNMENT	9,000	111,204.24	110,878.60	(325.64)
OPTI INC	12,000	192,000.00	159,000.00	(33,000.00)
PATTERSON DENTAL	9,600	177,150.00	187,200.00	10,050.00
PHELPS DODGE CORP	11,000	489,885.10	678,732.35	188,847.25
PHYSICIAN CORP	4,900	111,731.30	116,375.00	4,643.70
PLY GEM IND	8,900	177,156.16	201,690.55	24,534.39
POWERSOFT CORP	1,800	112,608.00	86,625.00	(25,983.00)
REGENCY HEALTH	19,100	194,775.85	186,464.25	(8,311.60)
RITE AID CORP	157,800	3,050,765.20	3,304,221.54	253,456.34
ROCK BOTTOM RESTAURANTS	20,900	174,630.94	230,432.99	55,802.05
SERVICE MASTER	30,000	572,454.68	766,594.38	194,139.70
SODAK GAMING	14,900	184,275.00	243,902.57	59,627.57
STANDARD PRODUCTS	7,900	267,271.70	217,745.71	(49,525.99)
STRATACOM	2,300	86,777.08	87,975.00	1,197.92
STRYKER CORP	100	2,756.00	3,562.50	806.50
SYBASE INC	800	36,448.00	39,200.00	2,752.00
SYQUEST TECH	8,500	96,179.99	80,750.00	(15,429.99)
SYSTEM SOFTWARE	16,700	245,175.00	235,639.30	(9,535.70)
TETRA TECH	20,000	174,830.00	167,437.50	(7,392.50)
TRANSCANADA PIPE	374,800	5,501,688.00	4,886,060.86	(615,627.14)
TUBOSCOPE VETCO	24,000	163,178.40	173,812.50	10,634.10
U S ROBOTICS	2,100	72,750.97	68,775.00	(3,975.97)
VERIFONE INC	10,800	219,187.50	225,943.75	6,756.25
VIKING OFFICE	3,000	68,398.33	84,000.00	15,601.67
WALL DATA	3,500	132,781.25	110,250.00	(22,531.25)
WARNER LAMBERT	6,000	408,100.67	493,123.55	85,022.88
WATSON PHARMACEUTICALS	5,600	140,000.00	139,076.00	(924.00)

PERMANENT UNIVERSITY FUND
 SCHEDULE OF SECURITIES SOLD, CALLED OR MATURED 774

(September 1, 1994 through September 30, 1994)

SECURITY	PAR VALUE OR NO. OF SHARES	BOOK VALUE OF HOLDINGS	NET SALES PROCEEDS	GAIN OR (LOSS) OVER BOOK VALUE
WEATHERFORD INTL	15,000	218,855.00	179,094.00	(37,761.00)
WHEELABRATOR TECH	26,800	503,057.20	440,577.26	(62,479.94)
WILLIAMS SONOMA	1,600	51,557.89	69,000.00	17,442.11
ZENITH LABS	6,400	138,800.00	156,000.00	17,200.00
ZILOG INC	5,400	172,492.74	178,200.00	5,707.26
TOTAL COMMON STOCKS		37,908,453.54	38,672,692.67	764,239.13
INDEX FUNDS				
DENMARK EQ FUND	0	73.60	73.60	.00
FINLAND EQ FUND	0	66.22	66.22	.00
HONG KONG EQ FUND	0	602.51	602.51	.00
NORWAY EQ FUND	0	25.69	25.69	.00
SWEDEN EQ FUND	0	43.68	43.68	.00
TOTAL INDEX FUNDS		811.70	811.70	.00
PRIVATE INVESTMENTS				
630 INVESTORS		35,415.00	35,415.00	.00
CHEYENNE III		230,236.82	230,236.82	.00
GOLDSTON JETER		22,464.53	22,464.53	.00
GOLDSTON OIL GLADEWATER		2,927.18	2,927.18	.00
TOTAL PRIVATE INVESTMENTS		291,043.53	291,043.53	.00
TOTAL EQUITY SECURITIES		38,200,308.77	38,964,547.90	764,239.13
CASH & CASH EQUIVALENTS				
MONEY MARKET FUNDS (NET)		55,495,135.96	55,495,135.96	.00
CASH AT STATE TREASURY		8,700,511.00	8,700,511.00	.00
TOTAL CASH & CASH EQUIVALENTS		64,195,646.96	64,195,646.96	.00
TOTAL SALES, CALLS, OR MATURITIES		110,174,964.14	111,039,803.01	864,838.87

PERMANENT UNIVERSITY FUND
 SCHEDULE OF CAPITAL GAINS/(LOSSES) REINVESTED

775

(September 1, 1994 through September 30, 1994)

SECURITY	NO. SHARES	INCREASE (DECREASE) BOOK VALUE OF HOLDINGS	GAIN OR (LOSS)
INDEX FUNDS:			
AUSTRALIA EQ FUND	0	4,718.19	4,718.19
AUSTRIA EQ FUND	0	29,889.35	29,889.35
BELGIUM EQ FUND	0	1,543.07	1,543.07
CANADA EQ FUND	0	26,765.21	26,765.21
DENMARK EQ FUND	0	2,921.20	2,921.20
FINLAND EQ FUND	0	12,286.13	12,286.13
FRANCE EQ FUND	0	29,136.65	29,136.65
GERMAN EQ FUND	0	2,332.56	2,332.56
ITALY EQ FUND	0	1,951.83	1,951.83
JAPAN EQ FUND	0	(11.04)	(11.04)
MALAYSIA EQ FUND B	0	6,304.06	6,304.06
NETHERLANDS EQ FUND	0	781.91	781.91
NORWAY EQ FUND	0	888.20	888.20
SPAIN EQ FUND	0	(8,179.74)	(8,179.74)
SWEDEN EQ FUND	0	5,408.07	5,408.07
SWITZERLAND EQ FUND	0	5,748.03	5,748.03
UNITED KINGDOM EQ FUND	0	351.73	351.73
TOTAL INDEX FUNDS		<u>122,835.41</u>	<u>122,835.41</u>

PERMANENT UNIVERSITY FUND
SCHEDULE OF CONVERSIONS

776

(September 1, 1994 through September 30, 1994)

ASSETS CONVERTED			ASSETS RECEIVED	
SECURITY DESCRIPTION	SECURITY BOOK VALUE	GAIN	SECURITY DESCRIPTION	SECURITY BOOK VALUE
CCORP SECURED NOTES, 10.50%, 12/15/89 (BANKRUPTCY DISTRIBUTION)	0.00	0.00	GENERAL BANK TRUST UNITS (461.88 SHARES) MCCORP BANK CLAIM UNITS (439.09 SHARES) MCCORP FINL CLAIM UNITS (461.88 SHARES)	0.00 0.00 0.00
	0.00			0.00

II. COMMON TRUST FUND

REPORT ON SECURITIES TRANSACTIONS – The following securities transactions have been made for the Common Trust Fund. The Vice Chancellor for Asset Management recommends approval by the Board of Regents of these transactions.

**COMMON TRUST FUND
SCHEDULE OF SECURITIES PURCHASED**

(August 1, 1994 through August 31, 1994)

SECURITY	PAR VALUE OR (1) NO. OF SHARES	TOTAL PRINCIPAL COST	YIELD (2) AT COST
DEBT SECURITIES :			
U. S. GOVERNMENT OBLIG (DIRECT)			
<hr/>			
U S TREASURY NOTES			
6.875% ,07/31/99	4,000,000.00	3,975,000.00	7.03
TOTAL U. S. GOVERNMENT OBLIG (DIRECT)	4,000,000.00	3,975,000.00	7.03
<hr/>			
CORPORATE BONDS			
<hr/>			
GEN ELEC CAPITAL MED TERM NOTES			
7.500% ,06/15/09	500,000.00	478,435.00	8.00
NEW YORK LIFE INS SURPLUS NOTES			
6.400% ,12/15/03	1,500,000.00	1,344,465.00	8.00
PROVIDIAN MED TERM NOTES			
8.300% ,03/15/15	2,000,000.00	2,000,000.00	8.30
TOTAL CORPORATE BONDS	4,000,000.00	3,822,900.00	8.16
TOTAL DEBT SECURITIES	8,000,000.00	7,797,900.00	7.58
<hr/>			
EQUITY SECURITIES :			
COMMON STOCKS			
<hr/>			
AAON	800	12,300.00	0.00
ABBOTT LABS	1,200	33,822.00	2.70
ADTRAN	2,000	41,000.00	0.00
ALIAS RESEARCH	1,900	26,795.70	0.00
ALLTEL CORP	6,500	176,441.97	3.24
ALUMINUM CO AMERICA	600	46,369.20	2.07
AMCAST INDUSTRIAL	500	10,467.50	2.48
AMERICAN BARRICK	1,200	26,322.00	0.91
AMERITECH CORP	3,000	127,218.90	4.53
ARCTCO INC	1,700	49,800.00	0.96
ASCEND COMMUNICATIONS	1,000	20,250.00	0.00
ASPECT TELECOMM	400	12,200.00	0.00
AVALON PROPERTIES	8,000	171,000.00	6.74
BIRMINGHAM STEEL	2,000	49,370.00	1.62
BOSTON TECH	5,900	68,400.00	0.00
BROOKLYN BANCORP	1,000	36,000.00	0.00
BUFFETS INC	2,800	46,873.20	0.00
C COR ELECTRONICS	1,500	39,187.50	0.00
CAMPO ELECTRS	100	870.75	0.00
CAREMARK INT'L	8,400	178,192.00	0.19
CELESTRIAL SEASNG	1,400	19,541.64	0.00
CHESAPEAKE CORP	2,400	72,227.00	2.40
CHIRON CORP	2,600	143,647.25	0.00
CHRYSLER CORP	800	28,272.60	2.12
CLINICOM	1,700	30,387.50	0.00
CONCORD EFS	2,100	53,455.50	0.00
CROWN AMERICAN REALTY	4,000	54,240.00	10.32

COMMON TRUST FUND
SCHEDULE OF SECURITIES PURCHASED

779

(August 1, 1994 through August 31, 1994)

SECURITY	PAR VALUE OR (1) NO. OF SHARES	TOTAL PRINCIPAL COST	YIELD (2) AT COST
DATA GENERAL CORP	1,000	7,935.00	0.00
DEVON GROUP INC.	1,800	35,133.00	0.00
DF&R RESTAURANTS	1,400	34,300.00	0.00
DIXIE YARNS INC	600	5,730.00	2.09
DORSEY TRAILERS	2,000	28,500.00	0.00
DRESSER INDUSTRY	3,620	65,014.00	3.79
DSG INTERNATIONAL	2,500	56,275.00	1.11
DSP GROUP	500	8,271.00	0.00
ECC INTERNATIONAL	3,000	46,731.72	0.00
ELECTRONICS IMAGING	2,000	42,250.00	0.00
ETHAN ALLEN INTERIORS	2,600	52,481.00	0.00
FRANKLIN QUEST	800	29,248.00	0.00
GARTNER GRP NEW	600	28,950.00	0.00
GENCORP INC	46,000	624,680.00	4.42
GENERAL ELECTRIC	600	28,311.00	3.05
GLENAYRE TECH	900	46,018.75	0.00
GLOBALINK	2,000	26,865.80	0.00
GOODMARK FOODS INC	1,400	33,287.00	1.01
GOODYEAR T & R	6,600	219,846.00	2.40
GROW GROUP INC	8,600	128,012.50	1.88
HIBERNIA CL A	500	4,280.00	2.34
HOLLYWOOD ENTERTAINMENT	1,200	28,650.00	0.00
IBM	3,300	211,939.20	1.56
IMRS	1,500	39,162.50	0.00
INT'L RECTIFIER	2,500	48,831.25	0.00
INTERLEAF INC	8,000	23,504.00	44.25
INVESTMENT TECH	1,200	12,900.00	0.00
LAM RESEARCH	1,500	53,325.00	0.00
LATTICE SEMICONDUCTOR	3,600	67,837.50	0.00
MACROMEDIA	3,000	38,333.30	0.00
MARCUS CORP	400	10,224.00	1.33
METHANEX	1,850	28,678.70	0.00
METHODE ELEC CL A	2,600	44,127.20	0.18
MICHAELS STORES	3,500	129,700.00	0.00
MINNTECH	4,000	53,977.12	0.00
MITEK SURGICAL	2,200	40,411.80	0.00
MONTEREY PASTA	4,300	44,850.00	0.00
MOTOROLA	1,600	86,799.36	0.52
MOVIE GALLERY	2,000	29,750.00	0.00
NYNEX CORP	800	32,236.80	5.86
O'CHARLEYS	3,000	43,080.00	0.00
PARKER & PARSLEY	1,300	31,478.00	0.41
PATTERSON DENTAL	2,900	53,493.75	0.00
PEPSICO	8,600	267,116.00	2.32
PET INC.	1,400	26,334.00	1.70
PHARMACY MGMT SVC	1,000	9,812.50	0.00
PHYSICIAN CORP	1,400	28,487.50	0.00
PRIME HOSPITALITY	4,000	31,706.60	0.00
PROPERTY TRUST AMERICA	16,262	290,946.50	5.59
PROXIMA	4,000	48,125.00	0.00
QUANEX	3,000	65,466.18	2.57

COMMON TRUST FUND
SCHEDULE OF SECURITIES PURCHASED

780

(August 1, 1994 through August 31, 1994)

SECURITY	PAR VALUE OR (1) NO. OF SHARES	TOTAL PRINCIPAL COST	YIELD (2) AT COST
QUANTUM HLTH RESOURCES	1,200	43,125.00	0.00
REGENCY HEALTH	4,500	45,894.40	0.00
RESEARCH INDS	6,400	58,401.25	0.00
ROC COMMUNITIES	2,000	39,250.00	7.75
ROCK BOTTOM RESTAURANTS	4,200	36,587.50	0.00
SECURITY CAPITAL	968	14,610.75	0.00
SHOREWOOD PKG	3,000	57,937.50	0.00
SODAK GAMING	3,500	43,237.50	0.00
STOKELY USA	1,000	11,625.00	0.00
STRATACOM	1,300	48,200.00	0.00
SWIFT TRANSPORTATION	800	28,052.80	0.00
SYMBOL TECH	1,000	27,693.00	0.00
SYSTEM SOFTWARE	4,000	58,987.50	0.81
TENCOR INSTRUMENT	1,300	28,437.50	0.00
THREE FIVE SYSTEMS	1,300	50,783.93	0.00
TUBOSCOPE VETCO	3,000	21,375.00	0.00
U S ROBOTICS	900	29,250.00	0.00
UNION PLANTERS	4,400	108,589.80	3.73
URBAN OUTFITTERS	2,300	56,925.00	0.00
USX-US STEEL GRP	19,000	746,923.00	2.54
VECTRA BANKING	4,500	52,231.25	0.00
VERIFONE INC	3,000	61,725.00	0.00
VICTORIA BANKSHARES	2,100	59,373.23	1.84
VIKING OFFICE	1,700	46,137.50	0.00
WALL DATA	1,000	37,937.50	0.00
WERNER ENTRPRISES	900	21,825.00	0.41
WORLDCORP	5,000	37,800.00	0.00
ZEBRA TECH	1,200	41,400.00	0.00
ZILOG INC	1,300	41,526.03	0.00
TOTAL COMMON STOCKS		7,003,897.68	2.05
INDEX FUNDS			
AUSTRALIA EQ FUND	0	6,412.83	
AUSTRIA EQ FUND	0	2,836.02	
BELGIUM EQ FUND	0	8,165.03	
CANADA EQ FUND	0	4,697.42	
FINLAND EQ FUND	1,142	16,086.12	
FRANCE EQ FUND	0	26,241.64	
GERMANY EQ FUND	3,005	60,912.85	
HONG KONG EQ FUND	0	7,707.63	
IRELAND EQ FUND B	0	276.71	
ITALY EQ FUND	0	3,153.79	
JAPAN EQ FUND	10,826	231,608.86	
MALAYSIA EQ FD B	0	520.82	
NETHERLANDS EQ FD	4,593	136,066.93	
NORWAY EQ FUND	63	952.99	
SINGAPORE EQ FUND	0	589.08	
SPAIN EQ FUND	0	855.64	
SWEDEN EQ FUND	0	300.20	
SWITZERLAND EQ FD	0	5,599.68	

**COMMON TRUST FUND
SCHEDULE OF SECURITIES PURCHASED**

781

(August 1, 1994 through August 31, 1994)

SECURITY	PAR VALUE OR (1) NO. OF SHARES	TOTAL PRINCIPAL COST	YIELD (2) AT COST
UNITED KINGDOM EQ	0	25,658.25	
TOTAL INDEX FUNDS		<u>538,642.49</u>	
PRIVATE INVESTMENTS			
HELLMAN & FRIEDMAN		(9,349.00)	
TRIAD VENT LTD II		18,750.00	
TOTAL PRIVATE INVESTMENTS		<u>9,401.00</u>	
TOTAL EQUITY SECURITIES		<u>7,551,941.17</u>	
TOTAL SECURITIES PURCHASED		<u><u>15,349,841.17</u></u>	

(1) Reflects par value for Debt Securities and number of shares actually purchased for Equity Securities, excluding shares received as a result of stock splits and dividends subsequent to date of purchase.

(2) Yield on Common Stocks based on cost price and indicated dividend rate as of 8/31/94. Current yield is not calculated on Index Funds since scheduled income payments are not fixed at a current rate. Current yield is not calculated on Private Investments due to absence of scheduled interest and dividend payments.

COMMON TRUST FUND
EQUITIES – OTHER CHANGES

782

(August 1, 1994 through August 31, 1994)

<u>SPLITS, DIVIDENDS AND DISTRIBUTIONS</u>	<u>SHARES RECEIVED</u>
BUSINESS SYSTEMS 2 FOR 1 STOCK SPLIT	300
PIER GROUP INC 2 FOR 1 STOCK SPLIT	600
MARK FOODS 2 FOR 1 STOCK SPLIT	2,000
ATLANTIC MEDICAL SERVICES 2 FOR 1 STOCK SPLIT	600
SON INTERNATIONAL INC. 3 FOR 1 STOCK SPLIT	5,800
TRUSTY TRUST OF AMERICA RIGHTS DISTRIBUTION	87,942
WARD CELLULAR 3 FOR 2 STOCK SPLIT	350
PARTNERSHIP LIQUIDATION- WHEATLEY COMMON STOCK DISTRIBUTION	125,695

COMMON TRUST FUND
SCHEDULE OF SECURITIES SOLD, CALLED OR MATURED

783

(August 1, 1994 through August 31, 1994)

SECURITY	PAR VALUE OR NO. OF SHARES	BOOK VALUE OF HOLDINGS	NET SALES PROCEEDS	GAIN OR (LOSS) OVER BOOK VALUE
DEBT SECURITIES:				
U. S. GOVT. AGENCY OBLIG (GUARANTEED) - GNMA POOLS				
G N M A PASS TH 291147 10.000% ,05/15/20	10,924.12	10,924.12	10,924.12	.00
G N M A PASS TH 290652 9.500% ,08/15/20	606.80	603.29	606.80	3.51
G N M A PASS TH 233778 10.000% ,02/15/18	477.25	474.58	477.25	2.67
G N M A PASS TH 130675 12.000% ,06/15/15	31,677.95	31,638.47	31,677.95	39.48
G N M A PASS THR 13627 8.000% ,11/15/06	10,207.89	10,167.38	10,207.89	40.51
G N M A PASS THR 10942 8.000% ,07/15/06	650.45	642.91	650.45	7.54
G N M A PASS THRU 163 8.000% ,02/15/01	533.37	545.81	533.37	(12.44)
G N M A PASS THRU 95 8.000% ,12/15/00	123.69	126.37	123.69	(2.68)
TOTAL	55,201.52	55,122.93	55,201.52	78.59
U. S. GOVT. AGENCY OBLIG (NON-GUARANTEED) - FHMLC				
F H L M C PRT CTF 185618 11.500% ,07/01/13	149.56	146.63	149.56	2.93
F H L M C PRT CTF 186030 12.000% ,07/01/11	365.55	362.71	365.55	2.84
F H L M C PRT CTF 186288 12.000% ,09/01/13	139.15	139.12	139.15	.03
F H L M C BALLOON GOLD PC M80037 8.500% ,03/01/98	5,013.76	5,013.76	5,013.76	.00
F H L M C GNOME PRT CTF 380008 9.500% ,09/01/02	10,195.38	10,167.21	10,195.38	28.17
F H L M C GNOME PRT CTF 200050 9.000% ,09/01/01	13,537.68	13,501.62	13,537.68	36.06
F H L M C GNOME PRT CTF 380005 9.500% ,07/01/02	13,532.22	13,517.09	13,532.22	15.13
F H L M C MUL FAM PRT CTF 220022 9.250% ,06/01/02	166,876.24	165,491.42	166,876.24	1,384.82
F H L M C MUL FAM PRT CTF 490011 10.000% ,09/01/97	40,219.80	39,959.50	40,219.80	260.30
F H L M C MUL-FAM PRT CTF 220023 9.750% ,08/01/02	210,564.55	208,603.62	210,564.55	1,960.93
F H L M C MUL-FAM PRT CTF 240001 9.500% ,11/01/97	365,989.20	363,194.87	365,999.20	2,804.33
F H L M C TPM PRT CTF 735015 10.000% ,06/01/05	5,465.10	5,427.77	5,465.10	37.33
TOTAL	832,058.19	825,525.32	832,058.19	6,532.87
U. S. GOVT. AGENCY OBLIG (NON-GUARANTEED) CMO'S				
F H L M C CMO 1-C 9.250% ,08/15/13	67,251.20	64,523.44	67,251.20	2,727.76
F H L M C CMO 20E 9.500% ,12/15/02	30,218.90	29,824.73	30,218.90	394.17

COMMON TRUST FUND
SCHEDULE OF SECURITIES SOLD, CALLED OR MATURED

784

(August 1, 1994 through August 31, 1994)

SECURITY	PAR VALUE OR NO. OF SHARES	BOOK VALUE OF HOLDINGS	NET SALES PROCEEDS	GAIN OR (LOSS) OVER BOOK VALUE
F H L M C CMO 9-D 9.250% ,07/15/15	45,096.20	41,630.34	45,096.20	3,465.86
F N M A CMO 89-74 9.625% ,01/25/19	41,288.02	41,032.21	41,288.02	255.81
FHLMC CMO 1029-C 9.000% ,08/15/12	40,034.00	39,853.70	40,034.00	180.30
FHLMC CMO 169-E 9.000% ,07/15/00	287,347.80	284,613.31	287,347.80	2,734.49
FNMA CMO 90-124 9.000% ,08/25/11	23,010.86	22,922.92	23,010.86	87.94
TOTAL	534,246.98	524,400.65	534,246.98	9,846.33
CORPORATE BONDS - CMO'S				
AMER SW CMO 62-C 8.800% ,07/01/16	65,601.33	62,884.36	65,601.33	2,716.97
AMER SW CMO 68-B 8.750% ,10/01/18	19,871.09	17,946.00	19,871.09	1,925.09
MORGN STANLEY CMO 9.900% ,08/01/17	131,653.43	122,740.79	131,653.43	8,912.64
TOTAL	217,125.85	203,571.15	217,125.85	13,554.70
CORPORATE BONDS				
APPLETREE SAFEWAY PURCHASE LE 9.000% ,05/01/96	11,391.24	11,391.24	11,391.24	.00
MCORP NOTES 10.500% ,12/15/89	1,000,000.00	670,000.00	766,060.00	96,060.00
TENNECO CREDIT NOTES 9.750% ,08/01/94	200,000.00	200,000.00	200,000.00	.00
TOTAL	1,211,391.24	881,391.24	977,451.24	96,060.00
TOTAL DEBT SECURITIES	2,850,023.78	2,490,011.29	2,616,083.78	126,072.49
EQUITY SECURITIES :				
COMMON STOCKS				
ACCLAIM ENTMT INC	4,200	66,163.75	74,821.60	8,657.85
ALIAS RESEARCH	6,100	81,311.70	92,082.50	10,770.80
ALLIANCE SEMICONDUCTOR	4,000	55,000.00	39,204.00	(15,796.00)
ASHTON TATE - CLAS	0	.00	32,440.30	32,440.30
ASPECT TELECOMM	1,000	28,185.66	33,875.00	5,689.34
AU BON PAIN CO	1,500	35,625.00	25,836.00	(9,789.00)
BAKER J.	2,000	38,000.00	37,437.50	(562.50)
BARNES & NOBLE	2,600	60,262.45	67,142.75	6,880.30
BARRY R G	4,266	62,388.09	81,833.72	19,445.63
BEACON PROPERTIES	7,000	119,000.00	127,325.74	8,325.74
BMC WEST	500	11,775.00	9,250.00	(2,525.00)
BOWNE & CO	2,100	45,345.44	45,171.48	(173.96)
BUFFETS INC	1,200	20,364.61	23,100.00	2,735.39
CADENCE DESIGN	1,600	23,624.26	22,503.24	(1,121.02)
CAMCO INTL	2,000	40,101.20	37,152.54	(2,948.66)
CAMPO ELECTRS	6,100	72,121.87	57,612.49	(14,509.38)
CARNIVAL CRUISE	3,400	114,946.89	158,631.90	43,685.01

COMMON TRUST FUND
SCHEDULE OF SECURITIES SOLD, CALLED OR MATURED 785

(August 1, 1994 through August 31, 1994)

SECURITY	PAR VALUE OR NO. OF SHARES	BOOK VALUE OF HOLDINGS	NET SALES PROCEEDS	GAIN OR (LOSS) OVER BOOK VALUE
CELESTRIAL SEASNG	3,200	48,747.70	48,216.74	(530.96)
CERNER CORP	1,200	35,139.60	42,290.00	7,150.40
CHEYENNE SOFTWARE	6,500	54,445.50	61,443.61	6,998.11
CLINICOM	1,700	30,387.50	31,132.75	745.25
COGNEX CORP	5,000	88,750.00	88,125.00	(625.00)
COMMERCIAL METALS	1,100	30,058.09	28,881.73	(1,176.36)
CORDIS CORP	500	22,147.33	23,000.00	852.67
COVENTRY CORP	650	30,406.25	22,100.00	(8,306.25)
CUSTOM CHROME	3,500	50,004.80	57,960.00	7,955.20
DAY RUNNER	3,000	50,127.00	56,737.50	6,610.50
DELFACTA SHIELD	5,000	68,212.50	41,885.40	(26,327.10)
DIALOGIC CORP - PPA	0	.00	125.00	125.00
DRESSER INDUSTRY	60,100	262,242.73	1,250,943.87	988,701.14
DSG INTERNATIONAL	1,000	22,326.61	27,500.00	5,173.39
ELECTRONICS FOR IMAGING	1,800	29,913.77	39,600.00	9,686.23
EXCEL TECHNOLOGY	2,000	14,950.00	9,750.00	(5,200.00)
FIRST MISSISSIPPI	3,000	49,667.04	45,068.49	(4,598.55)
GAP INC	2,800	125,563.20	116,086.92	(9,476.28)
GASONICS INTL	1,000	14,600.00	11,000.00	(3,600.00)
GEERLINGS & WADE	1,000	8,000.00	7,000.00	(1,000.00)
GOVETT & CO LTD	2,500	63,906.25	60,637.50	(3,268.75)
HEALTH & RETIREMENT	8,000	116,055.92	120,675.96	4,620.04
HOUSTON INDUSTRIES	10,700	489,143.90	374,069.39	(115,074.51)
INTERTRANS	2,100	27,048.00	27,825.00	777.00
J P FRAGRANCES	6,000	66,228.24	62,783.15	(3,445.09)
JONES MEDICAL	7,100	91,144.50	49,568.65	(41,575.85)
JUNO LIGHTING	3,300	68,491.50	59,733.30	(8,758.20)
K-SWISS INC	1,200	27,455.68	26,575.00	(880.68)
KCS ENERGY	2,000	52,915.00	39,754.67	(13,160.33)
LANDSTAR SYS INC	3,000	63,500.00	91,750.00	28,250.00
LIFECCELL - REORGANIZATION	(10,274)	22,202.11	.00	(22,202.11)
MEDAR INC	5,000	58,000.00	45,000.00	(13,000.00)
MEDUSA CORP	2,600	72,412.16	69,482.34	(2,929.82)
MESA AIRLINES INC	22,800	332,373.20	154,185.00	(178,188.20)
MODEL IMPERIAL	2,000	16,000.00	12,500.00	(3,500.00)
MOSCOM CORP	11,000	98,250.00	63,500.00	(34,750.00)
NAUTICA ENTERPRISES	1,100	23,259.44	28,393.75	5,134.31
NEWPARK RES	1,000	10,462.16	18,707.00	8,244.84
OFFSHORE PIPELINE	2,200	43,332.00	41,666.60	(1,665.40)
OHM CORP	1,000	12,349.02	12,814.57	465.55
ON ASSIGNMENT	3,100	38,302.84	37,100.00	(1,202.84)
PATTERSON DENTAL	700	12,912.28	14,262.50	1,350.22
PLY GEM INDUSTRIES	1,700	33,867.58	33,540.62	(326.96)
ROOSEVELT FINANCIAL	209,186	1,399,908.08	3,348,231.12	1,948,323.04
SCHOLASTIC	1,900	73,346.25	82,950.90	9,604.65
SECURITY CAPITAL	5,108	66,300.19	88,857.54	22,557.35
SMITH INTL	1,950	26,117.00	33,031.89	6,914.89
SUN TELEV & APPL	4,200	41,475.00	36,144.40	(5,330.60)
SYBRON CHEMICALS	1,000	23,000.00	24,297.00	1,297.00
SYQUEST TECH	2,500	28,286.04	23,750.00	(4,536.04)
TESORO PETE	4,000	41,740.00	37,144.74	(4,595.26)

COMMON TRUST FUND
SCHEDULE OF SECURITIES SOLD, CALLED OR MATURED

786

(August 1, 1994 through August 31, 1994)

SECURITY	PAR VALUE OR NO. OF SHARES	BOOK VALUE OF HOLDINGS	NET SALES PROCEEDS	GAIN OR (LOSS) OVER BOOK VALUE
TITAN WHEEL INTL	2,800	73,637.56	71,257.62	(2,379.94)
UNITED WASTE SYS	1,000	18,750.00	21,625.00	2,875.00
USA WASTE SVCS	3,700	46,546.44	50,899.49	4,353.05
VALLICORP HLDGS	1,000	16,250.00	14,800.00	(1,450.00)
VLSI TECH	3,000	43,178.70	39,000.00	(4,178.70)
WEST MARINE	1,000	14,250.00	19,750.00	5,500.00
WHEATLEY TXT CORP	2,600	28,456.00	28,456.00	.00
ZEBRA TECH	1,200	41,400.00	45,600.00	4,200.00
TOTAL COMMON STOCKS		5,732,158.58	8,384,588.47	2,652,429.89
INDEX FUNDS				
AUSTRALIA EQ FUND	1,370	32,220.27	37,008.68	4,788.41
AUSTRIA EQ FUND	26	571.37	592.51	21.14
BELGIUM EQ FUND	318	6,533.94	7,085.13	551.19
CANADA EQ FUND	7,136	78,272.08	76,873.77	(1,398.31)
DENMARK EQ FUND	0	11.40	11.40	.00
FINLAND EQ FUND	0	9.19	9.19	.00
FRANCE EQ FUND	1,447	34,091.24	36,691.65	2,600.41
HONG KONG EQ FUND	940	56,087.94	63,152.61	7,064.67
IRELAND EQ FUND B	360	3,960.15	4,392.04	431.89
MALAYSIA EQ FD B	691	8,594.59	9,670.63	1,076.04
NETHERLANDS EQ FD	0	334.54	334.54	.00
NEW ZEALAND EQ FD	1,540	15,782.79	18,411.15	2,628.36
SINGAPORE EQ FUND	33	1,495.30	1,723.44	228.14
SPAIN EQ FUND	1,663	17,414.16	19,049.62	1,635.46
SWEDEN EQ FUND	703	14,493.44	17,513.97	3,020.53
SWITZERLAND EQ FD	1,297	26,127.20	30,360.27	4,233.07
UNITED KINGDOM EQ	9,805	215,838.14	226,394.42	10,556.28
TOTAL INDEX FUNDS		511,837.74	549,275.02	37,437.28
PRIVATE INVESTMENTS				
ELECTRA PRIVATE		70,229.70	70,229.70	.00
GOLDSTON JETER		5,414.57	5,414.57	.00
GOLDSTON OIL GLAD		696.38	696.38	.00
TOTAL PRIVATE INVESTMENTS		76,340.65	76,340.65	.00
TOTAL EQUITY SECURITIES		6,320,336.97	9,010,204.14	2,689,867.17
CASH & CASH EQUIVALENTS				
MONEY MARKET FUNDS (NET)		5,165,469.02	5,165,469.02	.00
TOTAL CASH & CASH EQUIVALENTS		5,165,469.02	5,165,469.02	.00
TOTAL SALES, CALLS, OR MATURITIES		13,975,817.28	16,791,756.94	2,815,939.66

COMMON TRUST FUND
SCHEDULE OF CAPITAL GAINS/(LOSSES) REINVESTED

787

(August 1, 1994 through August 31, 1994)

SECURITY	NO. SHARES	INCREASE (DECREASE) BOOK VALUE OF HOLDINGS	GAIN OR (LOSS)
INDEX FUNDS:			
AUSTRALIA EQ FUND	0	6,218.80	6,218.80
AUSTRIA EQ FUND	0	894.84	894.84
BELGIUM EQ FUND	0	178.41	178.41
CANADA EQ FUND	0	32.28	32.28
DENMARK EQ FUND	0	(6,085.10)	(6,085.10)
FINLAND EQ FUND	0	6,456.55	6,456.55
FRANCE EQ FUND	0	5,169.96	5,169.96
GERMANY EQ FUND	0	35,471.42	35,471.42
HONG KONG EQ FUND	0	1.23	1.23
IRELAND EQ FUND	0	9.31	9.31
ITALY EQ FUND	0	1,616.91	1,616.91
JAPAN EQ FUND	0	68.43	68.43
MALAYSIA EQ FD B	0	2,107.21	2,107.21
MID CAP INDX FD B	0	1,420,462.56	1,420,462.56
NETHERLANDS EQ FD	0	62.51	62.51
NEW ZEALAND EQ FD	0	710.89	710.89
NORWAY EQ FUND	0	1,027.99	1,027.99
SINGAPORE EQ FUND	0	434.09	434.09
SPAIN EQ FUND	0	(6,651.65)	(6,651.65)
SWEDEN EQ FUND	0	384.34	384.34
SWITZERLAND EQ FD	0	4,878.07	4,878.07
UNITED KINGDOM EQ FD	0	14,820.41	14,820.41
WF EQ INDX FUND B	0	3,293,401.06	3,293,401.06
TOTAL INDEX FUNDS		<u>4,781,670.52</u>	<u>4,781,670.52</u>

COMMON TRUST FUND
SCHEDULE OF CONVERSIONS

788

(August 1, 1994 through August 31, 1994)

ASSETS CONVERTED			ASSETS RECEIVED	
SECURITY DESCRIPTION	SECURITY BOOK VALUE	GAIN	SECURITY DESCRIPTION	SECURITY BOOK VALUE
CORP SECURED NOTES, 10.50%, 12/15/89 (BANKRUPTCY DISTRIBUTION)	3.00	3.00	MCCORP TRUST CLAIM UNITS (2,490 SHARES)	1.00
			MCCORP FIN'L TRUST CLAIM UNITS (2,480 SHARES)	1.00
			MCCORP BANK TR CLAIM UNITS (2,480 SHARES)	1.00
EATLEY TXT CORP. COMMON STOCK (25,695 SHARES)	383,921.62	0.00	DRESSER INDUSTRIES COMMON STOCK (87,986 SHARES)	383,921.62
	<u>383,924.62</u>			<u>383,924.62</u>

COMMON TRUST FUND
SCHEDULE OF SECURITIES PURCHASED

789

(September 1, 1994 through September 30, 1994)

SECURITY	PAR VALUE OR (1) NO. OF SHARES	TOTAL PRINCIPAL COST	YIELD (2) AT COST
DEBT SECURITIES :			
CORPORATE BONDS			
ARCHER-DANIELS DEBS 8.125% ,06/01/12	1,000,000.00	1,000,000.00	8.13
TOTAL CORPORATE BONDS	1,000,000.00	1,000,000.00	8.13
TOTAL DEBT SECURITIES	1,000,000.00	1,000,000.00	8.13
EQUITY SECURITIES :			
COMMON STOCKS			
ABBOTT LABS	13,600	405,416.00	2.55
ACCLAIM ENTMT INC	1,500	30,187.50	0.00
ADVANTA CORP. CL A	1,000	32,125.00	0.62
ALLTEL CORP	10,300	284,589.87	3.18
ALTERA CORP	1,000	31,421.90	0.00
AMER MGMT SVS	2,300	57,137.50	0.00
AMERICAN CYANAMID	2,900	279,661.50	1.92
AMERICAN HOME	5,700	338,104.50	4.92
AMP INC	500	36,217.50	2.32
ANHEUSER-BUSCH	6,200	327,422.00	3.03
APERTUS TECH	5,000	38,654.00	0.00
APS HOLDINGS	1,800	50,794.50	0.00
ARCTCO INC	500	10,250.00	1.37
ASCEND COMMUNICATIONS	1,000	22,500.00	0.00
AVALON PROPERTIES	10,000	211,850.00	6.80
BAY APARTMENT	12,000	241,872.00	7.54
BIOGEN INC	300	15,693.75	0.00
BRISTOL-MYERS SQB	2,000	115,120.00	5.07
BUFFETS INC	1,800	28,875.00	0.00
CARAUSTAR INDUSTRIES	1,600	29,400.00	1.96
CAVALIER HOMES	1,000	14,045.30	0.57
CHIRON CORP	300	20,568.75	0.00
CIRCA PHARMACEUTICALS	3,000	39,930.00	0.00
COLEMAN	1,000	33,656.00	0.00
CONTINUUM CO	4,000	93,290.00	0.00
COPLEY PHARMACEUTICAL	1,400	43,925.00	0.00
CORPORATE EXPRESS	300	4,800.00	0.00
COTT CORP QUE	6,300	74,838.50	0.59
CROWN AMERICAN REALTY	10,000	135,600.00	10.32
CYCARE SYSTEMS	1,500	18,340.00	0.00
DEAN FOODS CO.	2,900	93,699.00	2.10
DISNEY (WALT)	500	21,405.00	0.70
DOLLAR GENERAL	1,000	26,125.00	0.77
DOW CHEMICAL	2,000	149,870.00	3.47
DRESSER INDUSTRY	10,000	196,850.00	3.45
DSP GROUP	1,000	23,679.00	0.00
DUKE REALTY INVESTMENTS	7,500	189,375.00	7.45
DUN & BRADSTREET	2,000	115,620.00	4.50
DURA PHARMACEUTICALS	4,000	47,000.00	0.00

COMMON TRUST FUND
SCHEDULE OF SECURITIES PURCHASED

790

(September 1, 1994 through September 30, 1994)

SECURITY	PAR VALUE OR (1) NO. OF SHARES	TOTAL PRINCIPAL COST	YIELD (2) AT COST
EATON VANCE	1,500	47,274.00	1.90
ENTERGY CORP (NEW)	9,600	234,776.00	7.36
EQUICREDIT	1,300	33,800.00	0.00
EXXON CORP	2,300	136,413.00	4.86
FACTORY STRS AMERICA	5,000	126,550.00	7.59
FED DEPT STORES	4,500	105,439.95	0.00
FIRST MISSISSIPPI	1,000	18,498.00	1.62
FUNCO	1,000	17,625.00	0.00
GARTNER GRP NEW	1,200	31,200.00	0.00
GENERAL DATACOMM	2,000	49,172.40	0.00
GENERAL MILLS	4,100	217,546.00	3.54
GLENAYRE TECH	400	22,150.00	0.00
GREAT FINANCIAL	12,000	205,539.00	0.00
HARVEYS CASINO	1,500	21,833.00	1.10
HBO & CO	1,500	48,975.00	0.49
HEALTHCARE COMPARE	2,300	61,882.50	0.00
HEALTHSOUTH REHABILITATION	1,000	37,640.00	0.00
HIBERNIA CL A	2,500	20,775.00	2.41
HOLLYWOOD ENTERTAINMENT	1,400	35,756.25	0.00
HOMECARE MGMT	2,200	31,711.79	0.00
HOUGHTON MIFFLIN	7,000	296,484.00	2.03
IBM	700	48,954.50	1.43
INTEL CORP	10,900	708,930.75	0.37
INTERVOICE	6,200	84,631.25	0.00
IVAX CORP	1,000	20,185.00	0.30
JONES APPAREL	11,000	252,040.10	0.00
KIMBERLY CLARK CO	5,000	296,550.00	2.97
LAM RESEARCH	500	19,000.00	0.00
LIBERTY PROPERTY	5,000	99,675.00	0.00
LINCOLN NATIONAL	3,000	113,805.00	4.32
LOGICON	1,400	44,511.48	1.01
LUBY'S CAFETERIAS	4,200	94,752.00	2.93
MARSH & MCLENNAN	1,600	135,096.00	3.43
MCCAW CELLULAR	4,800	255,283.20	0.00
MCGRAW-HILL INC	2,000	139,370.00	3.33
MEDAPHIS CORP	1,000	35,000.00	0.00
MEDEVA PLC	8,400	78,288.36	0.86
MEDIC COMPUTER	2,500	50,875.00	0.00
MENS WEARHOUSE	1,000	20,843.80	0.00
MERCK & CO.,INC	5,000	170,925.00	3.51
MERRY LAND & INVESTMENT	5,700	112,204.50	7.11
METHODE ELEC CL A	800	13,800.00	0.70
MISSISSIPPI CHEMICAL	1,500	26,250.00	0.00
MITEK SURGICAL	900	18,087.50	0.00
MOBIL CORP	7,200	588,808.00	4.16
MORGAN (J.P.)	2,000	131,120.00	4.15
NATIONAL SEMICONDUCTOR	6,000	103,860.00	0.00
NATIONAL SERVICE	6,000	158,736.00	4.08
NEWPARK RES	3,100	55,225.00	0.00
NOBLE DRILLING	2,600	19,012.50	0.00
OEA INC	1,600	44,507.50	0.54

COMMON TRUST FUND
SCHEDULE OF SECURITIES PURCHASED

791

(September 1, 1994 through September 30, 1994)

SECURITY	PAR VALUE OR (1) NO. OF SHARES	TOTAL PRINCIPAL COST	YIELD (2) AT COST
OGDEN CORP.	4,000	88,740.00	5.63
PARAMETRIC TECH	500	14,375.00	0.00
PARCPLACE SYSTEMS	2,000	43,875.00	0.00
PATTERSON DENTAL	2,300	38,812.50	0.00
PEPSICO	2,800	94,318.00	2.14
PHELPS DODGE CORP	1,000	63,435.00	2.60
PHILIP MORRIS	1,000	61,060.00	5.40
PHILLIPS PETE	2,000	68,120.00	3.29
PHYSICIAN CORP	2,000	44,375.00	0.00
PIONEER GROUP	1,900	85,725.00	1.42
PRICE COSTCO	6,700	104,484.00	0.00
PRIME HOSPITALITY	1,000	8,241.30	0.00
PROPERTY TRUST AM	8,000	144,480.00	5.54
PROVIDIAN	3,900	127,471.50	2.45
QUALCOMM INC	1,200	29,100.00	0.00
QUALITY FOOD CTR	600	13,950.00	0.86
QUANTUM HLTH RESOURCES	600	21,450.00	0.00
READ RITE	900	16,931.25	0.00
RELIANCE STL&ALUM	3,000	46,260.00	0.00
ROC COMMUNITIES	5,000	102,676.00	7.40
ROOSEVELT FINANCIAL	11,500	193,200.00	2.62
SCHLUMBERGER LTD	2,500	143,275.00	2.09
SCIMED LIFE SYSTEMS	400	16,625.00	0.00
SEAGULL ENERGY	1,000	23,917.20	0.00
SHOREWOOD PKG	1,500	31,500.00	0.00
SIERRA HEALTH SVC	2,500	68,835.62	0.00
SKYWEST	2,300	62,050.00	0.30
SONAT INC.	8,000	251,590.00	3.43
SOUTHWEST AIRLINES	11,500	276,317.50	0.17
SPRINT CORP.	1,000	39,420.00	2.54
STATE STREET BOSTON CORP	2,900	115,983.47	1.50
STRATACOM	1,200	48,025.00	0.00
SUNRISE MEDICAL	2,600	65,926.86	0.00
SYMANTEC CORP	1,500	23,062.50	0.00
SYQUEST TECH	1,800	17,662.50	0.00
TENCOR INSTRUMENTS	500	16,500.00	0.00
TOMMY HILFIGER	1,500	59,325.17	0.00
TRIBUNE CO	8,200	452,685.60	1.88
TRIMBLE NAVIGATION	1,000	15,125.00	0.00
U S ROBOTICS	1,800	64,462.50	0.00
ULTRATECH STEPPER	1,000	31,000.00	0.00
UNION PLANTERS	600	15,300.60	3.61
UNITED DOMINION	9,000	119,790.00	5.86
URBAN OUTFITTERS	900	22,275.00	0.00
USX-US STEEL GRP	15,000	605,900.00	2.48
VANS	7,000	48,410.80	0.00
VERIFONE INC	500	10,921.30	0.00
VIGORO	1,000	29,685.00	2.56
VIKING OFFICE	300	8,550.00	0.00
WAL-MART STORES	23,500	584,322.50	0.68
WATSON PHARMACEUTICALS	2,500	56,875.00	0.00

COMMON TRUST FUND
SCHEDULE OF SECURITIES PURCHASED

79%

(September 1, 1994 through September 30, 1994)

SECURITY	PAR VALUE OR (1) NO. OF SHARES	TOTAL PRINCIPAL COST	YIELD (2) AT COST
WMX TECHNOLOGIES	3,500	103,022.50	2.04
ZEMEX	3,000	30,000.00	0.00
ZENITH LABS	1,600	34,700.00	0.00
TOTAL COMMON STOCKS		14,575,408.57	2.49
INDEX FUNDS			
AUSTRALIA EQ FUND	18,288	518,597.31	
AUSTRIA EQ FUND	6,819	162,232.94	
BELGIUM EQ FUND	10,323	233,774.75	
CANADA EQ FUND	49,584	566,516.56	
DENMARK EQ FUND	11,622	256,688.05	
FINLAND EQ FUND	7,428	114,380.05	
FRANCE EQ FUND	54,508	1,409,502.25	
GERMANY EQ FUND	70,658	1,416,377.15	
HONG KONG EQ FUND	11,748	834,913.36	
IRELAND EQ FUND B	4,422	58,781.85	
ITALY EQ FUND	20,647	292,910.33	
JAPAN EQ FUND	286,554	6,026,457.20	
MALAYSIA EQ FD B	20,495	320,155.02	
NETHERLANDS EQ FD	22,003	675,352.09	
NEW ZEALAND EQ FD	10,881	143,011.83	
NORWAY EQ FUND	5,363	79,453.80	
SINGAPORE EQ FUND	1,897	106,004.48	
SPAIN EQ FUND	18,809	219,063.35	
SWEDEN EQ FUND	8,271	205,070.36	
SWITZERLAND EQ FD	22,628	552,338.60	
UNITED KINGDOM EQ	113,264	2,792,524.98	
TOTAL INDEX FUNDS		16,984,106.31	
PRIVATE INVESTMENTS			
DRLX PARTNERS L P		17,068.97	
MORGENTHALER		93,750.00	
WOODLANDS/ESSEX		100,000.00	
TOTAL PRIVATE INVESTMENTS		210,818.97	
TOTAL EQUITY SECURITIES		31,770,333.85	
TOTAL SECURITIES PURCHASED		32,770,333.85	

(1) Reflects par value for Debt Securities and number of shares actually purchased for Equity Securities, excluding shares received as a result of stock splits and dividends subsequent to date of purchase.

(2) Yield on Common Stocks based on cost price and indicated dividend rate as of 9/30/94. Current yield is not calculated on Index Funds since scheduled income payments are not fixed at a current rate. Current yield is not calculated on Private Investments due to absence of scheduled interest and dividend payments.

COMMON TRUST FUND
EQUITIES -- OTHER CHANGES
(September 1, 1994 through September 30, 1994)

793

< SPLITS, DIVIDENDS AND DISTRIBUTIONS	SHARES RECEIVED
2 FOR 1 STOCK SPLIT	6,500
CO INC 3 FOR 2 STOCK SPLIT	1,600
INDUSTRIES INC 2 FOR 1 STOCK SPLIT	1,500
METRON SYSTEMS 2.5 FOR 1 STOCK SPLIT	750
DR CORRECTIONAL SERVICES 5% STOCK DIVIDEND	200
DMARK FOODS INC 2 FOR 1 STOCK SPLIT	600
DEY-DAVIDSON 2 FOR 1 STOCK SPLIT	900
RTS & RECREATION INC 3 FOR 2 STOCK SPLIT	3,550
RA TECH 5 FOR 4 STOCK SPLIT	2,750
JAMS SONOMA 3 FOR 2 STOCK SPLIT	500

COMMON TRUST FUND
SCHEDULE OF SECURITIES SOLD, CALLED OR MATURED 794

(September 1, 1994 through September 30, 1994)

SECURITY	PAR VALUE OR NO. OF SHARES	BOOK VALUE OF HOLDINGS	NET SALES PROCEEDS	GAIN OR (LOSS) OVER BOOK VALUE
DEBT SECURITIES:				
U. S. GOVT. AGENCY OBLIG (GUARANTEED) - GNMA POOLS				
G N M A PASS TH 290652 9.500% ,08/15/20	52,655.36	52,350.93	52,655.36	304.43
G N M A PASS THRU 163 8.000% ,02/15/01	539.59	552.18	539.59	(12.59)
G N M A PASS THR 10942 8.000% ,07/15/06	4,381.38	4,330.58	4,381.38	50.80
G N M A PASS THR 13627 8.000% ,11/15/06	3,575.41	3,561.22	3,575.41	14.19
G N M A PASS TH 130675 12.000% ,06/15/15	159.06	158.86	159.06	.20
G N M A PASS TH 233778 10.000% ,02/15/18	17,378.70	17,281.48	17,378.70	97.22
G N M A PASS TH 291147 10.000% ,05/15/20	4,515.45	4,515.45	4,515.45	.00
G N M A PASS THRU 95 8.000% ,12/15/00	124.56	127.26	124.56	(2.70)
TOTAL	83,329.51	82,877.96	83,329.51	451.55
U. S. GOVT. AGENCY OBLIG (GUARANTEED) - FARMERS				
FARMERS HOME ADM C B O 8.500% ,09/15/94	138,020.92	138,020.92	138,020.92	.00
TOTAL	138,020.92	138,020.92	138,020.92	.00
U. S. GOVT. AGENCY OBLIG (NON-GUARANTEED) - FHMLC				
F H L M C PRT CTF 186030 12.000% ,07/01/11	612.48	607.70	612.46	4.76
F H L M C PRT CTF 186288 12.000% ,09/01/13	152.90	152.87	152.90	.03
F H L M C PRT CTF 185618 11.500% ,07/01/13	57.56	56.43	57.56	1.13
F H L M C BALLOON GOLD PC M80037 8.500% ,03/01/98	14,539.32	14,539.32	14,539.32	.00
F H L M C GNOME PRT CTF 380005 9.500% ,07/01/02	9,452.51	9,441.94	9,452.51	10.57
F H L M C GNOME PRT CTF 380008 9.500% ,09/01/02	20,485.53	20,428.94	20,485.53	56.59
F H L M C GNOME PRT CTF 200050 9.000% ,09/01/01	11,185.31	11,155.51	11,185.31	29.80
F H L M C MUL FAM PRT CTF 490011 10.000% ,09/01/97	15,167.20	15,069.04	15,167.20	98.16
F H L M C MUL FAM PRT CTF 220022 9.250% ,06/01/02	250,242.16	248,165.53	250,242.16	2,076.63
F H L M C MUL-FAM PRT CTF 240001 9.500% ,11/01/97	62,624.60	62,144.76	62,624.60	479.84
F H L M C MUL-FAM PRT CTF 220023 9.750% ,08/01/02	150,850.45	149,445.62	150,850.45	1,404.83
F H L M C TPM PRT CTF 735015 10.000% ,06/01/05	2,575.70	2,558.11	2,575.70	17.59
TOTAL	537,945.70	533,765.77	537,945.70	4,179.93

COMMON TRUST FUND
SCHEDULE OF SECURITIES SOLD, CALLED OR MATURED 795

(September 1, 1994 through September 30, 1994)

SECURITY	PAR VALUE OR NO OF SHARES	BOOK VALUE OF HOLDINGS	NET SALES PROCEEDS	GAIN OR (LOSS) OVER BOOK VALUE
U. S. GOVT. AGENCY OBLIG (NON-GUARANTEED) CMO'S				
F H L M C CMO 1-C 9.250% ,08/15/13	68,468.40	65,691.27	68,468.40	2,777.13
F H L M C CMO 20E 9.500% ,12/15/02	25,921.40	25,583.28	25,921.40	338.12
F H L M C CMO 9-D 9.250% ,07/15/15	37,003.80	34,159.88	37,003.80	2,843.92
F N M A CMO 89-74 9.625% ,01/25/19	80,017.60	79,521.83	80,017.60	495.77
FHLMC CMO 1029-C 9.000% ,08/15/12	26,637.10	26,517.13	26,637.10	119.97
FHLMC CMO 169-E 9.000% ,07/15/00	208,496.40	206,512.29	208,496.40	1,984.11
FNMA CMO 90-124 9.000% ,08/25/11	29,432.17	29,319.69	29,432.17	112.48
TOTAL	475,976.87	467,305.37	475,976.87	8,671.50
CORPORATE BONDS - CMO'S				
AMER SW CMO 62-C 8.800% ,07/01/16	51,520.29	49,386.51	51,520.29	2,133.78
AMER SW CMO 68-B 8.750% ,10/01/18	17,155.49	15,493.48	17,155.49	1,662.01
LOMAS MTGE CMO 9.700% ,06/25/07	74,527.06	74,328.16	74,527.06	198.90
TOTAL	143,202.84	139,208.15	143,202.84	3,994.69
TOTAL DEBT SECURITIES	1,378,475.84	1,361,178.17	1,378,475.84	17,297.67
EQUITY SECURITIES :				
COMMON STOCKS				
3COM CORP	5,800	276,681.04	359,609.92	82,928.88
ABM INDUSTRIES	1,600	25,483.30	33,302.88	7,819.58
ADAPTEC INC	700	14,196.00	13,518.75	(677.25)
ADVO INC	900	16,566.75	14,908.00	(1,658.75)
ALC COMMUNICATIONS CORP	400	13,595.43	13,225.55	(369.88)
AMCAST INDUSTRIAL	1,200	29,022.00	27,077.09	(1,944.91)
AMDAHL CORP - CLAS	0	.00	964.33	964.33
AMERICAN COLLOID	3,000	69,291.00	45,405.00	(23,886.00)
ASPECT TELECOMMUNICATIONS	1,200	33,822.79	43,350.00	9,527.21
BANKERS TRUST NY	2,000	121,027.92	146,625.10	25,597.18
BOWNE & CO	600	12,955.84	12,577.79	(378.05)
BRUSH WELLMAN INC	800	13,883.71	13,451.55	(432.16)
CELESTRIAL SEASNG	1,900	28,943.94	34,675.00	5,731.06
CELLULAR TECH SVC	4,800	73,999.20	59,650.00	(14,349.20)
CHAMPION INT'L	11,498	289,609.97	420,122.84	130,512.87
CHIRON CORP	600	33,149.37	40,395.00	7,245.63
CIGNA CORP	2,600	159,639.54	174,688.17	15,048.63
COMPUTER HORIZONS	3,000	32,494.19	31,250.00	(1,244.19)
CONCORD EFS	2,100	53,455.50	59,325.00	5,869.50
COPLEY PHARMACEUTICAL	1,400	43,925.00	37,450.00	(6,475.00)

COMMON TRUST FUND
SCHEDULE OF SECURITIES SOLD, CALLED OR MATURED **796**
(September 1, 1994 through September 30, 1994)

SECURITY	PAR VALUE OR NO. OF SHARES	BOOK VALUE OF HOLDINGS	NET SALES PROCEEDS	GAIN OR (LOSS) OVER BOOK VALUE
CORDIS CORP	800	35,435.72	42,850.00	7,414.28
CORPORATE EXPRESS	300	4,800.00	6,600.00	1,800.00
COTT CORP QUE	2,000	23,758.25	27,500.00	3,741.75
DAKA INTL INC	1,500	18,506.25	20,625.00	2,118.75
DANA CORPORATION	3,000	88,590.00	84,176.28	(4,413.72)
DANKA BUS SYSTEMS	600	13,068.00	10,987.50	(2,080.50)
DIAGNOSTEK INC	2,500	57,389.75	50,622.29	(6,767.46)
DIXIE YARNS INC	14,800	144,631.29	132,063.50	(12,567.79)
DSG INTERNATIONAL	2,100	46,885.89	61,012.50	14,126.61
DURIRON CO INC	3,200	58,900.00	52,900.00	(4,000.00)
ECC INTERNATIONAL	3,000	46,731.72	39,380.68	(7,351.04)
ELECTRONIC ARTS	700	22,792.00	12,381.25	(10,410.75)
ELECTRONICS IMAGING	1,200	19,942.51	27,000.00	7,057.49
EMERSON ELECTRIC	2,300	129,563.00	145,044.66	15,381.66
ENTERRA CORP	2,000	42,579.61	46,724.43	4,144.82
ESMOR CORRECTINAL	5,000	43,785.52	43,187.50	(608.02)
EXXON CORP	4,500	271,289.55	266,909.58	(4,379.97)
FARAH INC	4,000	65,500.00	61,538.73	(3,961.27)
FLIR SYS INC	5,000	68,000.00	61,875.00	(6,125.00)
FRANKLIN QUEST	2,600	96,155.80	97,809.98	1,654.18
FRESH AMERICA	3,300	29,478.58	29,775.00	296.42
FULCRUM TECHNOLOGIES	1,000	14,250.00	11,750.00	(2,500.00)
GALEY & LORD	3,000	50,685.00	56,250.00	5,565.00
GERRITY OIL & GAS	5,700	46,312.89	43,106.72	(3,206.17)
GOODMARK FOODS INC	2,800	33,287.00	38,500.00	5,213.00
GYMBOREE	500	9,812.50	14,250.00	4,437.50
HEALTH & RETIREMENT	5,000	72,534.95	74,962.49	2,427.54
ILLINOIS CENTRAL	4,100	141,521.50	125,312.31	(16,209.19)
INLAND STEEL	500	17,411.21	20,470.56	3,059.35
INTER REG FINL	200	4,805.73	4,975.33	169.60
INTERTRANS	2,200	28,336.00	28,050.00	(286.00)
INTL CABLETEL INC	3,200	86,800.00	83,600.00	(3,200.00)
INVACARE CORP	800	22,034.86	24,863.04	2,828.18
INVESTMENT TECHNOLOGY	3,700	39,831.25	47,025.00	7,193.75
KIMBERLY CLARK CO	3,000	170,400.40	173,439.21	3,038.81
LAM RESEARCH	300	10,665.00	10,650.00	(15.00)
LATTICE SEMICONDUCTOR	500	9,421.87	9,375.00	(46.87)
LEE ENTERPRISES I	17,000	600,028.90	587,545.37	(12,483.53)
LILLY (ELI)	800	37,788.00	46,550.44	8,762.44
LIMITED INC.	29,500	514,896.00	565,786.08	50,890.08
LYDALL INC	500	14,030.00	16,719.44	2,689.44
MCGRAW-HILL INC	800	49,679.51	55,950.13	6,270.62
MCI COMMUNICATION	16,000	373,561.50	383,259.71	9,698.21
MCN CORP.	2,300	73,769.72	89,559.01	15,789.29
MEDICUS SYSTEMS	3,500	58,687.50	42,000.00	(16,687.50)
METHANEX	1,850	28,678.70	33,300.00	4,621.30
MICRON TECHNOLOGY	1,000	37,060.00	39,791.67	2,731.67
MONTEREY PASTA	4,300	44,850.00	53,750.00	8,900.00
MUTUAL RISK MGMT	2,200	52,810.00	56,538.11	3,728.11
NAUTICA ENTERPRISES	500	10,572.48	13,375.00	2,802.52

COMMON TRUST FUND
SCHEDULE OF SECURITIES SOLD, CALLED OR MATURED **797**
(September 1, 1994 through September 30, 1994)

SECURITY	PAR VALUE OR NO. OF SHARES	BOOK VALUE OF HOLDINGS	NET SALES PROCEEDS	GAIN OR (LOSS) OVER BOOK VALUE
NETWORK SIX	7,900	105,000.00	89,562.50	(15,437.50)
NOVELL INC	9,200	240,719.53	149,870.71	(96,848.82)
NOVELLUS SYSTEMS	500	16,625.00	22,687.50	6,062.50
OHM CORP	2,300	28,402.73	26,561.10	(1,841.63)
ON ASSIGNMENT	2,200	27,182.66	27,112.80	(69.86)
OPTI INC	3,000	48,000.00	39,750.00	(8,250.00)
PATTERSON DENTAL	2,200	40,581.47	42,900.00	2,318.53
PHARMACY MGMT SVC	1,000	9,812.50	10,625.00	812.50
PHELPS DODGE CORP	3,000	135,450.65	185,108.82	49,658.17
PHYSICIAN CORP	1,100	25,078.96	26,125.00	1,046.04
PLY GEM INDUSTRIES	2,100	41,836.42	47,624.61	5,788.19
POWERSOFT CORP	400	25,024.00	19,250.00	(5,774.00)
REGENCY HEALTH	4,500	45,894.40	43,927.69	(1,966.71)
RITE AID CORP	42,600	834,290.50	892,014.18	57,723.68
ROCK BOTTOM RESTAURANTS	5,000	41,821.65	55,149.92	13,328.27
SODAK GAMING	3,500	43,237.50	57,292.55	14,055.05
STANDARD PRODUCTS	1,500	54,619.50	41,341.61	(13,277.89)
STRATACOM	500	18,911.76	19,125.00	213.24
SYBASE INC	100	4,556.00	4,900.00	344.00
SYSTEM SOFTWARE	4,000	58,987.50	56,429.00	(2,558.50)
TETRA TECH	6,000	52,375.00	51,187.50	(1,187.50)
TRANSCANADA PIPE	101,600	1,491,396.00	1,324,339.62	(167,056.38)
TUBOSCOPE VETCO	6,000	40,794.60	44,000.00	3,205.40
U S ROBOTICS	400	13,883.33	13,100.00	(783.33)
VERIFONE INC	2,500	50,725.00	52,312.50	1,587.50
VIKING OFFICE	1,000	22,894.50	28,000.00	5,105.50
WALL DATA	1,000	37,937.50	31,500.00	(6,437.50)
WARNER LAMBERT	800	53,938.48	65,749.80	11,811.32
WEATHERFORD INTL	4,000	57,828.00	48,258.38	(9,569.62)
WHEELABRATOR TECH	6,700	125,764.30	110,144.31	(15,619.99)
WILLIAMS SONOMA	900	29,091.69	38,925.00	9,833.31
ZENITH LABS	1,600	34,700.00	39,000.00	4,300.00
ZILOG INC	1,300	41,526.03	42,900.00	1,373.97
TOTAL COMMON STOCKS		9,221,045.56	9,394,015.57	172,970.01
INDEX FUNDS				
DENMARK EQ FUND	0	19.63	19.63	.00
FINLAND EQ FUND	0	17.36	17.36	.00
HONG KONG EQ FUND	0	157.98	157.98	.00
NORWAY EQ FUND	0	6.74	6.74	.00
SWEDEN EQ FUND	0	11.45	11.45	.00
TOTAL INDEX FUNDS		213.16	213.16	.00
PRIVATE INVESTMENTS				
630 INVESTORS		8,857.00	8,857.00	.00
CAROTEX TRUST II		76,700.00	76,700.00	.00
CHEYENNE II		76,027.16	76,027.16	.00
CHEYENNE III		28,809.63	28,809.63	.00
CHEYENNE PARTERS		25,571.10	25,571.10	.00

COMMON TRUST FUND
SCHEDULE OF SECURITIES SOLD, CALLED OR MATURED 798
(September 1, 1994 through September 30, 1994)

SECURITY	PAR VALUE OR NO OF SHARES	BOOK VALUE OF HOLDINGS	NET SALES PROCEEDS	GAIN OR (LOSS) OVER BOOK VALUE
GOLDSTON JETER		5,616.13	5,616.13	.00
GOLDSTON OIL GLADEWATER		731.79	731.79	.00
SARATOGA		00	66,095.02	66,095.02
TOTAL PRIVATE INVESTMENTS		<u>222,312.81</u>	<u>288,407.83</u>	<u>66,095.02</u>
TOTAL EQUITY SECURITIES		<u>9,443,571.53</u>	<u>9,682,636.56</u>	<u>239,065.03</u>
CASH & CASH EQUIVALENTS				
MONEY MARKET FUNDS (NET)		<u>4,289,230.40</u>	<u>4,289,230.40</u>	<u>.00</u>
TOTAL CASH & CASH EQUIVALENTS		<u>4,289,230.40</u>	<u>4,289,230.40</u>	<u>.00</u>
TOTAL SALES, CALLS, OR MATURITIES		<u><u>15,093,980.10</u></u>	<u><u>15,350,342.80</u></u>	<u><u>256,362.70</u></u>

COMMON TRUST FUND
 SCHEDULE OF CAPITAL GAINS/(LOSSES) REINVESTED

799

(September 1, 1994 through September 30, 1994)

SECURITY	NO. SHARES	INCREASE (DECREASE) BOOK VALUE OF HOLDINGS	GAIN OR (LOSS)
INDEX FUNDS:			
AUSTRALIA EQ FUND	0	1,237.13	1,237.13
AUSTRIA EQ FUND	0	7,837.01	7,837.01
BELGIUM EQ FUND	0	404.59	404.59
CANADA EQ FUND	0	7,017.94	7,017.94
DENMARK EQ FUND	0	765.94	765.94
FINLAND EQ FUND	0	3,221.42	3,221.42
FRANCE EQ FUND	0	7,639.77	7,639.77
GERMANY EQ FUND	0	611.61	611.61
ITALY EQ FUND	0	495.73	495.73
JAPAN EQ FUND	0	(2.89)	(2.89)
MALAYSIA EQ FD B	0	1,652.95	1,652.95
NETHERLANDS EQ FD	0	205.02	205.02
NORWAY EQ FUND	0	232.88	232.88
SPAIN EQ FUND	0	(2,144.74)	(2,144.74)
SWEDEN EQ FUND	0	1,396.73	1,396.73
SWITZERLAND EQ FD	0	1,507.14	1,507.14
UNITED KINGDOM EQ FD	0	92.23	92.23
TOTAL INDEX FUNDS		<u>32,170.46</u>	<u>32,170.46</u>

III. MEDICAL LIABILITY SELF-INSURANCE FUND

REPORT ON SECURITIES TRANSACTIONS – The following securities transactions have been made for the Medical Liability Self-Insurance Fund. The Vice Chancellor for Asset Management recommends approval by the Board of Regents of these transactions.

**MEDICAL LIABILITY SELF-INSURANCE FUND
SCHEDULE OF SECURITIES PURCHASED**

(August 1, 1994 through August 31, 1994)

SECURITY	PAR VALUE OR (1) NO. OF SHARES	TOTAL PRINCIPAL COST	YIELD (2) AT COST
DEBT SECURITIES :			
U. S. GOVERNMENT OBLIG (DIRECT)			
<hr/>			
U S TREASURY NOTES 6.875% ,07/31/99	2,000,000.00	1,987,500.00	7.03
TOTAL U. S. GOVERNMENT OBLIG (DIRECT)	<u>2,000,000.00</u>	<u>1,987,500.00</u>	<u>7.03</u>
TOTAL DEBT SECURITIES	<u>2,000,000.00</u>	<u>1,987,500.00</u>	<u>7.03</u>
EQUITY SECURITIES :			
COMMON STOCKS			
<hr/>			
3COM CORP	400	21,270.00	0.00
ABBOTT LABS	4,100	115,558.50	2.70
AMER INT'L GROUP	300	28,068.00	0.48
AMERICAN HOME	1,300	74,015.50	5.13
ANHEUSER-BUSCH	2,200	116,457.00	3.02
AVALON PROPERTIES	2,000	42,750.00	6.74
CAREMARK INT'L	2,100	44,548.00	0.19
CHIRON CORP	900	49,713.25	0.00
CROWN AMERICAN RE	1,000	13,560.00	10.32
DRESSER INDUSTRY	7,400	150,294.00	3.35
EXXON CORP	700	41,867.00	4.82
GENERAL ELECTRIC	800	40,548.00	2.84
GENERAL MILLS	1,500	75,652.50	3.73
HEWLETT PACKARD	300	24,280.50	1.48
HOME DEPOT INC	1,800	73,358.00	0.39
INTEL CORP	800	47,240.00	0.41
JOHNSON & JOHNSON	2,600	124,831.00	2.42
KELLOGG	1,000	51,185.00	2.81
MARSH & MCLENNAN	600	51,336.00	3.39
MCDONALDS CORP	1,600	42,896.00	0.90
MICROSOFT CORP	900	47,763.72	0.00
NALCO CHEMICAL CO	1,300	43,303.00	2.88
PEPSICO	3,300	102,498.00	2.32
PROPERTY TRUST AM	1,000	17,685.00	5.65
PROVIDIAN	1,300	39,525.20	2.63
RITE AID CORP	2,200	44,382.00	2.97
ROC COMMUNITIES	500	9,812.50	7.75
SCHLUMBERGER LTD	900	52,704.00	2.05
SECURITY CAPITAL	244	3,690.50	1.39
STATE STREET BOST	800	30,640.00	1.57
TAMBRANDS INC	300	11,193.00	4.50
TOYS R US	3,100	106,748.50	0.00
USX-US STEEL GRP	5,500	215,744.50	2.55
WAL-MART STORES	3,700	93,184.50	0.68

**MEDICAL LIABILITY SELF-INSURANCE FUND
SCHEDULE OF SECURITIES PURCHASED**

802

(August 1, 1994 through August 31, 1994)

SECURITY	PAR VALUE OR (1) NO. OF SHARES	TOTAL PRINCIPAL COST	YIELD (2) AT COST
WARNER LAMBERT	300	21,618.00	3.39
TOTAL COMMON STOCKS		<u>2,069,720.67</u>	<u>2.42</u>
INDEX FUNDS			
MID CAP INDX FD B	997	10,871.65	
TOTAL INDEX FUNDS		<u>10,871.65</u>	
TOTAL EQUITY SECURITIES		<u>2,080,592.32</u>	
TOTAL SECURITIES PURCHASED		<u><u>4,068,092.32</u></u>	

(1) Reflects par value for Debt Securities and number of shares actually purchased for Equity Securities, excluding shares received as a result of stock splits and dividends subsequent to date of purchase.

(2) Yield on Common Stocks based on cost price and indicated dividend rate as of 8/31/94. Current yield is not calculated on Index Funds since scheduled income payments are not fixed at a current rate.

MEDICAL LIABILITY SELF-INSURANCE FUND
EQUITIES -- OTHER CHANGES

803

(August 1, 1994 through August 31, 1994)

STOCK SPLITS, DIVIDENDS AND DISTRIBUTIONS	SHARES RECEIVED
PROPERTY TRUST OF AMERICA RIGHTS DISTRIBUTION	23,600

MEDICAL LIABILITY SELF-INSURANCE FUND
SCHEDULE OF SECURITIES SOLD, CALLED OR MATURED **804**

(August 1, 1994 through August 31, 1994)

SECURITY	PAR VALUE OR NO. OF SHARES	BOOK VALUE OF HOLDINGS	NET SALES PROCEEDS	GAIN OR (LOSS) OVER BOOK VALUE
DEBT SECURITIES:				
CORPORATE BONDS				
TENNECO CREDIT NOTES 9.750% ,08/01/94	100,000.00	100,000.00	100,000.00	.00
TOTAL	<u>100,000.00</u>	<u>100,000.00</u>	<u>100,000.00</u>	<u>.00</u>
TOTAL DEBT SECURITIES	<u>100,000.00</u>	<u>100,000.00</u>	<u>100,000.00</u>	<u>.00</u>
EQUITY SECURITIES :				
COMMON STOCKS				
ASHTON TATE - CLAS	0	.00	1,532.25	1,532.25
BEACON PROPERTIES	1,700	28,900.00	30,921.96	2,021.96
HEALTH & RETIRE	2,000	28,562.11	30,168.99	1,606.88
MESA AIRLINES INC	6,100	89,093.10	41,251.25	(47,841.85)
SECURITY CAPITAL	1,600	20,501.45	27,803.06	7,301.61
TOTAL COMMON STOCKS		<u>167,056.66</u>	<u>131,677.51</u>	<u>(35,379.15)</u>
TOTAL EQUITY SECURITIES		<u>167,056.66</u>	<u>131,677.51</u>	<u>(35,379.15)</u>
CASH & CASH EQUIVALENTS				
MONEY MARKET FUNDS (NET)		<u>2,711,205.44</u>	<u>2,711,205.44</u>	<u>.00</u>
TOTAL CASH & CASH EQUIVALENTS		<u>2,711,205.44</u>	<u>2,711,205.44</u>	<u>.00</u>
TOTAL SALES, CALLS, OR MATURITIES		<u>2,978,262.10</u>	<u>2,942,882.95</u>	<u>(35,379.15)</u>

MEDICAL LIABILITY SELF-INSURANCE FUND
SCHEDULE OF CAPITAL GAINS/(LOSSES) REINVESTED

805

(August 1, 1994 through August 31, 1994)

SECURITY	NO. SHARES	INCREASE (DECREASE) BOOK VALUE OF HOLDINGS	GAIN OR (LOSS)
MID CAP INDEX FUND B	0	77,166.67	77,166.67

**MEDICAL LIABILITY SELF-INSURANCE FUND
SCHEDULE OF SECURITIES PURCHASED**

806

(September 1, 1994 through September 30, 1994)

SECURITY	PAR VALUE OR (1) NO. OF SHARES	TOTAL PRINCIPAL COST	YIELD (2) AT COST
EQUITY SECURITIES :			
COMMON STOCKS			
ABBOTT LABS	800	23,848.00	2.55
AMERICAN CYANAMID	900	86,791.50	1.92
BAY APARTMENT	2,000	39,942.00	7.61
DEAN FOODS CO.	1,000	32,310.00	2.10
DISNEY (WALT)	1,000	42,810.00	0.70
DRESSER INDUSTRY	2,500	49,212.50	3.45
DUKE REALTY INVES	2,000	50,500.00	7.45
EXXON CORP	100	5,931.00	4.86
INTEL CORP	2,500	162,388.15	0.37
LUBY'S CAFETERIAS	1,300	29,328.00	2.93
MERRY LAND & INVT	1,400	27,559.00	7.11
MOBIL CORP	800	65,267.00	4.17
PHILLIPS PETE	2,100	69,163.50	3.40
SONAT INC.	2,000	62,897.50	3.43
SOUTHWEST AIR	3,500	83,648.50	0.17
USX-US STEEL GRP	4,000	159,240.00	2.61
WAL-MART STORES	3,600	88,416.00	0.69
TOTAL COMMON STOCKS		<u>1,079,252.65</u>	<u>2.54</u>
INDEX FUNDS			
MID CAP INDX FD B	1,461	16,727.98	
TOTAL INDEX FUNDS		<u>16,727.98</u>	
TOTAL EQUITY SECURITIES		<u>1,095,980.63</u>	
CASH & CASH EQUIVALENTS			
MONEY MARKET FUNDS (NET)		858,111.99	
TOTAL CASH & CASH EQUIVALENTS		<u>858,111.99</u>	
TOTAL SECURITIES PURCHASED		<u><u>1,954,092.62</u></u>	

(1) Reflects par value for Debt Securities and number of shares actually purchased for Equity Securities, excluding shares received as a result of stock splits and dividends subsequent to date of purchase.

(2) Yield on Common Stocks based on cost price and indicated dividend rate as of 9/30/94. Current yield is not calculated on Index Funds since scheduled income payments are not fixed at a current rate.

MEDICAL LIABILITY SELF-INSURANCE FUND
EQUITIES -- OTHER CHANGES

S07

(September 1, 1994 through September 30, 1994)

STOCK SPLITS, DIVIDENDS AND DISTRIBUTIONS	SHARES RECEIVED
3COM CORP 2 FOR 1 STOCK SPLIT	1,600

MEDICAL LIABILITY SELF-INSURANCE FUND
SCHEDULE OF SECURITIES SOLD, CALLED OR MATURED **808**
(September 1, 1994 through September 30, 1994)

SECURITY	PAR VALUE OR NO. OF SHARES	BOOK VALUE OF HOLDINGS	NET SALES PROCEEDS	GAIN OR (LOSS) OVER BOOK VALUE
EQUITY SECURITIES :				
COMMON STOCKS				
3COM CORP	1,900	89,952.73	116,105.16	26,152.43
BANKERS TRUST NY	500	30,112.12	36,656.27	6,544.15
CHIRON CORP	400	22,094.78	26,930.00	4,835.22
CIGNA CORP	1,500	91,237.18	98,406.70	7,169.52
EMERSON ELECTRIC	700	39,467.00	44,144.02	4,677.02
EXXON CORP	1,100	65,307.48	65,238.32	(69.16)
HEALTH & RETIRE LIMITED INC.	5,200	74,261.47	78,248.97	3,987.50
10,000	179,059.00	191,293.39	12,234.39	
MCGRAW-HILL INC	200	12,171.89	13,987.53	1,815.64
MCN CORP.	600	19,169.68	23,363.22	4,193.54
NOVELL INC	2,000	52,336.22	31,450.70	(20,885.52)
PHELPS DODGE CORP	1,000	46,350.22	61,702.94	15,352.72
RITE AID CORP	13,300	258,000.10	278,492.69	20,492.59
SERVICE MASTER	3,000	58,847.49	76,659.43	17,811.94
TRANSCANADA PIPE	31,300	461,403.00	407,415.82	(53,987.18)
WARNER LAMBERT	400	27,346.00	32,874.90	5,528.90
TOTAL COMMON STOCKS		<u>1,527,116.36</u>	<u>1,582,970.06</u>	<u>55,853.70</u>
TOTAL EQUITY SECURITIES		<u>1,527,116.36</u>	<u>1,582,970.06</u>	<u>55,853.70</u>
TOTAL SALES, CALLS, OR MATURITIES		<u>1,527,116.36</u>	<u>1,582,970.06</u>	<u>55,853.70</u>

IV. INSTITUTIONAL FUNDS

REPORT ON SECURITIES TRANSACTIONS -- The following securities transactions have been made for the Institutional Funds. The Vice Chancellor for Asset Management recommends approval by the Board of Regents of these transactions.

INSTITUTIONAL FUNDS
SCHEDULE OF SECURITIES PURCHASED
 (August 1, 1994 through August 31, 1994)

SECURITY	PAR VALUE	TOTAL PRINCIPAL COST	YIELD AT COST
<u>OPERATING FUNDS INVESTMENT POOL:</u>			
U.S. GOVERNMENT OBLIGATIONS (Direct):			
U. S. TREASURY NOTES, 6.125%, 7/31/96	10,000,000.00	9,984,375.00	6.21
NET SHORT TERM SECURITIES	<u>13,463,628.85</u>	<u>13,463,628.85</u>	
	<u>23,463,628.85</u>	<u>23,448,003.85</u>	
<u>U. T. SYSTEM:</u>			
NET SHORT TERM SECURITIES	<u>10,106.25</u>	<u>10,106.25</u>	
<u>U. T. ARLINGTON:</u>			
NET SHORT TERM SECURITIES	<u>2,020.91</u>	<u>2,020.91</u>	
<u>U. T. EL PASO:</u>			
NET SHORT TERM SECURITIES	<u>51,116.80</u>	<u>51,116.80</u>	
<u>U. T. SAN ANTONIO:</u>			
NET SHORT TERM SECURITIES	<u>7,809.96</u>	<u>7,809.96</u>	
<u>U. T. HEALTH SCIENCE CENTER - DALLAS:</u>			
NET SHORT TERM SECURITIES	<u>15,336.83</u>	<u>15,336.83</u>	

INSTITUTIONAL FUNDS
SCHEDULE OF SECURITIES SOLD, CALLED OR MATURED

811

(August 1, 1994 through August 31, 1994)

SECURITY	PAR VALUE	BOOK VALUE OF HOLDINGS	NET SALES PROCEEDS	GAIN OR (LOSS) OVER BOOK VALUE
<u>OPERATING FUNDS INVESTMENT POOL:</u>				
U.S. GOVERNMENT AGENCIES (NON-GTD.):				
FHLMC BALLOON GOLD PC				
8.5%, 3/1/96	13,376.00	13,721.75	13,376.00	(345.75)
8% , 5/1/96	92,459.00	94,955.78	92,459.00	(2,496.78)
	<u>105,835.00</u>	<u>108,677.53</u>	<u>105,835.00</u>	<u>(2,842.53)</u>
<u>U. T. SYSTEM:</u>				
U.S. GOVERNMENT AGENCIES (NON-GTD.):				
FHLMC BALLOON GOLD PC				
7%, 4/1/97	1,566.92	1,561.06	1,566.92	5.86
<u>U. T. ARLINGTON:</u>				
U.S. GOVERNMENT AGENCIES (NON-GTD.):				
FHLB DEBS				
6.7%, 8/25/94	1,980,000.00	1,980,000.00	1,980,000.00	0.00
<u>U. T. AUSTIN:</u>				
NET SHORT TERM SECURITIES				
	952,618.28	952,618.28	952,618.28	0.00
<u>U. T. DALLAS:</u>				
U.S. GOVERNMENT AGENCIES (NON-GTD.):				
FHLMC BALLOON GOLD PC:				
7%, 11/1/96	4,540.34	4,536.73	4,540.34	3.61
7%, 4/1/97	22,166.84	22,163.53	22,166.84	3.31
FHLB DEBS				
6.7%, 8/25/94	1,025,000.00	1,025,000.00	1,025,000.00	0.00
	1,051,707.18	1,051,700.26	1,051,707.18	6.92
NET SHORT TERM SECURITIES				
	18,964.97	18,964.97	18,964.97	0.00
	<u>1,070,672.15</u>	<u>1,070,665.23</u>	<u>1,070,672.15</u>	<u>6.92</u>
<u>U. T. EL PASO:</u>				
U.S. GOVERNMENT AGENCIES (NON-GTD.):				
FHLMC BALLOON GOLD PC:				
8.5%, 3/1/96	6,688.00	6,688.00	6,688.00	0.00
8%, 5/1/96	13,868.85	13,843.38	13,868.85	25.47
7%, 11/1/96	9,080.69	9,073.46	9,080.69	7.23
FHLB DEBS				
6.7%, 8/25/94	2,475,000.00	2,475,000.00	2,475,000.00	0.00
	<u>2,504,637.54</u>	<u>2,504,604.84</u>	<u>2,504,637.54</u>	<u>32.70</u>
<u>U. T. SAN ANTONIO:</u>				
U.S. GOVERNMENT AGENCIES (NON-GTD.):				
FHLMC BALLOON GOLD PC:				
8.5%, 3/1/96	3,344.00	3,344.00	3,344.00	0.00
7%, 11/1/96	9,080.69	9,073.46	9,080.69	7.23
7%, 4/1/97	33,250.26	33,245.30	33,250.26	4.96
	<u>45,674.95</u>	<u>45,662.76</u>	<u>45,674.95</u>	<u>12.19</u>

INSTITUTIONAL FUNDS
SCHEDULE OF SECURITIES SOLD, CALLED OR MATURED (Continued)
(August 1, 1994 through August 31, 1994)

SECURITY	PAR VALUE	BOOK VALUE OF HOLDINGS	NET SALES PROCEEDS	GAIN OR (LOSS) OVER BOOK VALUE
<u>U. T. HEALTH SCIENCE CENTER - DALLAS:</u>				
U.S. GOVERNMENT AGENCIES (NON-GTD.):				
FHLMC BALLOON GOLD PC:				
7%, 11/1/96	45,403.46	45,367.33	45,403.46	36.13
FHLB DEBS				
6.7%, 8/25/94	9,990,000.00	9,990,000.00	9,990,000.00	0.00
	<u>10,035,403.46</u>	<u>10,035,367.33</u>	<u>10,035,403.46</u>	<u>36.13</u>
<u>U. T. HEALTH SCIENCE CENTER - HOUSTON:</u>				
U.S. GOVERNMENT AGENCIES (NON-GTD.):				
FHLMC BALLOON GOLD PC:				
8%, 5/1/96	18,491.80	18,457.85	18,491.80	33.95
7%, 11/1/96	27,242.07	27,220.39	27,242.07	21.68
7%, 4/1/97	22,166.84	22,163.53	22,166.84	3.31
	<u>67,900.71</u>	<u>67,841.77</u>	<u>67,900.71</u>	<u>58.94</u>
NET SHORT TERM SECURITIES	<u>269,818.70</u>	<u>269,818.70</u>	<u>269,818.70</u>	<u>0.00</u>
	<u>337,719.41</u>	<u>337,660.47</u>	<u>337,719.41</u>	<u>58.94</u>
<u>U. T. HEALTH SCIENCE CENTER - SAN ANTONIO:</u>				
U.S. GOVERNMENT AGENCIES (NON-GTD.):				
FHLMC BALLOON GOLD PC:				
8.5%, 3/1/96	6,688.00	6,688.00	6,688.00	0.00
7%, 4/1/97	11,083.42	11,081.77	11,083.42	1.65
FHLB DEBS				
6.7%, 8/25/94	1,000,000.00	1,000,000.00	1,000,000.00	0.00
	<u>1,017,771.42</u>	<u>1,017,769.77</u>	<u>1,017,771.42</u>	<u>1.65</u>
NET SHORT TERM SECURITIES	<u>23,376.13</u>	<u>23,376.13</u>	<u>23,376.13</u>	<u>0.00</u>
	<u>1,041,147.55</u>	<u>1,041,145.90</u>	<u>1,041,147.55</u>	<u>1.65</u>
<u>U. T. SYSTEM CANCER CENTER - HOUSTON:</u>				
U.S. GOVERNMENT AGENCIES (NON-GTD.):				
FHLMC BALLOON GOLD PC:				
8%, 5/1/96	73,967.20	73,831.38	73,967.20	135.82
7%, 11/1/96	90,806.92	90,734.66	90,806.92	72.26
7%, 4/1/97	166,251.32	166,226.50	166,251.32	24.82
FHLB DEBS				
6.7%, 8/25/94	7,790,000.00	7,790,000.00	7,790,000.00	0.00
	<u>8,121,025.44</u>	<u>8,120,792.54</u>	<u>8,121,025.44</u>	<u>232.90</u>
NET SHORT TERM SECURITIES	<u>560,692.04</u>	<u>560,692.04</u>	<u>560,692.04</u>	<u>0.00</u>
	<u>8,681,717.48</u>	<u>8,681,484.58</u>	<u>8,681,717.48</u>	<u>232.90</u>
<u>U. T. HEALTH CENTER - TYLER:</u>				
U.S. GOVERNMENT AGENCIES (NON-GTD.):				
FHLB DEBS				
6.7%, 8/25/94	1,000,000.00	1,000,000.00	1,000,000.00	0.00
NET SHORT TERM SECURITIES	<u>1,618.05</u>	<u>1,618.05</u>	<u>1,618.05</u>	<u>0.00</u>
	<u>1,001,618.05</u>	<u>1,001,618.05</u>	<u>1,001,618.05</u>	<u>0.00</u>

INSTITUTIONAL FUNDS
SCHEDULE OF SECURITIES PURCHASED
 (September 1, 1994 through September 30, 1994)

SECURITY	PAR VALUE	TOTAL PRINCIPAL COST	YIELD AT COST
<u>OPERATING FUNDS INVESTMENT POOL:</u>			
U.S. GOVERNMENT OBLIGATIONS (Direct):			
U. S. TREASURY NOTES,			
6.875%, 7/31/99	60,000,000.00	59,343,750.00	7.14
<u>U. T. SYSTEM:</u>			
NET SHORT TERM SECURITIES	37,159.96	37,159.96	
<u>U. T. HEALTH SCIENCE CENTER - HOUSTON:</u>			
NET SHORT TERM SECURITIES	7,354.54	7,354.54	
<u>U. T. HEALTH SCIENCE CENTER - SAN ANTONIO:</u>			
NET SHORT TERM SECURITIES	34,709.36	34,709.36	

INSTITUTIONAL FUNDS
SCHEDULE OF SECURITIES SOLD, CALLED OR MATURED

814

(September 1, 1994 through September 30, 1994)

SECURITY	PAR VALUE	BOOK VALUE OF HOLDINGS	NET SALES PROCEEDS	GAIN OR (LOSS) OVER BOOK VALUE
<u>OPERATING FUNDS INVESTMENT POOL:</u>				
U.S. GOVERNMENT AGENCIES (NON-GTD.):				
FHLMC BALLOON GOLD PC				
8.5%, 3/1/96	13,376.00	13,721.75	13,376.00	(345.75)
8%, 5/1/96	92,459.00	94,955.78	92,459.00	(2,496.78)
FHLMC DEBS				
FLOAT RATE, 9/16/94	4,000,000.00	4,000,000.00	4,000,000.00	0.00
	<u>4,105,835.00</u>	<u>4,108,677.53</u>	<u>4,105,835.00</u>	<u>(2,842.53)</u>
NET SHORT TERM SECURITIES	<u>31,502,343.05</u>	<u>31,502,343.05</u>	<u>31,502,343.05</u>	<u>0.00</u>
	<u><u>39,714,013.05</u></u>	<u><u>39,719,698.11</u></u>	<u><u>39,714,013.05</u></u>	<u><u>(5,685.06)</u></u>
<u>U. T. SYSTEM:</u>				
U.S. GOVERNMENT AGENCIES (NON-GTD.):				
FHLMC BALLOON GOLD PC				
7%, 4/1/97	1,652.33	1,646.15	1,652.33	6.18
	<u>1,652.33</u>	<u>1,646.15</u>	<u>1,652.33</u>	<u>6.18</u>
<u>U. T. ARLINGTON:</u>				
NET SHORT TERM SECURITIES	<u>46,510.48</u>	<u>46,510.48</u>	<u>46,510.48</u>	<u>0.00</u>
<u>U. T. DALLAS:</u>				
U.S. GOVERNMENT OBLIGATIONS (DIRECT):				
U. S. TREASURY NOTES				
4%, 9/30/94	2,000,000.00	2,000,000.00	2,000,000.00	0.00
U.S. GOVERNMENT AGENCIES (NON-GTD.):				
FHLMC BALLOON GOLD PC				
7%, 11/1/96	2,418.90	2,416.98	2,418.90	1.92
7%, 4/1/97	17,941.19	17,938.51	17,941.19	2.68
	<u>2,020,360.09</u>	<u>2,020,355.49</u>	<u>2,020,360.09</u>	<u>4.60</u>
NET SHORT TERM SECURITIES	<u>55,501.14</u>	<u>55,501.14</u>	<u>55,501.14</u>	<u>0.00</u>
	<u><u>2,075,861.23</u></u>	<u><u>2,075,856.63</u></u>	<u><u>2,075,861.23</u></u>	<u><u>4.60</u></u>
<u>U. T. EL PASO:</u>				
U.S. GOVERNMENT AGENCIES (NON-GTD.):				
FHLMC BALLOON GOLD PC				
8.5%, 3/1/96	14,266.36	14,266.36	14,266.36	0.00
8%, 5/1/96	33,195.45	33,134.49	33,195.45	60.96
7%, 11/1/96	4,837.79	4,833.94	4,837.79	3.85
	<u>52,299.60</u>	<u>52,234.79</u>	<u>52,299.60</u>	<u>64.81</u>
NET SHORT TERM SECURITIES	<u>96,538.57</u>	<u>96,538.57</u>	<u>96,538.57</u>	<u>0.00</u>
	<u><u>148,838.17</u></u>	<u><u>148,773.36</u></u>	<u><u>148,838.17</u></u>	<u><u>64.81</u></u>
<u>U. T. SAN ANTONIO:</u>				
U.S. GOVERNMENT AGENCIES (NON-GTD.):				
FHLMC BALLOON GOLD PC				
8.5%, 3/1/96	7,133.18	7,133.18	7,133.18	0.00
7%, 11/1/96	4,837.79	4,833.94	4,837.79	3.85
7%, 4/1/97	26,911.78	26,907.76	26,911.78	4.02
	<u>38,882.75</u>	<u>38,874.88</u>	<u>38,882.75</u>	<u>7.87</u>
NET SHORT TERM SECURITIES	<u>97,469.76</u>	<u>97,469.76</u>	<u>97,469.76</u>	<u>0.00</u>
	<u><u>136,352.51</u></u>	<u><u>136,344.64</u></u>	<u><u>136,352.51</u></u>	<u><u>7.87</u></u>

INSTITUTIONAL FUNDS
SCHEDULE OF SECURITIES SOLD, CALLED OR MATURED (Continued)

(September 1, 1994 through September 30, 1994)

SECURITY	PAR VALUE	BOOK VALUE OF HOLDINGS	NET SALES PROCEEDS	GAIN OR (LOSS) OVER BOOK VALUE
<u>U. T. HEALTH SCIENCE CENTER - DALLAS:</u>				
U.S. GOVERNMENT AGENCIES (NON-GTD.):				
FHLMC BALLOON GOLD PC				
7%, 11/1/96	24,188.99	24,169.74	24,188.99	19.25
NET SHORT TERM SECURITIES	475,170.90	475,170.90	475,170.90	0.00
	<u>499,359.89</u>	<u>499,340.64</u>	<u>499,359.89</u>	<u>19.25</u>
 <u>U. T. HEALTH SCIENCE CENTER - HOUSTON:</u>				
U.S. GOVERNMENT AGENCIES (NON-GTD.):				
FHLMC BALLOON GOLD PC				
8%, 5/1/96	44,260.60	44,179.33	44,260.60	81.27
7%, 11/1/96	14,513.39	14,501.84	14,513.39	11.55
7%, 4/1/97	17,941.19	17,938.51	17,941.19	2.68
	<u>76,715.18</u>	<u>76,619.68</u>	<u>76,715.18</u>	<u>95.50</u>
 <u>U. T. HEALTH SCIENCE CENTER - SAN ANTONIO:</u>				
U.S. GOV OBLIGATIONS - DIRECT (BONDS):				
U. S. TREASURY NOTES				
5.875%, 5/15/95	2,000,000.00	2,017,323.33	2,006,953.13	(10,370.20)
U.S. GOVERNMENT AGENCIES (NON-GTD.):				
FHLMC BALLOON GOLD PC				
8.5%, 3/1/96	14,266.36	14,266.36	14,266.36	0.00
7%, 4/1/97	8,970.59	8,969.25	8,970.59	1.34
	<u>2,023,236.95</u>	<u>2,040,558.94</u>	<u>2,030,190.08</u>	<u>(10,368.86)</u>
 <u>U. T. SYSTEM CANCER CENTER - HOUSTON:</u>				
U.S. GOVERNMENT OBLIGATIONS (DIRECT):				
U S TREASURY NOTES				
4%, 9/30/94	9,795,000.00	9,795,000.00	9,795,000.00	0.00
U.S. GOVERNMENT AGENCIES (NON-GTD.):				
FHLMC BALLOON GOLD PC				
8%, 5/1/96	177,042.40	176,717.31	177,042.40	325.09
7%, 11/1/96	48,377.98	48,339.48	48,377.98	38.50
7%, 4/1/97	134,558.91	134,538.82	134,558.91	20.09
	<u>10,154,979.29</u>	<u>10,154,595.61</u>	<u>10,154,979.29</u>	<u>383.68</u>
NET SHORT TERM SECURITIES	287,558.63	287,558.63	287,558.63	0.00
	<u>10,442,537.92</u>	<u>10,442,154.24</u>	<u>10,442,537.92</u>	<u>383.68</u>
 <u>U. T. HEALTH CENTER - TYLER:</u>				
NET SHORT TERM SECURITIES	28,364.81	28,364.81	28,364.81	0.00

V. OTHER TRUST AND SPECIAL FUNDS

REPORT ON SECURITIES TRANSACTIONS – The following securities transactions have been made for the Trust and Special Funds not in the Common Trust Fund, Medical Liability Self-Insurance Fund or Institutional Funds. The Vice Chancellor for Asset Management recommends approval by the Board of Regents of these transactions.

**OTHER TRUST AND SPECIAL FUNDS
SCHEDULE OF SECURITIES PURCHASED**

(August 1, 1994 through August 31, 1994)

ISSUE AND FUND	PAR VALUE OR (1) NO. OF SHARES	TOTAL PRINCIPAL COST	YIELD (2) AT COST
DEBT SECURITIES:			
U.S. GOVT OBLIGATIONS - DIRECT			
U.T. DALLAS - PRESIDENTIAL			
ACHIEVEMENT AWARDS:			
UNITED STATES TREASURY NOTES, 6.375%, 8/15/02	215,000.00	204,283.59	7.21%
U.T. MEDICAL BRANCH - GALVESTON - MOODY			
FUND FOR STUDENT AND EMPLOYEE SERVICES:			
UNITED STATES TREASURY NOTES, 7.25%, 5/15/04	400,000.00	398,125.00	7.32%
UNITED STATES TREASURY NOTES, 7.25%, 8/15/04	400,000.00	399,437.50	7.27%
	<u>800,000.00</u>	<u>797,562.50</u>	<u>7.29%</u>
U.T. MEDICAL BRANCH - GALVESTON - MOODY			
MEDICAL LIBRARY ENDOWMENT:			
UNITED STATES TREASURY NOTES, 7.25%, 5/15/04	400,000.00	398,125.00	7.32%
UNITED STATES TREASURY NOTES, 7.25%, 8/15/04	400,000.00	399,437.50	7.27%
	<u>800,000.00</u>	<u>797,562.50</u>	<u>7.29%</u>
U.T. MEDICAL BRANCH - GALVESTON -			
J. FREDRIC MULLINS, M.D., CHARITABLE			
REMAINDER UNITRUST:			
UNITED STATES TREASURY NOTES, 6.375%, 8/15/02	20,000.00	19,003.13	7.21%
U. S. GOVT OBLIGATIONS - NON-GUARANTEED			
U.T. MEDICAL BRANCH - GALVESTON - MOODY			
FUND FOR STUDENT AND EMPLOYEE SERVICES:			
FNMA DEBS, 7.70% 8/10/04	200,000.00	200,000.00	7.70%
U.T. MEDICAL BRANCH - GALVESTON - MOODY			
MEDICAL LIBRARY ENDOWMENT:			
FNMA DEBS, 7.70% 8/10/04	200,000.00	200,000.00	7.70%
CORPORATE BONDS			
POOLED INCOME FUND:			
WMX TECHNOLOGIES INC DEBS, 7.65%, 3/15/11	10,000.00	9,549.50	8.15%

**OTHER TRUST AND SPECIAL FUNDS
SCHEDULE OF SECURITIES PURCHASED**

(August 1, 1994 through August 31, 1994)

ISSUE AND FUND	PAR VALUE OR (1) NO. OF SHARES	TOTAL PRINCIPAL COST	YIELD (2) AT COST
EQUITY SECURITIES:			
MUTUAL FUNDS:			
U.T. AUSTIN - DEDMAN MERIT SCHOLARSHIP PROGRAM - QUASI-ENDOWMENT:			
COMMON FUND - INTERMEDIATE CASH FUND	205.76	<u>218,463.34</u>	
U.T. - M.D. ANDERSON MEDICAL CENTER - ANNA CROUCHET AND C.P. SIMPSON - QUASI-ENDOWMENT FUND:			
COMMON FUND - INTERMEDIATE CASH FUND	1.92	<u>2,041.50</u>	
COMMON STOCK:			
PAN AMERICAN UNIVERSITY ENDOWMENT:			
ABBOTT LABORATORIES	1,000.00	28,185.00	2.70%
ANHEUSER-BUSCH COMPANIES INC	400.00	21,174.00	3.02%
EXXON CORP	400.00	23,924.00	4.82%
GENERAL MILLS INC	100.00	5,043.50	3.73%
HEWLETT-PACKARD CO	100.00	8,093.50	1.48%
JOHNSON & JOHNSON	500.00	23,967.50	2.42%
KELLOGG CO	500.00	25,592.50	2.81%
MARSH & MCLENNAN COS INC	300.00	25,668.00	3.39%
NALCO CHEMICAL COMPANY	700.00	23,317.00	2.88%
PEPSICO INC	400.00	12,424.00	2.32%
PROVIDIAN CORP	700.00	21,282.80	2.63%
RITE AID CORP	400.00	8,024.00	2.99%
SCHLUMBERGER LTD	100.00	5,856.00	2.05%
TOYS R US INC	900.00	30,991.50	0.00%
WAL-MART STORES INC	1,000.00	25,185.00	0.68%
WARNER-LAMBERT CO	100.00	7,206.00	3.39%
		<u>295,934.30</u>	<u>2.48%</u>
U.T. MEDICAL BRANCH - GALVESTON - MOODY FUND FOR STUDENT AND EMPLOYEE SERVICES:			
A T & T CORP	700.00	38,104.50	2.42%
ABBOTT LABORATORIES	1,100.00	31,553.50	2.65%
ADT LIMITED	1,600.00	16,696.00	0.00%
AIR PRODUCTS & CHEMICALS INC	600.00	27,636.00	2.13%
AMGEN INC	400.00	18,750.00	0.00%
AMOCO CORP	300.00	17,980.50	3.67%
ARVIN INDUSTRIES INC	700.00	17,192.00	3.09%
ASHLAND OIL INC	300.00	10,630.50	2.82%
CABOT CORPORATION	400.00	21,374.00	1.05%
CALDOR CORP	600.00	18,186.00	0.00%
CHEVRON CORP	400.00	17,574.00	4.21%
COCA-COLA CO	600.00	25,836.00	1.81%
CYPRUS AMAX MINERALS CO	600.00	18,786.00	2.56%
DISNEY (WALT) CO	600.00	25,161.00	0.72%
DUN & BRADSTREET CORP	800.00	47,289.60	4.40%
DU PONT (E.I.) DE NEMOURS & CO	800.00	47,948.00	3.14%
DURIRON CO INC	1,100.00	18,975.00	2.43%
EASTMAN KODAK CO	500.00	24,592.50	3.25%

**OTHER TRUST AND SPECIAL FUNDS
SCHEDULE OF SECURITIES PURCHASED**

(August 1, 1994 through August 31, 1994)

ISSUE AND FUND	PAR VALUE OR (1) NO. OF SHARES	TOTAL PRINCIPAL COST	YIELD (2) AT COST
ELF AQUITAINE	800.00	30,548.00	2.36%
EMERSON ELECTRIC CO	400.00	24,174.00	2.58%
FLUOR CORP	400.00	21,374.00	0.97%
GENERAL ELECTRIC CO	1,000.00	50,060.00	2.88%
GENERAL MILLS INC	600.00	30,486.00	3.70%
GTE CORP	600.00	18,786.00	6.00%
HILLENBRAND INDUSTRIES INC	1,400.00	44,359.00	1.80%
HOUSEHOLD INTERNATIONAL INC	600.00	20,661.00	3.66%
IONICS INC	400.00	18,616.00	0.00%
JOHNSON & JOHNSON	500.00	23,342.50	2.48%
KIMBERLY CLARK CORP	300.00	17,005.50	3.10%
LA Z BOY CHAIR CO	500.00	13,405.00	2.54%
LOUISIANA-PACIFIC CORP	700.00	23,560.60	1.49%
MELVILLE CORP	200.00	7,887.00	3.85%
MERCK & CO INC	800.00	23,948.00	4.01%
MEYER (FRED) INC	800.00	30,448.00	0.00%
MONTANA POWER CO	800.00	18,048.00	7.09%
MORGAN (J.P.) & CO INC	600.00	36,936.00	4.42%
MORRISON KNUDSEN CORP	1,100.00	17,597.80	5.00%
NATIONSBANK CORP	400.00	21,613.60	3.41%
OCCIDENTAL PETROLEUM CORP	800.00	15,748.00	5.08%
PEPSICO INC	1,000.00	30,185.00	2.39%
PROCTER & GAMBLE CO	500.00	26,905.00	2.60%
PUROLATOR PRODS CO	900.00	16,875.00	3.41%
RALSTON PURINA GROUP	500.00	17,905.00	3.35%
SINGER CO N V	500.00	17,030.00	0.59%
SONAT INC	500.00	16,842.50	3.21%
ST PAUL COMPANIES	500.00	21,092.50	3.56%
SUN MICROSYSTEMS INC	800.00	17,600.00	0.00%
SYNOPTICS COMMUNICATIONS INC	1,100.00	16,087.50	0.00%
TELEFONO DE MEXICO SA	200.00	11,512.00	2.61%
TEXAS INSTRUMENTS INC	200.00	15,512.00	1.29%
TOYS R US INC	800.00	27,448.00	0.00%
UNION PACIFIC CORP	500.00	29,155.00	2.95%
UNIVERSAL FOODS CORP	500.00	16,467.50	2.79%
UNOCAL CORP	600.00	17,811.00	2.69%
US WEST INC	600.00	24,636.00	5.21%
WAL-MART STORES INC	500.00	12,780.00	0.67%
WEYERHAEUSER CO	600.00	24,936.00	2.89%
WMS TECHNOLOGIES INC	1,000.00	29,560.00	2.03%
		<u>1,343,209.10</u>	<u>2.60%</u>

U.T. MEDICAL BRANCH - GALVESTON - MOODY

MEDICAL LIBRARY ENDOWMENT:

A T & T CORP	700.00	38,104.50	2.42%
ABBOTT LABORATORIES	1,100.00	31,553.50	2.65%
ADT LIMITED	1,600.00	16,696.00	0.00%
AIR PRODUCTS & CHEMICALS INC	600.00	27,636.00	2.13%
AMGEN INC	400.00	18,750.00	0.00%
AMOCO CORP	300.00	17,980.50	3.67%
ARVIN INDUSTRIES INC	700.00	17,192.00	3.09%
ASHLAND OIL INC	300.00	10,630.50	2.82%
CABOT CORPORATION	400.00	21,374.00	1.05%
CALDOR CORP	600.00	18,186.00	0.00%

**OTHER TRUST AND SPECIAL FUNDS
SCHEDULE OF SECURITIES PURCHASED**

(August 1, 1994 through August 31, 1994)

ISSUE AND FUND	PAR VALUE OR (1) NO. OF SHARES	TOTAL PRINCIPAL COST	YIELD (2) AT COST
CHEVRON CORP	400.00	17,574.00	4.21%
COCA-COLA CO	600.00	25,836.00	1.81%
CYPRUS AMAX MINERALS CO	600.00	18,786.00	2.56%
DISNEY (WALT) CO.	600.00	25,161.00	0.72%
DUN & BRADSTREET CORP	800.00	47,289.60	4.40%
DU PONT (E.I.) DE NEMOURS & CO	800.00	47,948.00	3.14%
DURIRON CO INC	1,100.00	18,975.00	2.43%
EASTMAN KODAK CO	500.00	24,592.50	3.25%
ELF AQUITAINE	800.00	30,548.00	2.36%
EMERSON ELECTRIC CO	400.00	24,174.00	2.58%
FLUOR CORP	400.00	21,374.00	0.97%
GENERAL ELECTRIC CO	1,000.00	50,060.00	2.88%
GENERAL MILLS INC	600.00	30,486.00	3.70%
GTE CORP	600.00	18,786.00	6.00%
HILLENBRAND INDUSTRIES INC	1,400.00	44,359.00	1.80%
HOUSEHOLD INTERNATIONAL INC	600.00	20,661.00	3.66%
IONICS INC	400.00	18,616.00	0.00%
JOHNSON & JOHNSON	500.00	23,342.50	2.48%
KIMBERLY CLARK CORP	300.00	17,005.50	3.10%
LA Z BOY CHAIR CO	500.00	13,405.00	2.54%
LOUISIANA-PACIFIC CORP	700.00	23,580.60	1.49%
MELVILLE CORP	200.00	7,887.00	3.85%
MERCK & CO INC	800.00	23,948.00	4.01%
MEYER (FRED) INC	800.00	30,448.00	0.00%
MONTANA POWER CO	800.00	18,048.00	7.09%
MORGAN (J.P.) & CO INC	600.00	36,936.00	4.42%
MORRISON KNUDSEN CORP	1,100.00	17,597.80	5.00%
NATIONSBANK CORP	400.00	21,613.60	3.41%
OCCIDENTAL PETROLEUM CORP	800.00	15,748.00	5.08%
PEPSICO INC	1,000.00	30,185.00	2.39%
PROCTER & GAMBLE CO	500.00	26,905.00	2.60%
PUROLATOR PRODS CO	900.00	16,875.00	3.41%
RALSTON PURINA GROUP	500.00	17,905.00	3.35%
SINGER CO N V	500.00	17,030.00	0.59%
SONAT INC	500.00	16,842.50	3.21%
ST PAUL COMPANIES	500.00	21,092.50	3.56%
SUN MICROSYSTEMS INC	800.00	17,600.00	0.00%
SYNOPTICS COMMUNICATIONS INC	1,100.00	16,087.50	0.00%
TELEFONO DE MEXICO SA	200.00	11,512.00	2.61%
TEXAS INSTRUMENTS INC	200.00	15,512.00	1.29%
TOYS R US INC	800.00	27,448.00	0.00%
UNION PACIFIC CORP	500.00	29,155.00	2.95%
UNIVERSAL FOODS CORP	500.00	16,467.50	2.79%
UNOCAL CORP	600.00	17,811.00	2.69%
US WEST INC	600.00	24,636.00	5.21%
WAL-MART STORES INC	500.00	12,780.00	0.67%
WEYERHAEUSER CO	600.00	24,936.00	2.89%
WMS TECHNOLOGIES INC	1,000.00	29,560.00	2.03%
		<u>1,343,209.10</u>	<u>2.60%</u>

(1) Reflects par value for Debt Securities and number of shares actually purchased for Equity Securities, excluding shares received as a result of stock splits and dividends subsequent to date of purchase.

(2) Yield on Common Stocks based on cost price and indicated dividend rate as of 8/31/94

Current yield is not calculated on Mutual Funds since scheduled income payments are not fixed at a current rate.

**OTHER TRUST AND SPECIAL FUNDS
SCHEDULE OF SECURITIES SOLD, CALLED OR MATURED**

(August 1, 1994 through August 31, 1994)

SECURITY	PAR VALUE OR NO. OF SHARES	BOOK VALUE OF HOLDINGS	NET SALES PROCEEDS	GAIN OR (LOSS) OVER BOOK VALUE
DEBT SECURITIES:				
U.S. GOVT OBLIGATIONS - DIRECT				
U.T. MEDICAL BRANCH - GALVESTON - MOODY FUND FOR STUDENT AND EMPLOYEE SERVICES:				
UNITED STATES TREASURY NOTES, 7.25%, 5/15/04	200,000.00	199,062.50	202,062.50	3,000.00
U.T. MEDICAL BRANCH - GALVESTON - MOODY MEDICAL LIBRARY ENDOWMENT:				
UNITED STATES TREASURY NOTES, 7.25%, 5/15/04	200,000.00	199,062.50	202,062.50	3,000.00
U.T. AUSTIN - LITTLEFIELD FUND FOR SOUTHERN HISTORY RESERVE FOR PUBLICATION:				
UNITED STATES TREASURY NOTES, 4.25%, 8/31/94	15,000.00	15,000.00	15,000.00	0.00
U.T. AUSTIN - LONGHORN SCHOLARSHIP FUND:				
UNITED STATES TREASURY NOTES, 4.25%, 8/31/94	1,280,000.00	1,280,000.00	1,280,000.00	0.00
U.T. AUSTIN - TEXAS UNION BUILDING FUND:				
UNITED STATES TREASURY NOTES, 4.25%, 8/31/94	1,415,000.00	1,415,000.00	1,415,000.00	0.00
U.T. DALLAS - PRESIDENTIAL ACHIEVEMENT AWARDS:				
UNITED STATES TREASURY NOTES, 8.625%, 8/15/94	200,000.00	200,000.00	200,000.00	0.00
U.T. SAN ANTONIO - INSTITUTE OF TEXAN CULTURES - SPECIAL FUND:				
UNITED STATES TREASURY NOTES, 4.25%, 8/31/94	285,000.00	285,000.00	285,000.00	0.00
U.S. GOVT OBLIGATIONS - NON-GUARANTEED				
POOLED INCOME FUND:				
FNMA CMO 90-124, 9.00%, 8/25/11	1,704.51	1,697.77	1,704.51	6.74

OTHER TRUST AND SPECIAL FUNDS
SCHEDULE OF SECURITIES SOLD, CALLED OR MATURED

822

(August 1, 1994 through August 31, 1994)

SECURITY	PAR VALUE OR NO. OF SHARES	BOOK VALUE OF HOLDINGS	NET SALES PROCEEDS	GAIN OR (LOSS) OVER BOOK VALUE
CORPORATE BONDS				
U.T. AUSTIN - MALCOLM ABEL CENTENNIAL ENDOWED SCHOLARSHIP IN PETROLEUM ENGINEERING:				
SOUTHERN RAILWAY EQUIP TRUST 4 14.50%, 8/01/94	10,000.00	10,000.00	10,000.00	0.00
U.T. AUSTIN - PAUL D. AND BETTY ROBERTSON MEEK CENTENNIAL PROFESSORSHIP IN CHEMICAL ENGINEERING:				
SOUTHERN RAILWAY EQUIP TRUST 4 14.50%, 8/01/94	25,000.00	25,000.00	25,000.00	0.00
U.T. AUSTIN - BETTIE MARGARET SMITH CHAIR IN ENVIRONMENTAL HEALTH ENGINEERING:				
SOUTHERN RAILWAY EQUIP TRUST 4 14.50%, 8/01/94	105,000.00	105,000.00	105,000.00	0.00
U.T. AUSTIN - SAM RAYBURN LIBRARY ENDOWMENT:				
HOUSEHOLD FINANCE NOTES, 7.50%, 8/01/94	50,000.00	50,000.00	50,000.00	0.00
U.T. PERMIAN BASIN - MERIT AWARDS:				
SOUTHERN RAILWAY EQUIP TRUST 4 14.50%, 8/01/94	5,000.00	5,000.00	5,000.00	0.00
EQUITY SECURITIES:				
COMMON STOCKS				
PAN AMERICAN UNIVERSITY ENDOWMENT:				
AMERITECH CORP NEW	1,000.00		41,438.61	
CABOT CORPORATION	600.00		32,137.92	
CATERPILLAR INC	500.00		54,780.67	
KNIGHT RIDDER INC	700.00		37,494.24	
QUAKER OATS CO	700.00		57,356.08	
UNION ELECTRIC CO	1,000.00		35,063.82	
VALERO ENERGY	1,200.00		22,427.25	
			<u>280,698.59</u>	
SECURITIES RECEIVED BY GIFT OR BEQUEST:				
U.T. DALLAS - ANNUAL FUND CAMPAIGN - E-SYSTEMS INC				
	100.00		3,961.36	
U.T. SOUTHWESTERN MEDICAL CENTER - DALLAS - ANNE AND ALAN FELD RESEARCH FUND:				
CLEAR CHANNEL COMMUNICATIONS	150.00		6,903.51	
U.T. EL PASO - RANDOLPH S. JR. AND LUCILLE M. MURRAY ENDOWED FUND FOR STUDENT ENHANCEMENT:				
THOMSON (GEORGE S) INC	100.00		200,000.00	

**OTHER TRUST AND SPECIAL FUNDS
SCHEDULE OF SECURITIES PURCHASED**

(September 1, 1994 through September 30, 1994)

ISSUE AND FUND	PAR VALUE OR (1) NO. OF SHARES	TOTAL PRINCIPAL COST	YIELD (2) AT COST
EQUITY SECURITIES:			
MUTUAL FUNDS:			
U.T. AUSTIN - MARLENE AND MORTON MEYERSON CENTENNIAL CHAIR:			
COMMON FUND - EQUITY FUND	1.83	<u>9,568.49</u>	
U.T. - AUSTIN - TEXAS UNION BUILDING FUND:			
COMMON FUND - INTERMEDIATE CASH FUND	1,329.75	<u>1,414,906.04</u>	
U.T. SAN ANTONIO - INSTITUTE OF TEXAN CULTURES - SPECIAL FUND:			
COMMON FUND - INTERMEDIATE CASH FUND	271.27	<u>288,645.78</u>	
U.T. - M.D. ANDERSON MEDICAL CENTER - ANNA CROUCHET AND C.P. SIMPSON - QUASI-ENDOWMENT FUND:			
COMMON FUND - INTERMEDIATE CASH FUND	70.37	<u>74,871.11</u>	
COMMON STOCK:			
PAN AMERICAN UNIVERSITY ENDOWMENT:			
AMERICAN CYANAMID	100.00	9,643.50	1.92%
DEAN FOODS	500.00	16,155.00	2.10%
INTEL	400.00	25,845.00	0.37%
LUBY'S CAFETERIAS	500.00	11,280.00	2.93%
STATE STREET BOSTON	200.00	7,998.66	1.50%
WAL-MART STORES	200.00	<u>4,912.00</u>	<u>0.69%</u>
		<u>75,834.16</u>	<u>1.46%</u>
U.T. MEDICAL BRANCH - GALVESTON - MOODY FUND FOR STUDENT AND EMPLOYEE SERVICES:			
COTT CORP QUE	1,800.00	<u>24,177.24</u>	<u>0.52%</u>
U.T. MEDICAL BRANCH - GALVESTON - MOODY MEDICAL LIBRARY ENDOWMENT:			
COTT CORP QUE	1,800.00	<u>24,177.24</u>	<u>0.52%</u>

(1) Reflects par value for Debt Securities and number of shares actually purchased for Equity Securities, excluding shares received as a result of stock splits and dividends subsequent to date of purchase.

(2) Yield on Common Stocks based on cost price and indicated dividend rate as of 9/30/94.
Current yield is not calculated on Mutual Funds since scheduled income payments are not fixed at a current rate.

**OTHER TRUST AND SPECIAL FUNDS
SCHEDULE OF SECURITIES SOLD, CALLED OR MATURED**

(September 1, 1994 through September 30, 1994)

SECURITY	PAR VALUE OR NO. OF SHARES	BOOK VALUE OF HOLDINGS	NET SALES PROCEEDS	GAIN OR (LOSS) OVER BOOK VALUE
DEBT SECURITIES:				
U.S. GOVT OBLIGATIONS - NON-GUARANTEED				
POOLED INCOME FUND:				
FNMA CMO 90-124, 9.00%, 8/25/11	2,180.16	2,171.54	2,180.16	8.62
CORPORATE BONDS				
U. T. MEDICAL BRANCH - GALVESTON - J. FREDRIC MULLINS, M.D. CHARITABLE REMAINDER UNITRUST:				
LOMAS MTGE CMO GNMA CMO IV-C 9.70%, 6/25/07	8,210.59	6,193.12	6,210.59	17.47
EQUITY SECURITIES:				
MUTUAL FUNDS				
U.T. SOUTHWESTERN MEDICAL CENTER - LYDIA K. KARCHER FUND FOR MEDICAL EXCELLENCE:				
FIDELITY FUND	47.18		871.95	
U. T. AUSTIN - MICHENER 1990 CHARITABLE TRUST:				
FIDELITY FUND	1,875.24		34,973.20	
COMMON STOCKS				
PAN AMERICAN UNIVERSITY ENDOWMENT:				
KIMBERLY CLARK CORP.	500.00		29,031.53	
POLAROID CORP.	1,200.00		41,176.62	
RITE AID CORP	400.00		8,375.72	
V. F. CORP	600.00		31,162.96	
			109,746.83	
SECURITIES RECEIVED BY GIFT OR BEQUEST:				
COMMON STOCKS				
U. T. AUSTIN - LONGHORN FOUNDATION:				
BRISTOL-MYERS SQUIBB CO.	18.00		1,021.91	
U. T. AUSTIN - BARRY H. GOODFRIEND, M.D. FOOTBALL SCHOLARSHIP FUND:				
COCA-COLA CO.	100.00		4,652.34	
U. T. AUSTIN - FRIENDS OF ALEC:				
MAPCO, INC.	10.00		585.23	
U. T. AUSTIN - PROGRAM IN COMMUNICATIONS SCIENCES & DISORDERS:				
SCE CORP	75.00		995.59	

OTHER TRUST AND SPECIAL FUNDS
 SCHEDULE OF SECURITIES SOLD, CALLED OR MATURED
 (September 1, 1994 through September 30, 1994)

825

SECURITY	PAR VALUE OR NO. OF SHARES	BOOK VALUE OF HOLDINGS	NET SALES PROCEEDS	GAIN OR (LOSS) OVER BOOK VALUE
U.T. AUSTIN - THRUST 2000 ENGINEERING				
GRADUATE FELLOWSHIP FUND:				
STEWART & STEVENSON SERVICES	317.00		<u>11,358.11</u>	
U. T. SAN ANTONIO - MISCELLANEOUS				
GIFTS HELD FOR RESALE:				
SERVICE FRACTURING CO	500.00		<u>2,275.00</u>	
U.T. SOUTHWESTERN MEDICAL CENTER -				
DALLAS - JACK REYNOLDS, M.D. ENDOWMENT				
FUND IN RADIOLOGY:				
SEAGULL ENERGY CORP	40.00		<u>990.96</u>	
U. T. HEALTH SCIENCE CENTER - HOUSTON -				
INSTITUTE OF MOLECULAR MEDICINE:				
COMPAQ COMPUTER CORP	250.00		<u>9,662.17</u>	
U. T. HEALTH CENTER - TYLER -				
AMBULATORY CLINIC BUILDING:				
BELO (A. H.) CORP	200.00		9,579.68	
DIEBOLD INC	1,500.00		67,722.73	
FAIRFAX FINANCIAL HOLDINGS LTD	1,300.00		<u>51,657.45</u>	
			<u>128,959.86</u>	

VI. TRUST FUND REAL ESTATE TRANSACTIONS

LAND AND INVESTMENT REPORT

For Month Ended October 31, 1994

TRUST FUND REAL ESTATE TRANSACTIONS

The following documents have been executed pursuant to the U. T. System Trust Fund Real Estate Policy Statement which was approved and amended by the Board of Regents at its August 1991 meeting. The Vice Chancellor for Asset Management requests the approval of each transaction.

LEASE

Component: U.T. Austin
 Donor/Fund Name: Estate of Jessie Eula Ezell
 Asset ID: 100059
 BOR Acceptance Date: 10/7/94
 Use of Funds: Proceeds go to the Ellen McAngus Ezell Scholarship Fund, Department of Accounting, College of Business Administration, U.T. Austin
 Legal Description: 48.83663 acres, F.Z. Bishop S/D, Section 99, W/2, Nueces County, Texas
 Tenant: Eugene Wolter
 Route 1, Box 182A
 Bishop, Texas 78343
 Terms:
 Rent: \$1,186 / Annually
 Rent Schedule: 4/1/93 - 4/30/94
 Taxes: Paid by U.T. System
 Insurance: Paid by Tenant
 Maintenance: Paid by Tenant

LEASE

Component: U.T. Austin
 Donor/Fund Name: Estate of Jessie Eula Ezell
 Asset ID: 100059
 BOR Acceptance Date: 10/7/94
 Use of Funds: Proceeds go to the Ellen McAngus Ezell Scholarship Fund, Department of Accounting, College of Business Administration, U.T. Austin
 Legal Description: 32.84637 acres, F.Z. Bishop S/D, Section 99, W/2, Nueces County, Texas
 Tenant: Lawrence Wolter
 1522 Lewis
 Kingsville, Texas 78363
 Terms:
 Rent: \$570 / Annually
 Rent Schedule: 4/1/93 - 4/30/94
 Taxes: Paid by U.T. System
 Insurance: Paid by Tenant
 Maintenance: Paid by Tenant

Background Information:

This tract leased to the Wolter brothers consists of a total of 81.683 acres of rural farmland.

LEASE

Component: U.T. Austin
 Donor/Fund Name: Estate of Jessie Eula Ezell
 Asset ID: 100060
 BOR Acceptance Date: 10/7/94
 Use of Funds: Proceeds go to the Ellen McAngus Ezell
 Scholarship Fund, Department of Accounting,
 College of Business Administration, U.T. Austin
 Legal Description: 89.32 acres, more or less, N.M. Bain Survey,
 Travis County, Texas
 Tenant: Louis and Betty Martin
 8412 Linden Loop
 Del Valle, Texas 78617
 Terms:
 Rent: \$1,000 / Annually
 Rent Schedule: 1/1/93 - 12/31/93
 Taxes: Paid by U.T. System
 Insurance: Paid by Tenant
 Maintenance: Paid by Tenant

LEASE

Component: U.T. Austin
 Donor/Fund Name: Archer M. Huntington
 Asset ID: 100002
 BOR Acceptance Date: 10/7/27
 Use of Funds: Archer M. Huntington Museum Fund of
 U.T. Austin
 Legal Description: 5.3 acres, Virginia Point, Galveston
 County, Texas
 Tenant: 25 lots leased to twenty-five individual lessees
 and managed by VGS Properties,
 P. O. Box 2096
 Texas City, Texas 77592
 Terms:
 Rent: \$21,750.00/yr.
 Rent Schedule: 8/31/94 - 8/31/95
 Taxes: Paid by U.T. System
 Insurance: Paid by U.T. System
 Maintenance: Paid by Tenant

Background Information:

An increase in the ground lease rental of 25 bay front lots located at Virginia
 Point in Galveston County, Texas, raises annual rental per lot from \$825 to \$870
 each. The management fee structure for the VGS Properties is 8% of the gross
 annual rental income. The leases run year to year.

LEASE

Component: U.T. Permian Basin
Donor/Fund Name: Mr. and Mrs. W.D. Noel
Asset ID: 300002
BOR Acceptance Date: December 1974
Use of Funds: Maintenance of W.D. Noel gift property
Legal Description: 2540 Palo Verde, Odessa, Texas
Tenant: Mrs. W.D. Noel

Terms:

Rent:	\$1,200/yr.
Rent Schedule:	9/1/94 - 8/31/95
Taxes:	Paid by U.T. Permian Basin
Insurance:	Paid by U.T. Permian Basin
Maintenance:	Paid by U.T. Permian Basin

LEASE AMENDMENT

Component: U.T. Austin
 Donor/Fund Name: George W. Brackenridge
 Asset ID: 101400
 BOR Acceptance Date: 6/17/10
 Use of Funds: Proceeds from the rental of the property are for
 unrestricted use by U.T. Austin
 Legal Description: 12.0 acres, Deep Eddy Tract, City of Austin,
 Travis County
 Tenant: Gables Realty LTD Partnership
 2925 Briarpark, Suite 1220
 Houston, Texas 77042
 Terms:
 Taxes: Paid by Tenant
 Insurance: Paid by Tenant
 Maintenance: Paid by Tenant

Background Information:

This Second Amendment to the Ground Lease extends the deadlines for U.T. approval
 of the Site Development Plan and commencement of the lease by sixty days due to
 unanticipated delays in utility commitments by the City of Austin. All other
 lease provisions remain the same.

ASSIGNMENT OF GRAZING LEASE

Component: U.T. Austin
 Donor/Fund Name: Estate of Jessie Eula Ezell
 Asset ID: 100060
 BOR Acceptance Date: 10/7/94
 Use of Funds: Proceeds go to the Ellen McAngus Ezell
 Scholarship Fund, Department of Accounting,
 College of Business Administration, U.T. Austin
 Legal Description: 89.32 acres, more or less, N.M. Bain Survey,
 Travis County, Texas
 Tenant: John T. Boyd
 7005 Viewing Place
 Austin, Texas 78714
 Terms:
 Rent: \$1,000 / Annually
 Rent Schedule: 1/1/94 - 12/31/94
 Taxes: Paid by U.T. System
 Insurance: Paid by Tenant
 Maintenance: Paid by Tenant

Background Information:

This Lease was assigned from Betty and Louis Martin to John T. Boyd and was extended through 12/31/94 at the same rental amount.

OIL AND GAS LEASE

Component: U.T. Austin

Donor/Fund Name: Tom Slick Memorial Trust

BOR Acceptance Date: October 1962

Use of Funds: Distinguished Visiting Tom Slick Professorship
for World Peace

Gross Mineral Acres: 88.628

Legal Description: A part of the Los Maguelles Grant, A-411, Starr
County, Texas

Lessee: Esenjay Petroleum Corp.
500 North Water Street, Suite 1100 South
Corpus Christi, Texas 78741

Terms:

Bonus per acre:	\$125
Total Bonus:	\$102.58
Royalty:	1/4
Rental:	\$10/acre
Lease Term:	3 years
Lease Date:	April 15, 1994

Background:

The U.T. Board of Regents, on behalf of the Tom Slick Memorial Trust, owns a non-executory mineral interest in the above described acreage. The lease was negotiated by Slick-Moorman Trustees of San Antonio, Texas, on behalf of all owners.

THE UNIVERSITY OF TEXAS AT ARLINGTON

October 20, 1994


Jr. James P. Duncan
Executive Vice Chancellor
for Academic Affairs
The University of Texas System
501 Colorado Street
Austin, Texas 78701

Dear Dr. Duncan:

The docket for the December 1, 1994 meeting of the Board of Regents is submitted for your recommendation and presentation to the Board.

I recommend approval.

Sincerely,



Ryan C. Amacher
President

RCA:js

U. T. BOARD OF REGENTS' MEETING

DECEMBER 1, 1994

TABLE OF CONTENTS

	<u>Page No.</u>
Business Contracts for Services	AR- 3
Contracts and Grants for Research, Development, Clinical and Educational Services	AR- 5
Over \$500,000	AR- 6
Standard Affiliation Agreements (including Standard Agreements of Academic Cooperation with Foreign Institutions)	AR- 7
Intellectual Property Licenses	
Trademark License Agreements	AR- 8
Amendments to the 1993-94 Budget	AR- 9
(including faculty and staff appointments and changes in status and transfers of funds within existing budget totals)	
Amendments to the 1994-95 Budget	AR-10
(including faculty and staff appointments and changes in status and transfers of funds within existing budget totals)	
Fees and Miscellaneous Charges	AR-12

U. T. BOARD OF REGENTS' MEETING

DECEMBER 1, 1994

BUSINESS CONTRACTS FOR SERVICES

The following contracts have been awarded, have been administratively approved by the Executive Vice Chancellor for Academic Affairs and are recommended for ratification by the U. T. Board of Regents:

(FUNDS COMING IN)

1. Agency: Chi Epsilon
Funds: \$600 per month for first year; subsequent years to be established by mutual agreement of the parties
Period: August 1, 1994 through July 31, 1998
Title/Description: Renewal. Chi Epsilon will locate its corporate headquarters on the UTA campus.
HUB: No
2. Agency: Texas Department of Transportation
Funds: \$4,600
Period: September 23, 1994 through October 31, 1994
Title/Description: The Texas Department of Transportation will reimburse the University for the conversion of two University-owned vehicles to an alternative fuel.
HUB: No
3. Agency: GOFAX, Inc.
Funds: 20% of gross receipts
Period: December 1, 1994 through November 30, 1996
Title/Description: Renewal. Agreement for a credit card operated facsimile machine in the E. H. Hereford University Center.
HUB: No

U. T. BOARD OF REGENTS' MEETING

DECEMBER 1, 1994

BUSINESS CONTRACTS FOR SERVICES
(Continued)

(BUSINESS CONTRACTS SUPPLEMENTAL INFORMATION)

Total Number of Contracts:	3
Total Number Awarded to HUBS:	0
% of Total Number of Contracts Awarded to HUBS:	0%
Total Funds:	\$11,800
Total Funds Awarded to HUBS:	\$ 0
% of Total Funds Awarded to HUBS:	0%

BUILDING SPACE LEASES: The following building space lease has been awarded, has been administratively approved by the Executive Vice Chancellor for Business Affairs and is recommended for ratification by the U. T. Board of Regents:

(FUNDS GOING OUT)

4. Agency: Fort Worth Mall, Inc.
- Funds: \$539 per month
- Period: September 1, 1994 through August 31, 1995
- Title/Description: Lease 588 square feet of office space at the Town Center Tower for the Educational Opportunity Program

U. T. BOARD OF REGENTS' MEETING

DECEMBER 1, 1994

CONTRACTS AND GRANTS FOR RESEARCH, DEVELOPMENT, CLINICAL
AND EDUCATIONAL SERVICES

Since the Docket for the previous meeting of the U. T. Board of Regents, the following activity has taken place with regard to Contracts and Grants for Research, Development, Clinical and Educational Services:

A. Number of Initial Grant and Contract Awards

<u>Docket Item #</u>	<u>Total Funds In</u>	<u>Total Funds Out</u>	<u>Support Materials</u>
<u>FY 95 39-59</u>	<u>\$1,454,988</u>	<u></u>	Report of Awards
<u>FY 95 74-76</u>	<u>\$ 16,858</u>	<u>\$ 29,000</u>	Report of IACs
<u>FY 95 78-87</u>	<u>\$ 502,931</u>	<u></u>	Report of Contracts

B. Number of Fiscal Amendments to Grant and Contract Awards
(Increasing or Decreasing by \$10,000 or More)

<u>Docket Item #</u>	<u>Total Funds In</u>	<u>Total Funds Out</u>	<u>Support Materials</u>
<u>FY 95 60-73</u>	<u>\$ 752,493</u>	<u>\$ 155,758</u>	Report of Awards
<u>FY 95 77</u>	<u></u>	<u>\$ 12,000</u>	Report of IACs
<u>FY 95 88</u>	<u>\$ 10,123</u>	<u></u>	Report of Contracts

U. T. BOARD OF REGENTS' MEETING

DECEMBER 1, 1994

CONTRACTS OR GRANTS OVER \$500,000

The following contract or grant in an amount over \$500,000, has been awarded, has been administratively approved by the Executive Vice Chancellor for Academic Affairs as required, and is recommended for ratification by the U. T. Board of Regents.

(FUNDS COMING IN)

1. Grantor:	Texas Office of State-Federal Relations
No.:	None
New Funds:	\$557,772
Current Period:	September 18, 1994 - August 31, 1995
Title/Description:	Automation and Robotics Research Institute, Agile Aerospace Manufacturing Research Center

U. T. BOARD OF REGENTS' MEETING

DECEMBER 1, 1994

STANDARD AFFILIATION AGREEMENTS

The following affiliation agreements have been administratively approved by the Executive Vice Chancellor for Academic Affairs and follow one of the standard formats approved by the U. T. Board of Regents and the Office of General Counsel.

1. Facility: Adventist Health System/Sunbelt, Inc.
d/b/a Willow Creek Hospital
Arlington, Texas
Date: August 23, 1994
Purpose: To provide educational experiences
2. Facility: Alliance for Children
(formerly Children's Advocacy Network
of Tarrant County)
Arlington, Texas
Date: August 15, 1994
Purpose: To provide educational experiences
3. Facility: Communities in Schools/Fort Worth, Inc.
Fort Worth, Texas
Date: September 19, 1994
Purpose: To provide educational experiences
4. Facility: Cook's Fort Worth Children's Medical Center
Fort Worth, Texas
Date: June 24, 1994
Purpose: To provide educational experiences

The following agreements of academic cooperation with a foreign institution have been administratively approved by the Executive Vice Chancellor for Academic Affairs and follow the standard format approved by the U. T. Board of Regents.

1. Facility: The American Graduate School of Business/
The Institute of Undergraduate Business Studies,
Switzerland
Date: Effective July 27, 1994 and shall remain in effect
for 10 years unless terminated by either party.
Purpose: The University of Texas at Arlington and The
American Graduate School of Business/The Institute
of Undergraduate Business Studies will establish a
program of exchange and collaboration to promote
interest in teaching and research and to deepen the
understanding of the economic, cultural, and social
issues at both institutions.
2. Facility: Central University for Nationalities, Beijing, China
Date: September 11, 1994 and shall remain in effect for
10 years unless terminated by either party.
Purpose: The University of Texas at Arlington and Central
University for Nationalities will establish a
program of exchange and collaboration to promote
interest in teaching and research and to deepen the
understanding of the economic, cultural, and social
issues at both institutions.

U. T. BOARD OF REGENTS' MEETING

DECEMBER 1, 1994

TRADEMARK LICENSE AGREEMENTS

The following agreement has been awarded, has been approved by the Office of General Counsel, and is recommended for ratification by the U. T. Board of Regents. All product approvals are in accordance with Paragraphs 10.1(C) and (D) and 11.1 of the Trademark Agreement.

1. Licensee: Champion Products, Inc.
Rochester, New York 14603
- Fee-Royalty: \$00, 7%
- Period: January 1, 1994 - December 31, 1996
- Description: Apparel, various kinds and styles of bags, pennants, and banners

U. T. BOARD OF REGENTS' MEETING

DECEMBER 1, 1994

AMENDMENTS TO THE 1993-94 BUDGET

TRANSFERS OF FUNDS

RBC

EDUCATIONAL AND GENERAL INCOME

Balance Subject to Reappropriation

1. Amount of Transfer: \$1,430,022

036

From: Tuition Revenue Bonds

To: Balance Subject to Reappropriation

Transfer appropriation budget to unappropriated income account to cover Fiscal Year 1993-94 Tuition Revenue Bond Retirement requirement.

2. Amount of Transfer: \$332,063

037

From: Unallocated Faculty Salaries

To: Balance Subject to Reappropriation

Transfer appropriation budget to reduction account to cover Senate Bill 5, 73rd Legislature, Article V, Section 110 reduction.

U. T. BOARD OF REGENTS' MEETING

DECEMBER 1, 1994

AMENDMENTS TO THE 1994-95 BUDGET

The term "rate" for academic institutions is the full-time nine-month base rate and for health institutions is the full-time twelve-month base rate; for all other personnel it is the full-time rate, the appointee receiving a proportionate amount depending upon the fraction of time for which he is appointed and the period of his appointment. Source of funds for payment of salaries, unless otherwise shown, is the departmental salaries account.

<u>Item, Department, Title, Name</u>	<u>Effective Date</u>	<u>% Time</u>	<u>Full-time Salary</u>		<u>RBC</u>
			<u>No. Mos.</u>	<u>Rate</u>	
<u>APPOINTMENTS, PROMOTIONS, AND SALARY INCREASES</u>					
COLLEGE OF LIBERAL ARTS					
Foreign Languages					
1. Carlos Nogueira-Martins					003
From: Assistant Professor (Tenure)		100	9	30,660	
To: Assistant Professor (Tenure)	9/1	100	9	30,963	
Sociology and Anthropology					
Associate Professor (Tenure)					
2. Beth Anne Shelton	9/1	100	9	40,000	002

U. T. BOARD OF REGENTS' MEETING

DECEMBER 1, 1994

AMENDMENTS TO THE 1994-95 BUDGET
(Continued)TRANSFERS OF FUNDSRBC

EDUCATIONAL AND GENERAL INCOME

Indirect Cost Recoveries

3. Amount of Transfer: \$917,628.83 004

From: Balance Subject to Reappropriation

To: Indirect Cost Recoveries

To reappropriate unexpended balances at August 31, 1994 to the departments receiving indirect cost recoveries for fiscal year 1994-95.

GENERAL REVENUE

Advanced Technology and Advanced Research Program

4. Amount of Transfer \$2,737,459.16 005

From: Balance Subject to Reappropriation

To: Advanced Technology and Advanced Research Program

To reappropriate unexpended balances at August 31, 1994 for the Advanced Technology and Advanced Research Program accounts for fiscal year 1994-95.

U. T. BOARD OF REGENTS' MEETING

DECEMBER 1, 1994

FEES AND MISCELLANEOUS CHARGES

Approval is recommended for the following Incidental Fee effective with the Spring Semester, 1995. The fee has been administratively approved by the appropriate Executive Vice Chancellor.

	<u>Current Fee</u>	<u>Proposed Fee</u>
Video Tape Fee (for video tape delivery of graduate Engineering courses)	\$ -	Up to \$142 per semester credit hour

THE UNIVERSITY OF TEXAS AT AUSTIN

Office of the President

October 14, 1994

Dr. James P. Duncan
Executive Vice Chancellor
for Academic Affairs
The University of Texas System
201 West 7th Street
Ashbel Smith Hall - 8th Floor
Austin, Texas 78701

Attn: System Budget Office

Dear Dr. Duncan:

The docket for the December 1, 1994, meeting of the Board of Regents is submitted for your recommendation and presentation to the Board.

Sincerely,



Robert M. Berdahl
President

RMB:jw
Enclosures

THE UNIVERSITY OF TEXAS AT AUSTIN
 U.T. BOARD OF REGENTS' MEETING
 DECEMBER 1, 1994
 TABLE OF CONTENTS

Gifts from Private Donors and Foundations.....	A- 3
Business Contracts for Services (including Minor Construction Projects).....	A-9
Contracts and Grants for Research, Development, Clinical and Educational Services.....	A-13
Over \$500,000 (Funds Coming In/ and/or Funds Going Out.....)	A-14
Foreign (Funds Coming In and/or Funds Going Out.....)	A-16
Standard Affiliation Agreements.....	A-18
Trademark License Agreements.....	A-19
Hogg Foundation Grants.....	A-23
Endowed Chairs and Named Professorships 1994-95 Non-Initial, Non-Budgeted Appointments.....	A-31
Amendments to the 1994-1995 Budget.....	A-32
(including faculty and staff appointments and changes in status and transfers of funds within existing budget totals)	

THE UNIVERSITY OF TEXAS AT AUSTIN
U. T. BOARD OF REGENTS' MEETING

December 1, 1994

GIFTS FROM PRIVATE DONORS AND FOUNDATIONS

The following gifts have been received and are recommended for acceptance by the U. T. Board of Regents:

	<u>Donor</u>	<u>Purpose</u>	<u>Amount</u>
1.	Sam Jamot Brown 20 Hedge Lane Austin, TX 78746-3207	College of Liberal Arts for the Lectureship for the Faculty Seminar on British Studies	\$ 50,000.00 *
2.	The Karl Folkers Foundation Richard B. Curran Executive Director 600 Congress Avenue Suite 1743 One American Center Austin, TX 78701	Institute for Biomedical Research	35,000.00
3.	Mr. and Mrs. Joseph D. Jamail 5750 Indian Circle Houston, TX 77057	School of Law for the: Untitled-Jamail Regents Chair in Law\$100,000 The Friends of Joe Jamail Regents Chair in Law\$100,000 Harry Reasoner Regents Chair in Law\$100,000 Dahr Jamail, Randall Hage Jamail and Robert Lee Jamail Regents Chair in Law\$100,000	400,000.00 *
4.	Eli Lilly and Company Foundation Barbara Price Senior Contributions Assistant Lilly Corporate Center Indianapolis, IN 46285	College of Pharmacy - gift matching employee contributions	30,400.00

* No letter of transmittal from the donor.

THE UNIVERSITY OF TEXAS AT AUSTIN
U. T. BOARD OF REGENTS' MEETING
December 1, 1994

GIFTS FROM PRIVATE DONORS AND FOUNDATIONS
(Continued)

<u>Donor</u>	<u>Purpose</u>	<u>Amount</u>
5. Moffett Charitable Lead Annuity Trust Mr. John G. Amato 1615 Poydras Street 22nd Floor New Orleans, LA 70112	Intercollegiate Athletics for Men for The Mrs. James R. (Louise) Moffett Basketball Endowment	\$ 50,000.00 *
6. O'Donnell Foundation Peter O'Donnell, Jr. 100 Crescent Court Suite 1660 Dallas, TX 75201-1884	College of Engineering contribution to pay the costs for the TICAM networking equipment in the Department of Aerospace Engineering and Engineering Mechanics	125,000.00
7. Phillips Petroleum Company J. L. Howe, Jr. Corporate Relations and Services Bartlesville, OK 74004	College of Business Administration for the: MBA Investment Funds\$10,000.00 Dean's Associates\$ 8,000.00 Professional Development Fund: Department of Finance (Undesignated)\$ 6,000.00 Department of Accounting (Undesignated)\$ 6,000.00	30,000.00
8. Phillips Petroleum Company J. L. Howe, Jr. Corporate Relations and Services Bartlesville, OK 74004	College of Engineering for the: Industrial Associates\$12,000.00 Chemical Engineering Undergraduate Scholarships\$ 2,000.00	44,900.00

(CONTINUED ON NEXT PAGE)

* No letter of transmittal from the donor.

THE UNIVERSITY OF TEXAS AT AUSTIN
 U. T. BOARD OF REGENTS' MEETING
 December 1, 1994

GIFTS FROM PRIVATE DONORS AND FOUNDATIONS
 (Continued)

<u>Donor</u>	<u>Purpose</u>	<u>Amount</u>
(CONTINUATION FROM ITEM 8.)		
Phillips Petroleum Company J. L. Howe, Jr. Corporate Relations and Services Bartlesville, OK 74004	College of Engineering for the (continued): Petroleum Engineering Undergraduate Scholarships.....	\$ 2,000.00
	Department of Mechanical Engineering (Undesignated)..	\$ 1,000.00
	Department of Civil Engineering (Undesignated)..	\$ 1,000.00
	Equal Opportunity in Engineering Scholarships	\$ 5,500.00
	Equal Opportunity in Engineering Operating Support.....	\$ 1,000.00
	Student Engineering Council.....	\$ 500.00
	AICHE Student Chapter	\$ 300.00
	ASME Student Chapter	\$ 300.00
	Student Chapter Society of Petroleum Engineers	\$ 300.00
	Engineering Co-op Education Office (Undesignated)..	\$ 3,000.00
	T.A.M.E. program	\$ 4,000.00
	1400 S.A.T. Club	\$ 3,000.00
	Engineering Professional Development Program	\$ 9,000.00

THE UNIVERSITY OF TEXAS AT AUSTIN
U. T. BOARD OF REGENTS' MEETING

December 1, 1994

GIFTS FROM PRIVATE DONORS AND FOUNDATIONS
(Continued)

<u>Donor</u>	<u>Purpose</u>	<u>Amount</u>
9. The Powell Foundation Nancy Powell Moore Managing Trustee 2121 San Felipe Suite 110 Houston, TX 77019	School of Law for the Ben H. and Kitty King Powell Chair in Business and Commercial Law	\$ 110,000.00
10. The Proctor & Gamble Fund Robert R. Fitzpatrick, Jr. Vice President and Secretary Post Office Box 599 Cincinnati, OH 45201-0599	Department of Marketing Administration in the College of Business Administration	50,000.00 *
11. The Proctor & Gamble Fund Robert R. Fitzpatrick, Jr. Vice President and Secretary Post Office Box 599 Cincinnati, OH 45201-0599	The University of Texas for the: President's Associates\$ 2,500.00 College of Engineering for the: Department of Chemical Engineering\$10,000.00 Department of Mechanical Engineering\$ 2,500.00 Equal Opportunity in Engineering Scholarships\$ 2,500.00 College of Business Administration for the: Dean's Associates for Faculty Development\$ 7,500.00 MSIS Department\$ 7,000.00 Department of Finance\$ 5,000.00	52,000.00

* No letter of transmittal from the donor.

THE UNIVERSITY OF TEXAS AT AUSTIN
U. T. BOARD OF REGENTS' MEETING

December 1, 1994

GIFTS FROM PRIVATE DONORS AND FOUNDATIONS
(Continued)

<u>Donor</u>	<u>Purpose</u>	<u>Amount</u>
(CONTINUATION FROM ITEM 11.)		
The Proctor & Gamble Fund Robert R. Fitzpatrick, Jr. Vice President and Secretary Post Office Box 599 Cincinnati, OH 45201-0599	College of Business Administration for the (continued): Department of Marketing\$12,500.00 Longhorn Business Scholarship Program\$ 2,500.00	
12. Dr. and Mrs. William Shive 843 East 38th Street Austin, TX 78705-1809	Department of Chemistry and Biochemistry, College of Natural Sciences for the Biochemical and Biomedical Research Endowment Fund	\$ 42,000.00

The following nonmonetary gifts have also been received:

<u>Donor</u>	<u>Purpose</u>	<u>Amount</u>
13. Alaine Adams 3625 Normandy Dallas, TX 75205	The Willard E. Adams Collection of music recordings, tapes and journals for the General Libraries	\$ 43,987.00 * ***
14. Apple Computer, Inc. 2420 Ridgepoint Drive Austin, TX 78754	Computer equipment for The University's Project QUEST	49,853.00 * ***

* No letter of transmittal from the donor.

*** Noncash gift - other. The amount stated is the estimated value on the date of receipt by the institution.

THE UNIVERSITY OF TEXAS AT AUSTIN
U. T. BOARD OF REGENTS' MEETING

December 1, 1994

GIFTS FROM PRIVATE DONORS AND FOUNDATIONS
(Continued)

<u>Donor</u>	<u>Purpose</u>	<u>Amount</u>
15. Intel Corporation Margie Diaz Kintz Manager Corporate Contributions 5200 N.E. Elam Young Parkway Hillsboro, OR 97124-6497	Computer equipment for the Department of Electrical and Computer Engineering	\$ 305,096.00 ***
16. Motorola Inc. Jim Carroll Manager, Equipment Donation Program Motorola Semiconductor Products Sector M/D 56-106 3102 North 56th Street Phoenix, AZ 85018-6606	A multiflow computer for the Department of Electrical and Computer Engineering	60,000.00 ***
17. Terra Tek Inc. John Robinson 400 Wakara Way Salt Lake City, UT 94108	164 boxes of oil and gas well cores for the Bureau of Economic Geology	32,000.00 ***
18. University Co-Operative Society 2246 Guadalupe Street Austin, TX 78705	The University of Texas, Office of Student Financial Services for book scholarships	125,000.00 * ***

* No letter of transmittal from the donor.

*** Noncash gift - other. The amount stated is the estimated value on the date of receipt by the institution.

THE UNIVERSITY OF TEXAS AT AUSTIN

U. T. BOARD OF REGENTS' MEETING

DECEMBER 1, 1994

BUSINESS CONTRACTS FOR SERVICES

(FUNDS COMING IN)

The following contracts have been awarded, have been administratively approved by the Executive Vice Chancellor for Academic Affairs, and are recommended for ratification by the U. T. Board of Regents:

1. Agency: American Express Travel Service
 Funds: \$0
 Period: Terminate February 28, 1995
 Title/Description: Extend the current contract to provide travel management services for The University of Texas at Austin
 HUB: No
2. Agency: Longhorn International-Idealease
 Funds: \$0
 Period: August 1, 1994 through July 31, 1995
 Title/Description: Provide use of an equipment truck to the Department of Intercollegiate Athletics for Men for use during the 1994 football season
 HUB: No

(FUNDS GOING OUT)

3. Agency: College Pro Publishing, Inc.
 Funds: \$141,000
 Period: Effective May 20, 1994 through August 31, 1997
 Title/Description: Print, bind and deliver The University's Official Directory and the publication entitled "Living In The Heart of Texas" for Texas Student Publications
 HUB: No
4. Agency: Express One International
 Funds: \$38,840
 Period: September 2, 1994 through September 3, 1994
 Title/Description: Provide football charter airline service for the Department of Intercollegiate Athletics for Men
 HUB: Woman
5. Agency: Express One International
 Funds: \$20,140
 Period: October 28, 1994 through October 29, 1994
 Title/Description: Provide football charter airline service for the Department of Intercollegiate Athletics for Men
 HUB: Woman

6. Agency: MAXIM, Inc.
Funds: \$50,000
Period: July 25, 1994 through March 31, 1995
Title/Description: Produce and edit education modules (Instructor's Guides and Participant Handbooks) for the Construction Industry Institute
HUB: No
7. Agency: OpenConnect Systems Incorporated
Funds: \$0
Period: August 19, 1994 through August 18, 1999
Title/Description: Agrees to sell to The University equipment, software products and related services
HUB: No
8. Agency: SARMA Central Texas, Inc.
Funds: \$0
Period: Effective September 20, 1993
Title/Description: Furnish computerized credit reporting services to The University of Texas at Austin
HUB: No
9. Agency: White Way Sign & Maintenance Company
Funds: \$6,000 for the first twelve months; future monthly maintenance fees and daily rates will be adjusted on a yearly basis to factor in the Consumer Price Index for Urban Consumers; adjustments will not exceed 5% in any one year
Period: February 1, 1994 through January 31, 1999
Title/Description: Provide parts, materials, and certain services on-site as needed to maintain equipment installed at The University's Frank C. Erwin, Jr. Special Events Center
HUB: No
10. Agency: World Scientific Publishing Co. Pte. Ltd.
Funds: \$0
Period: Effective August 1, 1994
Title/Description: Publish the proceedings from the First World Congress on Computational Medicine, Public Health and Biotechnology for U.T. System's Center for High Performance Computing
HUB: No

MINOR CONSTRUCTION PROJECTS, as authorized by U.T. Board of Regents' Rules and Regulations, Part Two, Chapter VIII, Section 4 (Contracts related to Minor New Construction Projects costing \$300,000 or less and Minor Repair and Remodeling costing \$600,000.00 or less.)

11. Contractor: A-Tex Waterproofing Inc.
Amount: \$78,948
Source of Funds: HFS - University Apartments - Other Expenses, 29-0264-0050
Date of Contract: July 26, 1994
Estimated Completion Date: November 26, 1994
Project Title: Stone Retaining Wall Wet/Dry Stacking, Gateway Apartments
Brief Description: Restore the east retaining wall
HUB: No

12. Contractor: BJI, Inc. d/b/a B.J. Electric Company
Amount: \$15,000
Source of Funds: ARL - Fixed Fee Income Other Expenses,
19-8800-0351
Date of Contract: August 4, 1994
Estimated Completion Date: December 11, 1994
Project Title: Fire Alarm Improvements, J. J. Pickle Research
Campus, Bldg. #125
Brief Description: Install a complete and working fire detection
and alarm system in designated areas
HUB: No
13. Contractor: C.P. Snider Construction Company, Inc.
Amount: \$10,092
Source of Funds: WCH - Miscellaneous Renovations For 3rd & 4th
Floors, 36-0719-9430
Date of Contract: September 29, 1994
Estimated Completion Date: November 18, 1994
Project Title: Change Order No. 5, Renovations of 4th and 5th
Levels, Will C. Hogg Building
Brief Description: Paint existing 3rd floor windows, provide for
additional framing at eight new fifth floor
windows, repair the damaged surface of wood
floors for vinyl installation in Rooms 4.128
and 4.130, and other renovations as specified
HUB: No
14. Contractor: CST Environmental, Inc.
Amount: \$85,000
Source of Funds: Anna Hiss Gym Lead Paint Abatement - All
Expenses, 36-9001-4151
Date of Contract: August 9, 1994
Estimated Completion Date: September 12, 1994
Project Title: Lead Abatement, Pool Wing, Anna Hiss Gymnasium
Brief Description: Abate and remove lead-based paint
HUB: Asian Pacific American
15. Contractor: Easley Roofing & Sheetmetal, Inc.
Amount: \$200,000
Source of Funds: MUS - Reroofing, 36-0719-9447
Date of Contract: August 2, 1994
Estimated Completion Date: November 19, 1994
Project Title: Partial Roof Replacement, Music Recital Hall
(Music Building East Portion)
Brief Description: Perform roof replacement at the designated
portion of the Music Recital Hall
HUB: No
16. Contractor: J. M. Boyer, Inc.
Amount: \$6,300
Source of Funds: CNM Maintenance MO&E, 14-8640-1050
Date of Contract: September 27, 1994
Estimated Completion Date: January 9, 1995
Project Title: Filter Bank Installation, Welch Hall, 6th
Floor Attic
Brief Description: Remove existing roll-o-matic filters from
eight units and replace them with filter banks
HUB: No

17. Contractor: J. M. Boyer, Inc.
 Amount: \$15,000
 Source of Funds: WEL - Replace Sewer Rejector Line,
 36-0719-9462
 Date of Contract: September 26, 1994
 Estimated Completion Date: December 15, 1994
 Project Title: Replacement of Sanitary Sewer Piping, Welch
 Hall
 Brief Description: Replace existing PVC pressurized sanitary
 sewer piping with galvanized steel piping
 HUB: No
18. Contractor: Jordan-Whitfield, Inc.
 Amount: \$234,535
 Source of Funds: NUR - Miscellaneous Renovations, 36-0719-9450
 Date of Contract: August 31, 1994
 Estimated Completion Date: December 2, 1994
 Project Title: Fourth Floor Renovation, Nursing Building
 Brief Description: Perform demolition, interior construction, and
 finish out of clinical simulation classrooms
 and offices
 HUB: No
19. Contractor: Process Piping / Kinetic Systems, Inc.
 Amount: \$60,000
 Source of Funds: 102-785 MERB Fit-Up/Hook-Up Future Work,
 36-9078-5027
 Date of Contract: July 25, 1994
 Estimated Completion Date: January 2, 1995
 Project Title: Wet Lab Plumbing and Electrical Modifications,
 Microelectronics and Engineering Research
 Building
 Brief Description: Provide modifications and new plumbing
 connections to existing equipment
 HUB: No
20. Contractor: Texas Industrial Mechanical
 Amount: \$26,000
 Source of Funds: PRC - TMM HVAC Modifications, 36-0319-9435
 Date of Contract: August 12, 1994
 Estimated Completion Date: November 11, 1994
 Project Title: Improvements to the HVAC System, Library
 Storage Facility, J. J. Pickle Research Campus
 Brief Description: Replace existing boiler with enclosure,
 install new reheat coil, and install five new
 circulating pumps
 HUB: No

(BUSINESS CONTRACTS SUPPLEMENTAL INFORMATION)

Total Number of Contracts:	20
Total Number Awarded to HUBS:	3
Asian Pacific American	1
Women	2
% of Total Number of Contracts Awarded to HUBS:	15%
Total Funds:	\$986,855
Total Funds Awarded to HUBS:	<u>\$143,980</u>
% of Total Funds Awarded to HUBS:	15%

THE UNIVERSITY OF TEXAS AT AUSTIN
 U. T. BOARD OF REGENTS' MEETING
 DECEMBER 1, 1994

CONTRACTS AND GRANTS FOR RESEARCH, DEVELOPMENT, CLINICAL AND EDUCATIONAL
 SERVICES

Since the Docket for the previous meeting of the U. T. Board of Regents, the following activity has taken place with regard to Contracts and Grants for Research, Development, Clinical, and Educational Services:

A. Number of Initial Grant and Contract Awards

<u>Docket Item</u>	<u>Total Funds In</u>	<u>Total Funds Out</u>	<u>Support Materials</u>
FY95 A 366- 493	\$ 8,296,245.00	\$ 449,398.00	Report of Awards
FY95 A 631 -672	\$ 1,773,151.00	\$ 22,900.00	Report of IACs
FY95 A 605- 630	\$ -0-	\$ -0-	
FY95 A 673- 737	\$ 733,238.00	\$ 844,384.00	Report of Contracts

B. Number of Fiscal Amendments to Grant and Contract Awards
 (Increasing or Decreasing by \$10,000 or More)

<u>Docket Item</u>	<u>Total Funds In</u>	<u>Total Funds Out</u>	<u>Support Materials</u>
FY95 A 494- 604	\$ 7,037,633.00	\$ 633,323.00	Report of Awards
NONE	\$ -0-	\$ -0-	Report of IACs
NONE	\$ -0-	\$ -0-	Report of Contracts

THE UNIVERSITY OF TEXAS AT AUSTIN

U. T. BOARD OF REGENTS' MEETING

DECEMBER 1, 1994

CONTRACTS OR GRANTS OVER \$500,000

The following contracts or grants in an amount over \$500,000 have been awarded, have been administratively approved by the Executive Vice Chancellor for Academic Affairs, and are recommended for approval by the Board of Regents.

(FUNDS COMING IN)

1. Grantor: The Charles A. Dana Foundation
No.: Grant letter dated 6/17/94
New funds: \$1,270,000.
Current period: 7/1/94 - 6/30/97
Title/Description: Americorps for Math and Literacy

2. Grantor: Department of Army
U. S. Army ARDEC
No.: DAAA21-93-C-0101 - Modification P20004
New funds: \$2,844,580 additional
Current period: 9/30/93 - 9/29/98
Title/Description: Electromechanics, Hypervelocity Physics
as They Relate to Weapon Systems

3. Grantor: Department of Navy
Space and Naval Warfare Systems Command
No.: N00039-91-C-0082 - Modification P00054
New funds: \$6,176,006 additional
Current period: [Unchanged] 12/31/90 - 12/31/95
Title/Description: SPAWAR Omnibus Contract 1991-95

4. Grantor: U. S. Department of Energy
No.: DE-FG03-94ER14471 - Amendment A000
New funds: \$555,000.
Current period: 9/1/94 - 8/31/95
Title/Description: Vectorial Electron Transfer in Spatially
Ordered Arrays

5. Grantor: National Science Foundation
No.: ESI-9453796
New funds: \$581,736.
Current period: 9/1/94 - 8/31/97
Title/Description: Spanish Star Date

6. Grantor: Texas Department of Transportation
No.: 705XXA4004
New funds: \$3,440,481.
Current period: 9/1/94 - 8/31/95
Title/Description: Cooperative Research Agreement/Annual
Research Agreement

The University of Texas at Austin
 Contracts or Grants over \$500,000
 UT Regents' Meeting December 1, 1994

7. Grantor: Texas Department of Transportation
 No.: 705XXA4004 Supplemental Agreement 01
 New funds: \$1,866,935 additional
 Current period: 9/1/94 - 8/31/95
 Title/Description: Cooperative Research Agreement/State
 Funded Research Program for Fiscal Year
 1995
8. Grantor: Texas National Research Laboratory
 Commission
 No.: Cost Reimbursement Subcontract effective
 6/1/94 - Amendment #1
 New funds: \$(664,855) Decrease
 Current period: 6/1/94 - 9/30/94
 Title/Description: Phase II SSC Project Assets Utilization
 Project Definition Study
9. Grantor: State of Texas, Office of the Governor
 No.: Pantex H2O Subgrant, Amendment No. 6
 New funds: \$787,545 additional
 Current period: 9/1/90 - 8/31/95
 Title/Description: Geologic and Hydrologic Site
 Characterization of the Pantex Plant

(FUNDS GOING OUT)

NONE

THE UNIVERSITY OF TEXAS AT AUSTIN

U. T. BOARD OF REGENTS' MEETING

DECEMBER 1, 1994

FOREIGN CONTRACTS AND GRANTS FOR RESEARCH,
DEVELOPMENT, CLINICAL AND EDUCATIONAL SERVICES

The following items have been awarded and are recommended for approval by the U. T. Board of Regents:

(FUNDS COMING IN)

1. Country: Canada
Business/Entity: Various Donors: Heated Reinforcement Canada, Inc.
No.: Grant letter dated 9/8/94
New funds: \$13,750 additional
Current period: 9/4/92 - 9/30/95
Title/Description: Rehabilitation of Structural Concrete Using New Fastening Technology

2. Country: Norway
Business/Entity: Saga Petroleum a.s.
No.: Contract K TF-94-037. Account no.: 8111136
New funds: \$15,000.
Current period: 1/1/94 - 12/31/94
Title/Description: Lunde Surfactant Simulation Study

3. Country: Sultanate of Oman
Business/Entity: Industrial Associates: Petroleum Development Oman L.L.C.
No.: Telefax dated 5/8/94 & Letter 8/23/94
New funds: \$30,000.
Current period: 1/1/94 - 12/31/94
Title/Description: Characterization of San Andres and Grayburg Reservoirs

4. Country: Switzerland
Business/Entity: Oerlikon-Contraves AG
No.: Sponsored Research Agreement UTA94-042
New funds: \$55,000.
Current period: 1/1/94 - 6/30/95
Title/Description: DATA fusion for 2D Search Sensors

5. Country: Belgium
Business/Entity: North Atlantic Treaty Organization
No.: Award Letter dated 4/18/94
New funds: \$5,738.47.
Current period: 6/6/94 - 6/5/96
Title/Description: New Developments in Quantum Theory-Irreversibility

The University of Texas at Austin
 Foreign Contracts and Grants for Research, Development, Clinical and
 Educational Services
 UT Regents' Meeting December 1, 1994

(FUNDS GOING OUT)

6.	Country:	Brazil
	Business/Entity:	Centro Brasileiro de Análise e Planejamento (CEBRAP)
	No.:	Cost-Reimbursement Subcontract #94-040 under Prime UT-A Ford Foundation Grant 940-0616
	New funds:	\$12,000.
	Current period:	3/1/94 - 2/28/97
	Title/Description:	Graduate Training in Brazilian Public Policy Analysis

THE UNIVERSITY OF TEXAS AT AUSTIN

U.T. BOARD OF REGENTS' MEETING

December 1, 1994

STANDARD AFFILIATION AGREEMENTS

The following affiliation agreement has been administratively approved by the Executive Vice Chancellor for Academic Affairs and follows one of the standard formats approved by the U.T. Board of Regents and the Office of General Counsel.

1. Facility: Children's Medical Center of Dallas
Dallas, Texas
Date: July 26, 1994
Purpose: To provide educational experiences

THE UNIVERSITY OF TEXAS AT AUSTIN

U. T. BOARD OF REGENTS' MEETING

DECEMBER 1, 1994

TRADEMARK LICENSE AGREEMENTS

following agreements have been awarded, have been approved by the Office of General Counsel, and are recommended for ratification by the U. T. Board of Regents. All product approvals are in accordance with Paragraphs 10.1(C) and 11.1 of the Trademark Agreement.

Licensee: Admiral Binder Corporation
Nashville, Tennessee 37203
Fee-Royalty: \$50, 6%
Period: July 1, 1994 - December 31, 1996
Description: Vinyl ice buckets and vinyl wastebaskets.

Licensee: Alpine West, Inc.
Sparks, Nevada 89431
Fee-Royalty: \$50, 6%
Period: August 1, 1994 - December 31, 1994
Description: "COOL TOTE" brand insulated nylon bags, which includes lunch sacks, drink totes, sixpackers, and stadium bags with seat cushions.

Licensee: American Toy Company, Inc.
Midland, Texas 79701
Fee-Royalty: \$50, 6%
Period: August 1, 1994 - December 31, 1996
Description: Novelties and/or collectibles, which includes stuffed toys of various kinds, plush footballs, plush soccer balls and plush character bean bags.

Licensee: Apani, Inc.
Phoenix, Arizona 85027
Fee-Royalty: \$50, 6%
Period: October 1, 1994 - December 31, 1996
Description: "Apani" brand bottled water.

Licensee: Award Design Medals, Inc.
Noble, Oklahoma 73068
Fee-Royalty: \$50, 6%
Period: October 1, 1994 - December 31, 1996
Description: Ranger style, gold and silver belt buckle sets (3-piece and 4-piece sets).

Licensee: B B G B, Ltd.
Racine, Wisconsin 53406
Fee-Royalty: \$100, 7%
Period: August 1, 1994 - December 31, 1996
Description: "Gunny Skinz" brand/label caps, t-shirts, jackets and sweatshirts.

Licensee: Bleacher Comfort, LLC
Soquel, California 95076
Fee-Royalty: \$50, 6%
Period: September 1, 1994 - December 31, 1996
Description: Stadium chairs and cushions.

Licensee: California Headwear, Inc.
Los Angeles, California 90023
Fee-Royalty: \$100, 7%
Period: August 1, 1994 - December 31, 1996
Description: Headwear, which includes fitted and adjustable baseball caps and Gatsby caps.

Licensee: Carpediem Marketing Group, Inc.
d/b/a We Ar Ties
Salt Lake City, Utah 84124
Fee-Royalty: \$100, 7%
Period: April 1, 1994 - December 31, 1996
Description: Silk and polyester neckwear and silk scarves.

- . Licensee: Cathy Munson Studio
Austin, Texas 78704
Fee-Royalty: \$50, 6%
Period: August 1, 1994 through December 31, 1996
Description: Unframed lithographic prints.
- . Licensee: Columbine Carpet Corporation
d/b/a Campus Carpet
Englewood, Colorado 80112
Fee-Royalty: \$50, 6%
Period: August 1, 1994 - December 31, 1996
Description: Carpet rugs.
- . Licensee: E D T, Inc.
Naples, Florida 33940
Fee-Royalty: \$50, 6%
Period: July 1, 1994 - December 31, 1996
Description: "E - Z HOLD" portable dinnerware in a nylon tote bag.
3. Licensee: E R O Marketing, Inc.
Mt. Prospect, Illinois 60056
Fee-Royalty: \$50, 6%
Period: July 1, 1994 - December 31, 1996
Description: Sport bags and backpacks.
4. Licensee: Fotoball USA, Inc.
San Diego, California 92123
Fee-Royalty: \$50, 6%
Period: August 1, 1994 - December 31, 1996
Description: "Fotoball" brand mini footballs.
5. Licensee: Global Marketing Associates
La Jolla, California 92037
Fee-Royalty: \$50, 6%
Period: August 1, 1994 - December 31, 1996
Description: "COLLEGE BOWL" brand multi-purpose plastic bowls.
6. Licensee: Imperial International
d/b/a Collegiate Choice
Cerritos, California 90701
Fee-Royalty: \$0, 7%
Period: January 1, 1994 - December 31, 1996
Description: Children's clothing, various kinds and styles; caps for infants, toddlers and juniors; and plush bears.
7. Licensee: J. H. Design Group
Los Angeles, California 90021
Fee-Royalty: \$100, 7%
Period: October 1, 1994 - December 31, 1996
Description: Leather jackets and leather/twill jackets.
8. Licensee: Jostens, Inc.
Owatonna, Minnesota 55060
Fee-Royalty: \$0, 6%
Period: January 1, 1994 - December 31, 1996
Description: Class rings and graduation announcements.
9. Licensee: Kollege Kids, Inc.
Indianapolis, Indiana 46256
Fee-Royalty: \$100, 7%
Period: October 1, 1994 - December 31, 1996
Description: Polyvinyl baby shoes.
10. Licensee: Lake Butler Apparel Company
Lake Butler, Florida 32054
Fee-Royalty: \$100, 7%
Period: July 1, 1994 - December 31, 1996
Description: "P M I" brand/label apparel, which includes knitted placket shirts.

1. Licensee: Lambert Manufacturing Company, Inc.
Chillicothe, Missouri 64601
Fee-Royalty: \$100, 7%
Period: October 1, 1994 - December 31, 1996
Description: Leather apparel and accessories, which includes caps, vests, gloves and slippers.
2. Licensee: M B M C P, Inc.
Floyd Knobs, Indiana 47119
Fee-Royalty: \$50, 6%
Period: April 1, 1994 - December 31, 1996
Description: Three-dimensional posters.
3. Licensee: M & H Corporation
Mohnton, Pennsylvania 19540
Fee-Royalty: \$100, 7%
Period: August 1, 1994 - December 31, 1996
Description: Basic and fashion sportswear (various kinds and styles, preteen thru adult sizes).
4. Licensee: Paramount Sales, Inc.
Knoxville, Tennessee 37917
Fee-Royalty: \$50, 6%
Period: August 1, 1994 - December 1, 1996
Description: Gold overlay jewelry, which includes lapel pins, pendants and earrings.
5. Licensee: Ranick, Limited
Athens, Georgia 30601
Fee-Royalty: \$100, 7%
Period: August 1, 1994 - December 31, 1994
Description: "Jiffies" and "Ranick" brands, fabric house slippers.
6. Licensee: Rooter Rattle, Limited
Wayne, Pennsylvania 19087
Fee-Royalty: \$50, 6%
Period: July 1, 1994 - December 31, 1996
Description: Hair accessories, which includes but is not limited to bows and barrettes.
7. Licensee: Sid Tech, Inc.
Beverly Hills, California 90211
Fee-Royalty: \$100, 7%
Period: October 1, 1994 - December 31, 1996
Description: "Sid Tech" brand/label apparel, which includes caps, various kinds and styles, and other apparel.
8. Licensee: South Texas Camouflage, Inc.
d/b/a Bushlan Camouflage
Kerrville, Texas 78028
Fee-Royalty: \$100, 7%
Period: July 1, 1994 - December 31, 1996
Description: "Bushlan" brand caps.
9. Licensee: Sport Specs, Incorporated
Arlington, Texas 76011
Fee-Royalty: \$50, 6%
Period: September 1, 1994 - December 31, 1996
Description: "Sport Specs" brand collapsible binoculars.
10. Licensee: Synergism, Inc.
Louisville, Kentucky 40222
Fee-Royalty: \$100, 7%
Period: September 1, 1994 - December 31, 1996
Description: T-shirts and sweatshirts.
11. Licensee: Thomas Bros. Shirt Maker, Inc.
Jackson, Mississippi 39213
Fee-Royalty: \$100, 7%
Period: August 1, 1994 - December 31, 1996
Description: Apparel, which includes men's and women's oversized, 100% cotton, button-down shirts and boxer shorts.

- . Licensee: Ultra-Pak, Inc.
Greer, South Carolina 29650
Fee-Royalty: \$50, 6%
Period: September 1, 1994 - December 31, 1996
Description: 32 oz. plastic mugs with lids.
- . Licensee: U S A Licensed Bows, Inc.
St. Charles, Missouri 63301
Fee-Royalty: \$50, 6%
Period: October 1, 1994 - December 31, 1996
Description: Hair accessories, various kinds and styles.
- . Licensee: Varsity Raggs, Inc.
Rumson, New Jersey 07760
Fee-Royalty: \$100, 7%
Period: September 1, 1994 - December 31, 1996
Description: Sweaters, vests, polo-style shirts, varsity jackets, rugby jerseys, neckties, stadium blankets, suspenders and belts.
- i. Licensee: Ventures International, Inc.
Denver, Colorado 80209
Fee-Royalty: \$50, 6%
Period: August 1, 1994 - December 31, 1996
Description: Stadium "SeatPack" brand/label, nylon backpack and seat cushion combination.
- . Licensee: W. C. Bunting Company
East Liverpool, Ohio 43920
Fee-Royalty: \$0, 6%
Period: January 1, 1994 - December 31, 1996
Description: Ceramic products.
- . Licensee: Williams Industries, Inc.
Shelbyville, Indiana 46176
Fee-Royalty: \$50, 6%
Period: August 1, 1994 - December 31, 1996
Description: Insulated helmet mugs.
- 3). Licensee: World Class Waters of Texas, Inc.
Houston, Texas 77057
Fee-Royalty: \$50, 6%
Period: October 1, 1994 - December 31, 1996
Description: Bottled water.

THE UNIVERSITY OF TEXAS AT AUSTIN

UT BOARD OF REGENTS MEETING

December 1, 1994

OFFICE OF HOGG FOUNDATION FOR MENTAL HEALTH
AND IMA HOGG FOUNDATION GRANTSINITIAL AND RENEWAL AWARDS

(FUNDS COMING IN)

1.
 Grantor: Hogg Foundation for Mental Health
 Grantee: UT-Austin, Dept. of Educational Psychology -
 Dr. Deborah J. Tharinger
 No.: 2819
 New Funds: \$28,057.00
 Current Period: September 1, 1994 - August 31, 1995
 Title/Description: Constructing and Fostering Family-School-Community
 Models of Competence

 A fourth- and final-year grant is given for completion of the research component of a community-based model of child-family-school competence at the Austin School of the Future site. Dr. Deborah J. Tharinger is responsible for administration of the grant.

2.
 Grantor: Hogg Foundation for Mental Health
 Grantee: UT-Austin, Department of Psychology -
 Dr. Michael J. Telch
 No.: 3030
 New Funds: \$47,151.00
 Current Period: September 1, 1994 - August 31, 1995
 Title/Description: Reducing the Risk of Panic: A Prospective
 Investigation of Risk and Prevention

 Support is provided for the second year of follow-up studies on a large number of college students involved in the initial experiment aimed at reducing the risk of panic through a panic inoculation training method. Dr. Michael J. Telch is responsible for administration of the grant.

3.
 Grantor: Hogg Foundation for Mental Health
 Grantee: UT-Austin, Department of Educational Psychology -
 Dr. Sylvia Z. Ramirez
 No.: 3109
 New Funds: \$12,310.00
 Current Period: October 1, 1994 - September 30, 1995
 Title/Description: Effects of Deinstitutionalization on Fears, Anxiety,
 and Adjustment of Persons with Mental Retardation

 A first-year grant is given for a study on the effects of deinstitutionalization on the fears, anxiety, general psychopathology, and life satisfaction of persons with mental retardation. Dr. Sylvia Z. Ramirez is responsible for administration of the grant.

INITIAL AND RENEWAL AWARDS
(FUNDS GOING OUT)

4.
Grantor: Hogg Foundation for Mental Health
Grantee: Trinity Ministry to the Poor - Ms. Pam Schaefer
No.: 2987
New Funds: \$21,838.00
Current Period: August 1, 1994 - July 31, 1995
Title/Description: TMP Discovery Program: A Self-Discovery Assessment Model

Funding is provided for the second year of a self-discovery assessment model involving individualized mental health services to impoverished families and individuals in the Dallas community, thereby promoting stability and self-responsibility. Ms. Pam Schaefer is responsible for administration of the grant.

5.
Grantor: Hogg Foundation for Mental Health
Grantee: Parents and Children Together, Inc. (PACT) -
Ms. Debra Key
No.: 3116
New Funds: \$15,000.00
Current Period: August 1, 1994 - July 31, 1995
Title/Description: Family Visitor Center Project

A one-time grant is given for the Family Visitor Center at the Texas Department of Criminal Justice Tennessee Colony unit in East Texas to create a supportive environment for families visiting their incarcerated members and to assist in the transition of their members from prison to the family unit after release. Ms. Debra Key is responsible for administration of the grant.

6.
Grantor: Hogg Foundation for Mental Health
Grantee: Texas Agricultural Experiment Station (for the Texas
A&M Department of Recreation, Park, and Tourism
Science) - Dr. Peter A. Witt
No.: 3156
New Funds: \$15,036.00
Current Period: August 1, 1994 - July 31, 1995
Title/Description: Evaluation of Recreation Services for At-Risk Youth

Partial funding is provided for the first year of a research project to evaluate the Austin Parks and Recreation Department's services for at-risk youth. Dr. Peter A. Witt is responsible for administration of the grant.

7.

Grantor: Hogg Foundation for Mental Health
Grantee: Texas Department of Protective and Regulatory
Services (for the Child Abuse Program Evaluation
Group) - Ms. Martha E. Braniff

No.: 3085
New Funds: \$23,150.00
Current Period: August 1, 1994 - October 31, 1995
Title/Description: Longitudinal Evaluation of the Impact of the
Building Blocks Project

Partial support is given for a longitudinal evaluation of the Building Blocks project, which provides a series of 15 monthly newsletters on parenting available to all Texas parents. Ms. Martha E. Braniff is responsible for administration of the grant.

8.

Grantor: Hogg Foundation for Mental Health
Grantee: First Texas Council of Camp Fire, Inc. -
Ms. Phyllis Jack

No.: 2858
New Funds: \$13,440.00
Current Period: August 1, 1994 - July 31, 1995
Title/Description: Friends of the Family

Third-year funding is provided for the development of the Friends of the Family Program, which is a key component of the First Texas Council of Campfire's Campaign for Children, a comprehensive community development plan for family support through child care systems. Ms. Phyllis Jack is responsible for administration of the grant.

9.

Grantor: Hogg Foundation for Mental Health
Grantee: Texas A&M Research Foundation (for the Texas A&M
Department of Psychology) - Dr. Timothy A. Cavell

No.: 2993
New Funds: \$38,111.00
Current Period: August 15, 1994 - August 14, 1995
Title/Description: Problem-Solving Interventions for Aggressive
Children

A second-year grant is given for a study of children identified by teachers and peers as aggressive who are given special intervention services (problem-solving skill training, parent and teacher consultation, and special mentoring by older children trained for this purpose). Dr. Timothy A. Cavell is responsible for administration of the grant.

10.
Grantor: Hogg Foundation for Mental Health
Grantee: Austin Independent School District -
Ms. Estelle Brooks
No.: 2537
New Funds: \$50,000.00
Current Period: September 1, 1994 - August 31, 1995
Title/Description: Austin School of the Future: Model Mental Health
Services

Fifth- and final-year support is provided for the School of the Future, an innovative approach to delivering mental health services to children and their families through the schools. Ms. Estelle Brooks is responsible for administration of the grant.

11.
Grantor: Hogg Foundation for Mental Health
Grantee: San Antonio Independent School District - Mr. Rod
Radle
No.: 2536
New Funds: \$50,000.00
Current Period: September 1, 1994 - August 31, 1995
Title/Description: San Antonio School of the Future: Model Mental
Health Services

A fifth- and final-year grant is given for the School of the Future, an innovative approach to delivering mental health services to children and their families through the schools. Mr. Rod Radle is responsible for administration of the grant.

12.
Grantor: Hogg Foundation for Mental Health
Grantee: Dallas Independent School District -
Dr. Allen Sullivan
No.: 2542
New Funds: \$50,000.00
Current Period: September 1, 1994 - August 31, 1995
Title/Description: Dallas School of the Future: Model Mental Health
Services

Support is provided for the fifth year of the School of the Future, an innovative approach to delivering mental health services to children and their families through the schools. Dr. Allen Sullivan is responsible for administration of the grant.

13.

Grantor: Hogg Foundation for Mental Health
Grantee: Mental Health Association in Texas -
Ms. Stella C. Mullins
No.: 3142
New Funds: \$30,000.00
Current Period: September 1, 1994 - August 31, 1995
Title/Description: AmeriCorps Parenting Education Project

A first-year grant is given for the development and implementation of a new project to focus on early childhood parenting education in Texas with goals for the improvement of long-term educational achievement of children and their parents, the prevention of child abuse and neglect, and the reduction of potential involvement with the criminal justice system. Ms. Stella C. Mullins is responsible for administration of the grant.

14.

Grantor: Hogg Foundation for Mental Health
Grantee: North Texas Public Broadcasting, Inc., KERA 90.1 -
Mr. Richard J. Meyer
No.: 3174
New Funds: \$20,000.00
Current Period: September 1, 1994 - August 31, 1995
Title/Description: Production and Distribution of "12-19 Coming of Age"
Radio Programs

Support is provided for the continued development of a monthly radio series entitled "12-19 Coming of Age," which is designed to address issues faced by adolescents as they mature. Mr. Richard J. Meyer is responsible for administration of the grant.

15.

Grantor: Hogg Foundation for Mental Health
Grantee: Holland Independent School District - Mr. Mike Roasa
No.: 3157
New Funds: \$29,500.00
Current Period: September 1, 1994 - August 31, 1995
Title/Description: Collaborative School-Based Mental Health Project

Funding is given for the first year of a collaborative project to provide specialized psychological and psychiatric services for school-aged children in two low-income rural communities in Central Texas. Mr. Mike Roasa is responsible for administration of the grant.

16.

Grantor: Hogg Foundation for Mental Health
Grantee: Family Service Center - Mr. Lloyd H. Sidwell
No.: 3152
New Funds: \$49,326.00
Current Period: September 1, 1994 - August 31, 1995
Title/Description: Violence Prevention for Hispanic Families: A Program of Inter-Family Training and Support

First-year support is provided to implement a model targeting poor Hispanic families in provision of prevention and intervention services through indigenous parent assistants to decrease domestic and community violence. Mr. Lloyd H. Sidwell is responsible for administration of the grant.

17.

Grantor: Hogg Foundation for Mental Health
Grantee: DePelchin Children's Center - Dr. Robert S. McKelvey
No.: 3148
New Funds: \$34,380.00
Current Period: September 1, 1994 - August 31, 1995
Title/Description: Outreach, Referral, and Translation Service for Southeast Asian Children and Families

A first-year grant is given for the provision of mental health services for Southeast Asian children and their families. Dr. Robert S. McKelvey is responsible for administration of the grant.

18.

Grantor: Hogg Foundation for Mental Health
Grantee: City of Austin, Health and Human Services Department
- Ms. Susan Milam
No.: 3015
New Funds: \$50,000.00
Current Period: September 1, 1994 - August 31, 1995
Title/Description: Healthy and Fair Start Program for The Austin Project

Support is provided for the second year of a comprehensive demonstration program for young children from birth to eight years of age in the Dove Springs neighborhood as a key component of The Austin Project and with implementation under the leadership of the CEDEN Family Resource Center. Ms. Susan Milam is responsible for administration of the grant.

19.

Grantor: Hogg Foundation for Mental Health
Grantee: UT Medical Branch at Galveston, Department of
Obstetrics and Gynecology -
Dr. Constance M. Wiemann

No.: 3028
New Funds: \$15,319.00
Current Period: October 1, 1994 - September 30, 1995
Title/Description: Drug Use Patterns of Adolescent Mothers After
Delivery

A second-year grant is given for a research study examining prevalence and predictors of alcohol and illicit drug use by adolescent mothers during the first six months after delivery of the baby as a means of creating intervention programs for reduction of substance abuse and maximization of healthy maternal and infant outcomes among adolescent mothers. Dr. Constance M. Wiemann is responsible for administration of the grant.

20.

Grantor: Hogg Foundation for Mental Health
Grantee: Southwest Texas State University, Department of
Sociology and Anthropology - Dr. Ann Marie Ellis

No.: 3159
New Funds: \$15,561.00
Current Period: October 1, 1994 - July 31, 1995
Title/Description: School Team Mediation: Building Students' Skills to
Intervene in the Cycle of School Violence

Support is provided for the costs of completing the final production of a teaching package for school personnel, community agencies, and parents entitled School Team Mediation, a process by which students resolve in-school conflicts among their peers. Dr. Ann Marie Ellis is responsible for administration of the grant.

21.

Grantor: Ima Hogg Foundation
Grantee: Urban Affairs Corporation - Mr. Ernest McMillan

No.: 2980H
New Funds: \$40,800.00
Current Period: September 1, 1994 - August 31, 1995
Title/Description: Fifth Ward Enrichment Program (FWEP) Wheatley
Project

Second-year funding is given for a mentoring program for black male teens from Houston's Fifth Ward to help them graduate from high school and continue to college. Mr. Ernest McMillan is responsible for administration of the grant.

**THE UNIVERSITY OF TEXAS AT AUSTIN
 HOGG FOUNDATION/IMA HOGG FOUNDATION CONTRACTS & GRANTS
 UT Board of Regents Meeting - December 1, 1994**

22.

Grantor: Ima Hogg Foundation
 Grantee: Houston Achievement Place - Mr. Paul Gilford
 No.: 2747H
 New Funds: \$15,000.00
 Current Period: September 1, 1994 - August 31, 1995
 Title/Description: Right Start Program

Third- and final-year support is provided for an after-school program for children aged 7-12 for after-school alternatives for children in the Heights area of Houston. Mr. Paul Gilford is responsible for administration of the grant.

AWARD AMENDMENTS
 (FUNDS COMING IN)

23.

Grantor: Hogg Foundation for Mental Health
 Grantee: UT-Austin, School of Social Work - Dr. Laura Lein
 No.: 2826
 New Funds: \$1,090.00
 Current Period: August 1, 1994 - October 31, 1994
 Title/Description: Children's Mental Health Plan of Texas: Process Evaluation

A supplemental grant is given for duplication of three versions of the report that resulted from the evaluation of the Children's Mental Health Plan of Texas: a summary statement, a general statement appropriate for out-of-state readers, and a full report including detailed case studies. Dr. Laura Lein is responsible for administration of the grant.

THE UNIVERSITY OF TEXAS AT AUSTIN

U. T. BOARD OF REGENTS' MEETING

December 1, 1994

ENDOWED CHAIRS AND NAMED PROFESSORSHIPS 1994-95
NON-INITIAL, NON-BUDGETED APPOINTMENTS*

College:	College of Engineering
Position:	Gerard A. Rohlich Regents Professorship in Civil Engineering
Appointee/Title:	Neal E. Armstrong, Professor and the John A. Focht Centennial Teaching Fellow in Civil Engineering. (Dr. Armstrong will relinquish this Fellowship effective 8/31/94.)
Department:	Civil Engineering
Person Being Replaced:	Richard W. Miksad
Effective Date:	9/1/94

Personnel and Payroll information will be included in "Amendments to the 1994-95 Operating Budget" as appropriate in this or subsequent dockets.

THE UNIVERSITY OF TEXAS AT AUSTIN

U. T. BOARD OF REGENTS' MEETING

DECEMBER 1, 1994

AMENDMENTS TO THE 1994-95 OPERATING BUDGET

The term "rate" for academic institutions is the full-time nine month base rate and for health institutions is the full time twelve month base rate; for all other personnel it is the full-time rate, the appointee receiving a proportionate amount depending upon the fraction of time for which he is appointed and the period of his appointment. Source of funds for payment of salaries, unless otherwise shown, is the departmental salaries account.

1. APPOINTMENTS TO NAMED PROFESSORSHIPS, ENDOWED FELLOWSHIPS, ENDOWED PROFESSORSHIPS, AND ENDOWED CHAIRS 1994-95

Appointments were approved through Agenda or Docket action at prior meetings of the Board of Regents, as follows:

<u>Professorship or Chair and Department or School</u>	<u>Nine Months Academic Rate</u>	<u>Total Compensation including Chair or Professorship Supplement</u>	<u>Effective Date</u>
COLLEGE OF NATURAL SCIENCES			
Zoology			
Robert E. Boyer Chair in Natural Sciences			
1. Mary Ann Rankin (RBC 3)	83,500	103,500	9/1
COLLEGE OF ENGINEERING			
Aerospace Engineering and Engineering Mechanics			
Cockrell Family Regents Chair in Engineering #2			
2. Tinsley J. Oden (RBC 6)	114,356	119,356	9/1
Civil Engineering			
E.C.H. Bantel Professor for Professional Practice			
3. Richard W. Furlong (RBC 23)	70,368	77,368	9/1
COLLEGE OF FINE ARTS			
Music			
Marie & Joseph D. Jamail, Sr Regents Professor in Fine Arts			
4. Ronald A. Crutcher (RBC 4)	90,000	95,000	9/1

THE UNIVERSITY OF TEXAS AT AUSTIN

U. T. BOARD OF REGENTS' MEETING

DECEMBER 1, 1994

AMENDMENTS TO THE 1994-95 OPERATING BUDGET

(continued)

<u>Item.</u>	<u>Department.</u>	<u>Title.</u>	<u>Name</u>	<u>Effective</u> <u>Date</u>	<u>%</u> <u>Time</u>	<u>Full-Time</u> <u>Salary</u>		<u>FBC</u>
						<u>No.</u> <u>Mos.</u>	<u>Rate</u>	
<u>APPOINTMENTS, PROMOTIONS, AND</u> <u>SALARY INCREASES</u>								
COLLEGE OF LIBERAL ARTS								
	Economics							
			5. Stephen McDonald					2
		From:	Addisor Baker	9/1	0	9	86,963	
			Duncan Center					
			Professor in					
			Economics					
		To:	Professor	9/1	0	9	86,963	
COLLEGE OF NATURAL SCIENCES								
	Office of the Dean							
	Dean							
			6. Mary Ann Rankin	9/1	100	12	120,000	7
COLLEGE OF ENGINEERING								
	Aerospace Engineering and Engineering Mechanics							
			7. David S. Dolling					5
		From:	Professor	9/1	100	9	65,503	
		To:	Professor	9/1	100	9	71,503	
COLLEGE OF FINE ARTS								
	Office of the Dean							
			8. Jeffrey D. Treichel					8
		From:	Assistant to	9/1	100	9	44,600	
			the Dean					
		To:	Assistant to	9/1	100	9	45,100	
			the Dean					
	Associate Dean							
			9. Richard J. Lawn	9/1	50	12	81,316	36

THE UNIVERSITY OF TEXAS AT AUSTIN

U. T. BOARD OF REGENTS' MEETING

DECEMBER 1, 1994

AMENDMENTS TO THE 1994-95 OPERATING BUDGET

(continued)

<u>Item</u>	<u>Department</u>	<u>Title</u>	<u>Name</u>	<u>Effective Date</u>	<u>% Time</u>	<u>Full-Time Salary</u>		<u>RBC</u>
						<u>No. Mos.</u>	<u>Rate</u>	
<u>APPOINTMENTS, PROMOTIONS, AND SALARY INCREASES</u>								
GENERAL ADMINISTRATION								
Office of the President and Office of Public Affairs								
			10. Matthew M. Lyor					33
		From:	Assistant to the President for Communications	9/1	100	12	52,500	
		To:	Assistant to the President for Communications	9/1	100	12	54,500	
Equal Opportunity Employment Office								
			11. Linda H. Millstone					32
		From:	Assistant Director	9/1	100	12	46,042	
		To:	Director	9/1	100	12	57,504	
GENERAL INSTITUTIONAL EXPENSE								
Office of the Vice President for Development								
			Vice President for Development					
			12. Larry J. Lollar	9/12	100	12	155,000	24
University Relations								
			13. Susan Wagnon Clagett					34
		From:	Acting Vice President	9/1	100	12	75,542	
		To:	Associate Vice President for University Relations	9/1	100	12	82,000	
Office of Public Affairs								
			14. Peggy A. Kruger					35
		From:	Assistant Vice President and Director of Public Affairs	9/1	100	12	77,540	
		To:	Assistant Vice President and Director of Public Affairs	9/1	100	12	80,000	

THE UNIVERSITY OF TEXAS AT AUSTIN
 U. T. BOARD OF REGENTS' MEETING
 DECEMBER 1, 1994
 AMENDMENTS TO THE 1994-95 OPERATING BUDGET

<u>TRANSFERS OF FUNDS</u>	<u>RBC</u>
VICE PRESIDENT AND DEAN OF GRADUATE STUDIES	
15. Amount of Transfer: \$750,000	11
From: Office of the President - Special Graduate Fellowships	
To: Computer Sciences/Computer Engineering Graduate Scholarships & Fellowships	
To fund 1994-95 graduate fellowships in computer sciences, and electrical and computer engineering.	
16. Amount of Transfer: \$109,000	20
From: Computer Sciences/Computer Engineering Graduate Fellowship Fund Scholarships & Fellowships	
To: Graduate Minority Fellowships Scholarships & Fellowships	
Commitment to the graduate minority fellowship program.	
COLLEGE OF NATURAL SCIENCES	
Chemistry and Biochemistry	
17. Amount of Transfer: \$200,000	17
From: Office of the President - Academic and Research Projects and Operations	
To: Chemistry - Special Equipment - Willson	
Funding equipment purchases for Professor Willson.	
COLLEGE OF BUSINESS ADMINISTRATION	
Office of the Dean	
18. Amount of Transfer: \$308,755	22
From: Quality Consortia Designated Fund Operating Income	
To: Quality Consortia Designated Fund Wages (\$212,004), Fringe Benefits (\$36,041), and Maintenance, Operation and Equipment (\$42,540), Allocation for Budget Adjustments (\$18,170).	
To set up operating budget for Quality Management Consortia.	

THE UNIVERSITY OF TEXAS AT AUSTIN

U. T. BOARD OF REGENTS' MEETING

DECEMBER 1, 1994

AMENDMENTS TO THE 1994-95 OPERATING BUDGET
(Continued)TRANSFERS OF FUNDSRBC

COLLEGE OF ENGINEERING

Office of the Dean

19. Amount of Transfer: \$100,000 16

From: Office of the President -
Special Equipment-Academic and Research
Projects and Operations

To: Special Equipment

Provide funding for equipment purchases for Professor Loehr.

Civil Engineering

20. Amount of Transfer: \$130,625 10

From: Learning Resource Center
Operating IncomeTo: Learning Resource Center
WagesIncrease in 94-95 budgets as approved by the Board of Regents on
August 11, 1994.

Electrical and Computer Engineering

21. Amount of Transfer: \$361,406 9

From: Learning Resource Center -
Operating IncomeTo: Learning Resource Center -
Fringe Benefits (\$66,216), Wages (\$248,000),
and Maintenance, Operation and Equipment
(\$47,190)Establish 1994-95 budget for the Learning Resource Center Fee as
approved by the Board of Regents on August 11, 1994.

OTHER INSTRUCTIONAL PROGRAMS

22. Amount of Transfer: \$521,296 25

From: Office of the President
Allocation for Budget
Adjustment-SpecialTo: Greater Austin area
Telecommunication Network
Maintenance, Operating & Equipment

Funding for greater Austin area telecommunication network.

THE UNIVERSITY OF TEXAS AT AUSTIN

U. T. BOARD OF REGENTS' MEETING

DECEMBER 1, 1994

AMENDMENTS TO THE 1994-95 OPERATING BUDGET
(Continued)TRANSFERS OF FUNDSRBC

RESEARCH ENHANCEMENT

University Research Institutes

23. Amount of Transfer: \$200,000 21

From: University Research Institutes

To: University Research Institutes
Faculty Travel Grants

To establish URI faculty travel grants accounts.

GENERAL ADMINISTRATION AND STUDENT SERVICES

Vice President for Business Affairs

24. Amount of Transfer: \$117,000 12

From: Interest on Temporary Investments -
Restricted Current Funds - Investment
IncomeTo: Retiree's Premium Sharing-Restricted and
Agency Funds - Investment Income

To fund FY 94-95 estimated expenses for retiree's premium sharing.

Vice President for Development

25. Amount of Transfer: \$108,170 15

From: Interest on Temporary Investments -
Restricted Current Funds
Investment IncomeTo: Annual Giving Program
Investment IncomeTo provide institutional funding for the Office of the Vice President
for Development annual giving program.

Data Processing Department

26. Amount of Transfer: \$178,176 18

From: Lapsed Salaries Business Affairs
Allotment, Unallocated, and ReservesTo: Data Processing - Programmer Trainees
Classified SalariesTo provide lapsed salaries as temporary funding for 7 programmer trainee
positions.

THE UNIVERSITY OF TEXAS AT AUSTIN
 U. T. BOARD OF REGENTS' MEETING
 DECEMBER 1, 1994
 AMENDMENTS TO THE 1994-95 OPERATING BUDGET
 (Continued)

<u>TRANSFERS OF FUNDS</u>	<u>RBC</u>
GENERAL ADMINISTRATION AND STUDENT SERVICES	
Dean of Students	
27. Amount of Transfer: \$151,001	19
From: Student Retention - Special Maintenance, Operations and Equipment	
To: Dean of Students - Student Retention - Tutorial Services - Wages	
Partial funding for the 1994/95 Dean of Students retention program.	
GENERAL INSTITUTIONAL EXPENSES	
Development Office	
28. Amount of Transfer: \$251,219	14
From: Brackenridge Land Rentals Investment Income	
To: Development Office-Operating Account Investment Income	
To provide institutional funding for the Office of the Vice President for Development, operating accounts for 1994-95.	
PHYSICAL PLANT	
Utilities	
29. Amount of Transfer: \$617,000	13
From: UT Long Distance - Residence Halls Operating Income	
To: UT Long Distance - Residence Halls Classified Salaries (\$59,000), Fringe Benefits (\$23,000), Wages (\$20,000), Maintenance, Operation & Equipment (\$500,000), Travel (\$15,000)	
To transfer funds from the income account to the operating accounts for Fiscal Year 94-95. Budget set-up funded from balance forward.	
DESIGNATED FUNDS	
Division of Continuing Education	
30. Amount of Transfer: \$245,000	26
From: Reserve Fund (\$45,000), Interest on Temporary Investments (\$110,000) PETEX - Training Funds (\$45,000), and PETEX - Training Aids (\$45,000)	
To: Office of the Dean - Continuing Education	
To provide funds for operating expenses for 1994-95.	

THE UNIVERSITY OF TEXAS AT AUSTIN

U. T. BOARD OF REGENTS' MEETING

DECEMBER 1, 1994

AMENDMENTS TO THE 1994-95 OPERATING BUDGET
(Continued)TRANSFERS OF FUNDSRBC

CURRENT RESTRICTED FUNDS

IC2 Institute

31. Amount of Transfer: \$170,000 29

From: Nadya Kozmetsky Scott Centennial
Fellowship-Investment Income
(\$135,000), and Gregory A. Kozmetsky
Endowment Fund-Investment Income
(\$35,000)

To: Ronya and George Kozmetsky Endowment
Fund-Administrative & Professional
Salaries

Provide funding for operating expenses for 1994-95.

IC2 Institute

32. Amount of Transfer: \$972,000 30

From: Harry H. Ransom Centennial Fellowship-
Investment Income (\$260,000),
Frank C. Erwin, Jr. Centennial Fellowship-
Investment Income (\$120,000),
Janey Slaughter Briscoe Centennial Fellowship-
Investment Income (\$55,000),
W. W. Heath Centennial Fellowship-
Investment Income (\$89,000),
Sam Barshop Centennial Fellowship-
Investment Income (\$40,000),
Richard Seaver Centennial Fellowship-
Investment Income (\$95,000),
Jon Newton Centennial Fellowship-
Investment Income (\$65,000),
E. D. Walker Centennial Fellowship-
Investment Income (\$160,000),
Charles A. Lemaistre Centennial Fellowship-
Investment Income (\$35,000)
Jack D. Wrather, Jr. Centennial Fellowship-
Investment Income (\$53,000)

To: The IC2 Institute-All Expenses

Provide funding for operating expenses for 1994-95

THE UNIVERSITY OF TEXAS AT AUSTIN

U. T. BOARD OF REGENTS' MEETING

DECEMBER 1, 1994

AMENDMENTS TO THE 1994-95 OPERATING BUDGET
(Continued)TRANSFERS OF FUNDSRBC

CURRENT RESTRICTED FUNDS

IC2 Institute

33. Amount of Transfer: \$241,000 31

From: Bonita Granville Wrather Centennial Fellowship-Investment Income (\$92,000),
 Judith Neff Centennial Fellowship-Investment Income (\$50,000),
 George and Ronya Kozmetsky Centennial Fellowship-Investment Income (\$55,000),
 Henry E. Singleton Endowed Research Fellowship-Investment Income (\$5,000),
 George A. Roberts Research Fellowship-Investment Income (\$7,000),
 Jack S. Blanton Research Fellowship-Investment Income (\$17,000),
 Cynthia Hendrick Kozmetsky Endowed Research Fellowship-Investment Income (\$5,000),
 Michael Scott Endowed Research Fellowship-Investment Income (\$10,000).

To: Economic Development Grant-Investment Income

Provide funding for operating expenses for 1994-95.

PLANT FUNDS

34. Amount of Transfer: \$116,000 27

From: Texas Union Allotment

To: Program Office Renovation (\$1,000),
 and Lobby Renovation (\$115,000)

To provide additional funding for the remodeling of the Program Office and Lobby at the Texas Union.

35. Amount of Transfer: \$250,000 28

From: Texas Union Allotment

To: Food Court Renovation

To provide funding for the renovation of the Texas Union Food Court.



OFFICE OF THE PRESIDENT
THE UNIVERSITY OF TEXAS AT BROWNSVILLE

885

80 Fort Brown • Brownsville, Texas 78520 • (512) 544-8201 • Fax (512) 548-0020

ia, Ph.D.

October 20, 1994

Dr. James P. Duncan
Executive Vice Chancellor
for Academic Affairs
The University of Texas System
101 Colorado Street
Austin, Texas 78701

Dear Dr. Duncan:

The docket for the December 1, 1994 meeting of the Board of Regents is submitted for your recommendation and presentation to the Board.

I recommend approval.

Sincerely,

A handwritten signature in cursive script, appearing to read "Juliet V. Garcia".

Juliet V. Garcia
President

VG:amgs

U. T. BOARD OF REGENTS' MEETING

DECEMBER 1, 1994

TABLE OF CONTENTS

	<u>Page No.</u>
Contracts and Grants for Research, Development, Clinical and Educational Services	B-3
Catalog Changes	B-4
Amendments to the 1993-94 Budget (including faculty and staff appointments and changes in status and transfers of funds within existing budget totals)	B-6

U. T. BOARD OF REGENTS' MEETING

DECEMBER 1, 1994

CONTRACTS AND GRANTS FOR RESEARCH, DEVELOPMENT, CLINICAL AND EDUCATIONAL SERVICES

Since the Docket for the previous meeting of the U. T. Board of Regents, the following activity has taken place with regard to Contracts and Grants for Research, Development, Clinical and Educational Services:

Number of Initial Grant and Contract Awards

<u>Docket Item #</u>	<u>Total Funds In</u>	<u>Total Funds Out</u>	<u>Support Materials</u>
FY 95 03	\$ 50,000		Report of Awards
FY 95 04		\$ 1,000	Report of IACs
FY 95 05-06	\$ 133,726	\$ 3,376	Report of Contracts

Number of Fiscal Amendments to Grant and Contract Awards (Increasing or Decreasing by \$10,000 or More)

<u>Docket Item #</u>	<u>Total Funds In</u>	<u>Total Funds Out</u>	<u>Support Materials</u>
FY	\$		Report of Awards
			Report of IACs
FY	\$		Report of Contracts

U. T. BOARD OF REGENTS' MEETING

DECEMBER 1, 1994

CATALOG CHANGES

The following listing summarizes the substantive changes proposed to the Catalog of the University of Texas at Brownsville. These catalog changes have been administratively approved by the Executive Vice Chancellor for Academic Affairs and the Office of General Counsel.

Undergraduate Catalog for 1994-95

<u>Page Number(s)</u>	<u>Summary of Proposed Substantive Change</u>
15	The statement on proof of residency was reworded to more accurately address the residency law.
15	Registration requirements 3. Health Insurance. Clarification was provided in regards to health insurance charges. Previous catalog wording was not specific as to whose responsibility this was.
16	Previous catalog statements for readmission of former students and requirements for admission 4. were contradictory. Clarification was provided to more accurately address re-admission of policy of former students under both sections.
16	Clarification was provided in regards to health insurance charge. Previous catalog wording was not specific as to whose responsibility this was.
17	Undergraduate 3., the last sentence is misplaced. This statement relates more to applicability to academic fresh start students. Statue for students in professional programs.
18, 19	A reorganization of sections under Student Records with substitution of language to clarify for students the open records policy and procedures.

U. T. BOARD OF REGENTS' MEETING

DECEMBER 1, 1994

CATALOG CHANGES
continued

Undergraduate Catalog for 1994-95

<u>Page Number(s)</u>	<u>Summary of Proposed Substantive Change</u>
33	Description of Academic Appeals Section from previous catalog has been changed to <u>Grievances-Grade Appeals and Grievances - Other Than Grades</u> . This more accurately explains procedures to follow for either grade and non-grade appeal issues.
33	To provide clarification regarding religious holy days and absence requests.
34	Deleted this section. No such committee.
40	Provided better clarification regarding HIV inclusive of AIDS and Hepatitis B infection.
41	Correction from Section 4.19, Chapter 4, Title I, <u>Texas Education Code</u> to Section 4.51, <u>Texas Education Code</u> .

U. T. BOARD OF REGENTS' MEETING

DECEMBER 1, 1994

AMENDMENTS TO THE 1993-94 BUDGET

The term "rate" for academic institutions is the full-time nine-month base rate and for health institutions is the full-time twelve-month base rate; for all other personnel it is the full-time rate, the appointee receiving a proportionate amount depending upon the fraction of time for which he is appointed and the period of his appointment. Source of funds for payment of salaries, unless otherwise shown, is the departmental salaries account.

<u>Item, Department, Title, Name</u>	<u>Effective Date</u>	<u>% Time</u>	<u>Full-time Salary</u>		<u>RBC</u>
			<u>No. Mos.</u>	<u>Rate</u>	
<u>APPOINTMENTS, PROMOTIONS, AND SALARY INCREASES</u>					
GENERAL ADMINISTRATION AND STUDENT SERVICES					
Office of the Vice President for Business Affairs					
1. Peter B. Gawenda					028
From: Interim Vice President for Business Affairs Professor (Tenure)		100	12 09	65,000 48,500	
To: Vice President for Business Affairs Professor (Tenure)	7/1/94	100	12 09	75,000 48,500	

THE UNIVERSITY OF TEXAS AT DALLAS

October 19, 1994


Dr. James P. Duncan
Executive Vice Chancellor
for Academic Affairs
The University of Texas System
301 Colorado Street
Austin, Texas 78701

Dear Dr. Duncan:

The docket for the December 1, 1994 meeting of the Board of Regents is submitted for your recommendation and presentation to the Board.

I recommend approval.

Sincerely,

A handwritten signature in black ink, appearing to read "Franklyn G. Jenifer", written over a white background.

Franklyn G. Jenifer
President

FGJ:lc

U. T. BOARD OF REGENTS' MEETING

DECEMBER 1, 1994

TABLE OF CONTENTS

	<u>Page No.</u>
Gifts from Private Donors and Foundations (including Endowment Matching Fund Allocation)	D- 3
Business Contracts for Services (including Minor Construction Projects)	D- 4
Contracts and Grants for Research, Development, Clinical and Educational Services	D- 6
Standard Affiliation Agreements (including Standard Agreement of Academic Cooperation with Foreign Institutions)	D- 7
Intellectual Property Licenses Trademark License Agreements	D- 8
Amendments to the 1993-94 Budget (including faculty and staff appointments and changes in status and transfers of funds within existing budget totals)	D- 9
Amendments to the 1994-95 Budget (including faculty and staff appointments and changes in status and transfers of funds within existing budget totals)	D-10

U. T. BOARD OF REGENTS' MEETING

DECEMBER 1, 1994

GIFTS FROM PRIVATE DONORS AND FOUNDATIONS

The following gifts have been received and are recommended for acceptance by the U. T. Board of Regents:

<u>Donor</u>	<u>Purpose</u>	<u>Amount</u>
1. Lena Callier Trust Mr. C. W. Beard, Vice President NationsBank P. O. Box 831515 Dallas, Texas 75283-1515	Support of the Callier Center of Communications Disorders	\$ 44,113.22*
2. Hitachi Semiconductor, (America) Inc. Mr. Hiromu Fukuda, President P.O. Box 167928 Irving, Texas 75016-7928	Support of the Academic Excellence Scholarship Fund	\$120,000.00*
3. The Eugene McDermott Foundation Mrs. Eugene McDermott 3808 Euclid Avenue Dallas, Texas 75205	Support of the Academic Excellence Scholarship Fund	\$200,000.00

The following nonmonetary gift has also been received:

4. ARCO 2300 Plano Parkway Plano, Texas 75075	Programs in Geosciences Perkin Elmer PII, Ultrasonic Nebulizer and Perkin Elmer Autosamples	\$134,934.00* ***
---	--	----------------------

*No letter of transmittal from the donor.

***Noncash gift - other. The amount stated is the estimated value on the date of receipt by the institution.

U. T. BOARD OF REGENTS' MEETING

DECEMBER 1, 1994

BUSINESS CONTRACTS FOR SERVICES

The following contract has been awarded, has been administratively approved by the Executive Vice Chancellor for Academic Affairs and is recommended for ratification by the U. T. Board of Regents:

(FUNDS GOING OUT)

. Agency: Regional Adjustment Bureau, Inc.
Funds: 35% of delinquent balance collected
Period: June 27, 1994
Title/Description: Agreement to furnish collection services to Callier
Center for Communication Disorders
HUB: No

U. T. BOARD OF REGENTS' MEETING

DECEMBER 1, 1994

BUSINESS CONTRACTS FOR SERVICES
(Continued)

(BUSINESS CONTRACTS SUPPLEMENTAL INFORMATION)

Total Number of Contracts:	1
Total Number Awarded to HUBS:	<u>0</u>
% of Total Number of Contracts Awarded to HUBS:	0%
Total Funds:	\$
Total Funds Awarded to HUBS:	<u>\$ 0</u>
% of Total Funds Awarded to HUBS:	0%

U. T. BOARD OF REGENTS' MEETING

DECEMBER 1, 1994

CONTRACTS AND GRANTS FOR RESEARCH, DEVELOPMENT, CLINICAL AND EDUCATIONAL SERVICES

Since the Docket for the previous meeting of the U. T. Board of Regents, the following activity has taken place with regard to Contracts and Grants for Research, Development, Clinical and Educational Services:

A. Number of Initial Grant and Contract Awards

<u>Docket Item #</u>	<u>Total Funds In</u>	<u>Total Funds Out</u>	<u>Support Materials</u>
FY 95 44-47	\$ 727,834.00		Report of Awards
FY 95 50-55	\$ 114,144.00	\$ 58,400.00	Report of IACs
FY 95 56-63	\$ 200,488.00	\$ 19,000.00	Report of Contracts

B. Number of Fiscal Amendments to Grant and Contract Awards (Increasing or Decreasing by \$10,000 or More)

<u>Docket Item #</u>	<u>Total Funds In</u>	<u>Total Funds Out</u>	<u>Support Materials</u>
FY 95 48-49	\$ 92,242.00		Report of Awards
			Report of IACs
			Report of Contracts

U. T. BOARD OF REGENTS' MEETING

DECEMBER 1, 1994

STANDARD AFFILIATION AGREEMENTS

The following affiliation agreements have been administratively approved by the Executive Vice Chancellor for Academic Affairs and follow one of the standard formats approved by the U. T. Board of Regents and the Office of General Counsel.

1. Facility: Project Kids
an Intervention Program
Dallas, Texas
Date: September 1, 1994
Purpose: To provide academic courses with respect to
Communication Disorders

2. Facility: Zale Lipshy University Hospital
Dallas, Texas
Date: June 1, 1994
Purpose: To establish and implement programs to provide
academic courses with respect to Communication
Disorders

U. T. BOARD OF REGENTS' MEETING

DECEMBER 1, 1994

TRADEMARK LICENSE AGREEMENTS

The following agreements have been awarded, have been approved by the Office of General Counsel, and are recommended for ratification by the U. T. Board of Regents. All product approvals are in accordance with Paragraphs 10.1(C) and D) and 11.1 of the Trademark Agreement.

1. Licensee: AMPAD Corporation
Dayton, Ohio 45402
Fee-Royalty: \$50.00, 6%
Period: August 1, 1994 - December 31, 1996
Description: Wire-bound Notebooks and other paper products
2. Licensee: Four Point Products,
Div. of American Thermoplastic Co., Inc.
Pittsburgh, Pennsylvania 15238
Fee-Royalty: \$50.00, 6%
Period: July 1, 1994 - December 31, 1996
Description: Ring Binders, Pad Holders, Clipboard Kits, Pocket Folders, Document Cases and Stadium Seat Cushions
3. Licensee: Top Flight, Inc.
Chattanooga, Tennessee 37408
Fee-Royalty: \$50.00, 6%
Period: April 1, 1994 - December 31, 1996
Description: Spiral Notebooks, Pocket Notebooks, and Other Paper Products

AMENDMENTS TO THE 1993-94 BUDGET

TRANSFER OF FUNDS

RBC

GENERAL REVENUE APPROPRIATION

Other E&G Income - State Appropriation

1. Amount of Transfer: \$ 238,214 023

From: Reserve for Reduction, Article V, Rider 110

To: Other E&G Income - State Appropriation

Transfer of funds in compliance with Senate Bill No. 5,
Article V, Section 110

GENERAL REVENUE APPROPRIATION BY COORDINATING BOARD

2. Amount of Transfer: \$71,640 025

From: Advanced Research/Technology Programs for:

ARP-001 (Presnall)	844
ARP-002 (Overzet)	547
ARP-003 (DeGroat/Dowling)	1,044
ARP-004 (Carpenter)	626
ARP-005 (Katz/Assmann)	702
ATP-006 (Balkus)	635
ATP-007 (Gray)	1,000
ATP-008 (Melton/Hrncir)	668
ARP/RES (Johnston)	32,810
ATP/RES (Johnston)	32,764

To: Allocation of General Revenue by Coordinating Board

Transfer of funds to return amount budgeted for fringe
benefits

CURRENT RESTRICTED FUNDS

Engineering School Equipment

3. Amount of Transfer: \$ 175,000 024

From: Prior Year Unallocated

To: Engineering School Equipment

Transfer of funds for capital outlay expenditures

DECEMBER 1, 1994

AMENDMENTS TO THE 1994-95 BUDGET

The term "rate" for academic institutions is the full-time nine-month base rate and for health institutions is the full-time twelve-month base rate; for all other personnel it is the full-time rate, the appointee receiving a proportionate amount depending upon the fraction of time for which he is appointed and the period of his appointment. Source of funds for payment of salaries, unless otherwise shown, is the departmental salaries account.

<u>Item, Department, Title, Name</u>	<u>Effective Date</u>	<u>Full-Time Salary</u>		<u>Rate</u>	<u>RBC</u>
		<u>% Time</u>	<u>No. Mos.</u>		
<u>APPOINTMENTS, PROMOTIONS, AND SALARY INCREASES</u>					
<u>GENERAL ADMINISTRATION AND STUDENT SERVICES</u>					
Vice President for Academic Affairs					
1. Bryan H. Wildenthal					D2
From: Vice President for Academic Affairs		100	12	128,500	
To: Provost and Vice President for Academic Affairs	9/01	100	12	136,000	
Office of Budget and Institutional Research					
2. Cheryl E. O'Steen					D3
From: Director of Budgets		100	12	62,000	
To: Director of Budgets and Institutional Research	09/01	100	12	65,000	
<u>RESIDENT INSTRUCTION</u>					
Graduate Studies and Research					
3. Austin J. Cunningham (Tenure)					D4
From: Professor		100	9	62,300	
Associate Dean		33	12	83,067	
To: Professor	09/01	67	9	65,000	
Dean for Graduate Studies and Research	09/01	33	12	86,667	
Dean Supplement	09/01	SPLT	12	6,000	

THE UNIVERSITY OF TEXAS AT EL PASO

October 20, 1994

Dr. James P. Duncan
Executive Vice Chancellor
for Academic Affairs
The University of Texas System
601 Colorado Street
Austin, Texas 78701

Dear Dr. Duncan:

The docket for the December 1, 1994 meeting of the Board of Regents is submitted for your recommendation and presentation to the Board.

I recommend approval.

Sincerely,



Diana S. Natalicio
President

DSN:lda

U. T. BOARD OF REGENTS' MEETING

December 1, 1994

TABLE OF CONTENTS

	<u>Page No.</u>
Business Contracts for Services	EP-3
Contracts and Grants for Research, Development, Clinical and Educational Services	EP-4
Over \$500,000	EP-5
Standard Affiliation Agreements	EP-6
Intellectual Property Licenses	
Trademark License Agreements	EP-7
Amendments to the 1994-95 Budget	EP-8
(including faculty and staff appointments)	
Other Fiscal Items	EP-9

U. T. BOARD OF REGENTS' MEETING

December 1, 1994

BUSINESS CONTRACTS FOR SERVICES

The following contracts have been awarded, have been administratively approved by the Executive Vice Chancellor for Academic Affairs and are recommended for ratification by the U. T. Board of Regents:

(FUNDS COMING IN)

1. Agency: American Telephone and Telegraph Company
 d/b/a/ AT&T Communications
 Funds: Based on compensation rate in effect at the time the calls are completed.
 Period: June 23, 1994 through August 17, 1999
 Title/Description: A terminating switched access arrangement for authorized state government locations.
 HUB: No

2. Agency: Sara Care Child Care Center, Inc.
 Funds: Surcharge assessed faculty and staff using child care services.
 Period: September 1, 1994 through August 31, 1995
 Title/Description: Agreement for extension of child care services to continue their operation of a child care facility on the campus for the children and dependents of the UTEP students, staff and faculty.
 HUB: No

(FUNDS GOING OUT)

3. Agency: ECA Companies of Texas, Inc.
 Funds: 5% of premiums paid, but not less than \$10,000 nor more than \$15,000
 Period: September 1, 1994 through August 31, 1995
 Title/Description: To provide health insurance advice and services to students enrolling for health insurance benefits at UTEP.
 HUB: No

(BUSINESS CONTRACTS SUPPLEMENTAL INFORMATION)

Total Number of Contracts:	3
Total Number Awarded to HUBS:	0
% of Total Number of Contracts Awarded to HUBS:	0%
Total Funds:	Undetermined
Total Funds Awarded to HUBS:	\$0
% of Total Funds Awarded to HUBS:	0%

U. T. BOARD OF REGENTS' MEETING

December 1, 1994

CONTRACTS AND GRANTS FOR RESEARCH, DEVELOPMENT, CLINICAL AND EDUCATIONAL SERVICES

Since the Docket for the previous meeting of the U. T. Board of Regents, the following activity has taken place with regard to Contracts and Grants for Research, Development, Clinical and Educational Services:

A. Number of Initial Grant and Contract Awards

<u>Docket Item #</u>	<u>Total Funds In</u>	<u>Total Funds Out</u>	<u>Support Materials</u>
FY 95 37-52	\$2,087,033.00		Report of Awards
FY 95 85-89	\$ 20,381.75	\$ 2,600.00	Report of IACs
FY 95 90-94	\$ 97,037.00	\$ 2,180.00	Report of Contracts

B. Number of Fiscal Amendments to Grant and Contract Awards
(Increasing or Decreasing by \$10,000 or More)

<u>Docket Item #</u>	<u>Total Funds In</u>	<u>Total Funds Out</u>	<u>Support Materials</u>
FY 95 53-84	\$1,100,229.11		Report of Awards
			Report of IACs
			Report of Contracts

U. T. BOARD OF REGENTS' MEETING

December 1, 1994

CONTRACTS OR GRANTS OVER \$500,000

The following contract or grant in an amount over \$500,000, has been awarded, has been administratively approved by the Executive Vice Chancellor for Academic Affairs as required, and is recommended for ratification by the U. T. Board of Regents.

(FUNDS COMING IN)

1. Grantor: National Institutes of Health
National Center for Research Resources
No.: 5 G12 RR08124-03
New Funds: \$1,049,780
Current Period: September 30, 1994 - September 29, 1995
Title/Description: Dr. John Bristol, College of Science, "Border Biomedical Research Center - Year 3".

U. T. BOARD OF REGENTS' MEETING

December 1, 1994

STANDARD AFFILIATION AGREEMENTS

The following affiliation agreements have been administratively approved by the Executive Vice Chancellor for Academic Affairs and follow one of the standard formats approved by the U. T. Board of Regents and the Office of General Counsel.

Facility: Counseling Services, El Paso, Texas
Date: July 11, 1994
Purpose: To provide educational experiences for College of Education Educational Psychology and Special Services students.

Facility: Secure Corrections, Inc. (SECOR), El Paso, Texas
Date: September 9, 1994
Purpose: To provide educational experiences for College of Education Educational Psychology and Special Services students.

Facility: Visiting Nurse Association, El Paso, Texas
Date: August 30, 1994
Purpose: To provide educational experiences for College of Liberal Arts Social Work students.

U. T. BOARD OF REGENTS' MEETING

December 1, 1994

TRADEMARK LICENSE AGREEMENTS

The following agreements have been awarded, have been approved by the Office of General Counsel, and are recommended for ratification by the U. T. Board of Regents. All product approvals are in accordance with Paragraphs 10.1(C) and 11.1 of the Trademark Agreement.

Licensee:	Bleacher Comfort, LLC. 2827 South Rodeo Gulch Road, #1 Soquel, California 95076
Fee-Royalty:	\$50, 6%
Period:	September 1, 1994 - December 31, 1996
Description:	Stadium chairs and stadium cushions.
Licensee:	A.T. Cross Company One Albion Road Lincoln, Rhode Island 02865-3700
Fee-Royalty:	\$50, 6%
Period:	August 1, 1994 - December 31, 1996
Description:	Cross brand writing instruments.
Licensee:	Topsox, Division of Four Star Hosiery, Ltd. 677 Southwest Street High Point, North Carolina 27620
Fee-Royalty:	\$100, 7%
Period:	August 1, 1994 - December 31, 1996
Description:	Athletic socks, wrist bands and baby booties.

THE UNIVERSITY OF TEXAS AT EL PASO

U. T. BOARD OF REGENTS' MEETING

December 1, 1994

AMENDMENTS TO THE 1994-95 BUDGET

The term "rate" for academic institutions is the full-time nine-month base rate and for health institutions is the full-time twelve-month base rate; for other personnel it is the full-time rate, the appointee receiving a proportionate amount depending upon the fraction of time for which he is appointed and the period of his appointment. Source of funds for payment of salaries, unless otherwise shown, is the departmental salaries account.

<u>Department, Title, Name</u>	<u>Effective Date</u>	<u>% Time</u>	<u>Full-time Salary</u>		<u>RBC</u>
			<u>No. Mos.</u>	<u>Rate</u>	
<u>APPOINTMENTS, PROMOTIONS, AND SALARY INCREASES</u>					
GENERAL ADMINISTRATION AND STUDENT SERVICES					
LIBRARY					
University Librarian					6
1. Patricia M. Larsen	11/14	100	12	75,000	
COLLEGE OF LIBERAL ARTS					
English					
2. Margaret A. Smith (Tenure)					4
From: Associate Professor		100	09	34,724	
To: Associate Professor	9/1	100	09	38,724	
COLLEGE OF SCIENCE					
Biological Sciences/Office of the Dean					
3. Jack Bristol (Tenure)					5
From: Professor		100	09	63,000	
To: Professor/Dean	9/1	33	09	63,000	
	9/1	67	12	90,000	
LIBRARY ENTERPRISE FUNDS					
Intercollegiate Athletics					
4. Don L. Haskins					1
From: Head Coach (Basketball)		100	12	73,308	
To: Head Coach (Basketball)	9/1	100	12	117,808	
Coach					
5. Robert L. Baker	9/6	100	12	21,500	2
Coach					
6. Jere Pelletier	9/1	100	12	20,000	3

U. T. BOARD OF REGENTS' MEETING

December 1, 1994

OTHER FISCAL ITEMS

following agreement has been awarded, has been approved by the Executive
e Chancellor for Academic Affairs and is recommended for ratification by
U.T. Board of Regents.

Item: Head Football Coach

Funds: Current salary rate with legislative mandated cost of living
increase and applicable performance incentives.

Period: January 1, 1994 through December 31, 1997

Description: Agreement for employment of Head Football Coach,
Charles B. Bailey, for the above designated period.
During such period, Mr. Bailey shall perform such
duties and responsibilities as may be assigned from
time to time by the Athletic Director. His
performance shall be subject to periodic review by the
Athletic Director and, at his discretion, he may be
relieved of duties as Head Football Coach and assigned
to other duties within the Athletic Department for the
period remaining under this agreement. In the event of
such reassignment, the sole compensation for the
performance of such reassigned duties and
responsibilities shall be an annual salary of \$100,000
effective on the date of reassignment. Such employment
under this agreement is subject to the Constitution
and Bylaws of the National Collegiate Athletic
Association and the Western Athletic Conference, the
Rules and Regulations of the Board of Regents of The
University of Texas System and The University of Texas
at El Paso. The violation of the provisions of such
constitution, bylaws, rules or regulations shall be
grounds for appropriate disciplinary action, including
dfssuspension without pay or dismissal.

The University of Texas
Pan American

Office of the President

(210) 381-2100
(210) 381-2150 FAX

THE UNIVERSITY OF TEXAS-PAN AMERICAN

910

October 14, 1994

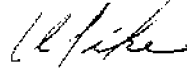
James P. Duncan
Executive Vice Chancellor
for Academic Affairs
University of Texas System
Colorado Street
Edinburg, Texas 78701

Dr. Duncan: *jm*

The docket for the December 1, 1994 meeting of the Board of Regents is submitted for your recommendation and presentation to the Board.

I recommend approval.

Sincerely,



Miguel A. Nevarez
President

l:dt

U. T. BOARD OF REGENTS' MEETING

DECEMBER 1, 1994

TABLE OF CONTENTS

	<u>Page No.</u>
ts from Private Donors and Foundations (including Endowment tching Fund Allocation)	PA-3
tracts and Grants for Research, Development, Clinical d Educational Services	PA-4
ellectual Property Licenses Software License and Distribution Agreements	PA-5

U. T. BOARD OF REGENTS' MEETING

DECEMBER 1, 1994

GIFTS FROM PRIVATE DONORS AND FOUNDATIONS

The following gift has been received and is recommended for acceptance by the U. T. Board of Regents:

<u>Donor</u>	<u>Purpose</u>	<u>Amount</u>
Electronic Card Minaturization, Inc. 6505 Luckenbach Lane Austin, TX 78729	Pledge/Engineering Program	\$ 45,000.00***

*Noncash gift - other. The amount stated is the estimated value on the date receipt by the institution.

U. T. BOARD OF REGENTS' MEETING

DECEMBER 1, 1994

CONTRACTS AND GRANTS FOR RESEARCH, DEVELOPMENT, CLINICAL AND EDUCATIONAL SERVICES

Since the Docket for the previous meeting of the U. T. Board of Regents, the following activity has taken place with regard to Contracts and Grants for Research, Development, Clinical and Educational Services:

Number of Initial Grant and Contract Awards

<u>Docket Item #</u>	<u>Total Funds In</u>	<u>Total Funds Out</u>	<u>Support Materials</u>
FY 95 8-25	\$2,447,080	\$ 1,494	Report of Awards
FY 95 26	\$ 3,000		Report of IACs
FY 95 27-33	\$ 102,876	\$ 5,366	Report of Contracts

Number of Fiscal Amendments to Grant and Contract Awards
(Increasing or Decreasing by \$10,000 or More)

<u>Docket Item #</u>	<u>Total Funds In</u>	<u>Total Funds Out</u>	<u>Support Materials</u>
			Report of Awards
			Report of IACs
			Report of Contracts

U. T. BOARD OF REGENTS' MEETING

DECEMBER 1, 1994

SOFTWARE LICENSE AND DISTRIBUTION AGREEMENTS

The following agreement has been awarded, approved by the Office of General Counsel and is recommended for ratification by the U. T. Board of Regents.

(FUNDS GOING OUT)

Licensee:	Construction Data Services
Fee-Royalty:	\$950.00 (License Fee)
Period:	July 26, 1994 - no expiration
Description:	Contract is for purchase of Software License from Construction Data Service for master documents services.

October 19, 1994

Dr. James P. Duncan
Executive Vice Chancellor
for Academic Affairs
University of Texas System
1000 Colorado Street
Austin, Texas 78701

Dear Dr. Duncan:

The docket for the December 1, 1994 meeting of the Board of Regents is submitted for your recommendation and presentation to the Board.

I recommend approval.

Sincerely,

A handwritten signature in black ink, appearing to read 'Charles A. Sorber', written over a horizontal line.

Charles A. Sorber
President

cc:sh

U. T. BOARD OF REGENTS' MEETING

DECEMBER 1, 1994

TABLE OF CONTENTS

	<u>Page No.</u>
Intellectual Property Licenses	
Trademark License Agreements	PB-3

U. T. BOARD OF REGENTS' MEETING

DECEMBER 1, 1994

TRADEMARK LICENSE AGREEMENTS

The following agreement has been awarded, has been approved by the Office of General Counsel, and is recommended for ratification by the U. T. Board of Regents. All product approvals are in accordance with Paragraphs 10.1(C) and (D) and 11.1 of the Trademark Agreement.

Licensee:	Imprinted Products Corporation 9737 Aero Drive San Diego, CA 92123-1823
Fee-Royalty:	\$0, 6%
Period:	July 1, 1994 - December 31, 1996
Description:	Novelties and Collectibles; which includes but is not limited to: glassware, ceramics, plasticware, paper products, writing instruments, key tags/key chains, lapel pins, bumper stickers, spirit button and decals.

October 20, 1994

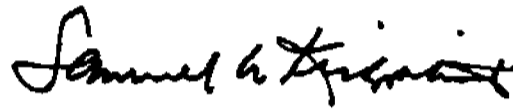
James P. Duncan
Executive Vice Chancellor
for Academic Affairs
University of Texas System
Colorado Street
Austin, Texas 78701

Dear Dr. Duncan:

The docket for the December 1, 1994 meeting of the Board of Regents is submitted for your recommendation and presentation to the Board.

I recommend approval.

Sincerely,



Samuel A. Kirkpatrick
President

:srm

U. T. BOARD OF REGENTS' MEETING

DECEMBER 1, 1994

TABLE OF CONTENTS

	<u>Page No.</u>
Gifts from Private Donors and Foundations (including Endowment Matching Fund Allocation)	SA-3
Business Contracts for Services (including Minor Construction Projects)	SA-4
Contracts and Grants for Research, Development, Clinical and Educational Services	SA-6
Standard Affiliation Agreements (including Standard Agreement of Academic Cooperation with Foreign Institutions)	SA-7
Intellectual Property Licenses	
Trademark License Agreements	SA-8

U. T. BOARD OF REGENTS' MEETING

DECEMBER 1, 1994

GIFTS FROM PRIVATE DONORS AND FOUNDATIONS

The following gift has been received and is recommended for acceptance by the U. T. Board of Regents:

<u>Donor</u>	<u>Purpose</u>	<u>Amount</u>
USAA Federal Savings Bank Jack M. Antonini President/CEO 10750 McDermott Freeway San Antonio, TX 78288-0544	Engineering/Biosciences Initiative	200,000.00

NO PUBLICITY

The following nonmonetary gift has also been received:

Sun Microsystems Computer Corporation Corporate Tax Department Mr. Jeff Arnst, Manager Instructional Technologies 2550 Garcia Avenue Mountain View, CA 94043-1100	Eight CL+ Color Printers for instruction and research in the Math and Computer Science division	31,960.00***
--	--	--------------

*No letter of transmittal from the donor.

**Noncash gift - unsold stock. The amount stated is the value of the stock on the date of receipt by the institution.

***Noncash gift - other. The amount stated is the estimated value on the date of receipt by the institution.

U. T. BOARD OF REGENTS' MEETING

DECEMBER 1, 1994

BUSINESS CONTRACTS FOR SERVICES

The following contract has been awarded, has been administratively approved by the Executive Vice Chancellor for Academic Affairs and is recommended for ratification by the U. T. Board of Regents:

(FUNDS GOING OUT)

Agency: Xerox Corporation
Funds: \$45,000 plus \$.023 per copy above 1,016,000 copies per month.
Period: May 27, 1994 through May 26, 1999
Title/Description: Xerox Corporation agrees to operate and manage the photocopying, reproduction and printing services formerly performed by UTSA Copier Services, Duplicating Services, and University Center Copy Shop.
HUB: No

U. T. BOARD OF REGENTS' MEETING

DECEMBER 1, 1994

BUSINESS CONTRACTS FOR SERVICES
(Continued)**(BUSINESS CONTRACTS SUPPLEMENTAL INFORMATION)**

Total Number of Contracts:	1
Total Number Awarded to HUBS:	<u>0</u>
% of Total Number of Contracts Awarded to HUBS:	0%
Total Funds:	\$45,000
Total Funds Awarded to HUBS:	<u>\$ 0</u>
% of Total Funds Awarded to HUBS:	0%

BUILDING SPACE LEASES: The following building space lease has been awarded, has been administratively approved by the Executive Vice Chancellor for Academic Affairs and is recommended for ratification by the U. T. Board of Regents:

(FUNDS GOING OUT)

2. Agency:	Mr. Norman Harwell
Funds:	\$2,483.46 per month
Period:	July 1, 1994 through June 30, 1997
Title/Description:	Lease 3402 square feet in Babcock Center as operational space for duplicating and photocopying services.

U. T. BOARD OF REGENTS' MEETING

DECEMBER 1, 1994

CONTRACTS AND GRANTS FOR RESEARCH, DEVELOPMENT, CLINICAL AND EDUCATIONAL SERVICES

Since the Docket for the previous meeting of the U. T. Board of Regents, the following activity has taken place with regard to Contracts and Grants for Research, Development, Clinical and Educational Services:

A. Number of Initial Grant and Contract Awards

<u>Docket Item #</u>	<u>Total Funds In</u>	<u>Funds Out</u>	<u>Support Materials</u>
<u>FY 95 12-34</u>	<u>\$2,509,175</u>	<u></u>	Report of Awards
<u>FY 95 52-58</u>	<u>\$ 53,200</u>	<u>\$ 177,718</u>	Report of IACs
<u>FY 95 59</u>	<u>N/A</u>	<u>N/A</u>	Report of Contracts

B. Number of Fiscal Amendments to Grant and Contract Awards (Increasing or Decreasing by \$10,000 or More)

<u>Docket Item #</u>	<u>Total Funds In</u>	<u>Funds Out</u>	<u>Support Materials</u>
<u>FY 95 35-51</u>	<u>\$ 700,226</u>	<u></u>	Report of Awards
<u></u>	<u></u>	<u></u>	Report of IACs
<u></u>	<u></u>	<u></u>	Report of Contracts

U. T. BOARD OF REGENTS' MEETING

DECEMBER 1, 1994

STANDARD AFFILIATION AGREEMENTS

The following agreement of academic cooperation with a foreign institution has been administratively approved by the Executive Vice Chancellor for Academic Affairs and follows the standard format approved by the U. T. Board of Regents.

1. Facility: Queensland University of Technology
Brisbane, Australia
Date: Effective June 15, 1994 - June 14, 1999
Purpose: The University of Texas at San Antonio and Queensland University of Technology will co-sponsor a Student Exchange Program.

U. T. BOARD OF REGENTS' MEETING

DECEMBER 1, 1994

TRADEMARK LICENSE AGREEMENTS

The following agreement has been awarded, has been approved by the Office of General Counsel, and is recommended for ratification by the U. T. Board of Regents. All product approvals are in accordance with Paragraphs 10.1(C) and (D) and 11.1 of the Trademark Agreement.

1. Licensee: AMPAD Corporation
Dallas, Texas 75252
- Fee-Royalty: \$50, 6%
- Period: September 1, 1994 - December 31, 1996
- Description: Wire-bound Notebooks and other paper products.

October 19, 1994

Dr. James P. Duncan
Executive Vice Chancellor
for Academic Affairs
The University of Texas System
601 Colorado Street
Austin, Texas 78701

Dear Dr. Duncan:

The docket for the December 1, 1994, meeting of the Board of Regents is submitted for your recommendation and presentation to the Board.

I recommend approval.

Sincerely,


George F. Hamm
President

GFH:mw

TABLE OF CONTENTS

	<u>Page No.</u>
Gifts from Private Donors and Foundations.	TA-3
Business Contracts for Services (including Building Space Leases)	TA-4
Contracts and Grants for Research, Development, Clinical and Educational Services	TA-5
Standard Affiliation Agreements.	TA-6
Catalog Changes	TA-7

THE UNIVERSITY OF TEXAS AT TYLER

U. T. BOARD OF REGENTS' MEETING

DECEMBER 1, 1994

GIFTS FROM PRIVATE DONORS AND FOUNDATIONS

The following gift has been received and is recommended for acceptance by the U. T. Board of Regents:

<u>Donor</u>	<u>Purpose</u>	<u>Amount</u>
1. R. W. Fair Foundation P. O. Box 689 Tyler, TX 75710	To fund the Fine and Performing Arts Center	\$ 50,000.00*

*No letter of transmittal from the donor.

THE UNIVERSITY OF TEXAS AT TYLER

U. T. BOARD OF REGENTS' MEETING

DECEMBER 1, 1994

BUSINESS CONTRACTS FOR SERVICES

BUILDING SPACE LEASES: The following building space lease has been awarded, has been administratively approved by the Executive Vice Chancellor for Academic Affairs, and is recommended for ratification by the U. T. Board of Regents:

(FUNDS GOING OUT)

1. Agency: The University of Texas at Tyler
Educational Foundation, Inc.
Funds: \$3,500 per month
Period: September 1, 1994, through August 31, 1996
Title/Description: Modification, renewal, and extension of
lease-option agreement for U.T. Tyler
President's residence

DECEMBER 1, 1994

CONTRACTS AND GRANTS FOR RESEARCH, DEVELOPMENT, CLINICAL
AND EDUCATIONAL SERVICES

Since the Docket for the previous meeting of the U. T. Board of Regents, the following activity has taken place with regard to Contracts and Grants for Research, Development, Clinical and Educational Services:

A. Number of Initial Grant and Contract Awards

<u>Docket Item #</u>	<u>Total Funds In</u>	<u>Total Funds Out</u>	<u>Support Materials</u>
<u>FY 95 4</u>	<u>\$ 25,131</u>	<u></u>	<u>Report of Awards</u>
<u></u>	<u></u>	<u></u>	<u>Report of IACs</u>
<u>FY 95 5</u>	<u>\$ 0</u>	<u></u>	<u>Report of Contracts</u>

B. Number of Fiscal Amendments to Grant and Contract Awards
(Increasing or Decreasing by \$10,000 or More)

<u>Docket Item #</u>	<u>Total Funds In</u>	<u>Total Funds Out</u>	<u>Support Materials</u>
<u></u>	<u></u>	<u></u>	<u>Report of Awards</u>
<u></u>	<u></u>	<u></u>	<u>Report of IACs</u>
<u></u>	<u></u>	<u></u>	<u>Report of Contracts</u>

THE UNIVERSITY OF TEXAS AT TYLER

U. T. BOARD OF REGENTS' MEETING

DECEMBER 1, 1994

STANDARD AFFILIATION AGREEMENTS

The following affiliation agreement has been administratively approved by the Executive Vice Chancellor for Academic Affairs and follows one of the standard formats approved by the U. T. Board of Regents and the Office of General Counsel.

1. Facility: Park Place Nursing Center
Tyler, Texas
Date: September 1, 1994
Purpose: To provide educational experiences

U. T. BOARD OF REGENTS' MEETING

DECEMBER 1, 1994

CATALOG CHANGES

The following listing summarizes the substantive changes proposed to the Catalog of The University of Texas at Tyler. These catalog changes have been administratively approved by the Executive Vice Chancellor for Academic Affairs and the Office of General Counsel.

Undergraduate and Graduate Catalog for 1994-96

<u>Page Number(s)</u>	<u>Summary of Proposed Substantive Change</u>
32	It is clarified that certain students enrolled in health related courses involving direct patient contact are required to have certain immunizations.
41	New section entitled "Grievance Procedures" which addresses academic and non-academic grievances and discrimination complaints.

THE UNIVERSITY OF TEXAS SOUTHWESTERN MEDICAL CENTER AT DALLAS

October 18, 1994


Dr. Charles B. Mullins
Executive Vice Chancellor
for Health Affairs
The University of Texas System
601 Colorado Street
Austin, Texas 78701

Dear Dr. Mullins:

The docket for the December 1, 1994 meeting of the Board of Regents is submitted for your recommendation and presentation to the Board.

I recommend approval.

Sincerely,



Kern Wildenthal, M.D., Ph.D.
President

KW:sb

U. T. BOARD OF REGENTS' MEETING

DECEMBER 1, 1994

TABLE OF CONTENTS

	<u>Page No.</u>
Gifts from Private Donors and Foundations (including Endowment Matching Fund Allocation)	HD-3
Business Contracts for Services (including Minor Construction Projects)	HD-6
Contracts and Grants for Research, Development, Clinical and Educational Services	HD-9
Over \$500,000	HD-10
Foreign	HD-12
Amendments to the 1993-94 Budget	HD-14
(including faculty and staff appointments and changes in status and transfers of funds within existing budget totals)	

U. T. BOARD OF REGENTS' MEETING

DECEMBER 1, 1994

GIFTS FROM PRIVATE DONORS AND FOUNDATIONS

The following gifts have been received and are recommended for acceptance by the U. T. Board of Regents:

<u>Donor</u>	<u>Purpose</u>	<u>Amount</u>
1. Houston Pipeline Company Foundation 415 Smith, Suite 5010 Houston, TX 77002	Support the Program in Excellence in Postgraduate Medical Research. Wire transfer that is a third installment of pledge.	\$ 1,209,516.00*
2. Howard Hughes Medical Institute 4000 Jones Bridge Road Chevy Chase, MD 20815-6789	Support the Medical Scientist Training Program for the year 1994-1995.	165,000.00
3. Louisiana State University Medical Center Foundation 1542 Tulane Avenue New Orleans, LA 70112	Support Continuing Education programs and activities in the Department of Obstetrics and Gynecology.	40,860.00*
4. Merck & Co., Inc. Sumneytown Pike P. O. Box 4 West Point, PA 19486	First payment in a pledge of \$250,000 to support the MD/PhD program over the next five years.	50,000.00
5. Perot Foundation 1700 Lakeside Square 12377 Merit Drive Dallas, TX 75251	Program 3 of the Perot Family Gift.	278,750.00
6. Southwestern Bell Foundation One Bell Plaza Room 3621 Dallas, TX 75202	Final installment on a commit- ment of \$60,000 to support the Summer Research Program for Minority High School Students and Science Teachers.	30,000.00*
7. Southwestern Medical Foundation 6303 Forest Park Suite 1000 Dallas, TX 75235	Support the ongoing biobehavioral brain research and to provide start-up funds for new investigators in the same area.	160,000.00
8. Southwestern Medical Foundation 6303 Forest Park Suite 1000 Dallas, TX 75235	Support the academic scholar- ship program of UT South- western Medical School.	26,200.00
9. Southwestern Medical Foundation 6303 Forest Park Suite 1000 Dallas, TX 75235	Grant from the Robert T. and Ruby N. Priddy Fund in support of the Clinical Research Unit of the Bone and Joint Center.	150,000.00

*No letter of transmittal from the donor.

U. T. BOARD OF REGENTS' MEETING

DECEMBER 1, 1994

GIFTS FROM PRIVATE DONORS AND FOUNDATIONS
(Continued)

The following gifts have been received and are recommended for acceptance by the U. T. Board of Regents:

<u>Donor</u>	<u>Purpose</u>	<u>Amount</u>
10. Southwestern Medical Foundation 6303 Forest Park Suite 1000 Dallas, TX 75235	Support the E. E. Fogelson and Greer Garson Fogelson Distinguished Chair in Urology.	42,978.63
11. Southwestern Medical Foundation 6303 Forest Park Suite 1000 Dallas, TX 75235	Support the Dallas Rehabilitation Institute Distinguished Chair in Orthopaedic Rehabilitation.	26,530.18
12. Southwestern Medical Foundation 6303 Forest Park Suite 1000 Dallas, TX 75235	Support the Hall B. and Mary Lucile Shannon Distinguished Chair in Surgery.	100,178.00
13. Southwestern Medical Foundation 6303 Forest Park Suite 1000 Dallas, TX 75235	Support the Distinguished Chair in Human Nutrition.	34,266.89
14. Southwestern Medical Foundation 6303 Forest Park Suite 1000 Dallas, TX 75235	Support the Alvin Baldwin, Jr. Chair in Surgery.	26,430.11
15. Tenneco Gas, Inc. P. O. Box 2511 Houston, TX 77252-2511	Wire transfer to support the Program in Excellence in Postgraduate Medical Research. Third installment of six-year commitment.	484,484.00*

*No letter of transmittal from the donor.

U. T. BOARD OF REGENTS' MEETING

DECEMBER 1, 1994

GIFTS FROM PRIVATE DONORS AND FOUNDATIONS
(Continued)

It is recommended that the following additional gifts to previously established endowments be accepted and that matching fund allocations as shown below be approved. The matching fund allocations have the approval of the Executive Vice Chancellor for Health Affairs.

<u>Donor Name and Endowment Name</u>	<u>Additional Gift</u>	<u>Matching Allocation*</u>	<u>Matching Source</u>
16. Dehlinger, Peter & Jean D. Professorship in Biomedical Science CTF # 57-4002-1321	\$ 1,100	\$ 1,100	B
17. Test, Lydia Bryant Professorship in Psychiatric Research CTF # 57-4001-6521	10,000	10,000	B
18. Wildenthal, Doris & Bryan Professorship CTF # 57-4001-5721	3,050	3,050	B

- A Anonymous Challenge Gift Pool Fund (CTF 57-4001-3922)
 B Research Challenge Pool Fund (CTF 57-4001-3822)
 C Eminent Scholar Matching
 * Transfer Value

U. T. BOARD OF REGENTS' MEETING

DECEMBER 1, 1994

BUSINESS CONTRACTS FOR SERVICES

The following contracts have been awarded, have been administratively approved by the Executive Vice Chancellor for Health Affairs and are recommended for ratification by the U. T. Board of Regents:

(FUNDS GOING OUT)

1. Agency: Accuray, Incorporated
 Funds: Amendment decreases contract by \$100,000
 for a new contract total of \$1,500,000
 Period: September 9, 1994
 Title/Description: Amendment changing the delivery site of the Accuray
 Neurotron 1000 System, and decreasing the contract
 total by \$100,000.
 HUB: No
2. Agency: Baker Campbell Associates
 Funds: \$10,000
 Period: June 20, 1994 through August 15, 1994
 Title/Description: Renewal of the study of the volume of purchases being
 conducted with Historically Underutilized Businesses
 (HUBs).
 HUB: African American
3. Agency: NationsBank of Texas, N.A.
 Funds: Compensation will be made according to the Bank's
 customary fee schedule.
 Period: July 8, 1994 through termination by either party
 Title/Description: Lockbox services.
 HUB: No
4. Agency: Perot Systems Corporation
 Funds: \$19,000
 Period: June 6, 1994 through August 31, 1994
 Title/Description: Provide management services for the Information
 Resources organization by defining and documenting a
 Security Standards Program.
 HUB: No
5. Agency: Policy Management Systems Corporation (PMS)
 Funds: PMS will bill requesting party
 Period: Beginning September 1, 1994 and extending for three
 years, through August 31, 1997
 Title/Description: Patient records copy services.
 HUB: No
6. Agency: T. L. Thompson & Associates, Inc.
 Funds: 25% collection fee for ledger placement and 18%
 collection fee for tape and electronic placements on
 the delinquent balance of each account collected
 without the filing of a suit. The percentage
 collection fee shall be based on the money actually
 collected which is past due and which is deposited in
 the University's bank account.
 Period: Beginning May 24, 1994 for one year, renewable for
 subsequent years on an annual basis, if neither party
 requests termination.
 Title/Description: Collection services.
 HUB: No

U. T. BOARD OF REGENTS' MEETING

DECEMBER 1, 1994

BUSINESS CONTRACTS FOR SERVICES
(Continued)

7. Agency: United Revenue Corporation
 Funds: 30% collection fee on the delinquent balance of each account collected without the filing of suit. The percentage collection fee shall be based on the money actually collected which is past due and which is deposited in the University's bank account.
 Period: Beginning May 24, 1994 for one year, renewable for subsequent years on an annual basis, if neither party requests termination.
 Title/Description: Collection services.
 HUB: No

MINOR CONSTRUCTION PROJECTS, as authorized by U. T. Board of Regents' Rules and Regulations, Part Two, Chapter VIII, Section 4 (Contracts related to Minor New Construction Projects costing \$300,000 or less and Minor Repair and Remodeling Projects costing \$600,000 or less.)

8. Contractor: Access Services, Inc.
 Amount: \$3,967
 Source of Funds: NC EXP PH II-L BLDG WALKWAY
 Date of Contract: September 15, 1994
 Estimated Completion Date: October 30, 1994
 Project Title: "L" Building Site Modifications
 (Installation of Automatic Door Operator at L3.1 Corridor)
 Brief Description: Installation of automatic swinging door operators.
 HUB: No
9. Contractor: Access Services, Inc.
 Amount: \$3,721
 Source of Funds: NC EXP PH II-L BLDG WALKWAY
 Date of Contract: August 9, 1994
 Estimated Completion Date: September 23, 1994
 Project Title: Installation of Automatic Swinging Door Operators at L3.2 Corridor
 Brief Description: Installation of automatic swinging door operators.
 HUB: No

U. T. BOARD OF REGENTS' MEETING

DECEMBER 1, 1994

BUSINESS CONTRACTS FOR SERVICES
(Continued)**(BUSINESS CONTRACTS SUPPLEMENTAL INFORMATION)**

Total Number of Contracts:	9
Total Number Awarded to HUBS:	1
African American	1 (11%)
% of Total Number of Contracts Awarded to HUBS:	11%

Total Funds:	\$1,536,688
Total Funds Awarded to HUBS:	\$10,000
Asian Pacific American	\$10,000
% of Total Funds Awarded to HUBS:	.06%

BUILDING SPACE LEASES: The following building space leases have been awarded, have been administratively approved by the Executive Vice Chancellor for Health Affairs and are recommended for ratification by the U. T. Board of Regents:

(FUNDS GOING OUT)

10. Agency: MacArthur Liquidating Trust, by John D. and Catherine T. MacArthur Foundation
 Funds: 9/1/94-3/31/95 \$259,251.92 annually
 4/1/95-3/31/96 \$278,096.76 annually
 4/1/96-3/31/97 \$291,902.60 annually
 4/1/97-3/31/98 \$306,365.73 annually
 Period: September 1, 1994 through March 31, 1998
 Title/Description: Lease addendum to Frito Lay Tower and Exchange Park Mall adding 1,320 square feet on the mall level for use by the UT System Workers' Compensation Office.
11. Agency: Southwest Portfolio Partnership
 Funds: \$4,772.16 per month for months two through thirteen (5/1/94-4/30/95), \$4,989.08 per month for months fourteen through twenty-five (5/1/95-4/30/96), and \$5,206.00 per month for months twenty-six through thirty-seven (5/1/96-4/30/97)
 Period: April 1, 1994 through April 30, 1997
 Title Description: Second amendment covering approximately 10,412 square feet of the Record Crossing Office/Showroom Condominium Building located at 1311, 1319, 1321, and 1323 Record Crossing, Dallas, Texas.

U. T. BOARD OF REGENTS' MEETING

DECEMBER 1, 1994

CONTRACTS AND GRANTS FOR RESEARCH, DEVELOPMENT, CLINICAL
AND EDUCATIONAL SERVICES

Since the Docket for the previous meeting of the U. T. Board of Regents, the following activity has taken place with regard to Contracts and Grants for Research, Development, Clinical and Educational Services:

A. Number of Initial Grant and Contract Awards

<u>Docket Item #</u>	<u>Total Funds In</u>	<u>Total Funds Out</u>	<u>Support Materials</u>
FY 95 282-453	\$ 12,831,750.49		Report of Awards
FY 95 454-466	\$ 3,287,452.00	\$ 77,203.56	Report of IACs
FY 95 468-529	\$ 2,394,198.49	\$ 474,558.80	Report of Contracts

B. Number of Fiscal Amendments to Grant and Contract Awards
(Increasing or Decreasing by \$10,000 or More)

<u>Docket Item #</u>	<u>Total Funds In</u>	<u>Total Funds Out</u>	<u>Support Materials</u>
			Report of Awards
FY 95 467	\$ 8,000.00		Report of IACs
FY 95 530-531	\$ 200,000.00		Report of Contracts

U. T. BOARD OF REGENTS' MEETING

DECEMBER 1, 1994

CONTRACTS OR GRANTS OVER \$500,000

The following contracts or grants in an amount over \$500,000, have been awarded, have been administratively approved by the Executive Vice Chancellor for Health Affairs as required, and are recommended for ratification by the U. T. Board of Regents.

(FUNDS COMING IN)

1. Grantor: National Institutes of Health
National Institute of Arthritis and Musculoskeletal and Skin Diseases
No.: 5-P50-AR39169-08
New Funds: \$938,869
Current Period: September 1, 1994 - August 31, 1995
Title/Description: SCOR In Rheumatoid Arthritis
2. Grantor: National Institutes of Health
National Institute of Arthritis and Musculoskeletal and Skin Diseases
No.: 5-P30-AR41940-03
New Funds: \$550,285
Current Period: September 1, 1994 - August 31, 1995
Title/Description: Skin Disease Research Core Center
3. Grantor: National Institutes of Health
National Institute of Diabetes and Digestive and Kidney Diseases
No.: 5-P01-DK20543-18
New Funds: \$1,333,433
Current Period: September 1, 1994 - August 31, 1995
Title/Description: Formulation of Rational Therapy of Nephrolithiasis
4. Grantor: National Institutes of Health
National Center for Human Genome Research
No.: 2-P01-HG00202-05
New Funds: \$3,999,228
Current Period: August 1, 1994 - July 31, 1995
Title/Description: Structural Studies of Human Chromosome 11
5. Grantor: National Institutes of Health
National Center for Research Resources
No.: 5-P41-RR02584-07
New Funds: \$521,018
Current Period: September 1, 1994 - August 31, 1995
Title/Description: Southwestern Biomedical Magnetic Resonance Facility
6. Grantor: St. Paul Medical Center OB/GYN Program
No.: None
New Funds: \$869,353
Current Period: September 1, 1994 - August 31, 1995
Title/Description: Renewal contract to provide faculty members to participate in the Obstetrics and Gynecology Residency Program

U. T. BOARD OF REGENTS' MEETING

DECEMBER 1, 1994

CONTRACTS OR GRANTS OVER \$500,000
(Continued)

7. Grantor: Zale Lipshy University Hospital
No.: None
New Funds: \$1,752,976 plus fees for Therapy, Speech/Language
Pathology and Vestibular and Head & Neck
Rehabilitation Services
Current Period: September 1, 1993 - August 31, 1994, and continue
thereafter on a month-to-month basis until
terminated by either party
Title/Description: Professional Services

FUNDS OUT

8. Grantor: Zale Lipshy University Hospital
No.: None
New Funds: \$652,450
Current Period: September 1, 1993 - August 31, 1994, and continue
thereafter on a month to month basis until
terminated by either party
Title/Description: Professional Services

U. T. BOARD OF REGENTS' MEETING

DECEMBER 1, 1994

FOREIGN CONTRACTS AND GRANTS FOR RESEARCH,
DEVELOPMENT AND EDUCATIONAL SERVICES

The following contracts and grants with foreign entities or individuals have been awarded, have been administratively approved as required by the Executive Vice Chancellor for Health Affairs, and are recommended for ratification by the U. T. Board of Regents.

(FUNDS COMING IN)

1. Country: Beligum
Business/Entity: Fonds de la Recherche Scientifique Medicale
(Medical Scientific Research Fund)
No.: Grant Letter dated August 19, 1994
New Funds: \$8,000 per year
Current Period: October 1, 1994 - September 30, 1997
Title/Description: Immunotherapy of patients infected by the AIDS virus: Restoration of T auxiliary CD4+ cellular populations modified through genic therapy, and cytotoxic CD8+ initiated through vaccination
2. Country: Canada
Business/Entity: The John P. Robarts Research Institute
No.: Grant Letter dated September 30, 1994
New Funds: \$9,576.57
Current Period: October 1, 1994 - December 31, 1994
Title/Description: North American Cooperative Study of Symptomatic Carotid Endarterectomy
3. Country: Canada
Business/Entity: The John P. Robarts Research Institute
No.: Payment Report dated July 4, 1994
New Funds: \$2,640
Current Period: April 1, 1994 - June 30, 1994
Title/Description: North American Cooperative Study of Symptomatic Carotid Endarterectomy
4. Country: Canada
Business/Entity: The John P. Robarts Research Institute
No.: Grant Letter dated June 28, 1994
New Funds: \$9,208.24
Current Period: July 1, 1994 - September 30, 1994
Title/Description: North American Cooperative Study of Symptomatic Carotid Endarterectomy
5. Country: Germany
Business/Entity: German Academic Exchange Service
No.: Grant Letter dated June 13, 1994
New Funds: \$740.74
Current Period: September 1, 1994 - August 31, 1995
Title/Description: Deutscher Akademischer Austauschdienst (DAAD) Postdoctoral Fellowship for Hendrik Schulze-Koops, M.D.

U. T. BOARD OF REGENTS' MEETING

DECEMBER 1, 1994

FOREIGN CONTRACTS AND GRANTS FOR RESEARCH,
DEVELOPMENT AND EDUCATIONAL SERVICES
(Continued)

(FUNDS GOING OUT)

6. Country: Canada
Business/Entity: Montreal Children's Hospital - McGill University
No.: 5-U01-CA60431-02
New Funds: \$43,657
Current Period: September 1, 1994 - June 30, 1995
Title/Description: Pharmacologic Studies of Acute Lymphoblastic Leukemia
7. Country: Switzerland
Business/Entity: University of Bern, Anatomisches Institut
No.: 5-R01-HL45716-03
New Funds: \$32,878
Current Period: April 1, 1994 - March 31, 1995
Title/Description: Effect of Pneumonectomy and Exercise on Lung Growth

U. T. BOARD OF REGENTS' MEETING

DECEMBER 1, 1994

AMENDMENTS TO THE 1993-94 BUDGET

The term "rate" for academic institutions is the full-time nine-month base rate and for health institutions is the full-time twelve-month base rate; for all other personnel it is the full-time rate, the appointee receiving a proportionate amount depending upon the fraction of time for which he is appointed and the period of his appointment. Source of funds for payment of salaries, unless otherwise shown, is the departmental salaries account.

APPOINTMENTS TO NAMED PROFESSORSHIPS, ENDOWED FELLOWSHIPS, ENDOWED PROFESSORSHIPS, AND ENDOWED CHAIRS - 1993-1994 BUDGET

Appointments were approved through Agenda or Docket action at prior meetings of the Board of Regents, as follows:

<u>Professorship or Chair and Department or School</u>	<u>Academic Rate</u>	<u>Total Compensation including Chair or Professorship Supplement</u>	<u>Effective Date</u>
SOUTHWESTERN MEDICAL SCHOOL			
Biochemistry			
Associate Professor and Holder of the Gifford O. Touchstone, Jr. and Randolph G. Touchstone Distinguished Chair in Diabetes Research			
1. Christopher B. Newgard (Tenure) (RBC 38)	66,600	66,600	8/11

Source of Funds:

\$ 6,905 - State Funds
 7,272 - Grad Program/Biochemistry & Molecular Biology
 6,120 - Stars Program
 46,303 - NIH Funds
\$66,600 - Total Compensation

U. T. BOARD OF REGENTS' MEETING

DECEMBER 1, 1994

AMENDMENTS TO THE 1993-1994 BUDGET
(Continued)

Item, Department, Title, Name	Effective Date	% Time	Full-time Salary		RBC
			No. Mos.	Rate	
<u>APPOINTMENTS, PROMOTIONS, AND SALARY INCREASES</u>					
GENERAL ADMINISTRATION					
Office of Equal Opportunity and Minority Affairs					
Vice President for Human Services Administration					
2. Alberzine Freeman	8/1	100	12	105,000	37
Source of Funds:					
\$101,800 - State Funds					
<u>3,200</u> - Office of Equal Opportunity & Minority Affairs Operating Funds					
<u>\$105,000</u> - Total Compensation					
Office of the President					
Vice President for University Relations					
3. Cynthia B. Bassel	8/1	100	12	120,000	36
Source of Funds:					
\$ 47,525 - State Funds					
<u>72,475</u> - President Special Development					
<u>\$120,000</u> - Total Compensation					
PHYSICAL PLANT					
Physical Plant Administration					
Associate Vice President					
4. Kirby L. Vahle	8/1	100	12	97,000	35
SOUTHWESTERN MEDICAL SCHOOL					
Pediatrics					
Professor (Tenure)					
5. Perrin C. White	8/3	100	12	142,500	34
Source of Funds:					
<u>\$142,500</u> - MSROP - Pediatrics					

THE UNIVERSITY OF TEXAS MEDICAL BRANCH AT GALVESTON

October 20, 1994

Dr. Charles B. Mullins
Executive Vice Chancellor
for Health Affairs
The University of Texas System
601 Colorado Street
Austin, Texas 78701

Dear Dr. Mullins:

The docket for the December 1, 1994 meeting of the Board of Regents is submitted for your recommendation and presentation to the Board.

I recommend approval.

Sincerely,



Thomas N. James, M.D.
President

TNJ:cbk

U. T. BOARD OF REGENTS' MEETING

DECEMBER 1, 1994

TABLE OF CONTENTS

Page No.

Business Contracts for Services (including Minor
Construction Projects) G-3

Contracts and Grants for Research, Development, Clinical
and Educational Services G-4
Over \$500,000 G-5

Standard Affiliation Agreements (including Standard Agreement of
Academic Cooperation with Foreign Institutions) G-6

Amendments to the 1993-94 Budget. G-7
(including faculty and staff appointments and changes in status
and transfers of funds within existing budget totals)

U. T. BOARD OF REGENTS' MEETING

DECEMBER 1, 1994

BUSINESS CONTRACTS FOR SERVICES

The following contracts have been awarded, have been administratively approved by the Executive Vice Chancellor for Business Affairs and are recommended for ratification by the U. T. Board of Regents:

(FUNDS GOING OUT)

MINOR CONSTRUCTION PROJECTS, as authorized by U. T. Board of Regents' Rules and Regulations, Part Two, Chapter VIII, Section 4 (Contracts related to Minor New Construction Projects costing \$300,000 or less and Minor Repair and Remodeling Projects costing \$600,000 or less.)

- 1. Contractor: R.L.H. Construction
- Amount: \$583,535
- Source of Funds: Educational & General
- Date of Contact: August 3, 1994
- Estimated Completion Date: March 31, 1995
- Project Title: Ewing Hall
- Brief Description: Renovations of the ground floor for an NIH SQUID Grant
- HUB: Woman

(BUSINESS CONTRACTS SUPPLEMENTAL INFORMATION)

Total Number of Contracts:	1
Total Number Awarded to HUBS:	1
Women	1 (100%)
% of Total Number of Contracts Awarded to HUBS:	100%

Total Funds:	\$ 583,535
Total Funds Awarded to HUBS:	\$ 583,535
Woman	\$ 583,535
% of Total Funds Awarded to HUBS:	100%

BUILDING SPACE LEASES: The following building space lease has been awarded, has been administratively approved by the Executive Vice Chancellor for Business Affairs and is recommended for ratification by the U. T. Board of Regents:

(FUNDS GOING OUT)

- 2. Agency: R. Dell'Osso, Jr. and D. J. Dell'Osso
- Funds: \$5,927 and \$2,082 per year respectively
- Period: September 1, 1993 through August 31, 1998
- Title/Description: Lease of .40 acres and .14 acres of land located at Holiday Drive and Avenue G in Galveston. This lease will allow ingress and egress to an adjoining parking lot used by UTMB's employees, students and visitors.

U. T. BOARD OF REGENTS' MEETING

DECEMBER 1, 1994

CONTRACTS AND GRANTS FOR RESEARCH, DEVELOPMENT, CLINICAL AND EDUCATIONAL SERVICES

Since the Docket for the previous meeting of the U. T. Board of Regents, the following activity has taken place with regard to Contracts and Grants for Research, Development, Clinical and Educational Services:

A. Number of Initial Grant and Contract Awards

<u>Docket Item #</u>	<u>Total Funds In</u>	<u>Total Funds Out</u>	<u>Support Materials</u>
FY 95 133-181	\$ 4,858,439.00		Report of Awards
FY 95 182-199	\$132,256,215.56	\$1,420,325.60	Report of IACs
FY 95 203-225	\$ 291,953.00	\$ 51,300.00	Report of Contracts

B. Number of Fiscal Amendments to Grant and Contract Awards (Increasing or Decreasing by \$10,000 or More)

<u>Docket Item #</u>	<u>Total Funds In</u>	<u>Total Funds Out</u>	<u>Support Materials</u>
			Report of Awards
FY 95 200-202	\$ 3,279,890.00		Report of IACs
			Report of Contracts

U. T. BOARD OF REGENTS' MEETING

DECEMBER 1, 1994

CONTRACTS OR GRANTS OVER \$500,000

The following contracts or grants in an amount over \$500,000, have been awarded, have been administratively approved by the Executive Vice Chancellor for Business Affairs as required, and are recommended for ratification by the U. T. Board of Regents.

(FUNDS COMING IN)

1. Grantor: The Robert Wood Johnson Foundation
 No.: 24253
 New Funds: \$1,494,850
 Current Period: June 1, 1994 through May 31, 1997
 Title/Description: To provide funding for Generalist Physician Initiative

2. Grantor: Department of Health and Human Services
 Division of Disadvantaged Assistance
 Bureau of Health Professions, HRSA
 No.: 5 D34 MB02049-02
 New Funds: \$502,200
 Current Period: September 1, 1994 through August 31, 1995
 Title/Description: To provide funding for Centers of Excellence - Hispanic

3. Grantor: National Institutes of Health/
 National Institute on Aging
 No.: 5 R01 AG10939-03
 New Funds: \$693,330
 Current Period: July 1, 1994 through June 30, 1995
 Title/Description: To provide funding for the Longitudinal Study of Mexican American Elderly Health

U. T. BOARD OF REGENTS' MEETING

DECEMBER 1, 1994

STANDARD AFFILIATION AGREEMENTS

The following affiliation agreements have been administratively approved by the Executive Vice Chancellor for Health Affairs and follow one of the standard formats approved by the U. T. Board of Regents and the Office of General Counsel.

1. Facility: Denton Nursing Center
Denton, Texas
Date: September 16, 1994
Purpose: To provide educational experiences
2. Facility: Antonio M. Diaz, Jr., M.D.
Brownsville, Texas
Date: August 19, 1994
Purpose: To provide educational experiences
3. Facility: St. Joseph Hospital and Health Center
Bryan, Texas
Date: August 25, 1994
Purpose: To provide educational experiences
4. Facility: University Medical Center
Lubbock, Texas
Date: August 25, 1994
Purpose: To provide educational experiences
5. Facility: A Step Forward-Birth to Three Intervention
Program, Region 19 Education Service Center
El Paso, Texas
Date: August 23, 1994
Purpose: To provide educational experiences
6. Facility: New Mexico Rehabilitation
Albuquerque, New Mexico
Date: August 15, 1994
Purpose: To provide educational experiences
7. Facility: Edinburg Medical Center, Inc.
Edinburg, Texas
Date: August 19, 1994
Purpose: To provide educational experiences

The following agreement of academic cooperation with foreign institutions has been administratively approved by the Executive Vice Chancellor for Health Affairs and follows the standard format approved by the U. T. Board of Regents.

1. Facility: The National University of Colombia
Bogota, Colombia
Date: June 9, 1994
Purpose: To establish a program of exchange and collaboration in areas of interest and benefit to both institutions

U. T. BOARD OF REGENTS' MEETING

DECEMBER 1, 1994

AMENDMENTS TO THE 1993-94 BUDGET

The term "rate" for academic institutions is the full-time nine-month base rate and for health institutions is the full-time twelve-month base rate; for all other personnel it is the full-time rate, the appointee receiving a proportionate amount depending upon the fraction of time for which he is appointed and the period of his appointment. Source of funds for payment of salaries, unless otherwise shown, is the departmental salaries account.

APPOINTMENTS TO NAMED PROFESSORSHIPS, ENDOWED FELLOWSHIPS, ENDOWED PROFESSORSHIPS, AND ENDOWED CHAIRS - 1993-94 BUDGET

Appointments were approved through Agenda or Docket action at prior meetings of the Board of Regents, as follows:

<u>Professorship or Chair and Department or School</u>	<u>Academic Rate</u>	<u>Total Compensation including Chair or Professorship Supplement</u>	<u>Effective Date</u>
SCHOOL OF MEDICINE			
Psychiatry and Behavioral Sciences			
Professor and Chairman Titus Harris, M.D. Endowed Professorship in Psychiatry			
1. Robert M. Hirschfeld (Tenure) (RBC 38)	269,800	269,800	6/10

Source of Funds:

\$130,703 - Psychiatry and Behavioral Science, Faculty Salaries
 4,897 - MSRDP Grant
135,600 - Total Salary
 134,200 - Augmentation - MSRDP Fund
\$269,800 - Total Compensation

U. T. BOARD OF REGENTS' MEETING

DECEMBER 1, 1994

AMENDMENTS TO THE 1993-94 BUDGET
(Continued)

Item, Department, Title, Name	Effective Date	% Time	Full-time Salary		RBC
			No. Mos.	Rate	
<u>APPOINTMENTS, PROMOTIONS, AND SALARY INCREASES</u>					
SCHOOL OF MEDICINE					
Pathology; Dermatology (WOS) Professor					
2. Michael R. McGinnis (Tenure)	8/1	100	12	140,000	36
Surgery; Radiology (WOS)					
3. William H. Nealon (Tenure)					39
From:	Professor, Surgery; Associate Professor, Radiology		100	12	186,472
To:	Professor and Chief, Surgery; Associate Professor, Radiology	8/1	100	12	196,472
Source of Funds:					
\$142,368 - State					
44,104 - MSRDP Grant					
<u>\$186,472 - Total Salary</u>					
10,000 - MSRDP Augmentation					
<u>\$196,472 - Total Compensation</u>					
UNIVERSITY HOSPITALS					
Texas Department of Criminal Justice, Correctional Managed Health Care (TDCJ-CMHC) Executive Director					
4. James E. Riley	7/1	100	12	110,000	37
Source of Funds:					
<u>\$110,000 - Correctional Managed Health Care Administration</u>					
<u>\$110,000 - Total Salary</u>					

M. David Low, M.D., Ph.D.
President

October 20, 1994

Charles B. Mullins, M.D.
Executive Vice Chancellor
for Health Affairs
The University of Texas System
601 Colorado Street
Austin, Texas 78701

Attn: System Budget Office

Dear Dr. Mullins:

The docket for the December 1, 1994 meeting of the Board of Regents is submitted for your recommendation and presentation to the Board.

I recommend approval.

Sincerely,



M. David Low, M.D., Ph.D.
President

MDL:ke

U. T. BOARD OF REGENTS' MEETING

DECEMBER 1, 1994

TABLE OF CONTENTS

	<u>Page No.</u>
Gifts from Private Donors and Foundations (including Endowment Matching Fund Allocation)	HH-3
Business Contracts for Services (including Minor Construction Projects)	HH-4
Contracts and Grants for Research, Development, Clinical and Educational Services	HH-5
Over \$500,000	HH-6
Amendments to the 1993-94 Budget	HH-8
(including faculty and staff appointments and changes in status and transfers of funds within existing budget totals)	
Amendments to the 1994-95 Budget	HH-10
(including faculty and staff appointments and changes in status and transfers of funds within existing budget totals)	

U. T. BOARD OF REGENTS' MEETING

DECEMBER 1, 1994

GIFTS FROM PRIVATE DONORS AND FOUNDATIONS

The following gifts have been received and are recommended for acceptance by the U. T. Board of Regents:

<u>Donor</u>	<u>Purpose</u>	<u>Amount</u>
1. American Legion Auxiliary 709 E. 10th Street Austin, TX 78701-2699	To support the Annual Contribution to the American Legion Auxiliary Fellowship	\$ 30,000.00*
2. The Ellwood Foundation P.O. Box 52482 Houston, TX 77052	To cover two research assistance grants related to significant research programs in the Medical School	30,000.00
3. The Ellwood Foundation P.O. Box 52482 Houston, TX 77052	To support the research currently being conducted by the University of Texas Neuroscience Research Center	50,000.00
4. The Ellwood Foundation P.O. Box 52482 Houston, TX 77052	To support the research currently being conducted by the Laboratory for Neuroendocrinology	100,000.00
5. The Fondren Foundation P.O. Box 2558 Houston, TX 77252-8037	To support the Institute of Molecular Medicine for the Prevention of Human Diseases	50,000.00
5. Hermann Hospital P.O. Box 128 Houston, TX 77001	To provide salary and fringe benefits for the support of Dr. Sam Sukkar and Dr. Michael Hueneke during their tenure as Fellows in Plastic and Reconstructive Surgery	50,000.00
7. Houston Endowment Inc. 600 Travis, Suite 6400 Houston, TX 77002-3007	To support the Jesse H. Jones Fellowship in oral and maxillofacial surgery for the 1994-95 academic year	35,000.00
8. National Kidney Foundation of South Texas 84 N E Loop 410, Ste. 171 San Antonio, TX 78216	To support the scientific efforts of Andrew Kahan, M.D.	30,000.00

*No letter of transmittal from the donor.

U. T. BOARD OF REGENTS' MEETING

DECEMBER 1, 1994

BUSINESS CONTRACTS FOR SERVICES

(FUNDS GOING OUT)

MINOR CONSTRUCTION PROJECTS, as authorized by U. T. Board of Regents' Rules and Regulations, Part Two, Chapter VIII, Section 4 (Contracts related to Minor New Construction Projects costing \$300,000 or less and Minor Repair and Remodeling Projects costing \$600,000 or less.)

- | | |
|----------------------------|---|
| 1. Contractor: | Charter Roofing Co. Inc. |
| Amount: | \$525,842.00 |
| Source of Funds: | Unexpended Plant Funds |
| Date of Contract: | August 4, 1994 |
| Estimated Completion Date: | March 17, 1995 |
| Project Title: | Dental Branch Building |
| Brief Description: | Roof Replacement and provide twenty year manufacturer's watertight warranty |
| HUB: | No |
| | |
| 2. Contractor: | A. P. Keller Construction Company |
| Amount: | \$53,556.00 |
| Source of Funds: | State Funds |
| Date of Contract: | July 27, 1994 |
| Estimated Completion Date: | September 29, 1994 |
| Project Title: | Medical School Building |
| Brief Description: | Remodel Autoclave/Glass Washing Facility - Microbiology |
| HUB: | No |

(BUSINESS CONTRACTS SUPPLEMENTAL INFORMATION)

Total Number of Contracts:	2
Total Number Awarded to HUBS:	0
% of Total Number of Contracts Awarded to HUBS:	0%

Total Funds:	\$579,398
Total Funds Awarded to HUBS:	\$0
% of Total Funds Awarded to HUBS:	0%

U. T. BOARD OF REGENTS' MEETING

DECEMBER 1, 1994

CONTRACTS AND GRANTS FOR RESEARCH, DEVELOPMENT, CLINICAL AND EDUCATIONAL SERVICES

Since the Docket for the previous meeting of the U. T. Board of Regents, the following activity has taken place with regard to Contracts and Grants for Research, Development, Clinical and Educational Services:

A. Number of Initial Grant and Contract Awards

<u>Docket Item #</u>	<u>Total Funds In</u>	<u>Total Funds Out</u>	<u>Support Materials</u>
FY 95 124-151	\$5,909,296		Report of Awards
FY 95 152-163	\$ 674,883	\$ 50,000	Report of IACs
FY 95 164-216	\$1,864,414	\$446,545	Report of Contracts

3. Number of Fiscal Amendments to Grant and Contract Awards (Increasing or Decreasing by \$10,000 or More)

<u>Docket Item #</u>	<u>Total Funds In</u>	<u>Total Funds Out</u>	<u>Support Materials</u>
			Report of Awards
			Report of IACs
			Report of Contracts

U. T. BOARD OF REGENTS' MEETING

DECEMBER 1, 1994

CONTRACTS OR GRANTS OVER \$500,000

The following contracts or grants in an amount over \$500,000, have been awarded, have been administratively approved by the Executive Vice Chancellor for Health Affairs as required, and are recommended for ratification by the U. T. Board of Regents.

(FUNDS COMING IN)

1. Grantor: National Institutes of Health
National Cancer Institute
No.: 5 U01 CA52939-05
New Funds: \$607,797
Current Period: August 1, 1994 through July 31, 1995
Title/Description: Mexican-American Participation - Prevention of Cancer
2. Grantor: National Institutes of Health
National Institute of Neurological Disorders and Stroke
No.: 5 P01 NS31998-02
New Funds: \$635,984
Current Period: September 1, 1994 through August 31, 1995
Title/Description: Cellular Mechanisms of Traumatic Brain Injury
3. Grantor: National Institutes of Health
National Heart, Lung, and Blood Institute
No.: N01-HC-35130, Modification No. 03
New Funds: \$2,820,849
Current Period: August 2, 1993 through September 30, 1994
Title/Description: Clinical Trials Center for the Antihypertensive and Lipid-Lowering Treatment to Prevent Heart Attack Trial
The purpose of this modification is to increase the current amount allotted from \$3,144,028 to \$5,964,877.
4. Grantor: National Institutes of Health
National Heart, Lung, and Blood Institute
No.: N01-HC-35130, Modification No. 04
New Funds: \$198,674
Current Period: August 2, 1993 through September 30, 1994
Title/Description: Clinical Trials Center for the Antihypertensive and Lipid-Lowering Treatment to Prevent Heart Attack Trial
The purpose of this modification is to increase the current amount allotted from \$5,964,877 to \$6,163,551.
5. Grantor: National Institutes of Health
National Heart, Lung, and Blood Institute
No.: 1 U01 HL53135-01
New Funds: \$509,448
Current Period: August 15, 1994 through May 31, 1995
Title/Description: Community Intervention to Reduce MI Delay Time

U. T. BOARD OF REGENTS' MEETING

DECEMBER 1, 1994

CONTRACTS OR GRANTS OVER \$500,000
(Continued)

(FUNDS GOING OUT)

6. Grantor:	Houston Academy of Medicine - Texas Medical Center Library
No.:	None
New Funds:	\$1,398,695
Current Period:	September 1, 1994 through August 31, 1995
Title/Description:	Operating Agreement

U. T. BOARD OF REGENTS' MEETING

DECEMBER 1, 1994

AMENDMENTS TO THE 1993-94 BUDGET

The term "rate" for academic institutions is the full-time nine-month base rate and for health institutions is the full-time twelve-month base rate; for all other personnel it is the full-time rate, the appointee receiving a proportionate amount depending upon the fraction of time for which he is appointed and the period of his appointment. Source of funds for payment of salaries, unless otherwise shown, is the departmental salaries account.

<u>Item, Department, Title, Name</u>	<u>Effective Date</u>	<u>% Time</u>	<u>Full-time Salary</u>		<u>RBC</u>
			<u>No. Mos.</u>	<u>Rate</u>	
<u>APPOINTMENTS, PROMOTIONS, AND SALARY INCREASES</u>					
HOUSTON MEDICAL SCHOOL					
Pharmacology					
1. Victoria P. Knutson					115
From: Associate Professor		100	12	60,342	
To: Associate Professor and Vice Chairman	6/1	100	12	62,742	
Source of Funds:					
\$ 54,308 - State					
6,034 - Grant					
<u>\$ 60,342 - Total Salary</u>					
2,400 - Supplement					
<u>\$ 62,742 - Total</u>					
Surgery - Pediatric Surgery					
2. Richard J. Andrassy					118
From: Professor and A.G. McNeese Chair in Pediatric Surgery		100	12	263,000	
To: Professor, A.G. McNeese Chair in Pediatric Surgery and Interim Chairman of Surgery	8/15	100	12	278,000	
Source of Funds:					
\$ 142,000 - State					
56,000 - Augmentation					
80,000 - Supplement					
<u>\$ 278,000 - Total</u>					

U. T. BOARD OF REGENTS' MEETING

DECEMBER 1, 1994

AMENDMENTS TO THE 1993-94 BUDGET
(Continued)

<u>Item, Department, Title, Name</u>	<u>Date</u>	<u>Time</u>	<u>Mos.</u>	<u>Rate</u>	<u>RBC</u>
<u>APPOINTMENTS, PROMOTIONS, AND SALARY INCREASES</u>					
HOUSTON MEDICAL SCHOOL					
Family Practice and Community Medicine					
3. Roland A. Goertz					116
From: Associate Professor and Chairman		100	12	175,915	
To: Associate Professor and Vice President for Medical Affairs and Medical Director of One Care	8/1	100	12	200,000	
Source of Funds:					
\$ 144,839 - State					
<u>10,902</u>					
\$ 155,741 - Total Salary					
13,359 - Augmentation					
30,900 - Supplement					
<u>\$ 200,000</u> - Total					
4. Nancy K. Hansel					117
From: Associate Professor and Vice Chairman		100	12	114,464	
To: Associate Professor and Interim Chairman	8/1	100	12	126,270	
Source of Funds:					
\$ 91,270 - State					
35,000 - Supplement					
<u>\$126,270</u> - Total					

U. T. BOARD OF REGENTS' MEETING

DECEMBER 1, 1994

AMENDMENTS TO THE 1994-95 BUDGET

The term "rate" for academic institutions is the full-time nine-month base rate and for health institutions is the full-time twelve-month base rate; for all other personnel it is the full-time rate, the appointee receiving a proportionate amount depending upon the fraction of time for which he is appointed and the period of his appointment. Source of funds for payment of salaries, unless otherwise shown, is the departmental salaries account.

<u>Item, Department, Title, Name</u>	<u>Effective Date</u>	<u>% Time</u>	<u>Full-time Salary</u>		<u>RBC</u>
			<u>No. Mos.</u>	<u>Rate</u>	
<u>APPOINTMENTS, PROMOTIONS, AND SALARY INCREASES</u>					
HOUSTON MEDICAL SCHOOL					
Neurobiology and Anatomy					
1. David Marshak					015
From: Associate Professor		100	12	57,919	
To: Associate Professor	9/1	100	12	60,234	
Pharmacology					
2. Victoria P. Knutson					014
From: Associate Professor		100	12	63,964	
To: Associate Professor and Vice Chairman	9/1	100	12	66,364	
Source of Funds:					
\$ 63,964 - State					
2,400 - Supplement					
<u>\$ 66,364 - Total</u>					
Anesthesiology					
3. Steven J. Allen					022
From: Professor and Director		100	12	195,000	
To: Professor and Director	9/1	100	12	205,000	
Pediatrics					
4. Robert C. Franks					006
From: Professor		100	12	127,308	
To: Professor and Interim Chairman of Pediatrics	9/1	100	12	157,308	
Source of Funds:					
\$ 10,000 - State					
117,308 - MSRDP Grant					
30,000 - Supplement					
<u>\$ 157,308 - Total</u>					

THE UNIVERSITY OF TEXAS HEALTH SCIENCE CENTER AT HOUSTON

U. T. BOARD OF REGENTS' MEETING

DECEMBER 1, 1994

AMENDMENTS TO THE 1994-95 BUDGET
(Continued)

Item, Department, Title, Name	Effective Date	% Time	Full-time Salary		RBC
			No. Mos.	Rate	
<u>APPOINTMENTS, PROMOTIONS, AND SALARY INCREASES</u>					
HOUSTON MEDICAL SCHOOL					
Surgery - General					
5. Frank G. Moody					018
From: Professor, Chairman and Denton A. Cooley Professorship in Surgery		100	12	295,000	
To: Professor and Denton A. Cooley Professorship in Surgery	9/1	100	12	250,000	
Surgery - Pediatric					
6. Richard J. Andrassy					019
From: Professor and A.G. McNeese Chair in Pediatric Surgery		100	12	263,000	
To: Professor, A.G. McNeese Chair in Pediatric Surgery and Interim Chairman of Surgery	9/1	100	12	278,000	
Family Practice and Community Medicine					
7. Roland A. Goertz					016
From: Associate Professor and Chairman		100	12	200,000	
To: Associate Professor and Vice President for Medical Affairs and Medical Director of One Care	9/1	100	12	200,000	
8. Nancy K. Hansel					017
From: Associate Professor, Vice Chairman and Director		100	12	119,028	
To: Associate Professor and Vice Chairman	9/1	100	12	126,270	
HOUSTON DENTAL BRANCH					
General Dentistry					
9. Dain J. Hodges					002
From: Associate Professor		100	12	59,767	
To: Associate Professor	9/1	100	12	60,767	

U. T. BOARD OF REGENTS' MEETING

DECEMBER 1, 1994

AMENDMENTS TO THE 1994-95 BUDGET
(Continued)

<u>Item, Department, Title, Name</u>	<u>Effective Date</u>	<u>% Time</u>	<u>Full-time Salary</u>		<u>RBC</u>
			<u>No. Mos.</u>	<u>Rate</u>	
<u>APPOINTMENTS, PROMOTIONS, AND SALARY INCREASES</u>					
HOUSTON DENTAL BRANCH					
General Dentistry					
10. Janet A. Harrison					003
From: Associate Professor		100	12	56,934	
To: Associate Professor	9/1	100	12	61,934	
11. Leslie Roeder					004
From: Associate Professor		100	12	56,245	
To: Associate Professor	9/1	100	12	81,245	
HOUSTON SCHOOL OF NURSING					
General Instruction					
12. Frances J. Kelley					007
From: Assistant Professor of Nursing		100	12	49,332	
To: Assistant Professor of Nursing and Interim Assistant Dean and Department Chair of Acute and Continuing Care	9/1	100	12	54,265	
Source of Funds:					
\$ 49,332 - State					
4,933 - Supplement					
<u>\$ 54,265 - Total</u>					
Dean and General Instruction					
13. Cheryl D. Levine					005
From: Associate Professor and Assistant Dean and Chairman		100	12	73,238	
To: Associate Professor and Interim Associate Dean for Academic Affairs	9/1	100	12	82,486	
Source of Funds:					
\$ 68,738 - State Funds					
13,748 - Supplement					
<u>\$ 82,486 - Total</u>					

U. T. BOARD OF REGENTS' MEETING

DECEMBER 1, 1994

AMENDMENTS TO THE 1994-95 BUDGET
(Continued)

<u>Item, Department, Title, Name</u>	<u>Effective Date</u>	<u>% Time</u>	<u>Full-time Salary</u>		<u>RBC</u>
			<u>No. Mos.</u>	<u>Rate</u>	
<u>APPOINTMENTS, PROMOTIONS, AND SALARY INCREASES</u>					
HOUSTON SCHOOL OF NURSING					
Dean and General Instruction					
14. Gwendolyn C. Sherwood					023
From: Associate Professor and Interim Associate Dean for Community and Education Outreach		100	12	70,270	
To: Associate Professor and Coordinator, Program Administration and Associate Dean for Community and Education Outreach	9/1	100	12	70,270	
HOUSTON SCHOOL OF PUBLIC HEALTH					
Demographic and Population Genetics Center					
15. Eric Boerwinkle					001
From: Associate Professor		100	12	79,999	
To: Associate Professor	9/1	100	12	83,999	
Source of Funds: \$ 83,999 - Grant Funds					
HEALTH SCIENCE CENTER - ADMINISTRATION					
Administrative Support					
Administrative Expense -					
Administration and Finance					
16. Elizabeth A. Gettings					020
From: Special Assistant, Governmental Relations		100	12	53,040	
To: Special Assistant, Governmental Relations	9/1	100	12	57,000	
Administrative Support - MSRDP					
President's Development Fund					
17. Russell L. Wylie					021
From: Press Secretary		100	12	97,000	
To: Vice President, Public Affairs	9/1	100	12	97,000	

THE UNIVERSITY OF TEXAS HEALTH SCIENCE CENTER AT HOUSTON

U. T. BOARD OF REGENTS' MEETING

DECEMBER 1, 1994

AMENDMENTS TO THE 1994-95 BUDGET
(Continued)

<u>TRANSFERS OF FUNDS</u>		<u>RBC</u>
HOUSTON MEDICAL SCHOOL		
MSRDP - Otolaryngology		
18. Amount of Transfer	\$115,000	009
From: MSRDP - Otolaryngology - Prior Year Balance Forward		
To: MSRDP - Otolaryngology - Reserve		
Increase to FY 95 Budget from prior year balance forward.		
MSRDP - Pediatrics		
19. Amount of Transfer	\$100,000	010
From: MSRDP - Pediatrics - Prior Year Balance Forward		
To: MSRDP - Pediatrics - Reserve		
Increase to FY 95 Budget from prior year balance forward.		
MSRDP - LBJ Development Fund		
20. Amount of Transfer	\$493,534	011
From: MSRDP - LBJ Development Fund - Prior Year Balance Forward		
To: MSRDP - LBJ Development Fund - Reserve		
Increase to FY 95 Budget from prior year balance forward to support the LBJ warehouse buildout.		

U. T. BOARD OF REGENTS' MEETING

DECEMBER 1, 1994

AMENDMENTS TO THE 1994-95 BUDGET
(Continued)

<u>TRANSFERS OF FUNDS</u>		<u>RBC</u>
HOUSTON DENTAL BRANCH		
Prosthodontics		
21. Amount of Transfer	\$122,350	012
From: Prosthodontics - Implant Clinic Revenue		
To: Prosthodontics - Faculty Salaries	\$52,350	
Classified Salaries	\$70,000	
Increase to FY 95 Budget.		
Outpatient Division - General		
22. Amount of Transfer	\$154,580	013
From: Outpatient Division - General Clinic Income		
To: Outpatient Division - General Consumable Supplies		
Increase to FY 95 Budget.		

THE UNIVERSITY OF TEXAS HEALTH SCIENCE CENTER AT SAN ANTONIO

October 20, 1994

Dr. Charles B. Mullins
Executive Vice Chancellor
for Health Affairs
The University of Texas System
501 Colorado Street
Austin, Texas 78701

Charlie
Dear ~~Dr.~~ Mullins:

The docket for the December 1, 1994 meeting of the Board of Regents is submitted for your recommendation and presentation to the Board.

I recommend approval.

Sincerely,



John P. Howe, III, M.D.
President

JPH:gb

U. T. BOARD OF REGENTS' MEETING

DECEMBER 1, 1994

TABLE OF CONTENTS

	<u>Page No.</u>
Gifts from Private Donors and Foundations (including Endowment Matching Fund Allocation)	HS- 3
Contracts and Grants for Research, Development, Clinical and Educational Services	HS- 4
Over \$500,000	HS- 5
Foreign	HS- 7
Standard Affiliation Agreements (including Standard Agreement of Academic Cooperation with Foreign Institutions)	HS- 8
Intellectual Property Licenses	
Patent License Agreements	HS- 9
Technology License Agreements	HS-10
Amendments to the 1994-95 Budget	HS-11
(including faculty and staff appointments and changes in status and transfers of funds within existing budget totals)	

U. T. BOARD OF REGENTS' MEETING

DECEMBER 1, 1994

GIFTS FROM PRIVATE DONORS AND FOUNDATIONS

The following gift has been received and is recommended for acceptance by the U. T. Board of Regents:

<u>Donor</u>	<u>Purpose</u>	<u>Amount</u>
1. Caremark, Inc. 1127 Bryn Mawr Drive Redlands, CA 92374	To support community health care in the Department of Pediatrics	\$ 50,000.00

THE UNIVERSITY OF TEXAS HEALTH SCIENCE CENTER AT SAN ANTONIO

U. T. BOARD OF REGENTS' MEETING

DECEMBER 1, 1994

CONTRACTS AND GRANTS FOR RESEARCH, DEVELOPMENT, CLINICAL
AND EDUCATIONAL SERVICES

Since the Docket for the previous meeting of the U. T. Board of Regents, the following activity has taken place with regard to Contracts and Grants for Research, Development, Clinical and Educational Services:

A. Number of Initial Grant and Contract Awards

<u>Docket Item #</u>	<u>Total Funds In</u>	<u>Total Funds Out</u>	<u>Support Materials</u>
<u>FY 95 169-253</u>	<u>\$ 8,508,401</u>	<u>-0-</u>	Report of Awards
<u>FY 95 257-263</u>	<u>\$ 83,440</u>	<u>\$ 126,936</u>	Report of IACs
<u>FY 95 266-344</u>	<u>\$ 5,924,333</u>	<u>\$ 11,293</u>	Report of Contracts

B. Number of Fiscal Amendments to Grant and Contract Awards
(Increasing or Decreasing by \$10,000 or More)

<u>Docket Item #</u>	<u>Total Funds In</u>	<u>Total Funds Out</u>	<u>Support Materials</u>
<u>FY 95 254-256</u>	<u>\$ 113,346</u>	<u>-0-</u>	Report of Awards
<u>FY 95 264-265</u>	<u>\$ 1,044</u>	<u>-0-</u>	Report of IACs
<u>FY 95 345-352</u>	<u>\$ 617,254</u>	<u>-0-</u>	Report of Contracts

U. T. BOARD OF REGENTS' MEETING

DECEMBER 1, 1994

CONTRACTS OR GRANTS OVER \$500,000

The following contracts or grants in an amount over \$500,000, have been awarded, have been administratively approved by the Executive Vice Chancellor for Health Affairs as required, and are recommended for ratification by the U. T. Board of Regents.

(FUNDS COMING IN)

Grantor:	National Institutes of Health National Institute of Dental Research
No.:	5 P50 DE10756-02
New Funds:	\$716,148
Current Period:	September 15, 1994 - August 31, 1995
Title/Description:	Research Center on Oral Health in Aging
Grantor:	DHHS, Division of Medicine Bureau of Health Professions, HRSA
No.:	2 U76 PE00228-05
New Funds:	\$2,095,332
Current Period:	September 30, 1994 - September 29, 1995
Title/Description:	Area Health Education Center (AHEC) Cooperative Agreement
Grantor:	U.S. Army
No.:	DAMD17-94-J-4213
New Funds:	\$621,027
Current Period:	September 30, 1994 - October 29, 1998
Title/Description:	The Role of Parathyroid Hormone-related Protein in Breast Cancer Mediated Osteolysis
Grantor:	Cancer Therapy and Research Center
No.:	Subgrant to NIH 2 P30 CA54174-04
New Funds:	\$913,115
Current Period:	August 1, 1994 - July 31, 1995
Title/Description:	Cancer Center Support Grant - "San Antonio Cancer Institute"
Grantor:	National Institutes of Health National Institute of Neurological Disorders and Stroke
No.:	5 R01 NS24224-08
New Funds:	\$3,482,870
Current Period:	July 1, 1994 - June 30, 1995
Title/Description:	Stroke Prevention in Atrial Fibrillation (SPAF) III
Grantor:	National Institutes of Health National Heart, Lung, and Blood Institute
No.:	5 R37 HL36820-08
New Funds:	\$507,751
Current Period:	August 20, 1994 - July 31, 1995
Title/Description:	Incidence of Diabetes and CVD in Mexican Americans

U. T. BOARD OF REGENTS' MEETING

DECEMBER 1, 1994

CONTRACTS OR GRANTS OVER \$500,000

(FUNDS COMING IN)
(continued)

7. Grantor: Bexar County Hospital District d/b/a University Health System
 No.: None
 New Funds: \$2,000,698
 Current Period: January 1, 1994 - December 31, 1994
 Title/Description: Services of primary care physicians to community clinics and outreach efforts
8. Grantor: University Health System
 No.: None
 New Funds: \$6,764,942
 Current Period: January 1, 1994 - December 31, 1994
 Title/Description: Annual Fiscal Agreement
9. Grantor: Bexar County Hospital District d/b/a University Health System
 No.: None
 New Funds: \$1,170,689
 Current Period: January 1, 1994 - December 31, 1994
 Title/Description: Provide medical direction to University Health System's pathology laboratories
10. Grantor: Audie L. Murphy Memorial Veterans Hospital
 No.: V671P2727
 New Funds: \$1,462,000
 Current Period: September 1, 1994 - August 31, 1995
 Title/Description: Provide management of radiology services and interpretation of routine radiology examinations
11. Grantor: University Health System
 No.: None
 New Funds: \$571,824 (estimated)
 Current Period: September 1, 1993 - December 31, 1994
 Title/Description: Provide tissue typing services for organ transplant donors and recipients

U. T. BOARD OF REGENTS' MEETING

DECEMBER 1, 1994

FOREIGN CONTRACTS AND GRANTS FOR RESEARCH,
DEVELOPMENT AND EDUCATIONAL SERVICES

The following contracts and grants with foreign entities or individuals have been awarded, have been administratively approved as required by the Executive Vice Chancellor for Health Affairs, and are recommended for ratification by the U. T. Board of Regents.

(FUNDS COMING IN)

1. Country: France
Business/Entity: Rhone-Poulenc Rorer
No.: Grant Letter dated May 23, 1994
New Funds: \$16,000
Current Period: June 1, 1994 - September 30, 1994
Title/Description: Evaluation of the In Vitro Activity of Synercid Against Haemophilus Influenzae

2. Country: Germany
Business/Entity: Boehringer Mannheim
No.: Grant Letter dated August 24, 1994
New Funds: \$42,000
Current Period: July 1, 1994 - completion of project
Title/Description: Engineering T7 RNA Polymerase to Utilize deoxyNTPs

U. T. BOARD OF REGENTS' MEETING

DECEMBER 1, 1994

STANDARD AFFILIATION AGREEMENTS

The following agreements of academic cooperation with a foreign institution have been administratively approved by the Executive Vice Chancellor for Health Affairs and follow the standard format approved by the U. T. Board of Regents.

1. Facility: Centro De Rehabilitacion Y Educacion Especial,
Monterrey
Monterrey, N.L., Mexico
Date: September 30, 1994 - September 29, 2004
Purpose: To promote interest in the teaching and research activities of the respective institutions and to deepen the understanding of the economic, cultural and social issues environment of each institution

2. Facility: La Facultad De Medicina De La Universidad Autonoma
De Nuevo Leon
Monterrey, N.L., Mexico
Date: September 30, 1994 - September 29, 2004
Purpose: To promote interest in the teaching and research activities of the respective institutions and to deepen the understanding of the economic, cultural and social issues environment of each institution

U. T. BOARD OF REGENTS' MEETING

DECEMBER 1, 1994

PATENT LICENSE AGREEMENTS

The following agreement has been awarded, has been administratively approved by the Vice Chancellor for Asset Management and is recommended for ratification by the U. T. Board of Regents.

1. Licensee: NeoMarkers
Freemont, California 94555
- Fee-Royalty: 4% of net proceeds of sale
- Period: August 1, 1994 - July 31, 2004
- Description: Use of Hybridoma Cell Line 323/A3 for the manufacture, use, distribution and sale of products derived from such Cell Line to others for research purposes

THE UNIVERSITY OF TEXAS HEALTH SCIENCE CENTER AT SAN ANTONIO

U. T. BOARD OF REGENTS' MEETING

DECEMBER 1, 1994

TECHNOLOGY LICENSE AGREEMENTS

The following agreement has been awarded, approved by the Office of General Counsel and is recommended for ratification by the U. T. Board of Regents.

1. Licensee: Upstate Biotechnology, Inc.
Lake Placid, New York 12946
- Fee-Royalty: 20% of net sales of any licensed product produced at UTHSCSA and transferred to licensee for sale; 5% of net sales for all other licensed product
- Period: September 30, 1994 - September 29, 2004
- Description: Right to make, use, and sell YY1 proteins, antibodies, and related reagents to research markets

U. T. BOARD OF REGENTS' MEETING

DECEMBER 1, 1994

AMENDMENTS TO THE 1994-95 BUDGET

The term "rate" for academic institutions is the full-time nine-month base rate and for health institutions is the full-time twelve-month base rate; for all other personnel it is the full-time rate, the appointee receiving a proportionate amount depending upon the fraction of time for which he is appointed and the period of his appointment. Source of funds for payment of salaries, unless otherwise shown, is the departmental salaries account.

<u>Item, Department, Title, Name</u>	<u>Effective Date</u>	<u>% Time</u>	<u>Full-time Salary</u>		<u>RBC</u>
			<u>No. Mos.</u>	<u>Rate</u>	
<u>APPOINTMENTS, PROMOTIONS, AND SALARY INCREASES</u>					
MEDICAL SCHOOL					
Medicine					
1. Geoffrey R. Weiss					1
From: Professor		100	12	109,349	
To: Professor (T)	9/1	100	12	109,349	
Source of Funds:					
\$ 72,826 - State					
26,244 - DHHS-LOC					
10,279 - Cancer Therapy grant					
<u>\$109,349</u> - Total Compensation					
Pediatrics					
2. Alice Gong					4
From: Assistant Professor		100	12	90,057	
To: Associate Professor (T)	9/1	100	12	90,057	

U. T. BOARD OF REGENTS' MEETING

DECEMBER 1, 1994

AMENDMENTS TO THE 1994-95 BUDGET
(continued)

<u>Item, Department, Title, Name</u>	<u>Effective Date</u>	<u>% Time</u>	<u>Full-time Salary</u>		<u>RBC</u>
			<u>No. Mos.</u>	<u>Rate</u>	
SCHOOL OF ALLIED HEALTH SCIENCES					
Emergency Medical Technology					
3. Donald J. Gordon					2
From: Associate Professor and Chairman		100	12	146,165	
To: Professor (T) and Chairman	9/1	100	12	146,165	
Source of Funds:					
\$ 27,163 - State					
110,601 - University Health System					
8,401 - City of San Antonio grant					
<u>\$146,165</u> - Total Compensation					
Physical Therapy					
4. Pamela E. Stanton					3
From: Associate Professor and Chairman		100	12	70,532	
To: Associate Professor (T) and Chairman	9/1	100	12	70,532	

THE UNIVERSITY OF TEXAS
MD ANDERSON
CANCER CENTER

983

October 18, 1994

Office of the President

Dr. Charles B. Mullins
Executive Vice Chancellor
for Health Affairs
The University of Texas System
601 Colorado Street
Austin, Texas 78701

Dear Dr. Mullins:

The docket for the December 1, 1994 meeting of the Board of Regents is submitted for your recommendation and presentation to the Board.

I recommend approval.

Sincerely,

Charles A. LeMaistre, M.D.

Charles A. LeMaistre, M.D.
President

CAL:aj

TEXAS MEDICAL CENTER
1515 HOLCOMBE BOULEVARD • HOUSTON, TEXAS 77030 • (713) 792-2121

U. T. BOARD OF REGENTS' MEETING

DECEMBER 1, 1994

TABLE OF CONTENTS

	<u>Page No.</u>
Gifts from Private Donors and Foundations (including Endowment Matching Fund Allocation)	CC- 3
Business Contracts for Services (including Minor Construction Projects)	CC- 4
Contracts and Grants for Research, Development, Clinical and Educational Services	CC- 5
Over \$500,000	CC- 6
Standard Easements	CC- 7
Intellectual Property Licenses Patent License Agreements	CC- 8
Endowed Chairs and Named Professorships (Non-Initial, Non-Budgeted Appointments)	CC- 9
Amendments to the 1994-95 Budget (including faculty and staff appointments and changes in status and transfers of funds within existing budget totals)	CC-10

U. T. BOARD OF REGENTS' MEETING

DECEMBER 1, 1994

GIFTS FROM PRIVATE DONORS AND FOUNDATIONS

The following gifts have been received and are recommended for acceptance by the U. T. Board of Regents:

<u>Donor</u>	<u>Purpose</u>	<u>Amount</u>
1. Caroline A. Ross P.O. Box 929 Kilgore, TX 75663	Capital Campaign	\$175,000
2. Sid W. Richardson Foundation c/o Cindy Alexander Business Manager 309 Main Street Fort Worth, TX 76102	Cancer research	\$150,000
3. Berlex Laboratories 300 Fairfield Road Wayne, NJ 07470	Clinical research	\$125,000*
4. The Lodge of Four Seasons Susan Koplak Brown President State Road Hh Lake Ozark, MO 65049	Cancer research	\$61,000
5. Eli Lilly and Company c/o Stephen A. Stitle Vice President Corporate Affairs Lilly Corporate Center Indianapolis, IN 46285	Capital Campaign	\$100,000
6. Amgen, Inc. Amgen Center Thousand Oaks, CA 91320-1789	Fellowship program	\$50,000*
7. The Fondren Foundation c/o R. Edwin Allday Member, Board of Governors P.O. Box 2558 Houston, TX 77252-8037	Capital Campaign	\$41,700
8. Bruce McMillan, Jr., Foundation, Inc. c/o Ralph Ward, Jr. Vice President P.O. Box 9 Overton, TX 75684-0009	Leukemia research	\$30,000
9. McCombs Foundation 9000 Tesoro, Suite 122 San Antonio, TX 78217	Capital Campaign	\$30,000*

*No letter of transmittal from the donor.

U. T. BOARD OF REGENTS' MEETING

DECEMBER 1, 1994

BUSINESS CONTRACTS FOR SERVICES

The following contract has been awarded, has been administratively approved by the appropriate Executive Vice Chancellor and is recommended for ratification by the U.T. Board of Regents:

(FUNDS GOING OUT)

1. Agency: ServiceMaster Energy Management
 Funds: 35% of Energy Savings Realized
 Period: September 12, 1994 and shall continue for ten years from date of complete installation of conservation measures
 Title/Description: Energy Management Performance Program
 HUB: No

(BUSINESS CONTRACTS SUPPLEMENTAL INFORMATION)

Total Number of Contracts	1
Total Number Awarded to HUBs:	<u>0</u>
% of Total Number of Contracts Awarded to HUBs	0%
Total Funds	\$0
Total Funds Awarded to HUBs	<u>\$0</u>
% of Total Funds Awarded to HUBs	0%

U. T. BOARD OF REGENTS' MEETING

DECEMBER 1, 1994

CONTRACTS AND GRANTS FOR RESEARCH, DEVELOPMENT, CLINICAL
AND EDUCATIONAL SERVICES

Since the Docket for the previous meeting of the U. T. Board of Regents, the following activity has taken place with regard to Contracts and Grants for Research, Development, Clinical and Educational Services:

A. Number of Initial Grant and Contract Awards

<u>Docket Item #</u>	<u>Total Funds In</u>	<u>Total Funds Out</u>	<u>Support Materials</u>
<u>FY 95 71-130</u>	<u>\$ 8,380,919</u>	<u></u>	Report of Awards
<u>FY 95 139-161</u>	<u>\$ 1,002,059</u>	<u>\$ 3,420,407</u>	Report of IACs
<u>FY 95 164-172</u>	<u>\$ 1,152,786</u>	<u></u>	Report of Contracts

B. Number of Fiscal Amendments to Grant and Contract Awards
(Increasing or Decreasing by \$10,000 or More)

<u>Docket Item #</u>	<u>Total Funds In</u>	<u>Total Funds Out</u>	<u>Support Materials</u>
<u>FY 95 131-138</u>	<u>\$ 507,894</u>	<u></u>	Report of Awards
<u>FY 95 162-163</u>	<u>\$ 50,000</u>	<u>\$ 199,218</u>	Report of IACs
<u>FY 95 173</u>	<u>\$ 142,804</u>	<u></u>	Report of Contracts

U. T. BOARD OF REGENTS' MEETING

DECEMBER 1, 1994

CONTRACTS OR GRANTS OVER \$500,000

The following contracts or grant in an amount over \$500,000, have been awarded, have been administratively approved by the appropriate Executive Vice Chancellor as required, and are recommended for ratification by the U. T. Board of Regents.

(FUNDS COMING IN)

1. Grantor: National Institutes of Health
National Center for Research Resources
No.: 5 U42 RR03589-09
New Funds: \$804,896
Current Period: September 30, 1994 - September 29, 1995
Title/Description: National Chimpanzee Breeding and Research Program
2. Grantor: National Institutes of Health
National Center for Research Resources
No.: 5 U42 RR05080-07
New Funds: \$594,810
Current Period: September 30, 1994 - September 29, 1995
Title/Description: Animal Breeding and Research Program
3. Grantor: National Institutes of Health
National Cancer Institute
No.: 5 P01 CA34936-10
New Funds: \$1,294,186
Current Period: August 1, 1994 - July 31, 1995
Title/Description: Mutational Model for Childhood Cancer
4. Grantor: National Institutes of Health
National Cancer Institute
No.: 5 P01 CA52051-04 & 3 P01 CA52051-04S1
New Funds: \$1,713,859
Current Period: August 17, 1994 - May 31, 1995
Title/Description: Chemoprevention of Aerodigestive Epithelial Cancers
5. Grantor: National Institutes of Health
National Cancer Institute
No.: 5 P01 CA55261-03
New Funds: \$784,498
Current Period: September 9, 1994 - July 31, 1995
Title/Description: Gliomas: Biologic, Molecular, and Genetic Studies

U. T. BOARD OF REGENTS' MEETING

DECEMBER 1, 1994

STANDARD EASEMENTS

The following underground easements have been approved by the Office of General Counsel and are recommended for ratification by the U. T. Board of Regents.

1. Grantee: Bluebonnet Electric Cooperative, Inc.
Location: Bastrop County, J. C. Hunt Survey, Abstract 199 and James Crawford Survey, Abstract 123
Funds: \$10.00 cash and other good and valuable consideration
Date: September 9, 1994
Description: An underground electrical line easement approximately 40 feet wide and approximately 6,200 feet in length.

2. Grantee: Aqua Water Supply Corporation, Inc.
Location: Bastrop County, J. C. Hunt Survey, Abstract 199 and James Crawford Survey, Abstract 123
Funds: \$10.00 cash and other good and valuable consideration
Date: September 28, 1994
Description: An underground electrical line easement approximately 40 feet wide and approximately 6,200 feet in length.

U. T. BOARD OF REGENTS' MEETING

DECEMBER 1, 1994

PATENT LICENSE AGREEMENTS

The following agreements have been awarded, have been administratively approved by the Vice Chancellor for Asset Management and are recommended for ratification by the U. T. Board of Regents.

1. Licensee: Argus Pharmaceuticals, Inc.
The Woodlands, TX
Fee-Royalty: N/A, Amendment No. 4
Period: August 9, 1994 until last to expire patent
Description: As per contract
2. Licensee: Gilead Sciences, Inc.
Foster City, CA
Fee-Royalty: \$15,000 non-refundable license documentation fee due upon execution by the licensee; 2% running royalty on net sales less than \$25,000,000; 1% running royalty on net sales from \$25,000,000 to \$50,000,000; 1/2% running royalty on net sales greater than \$50,000,000 and 50% sublicense revenues
Period: March 1, 1994 until last to expire patent
Description: Biologically Reversible Phosphate and Phosphonate Protective Groups
3. Licensee: Upstate Biotechnology, Inc.
Lake Placid, NY
Fee-Royalty: \$2,000 license fee; 20% running royalty on antibodies from supernatant provided; 6% running royalty on antibodies or antibody derivatives from hybridoma cell line provided
Period: September 16, 1994 until last to expire patent
Description: MPM-2 Antibody Hybridoma Cell Line
4. Licensee: Dako Corporation
Carpinteria, CA
Fee-Royalty: \$7,000 license fee; 20% royalty on antibodies from crude ascites; 6% royalty on antibodies from hybridoma cell line; 4% royalty antibody derivatives; 30% discount on reagents purchased by Dr. Kuang's lab
Period: August 25, 1994 until last to expire patent
Description: MPM-2 Antibody Hybridoma Cell Line

U. T. BOARD OF REGENTS' MEETING

DECEMBER 1, 1994

ENDOWED CHAIRS AND NAMED PROFESSORSHIPS
1994-95 NON-INITIAL, NON-BUDGETED APPOINTMENTS*

1. Position: W. W. Sutow Professorship in Pediatrics
Appointee/Title: Norman Jaffe, Professor
Department: Pediatrics
Person Being Replaced: Dr. Ayten Cangir
Effective Date: September 1, 1994
2. Position: John G. & Stella Marie Kenedy Memorial
Foundation Chair
Appointee/Title: Norman E. Leeds, Professor
Department: Diagnostic Imaging
Person Being Replaced: Dr. Lester Peters
Effective Date: September 1, 1994
3. Position: W. A. "Tex" & Deborah Moncrief, Jr.
Chair in Urology
Appointee/Title: H. Barton Grossman, Professor
Department: Urology
Person Being Replaced: Dr. Douglas Johnson
Effective Date: September 1, 1994
4. Position: Harry Carothers Wiess Chair for Cancer Research
Appointee/Title: Robert C. Bast, Jr., Professor
Department: Medicine
Person Being Replaced: Dr. Erwin Krakoff
Effective Date: September 1, 1994
5. Position: Olla S. Stribling Chair for Cancer Research
Appointee/Title: Armand B. Glassman, Professor
Department: Laboratory Medicine
Person Being Replace: Dr. Jose Trujillo
Effective Date: September 1, 1994

U. T. BOARD OF REGENTS' MEETING

DECEMBER 1, 1994

AMENDMENTS TO THE 1994-95 BUDGET

The term "rate" for academic institutions is the full-time nine-month base rate and for health institutions is the full-time twelve-month base rate; for all other personnel it is the full-time rate, the appointee receiving a proportionate amount depending upon the fraction of time for which he is appointed and the period of his appointment. Source of funds for payment of salaries, unless otherwise shown, is the departmental salaries account.

<u>Item, Department, Title, Name</u>	<u>Effective Date</u>	<u>% Time</u>	<u>Full-time Salary</u>		<u>RBC</u>
			<u>No. Mos.</u>	<u>Rate</u>	
<u>APPOINTMENTS, PROMOTIONS, AND SALARY INCREASES</u>					
THE TUMOR INSTITUTE - MEDICAL STAFF					
Division of Surgery & Anesthesiology					
Gynecologic Oncology					
Professor Emeritus					
1. Felix Rutledge, M.D.	9/1	0	0	0	4
Thoracic & Cardiovascular Surgery					
Professor Emeritus					
2. Clifton F. Mountain, M.D.	9/1	0	0	0	5
Division of Pediatrics					
Professor Emeritus					
3. Donald Pinkel, M.D.	9/1	0	0	0	3
Professor Emeritus					
4. Ayten Cangir, M.D.	9/1	0	0	0	6
THE TUMOR INSTITUTE - EDUCATION					
Office of Vice President for Academic Affairs					
Professor Emeritus of Virology					
5. James M. Bowen, Ph.D.	9/1	0	0	0	7

October 17, 1994


r. Charles B. Mullins
xecutive Vice Chancellor
for Health Affairs
he University of Texas System
01 Colorado Street
ustin, Texas 78701

ear Dr. Mullins:

The docket for the December 1, 1994 meeting of the Board of Regents is
ubmitted for your recommendation and presentation to the Board.

I recommend approval.

Sincerely,


Director

AH/DST/kg

U. T. BOARD OF REGENTS' MEETING

DECEMBER 1, 1994

TABLE OF CONTENTS

	<u>Page No.</u>
Contracts and Grants for Research, Development, Clinical and Educational Services	HT-3
Amendments to the 1994-1995 Budget (including faculty and staff appointments and changes in status changes and transfers of funds within existing budget totals)	HT-4

U. T. BOARD OF REGENTS' MEETING

DECEMBER 1, 1994

CONTRACTS AND GRANTS FOR RESEARCH, DEVELOPMENT, CLINICAL AND EDUCATIONAL SERVICES

Since the Docket for the previous meeting of the U. T. Board of Regents, the following activity has taken place with regard to Contracts and Grants for Research, Development, Clinical and Educational Services:

v. Number of Initial Grant and Contract Awards

<u>Docket Item #</u>	<u>Total Funds In</u>	<u>Total Funds Out</u>	<u>Support Materials</u>
FY 95 9-14	\$ 393,647		Report of Awards
FY 95 15	\$ 66,723		Report of IACs
			Report of Contracts

vi. Number of Fiscal Amendments to Grant and Contract Awards (Increasing or Decreasing by \$10,000 or More)

<u>Docket Item #</u>	<u>Total Funds In</u>	<u>Total Funds Out</u>	<u>Support Materials</u>
			Report of Awards
			Report of IACs
			Report of Contracts

U. T. BOARD OF REGENTS' MEETING

DECEMBER 1, 1994

AMENDMENTS TO THE 1994-95 BUDGET

The term "rate" for academic institutions is the full-time nine-month base rate and for health institutions is the full-time twelve month base rate; for all other personnel it is the full-time rate, the appointee receiving a proportionate amount depending upon the fraction of time for which they are appointed and the period of their appointment. Source of funds for payment of salaries, unless otherwise shown, is the departmental salaries account.

Item, Department, Title, Name	Effective Date	% Time	Full-time Salary		RBC
			No. Mos.	Rate	
<u>APPOINTMENTS, PROMOTIONS, AND SALARY INCREASES</u>					
INSTRUCTION					
Family Practice					
1. Pieter deWet					9
From: Assistant Professor		100	12	106,000	
To: Assistant Professor	9/1	100	12	110,800	
Source of Funds:					
\$ 68,900 - State Funds					
31,100 - MSRDP Funds					
10,800 - MSRDP Augmentation					
<u>\$110,800</u> - Total Salary					
PATIENT SUPPORT					
Pulmonary Clinic					
2. Raymond Perkins					1
From: Assistant Professor		100	12	93,415	
To: Assistant Professor	9/1	100	12	100,000	
Source of Funds:					
\$ 47,626 - State Funds					
39,789 - MSRDP Funds					
12,585 - MSRDP Augmentation					
<u>\$100,000</u> - Total Salary					
3. Gerald Mazurek					10
From: Associate Professor		100	12	112,087	
To: Assistant Professor	9/1	100	12	107,265	
Source of Funds:					
\$ 72,857 - State Funds					
28,408 - MSRDP Funds					
6,000 - MSRDP Augmentation					
<u>\$107,265</u> - Total Salary					

U. T. BOARD OF REGENTS' MEETING

DECEMBER 1, 1994

AMENDMENTS TO THE 1994-95 BUDGET
(Continued)

<u>tem, Department, Title, Name</u>	<u>Effective Date</u>	<u>% Time</u>	<u>Full-time Salary</u>		<u>RBC</u>
			<u>No. Mos.</u>	<u>Rate</u>	
Internal Medicine Clinic					
4. David Shafer					2
From: Associate Professor		100	12	126,000	
To: Associate Professor	9/1	100	12	136,000	
Source of Funds:					
\$ 75,900 - State Funds					
44,100 - MSRDP Funds					
16,000 - MSRDP Augmentation					
<u>\$136,000</u> - Total Salary					
5. William Belt					3
From: Associate Professor		100	12	120,000	
To: Associate Professor	9/1	100	12	128,000	
Source of Funds:					
\$ 83,850 - State Funds					
30,150 - MSRDP Funds					
14,000 - MSRDP Augmentation					
<u>\$128,000</u> - Total Salary					
6. Kent Davis					4
From: Associate Professor		100	12	120,000	
To: Associate Professor	9/1	100	12	128,000	
Source of Funds:					
\$ 78,115 - State Funds					
35,885 - MSRDP Funds					
14,000 - MSRDP Augmentation					
<u>\$128,000</u> - Total Salary					

U. T. BOARD OF REGENTS' MEETING

DECEMBER 1, 1994

AMENDMENTS TO THE 1994-95 BUDGET
(Continued)

Item, Department, Title, Name	Effective Date	% Time	Full-time Salary		RBC
			No. Mos.	Rate	
Managed Care Clinic					
7. Julia Hwang					5
From: Assistant Professor		100	12	105,318	
To: Assistant Professor	9/1	100	12	110,000	
Source of Funds:					
\$ 70,313 - State Funds					
29,005 - MSRDP Funds					
10,682 - MSRDP Augmentation					
<u>\$110,000</u> - Total Salary					
8. James Lowell					
From: Assistant Professor		100	12	97,500	6
To: Assistant Professor	9/1	100	12	105,000	
Source of Funds:					
\$ 63,375 - State Funds					
28,125 - MSRDP Funds					
13,500 - MSRDP Augmentation					
<u>\$105,000</u> - Total Salary					
Urgent Care Center					
9. Kyle James					7
From: Assistant Professor		100	12	101,000	
To: Assistant Professor	9/1	100	12	107,960	
Source of Funds:					
\$ 50,500 - State Funds					
44,500 - MSRDP Funds					
12,960 - MSRDP Augmentation					
<u>\$107,960</u> - Total Salary					
10. Paul Roberts					
From: Assistant Professor		100	12	101,000	8
To: Assistant Professor	9/1	100	12	107,960	
Source of Funds:					
\$ 65,650 - State Funds					
29,350 - MSRDP Funds					
12,960 - MSRDP Augmentation					
<u>\$107,960</u> - Total Salary					