

THE UNIVERSITY OF TEXAS SYSTEM ADMINISTRATION
CHANCELLOR'S DOCKET NO. 93

April 6, 1998

TO MEMBERS OF THE BUSINESS AFFAIRS AND AUDIT COMMITTEE:

A. W. "Dub" Riter, Jr., Chairman
Thomas O. Hicks
Patrick C. Oxford

The Docket for The University of Texas System Administration and the Dockets recommended by the Chief Administrative Officers concerned and prepared by the component institutions listed below are herewith submitted for ratification or approval, as appropriate, at the meeting of the U. T. System Board of Regents on May 14, 1998. The Executive Vice Chancellor for Health Affairs, the Executive Vice Chancellor for Business Affairs, the Acting Vice Chancellor for Academic Affairs and I concur in these recommendations.

<u>Institutions</u>	<u>Pages</u>
The University of Texas System Administration	C-1 through C-22
The University of Texas at Arlington	AR-1 through AR-17
The University of Texas at Austin	A-1 through A-35
The University of Texas at Dallas	D-1 through D-4
The University of Texas at El Paso	EP-1 through EP-9
The University of Texas - Pan American	PA-1 through PA-3
The University of Texas of the Permian Basin	PB-1 through PB-4
The University of Texas at San Antonio	SA-1 through SA-6
The University of Texas at Tyler	TA-1 through TA-4
The University of Texas Southwestern Medical Center at Dallas	HD-1 through HD-22
The University of Texas Medical Branch at Galveston	G-1 through G-18
The University of Texas Health Science Center at Houston	HH-1 through HH-21
The University of Texas Health Science Center at San Antonio	HS-1 through HS-15
The University of Texas M. D. Anderson Cancer Center	CC-1 through CC-16
The University of Texas Health Center at Tyler	HT-1 through HT-3


William H. Cunningham
Chancellorxc: Other Members of
the Board

THE UNIVERSITY OF TEXAS SYSTEM ADMINISTRATION
U. T. BOARD OF REGENTS' MEETING
MAY 14, 1998

TABLE OF CONTENTS

	<u>Page</u>
Adjustments to the 1997-98 System-Wide Pay Plan.....	C - 3
Amendments to the 1997-98 Budget.....	C - 7
Fees and Miscellaneous Charges	
General Property Deposit.....	C - 9
Other Matters	
Newly Commissioned University of Texas System Peace Officers.....	C - 10
Real Estate Office Report.....	C - 11
Medical and Dental Services, Research and Development	
Programs/Physicians Referral Service.....	C - 12

THE UNIVERSITY OF TEXAS SYSTEM ADMINISTRATION
U. T. BOARD OF REGENTS' MEETING
MAY 14, 1998

SYSTEM-WIDE CLASSIFIED PERSONNEL PAY PLAN RECOMMENDATION

ADJUSTMENTS TO THE 1997-98 SYSTEM-WIDE CLASSIFIED PERSONNEL PAY PLAN

Ratification is requested for the following adjustments to the 1997-98 System-wide Classified Personnel Pay Plan:

NEW TITLES

<u>Code</u>	<u>Title</u>	<u>System-wide Annual Salary Range</u>
1013	In-Vitro Fertilization (IVF) Program Coordinator	\$26,064- \$43,668
1016	Senior In-Vitro Fertilization (IVF) Technologist	29,628 - 49,752
1029	In-Vitro Fertilization (IVF) Technologist	27,792 - 46,620
1048	Coordinator, Transitional Care	51,120 - 73,596
1110	Associate Director, Radiation Oncology	56,000 - 91,600
1129	Radiologic Specialty Technologist	29,376 - 42,060
1218	Assistant Director, Rehabilitation Services	51,120 - 73,596
1244	Activities Director	15,660 - 22,164
1349	Coding and Charge Manager	35,304 - 50,640
1638	Certified Orthotist	30,612 - 51,396
1695	Senior Orthotic/Prosthetic Technician	26,904 - 40,932
1708	Ophthalmic Clinic Manager	35,940 - 60,552
1711	Anesthesiologist's Assistant	51,396 - 77,226
1712	Director, Provider Relations	43,500 - 71,000
1718	Research Ophthalmic Technician	30,612 - 51,396
1743	Imaging Laboratories Supervisor	30,612 - 51,396
1827	Research Dental Assistant	16,956 - 27,792
1926	Manager, Physician Relations Program	42,456 - 61,020
2013	Credentialing Coordinator	29,800 - 48,400
2017	Credentialing Assistant	22,368 - 31,896
3057	Senior Registrar's Assistant	25,656 - 40,836
3058	Registrar's Assistant	20,640 - 32,256
8658	Assistant Director, Scientific Publications	48,900 - 79,900
8687	Member Services Representative	36,200 - 59,000
9008	Office Manager	35,304 - 50,640
9271	Information Systems Operations Analyst III	38,291 - 61,164
9272	Information Systems Operations Analyst II	31,848 - 50,880
9273	Information Systems Operations Analyst I	26,184 - 41,112

THE UNIVERSITY OF TEXAS SYSTEM ADMINISTRATION
U. T. BOARD OF REGENTS' MEETING
MAY 14, 1998

ADJUSTMENTS IN SALARY RANGE

<u>Code</u>	<u>Title</u>	System-wide	
		<u>Annual Salary Range</u>	<u>From</u> <u>To</u>
1012	Nurse Anesthetist Supervisor/Chief UT HC Tyler institutional range of	\$71,316-\$109,560	\$71,316-\$131,220
1025	Professional Nurse Practitioner UT HC Tyler institutional range of	41,184 - 73,728	87,876- 131,220 41,184 - 97,560
1040	Clinical Supervisor UT HC Tyler institutional range of	45,000 - 74,304	67,658 - 97,560 38,712 - 74,304
1067	Quality Improvement Specialist UT HC Tyler institutional range of	33,696 - 54,900	38,712 - 55,584 32,196 - 54,900
1070	Surgical Technician UT HC Tyler institutional range of	19,716 - 32,628	32,196 - 46,152 14,352 - 32,628
1238	Occupational Therapy Assistant I UT HC Tyler institutional range of	19,032 - 38,292	14,352 - 20,268 19,032 - 38,352
1260	Assistant Technical Director/Chief Respiratory Therapy Assistant UT HC Tyler institutional range of	37,164 - 65,676	26,820 - 38,352 32,196 - 65,676 32,196 - 46,152
1286	Speech Pathologist II/Language Pathologist UT HC Tyler institutional range of	30,612 - 59,364	30,612 - 61,020 42,456 - 61,020
1763	Ophthalmic Technician I UT HSCSA institutional range of	19,608 - 37,164	19,608 - 42,132 24,456 - 42,132
1764	Ophthalmic Assistant UT HSCSA institutional range of	17,976 - 29,628	19,608 - 33,828 19,608 - 33,828
1765	Ophthalmic Technician II	25,236 - 42,300	26,904 - 46,308
1813	Prosthodontic Lab Technician/ Research Dental Hygienist UT HSCSA institutional range of	26,100 - 42,300	26,100 - 58,596 34,812 - 58,596
1947	Patient Advocate II/Coordinator UT M.D. Anderson institutional range of	29,496 - 54,900	29,496 - 59,000 36,200 - 59,000
1995	Customer Service Representative UT HC Tyler institutional range of	17,436 - 32,628	17,436 - 55,584 38,712 - 55,584
3068	Housing Coordinator I UT Pan American institutional range of	17,436 - 26,160	17,436 - 28,104 20,808 - 28,104
4321	Biomedical Instrument Services Technician IV UT HC Tyler institutional range of	30,612 - 51,396	30,612 - 55,584 38,712 - 55,584
4460	Animal Resources Team Leader UT HC Tyler institutional range of	18,888 - 29,496	17,112 - 29,496 17,112 - 24,264
5016	Construction Planner and Estimator UT M.D. Anderson institutional range of	25,236 - 54,900	25,236 - 59,000 36,200 - 59,000

THE UNIVERSITY OF TEXAS SYSTEM ADMINISTRATION
U. T. BOARD OF REGENTS' MEETING
MAY 14, 1998

ADJUSTMENTS IN SALARY RANGE (Continued)

Code	Title	System-wide Annual Salary Range	
		From	To
5033	Facilities Maintenance Manager UT Austin institutional range of	\$41,150 - \$65,040	\$32,496 - \$65,040 32,496 - 45,420
5321	Manager, Telecommunication Customer Services	26,904 - 50,004	26,904 - 60,552 35,940 - 60,552
8115	UT HSCSA institutional range of Educational Specialist IV/Teaching Specialist II/Program Coordinator	21,528 - 33,696	21,528 - 42,060 29,376 - 42,060
8328	UT HC Tyler institutional range of Graphics Designer III	26,904 - 46,308	23,700 - 46,308 23,700 - 32,628
8425	UT Pan American institutional range of Television/Video Project Manager	37,200 - 60,600	37,200 - 67,428 42,216 - 67,428
8440	UTMB institutional range of Assistance Director Technology Resources	30,432 - 42,468	38,364 - 53,100
8511	Medical Illustration Supervisor UT HSCSA institutional range of	29,628 - 51,396	29,628 - 56,712 33,696 - 56,712
8617	Computer Publishing Specialist UT Tyler institutional range of	19,104 - 31,644	17,832 - 31,644 17,832 - 29,412
8675	Senior Informational Writer/III UT M.D. Anderson institutional range of	22,248 - 47,568	22,248 - 48,400 29,800 - 48,400
8712	Copy Services Manager UT Austin institutional range of	29,496 - 43,644	29,496 - 45,420 32,496 - 45,420
8726	Copy Center Supervisor I UT HC Tyler institutional range of	20,232 - 35,016	18,696 - 35,016 18,696 - 26,568
9021	Manager, Telecommunications Services UT HSCSA institutional range of	43,668 - 76,200	30,612 - 76,200 30,612 - 51,396
9047	Manager, Telecommunication/Operations Technical Services	37,164 - 62,580	34,860 - 62,580 34,860 - 55,692
9121	UTMB institutional range of Programming Manager/Manager, Programming Services	38,628 - 57,744	38,628 - 67,008 46,584 - 67,008
9314	UT HC Tyler institutional range of Manager, Operations and Services	24,864 - 68,628	34,812 - 78,684 55,812 - 78,684
9328	UT Pan American institutional range of Computer Lab Proctor	12,804 - 17,292	14,004 - 23,088 17,484 - 23,088
9362	UT Pan American institutional range of Magnetic Tape Librarian	15,300 - 26,064	16,056 - 28,104 20,808 - 28,104
9363	UT Pan American institutional range of Computer Lab Supervisor	13,068 - 24,864	13,068 - 36,012 26,436 - 36,012
9392	UT Pan American institutional range of Network Technician/Support Specialist II/ Network Specialist II	28,704 - 49,752	26,820 - 49,752 26,820 - 38,352
	UT HC Tyler institutional range of		

THE UNIVERSITY OF TEXAS SYSTEM ADMINISTRATION
 U. T. BOARD OF REGENTS' MEETING
 MAY 14, 1998

ADJUSTMENTS IN SALARY RANGE (Continued)

<u>Code</u>	<u>Title</u>	System-wide	
		<u>Annual Salary Range</u>	
		<u>From</u>	<u>To</u>
9565	Affirmative Action Representative	\$25,704 - \$56,748	\$28,704 - \$57,012
	UT Pan American institutional range of		41,484 - 57,012
9568	Risk Manager	43,668 - 71,316	37,166 - 71,316
	UTSA institutional range of		37,166 - 61,352
9720	Real Estate Specialist	32,172 - 59,532	27,012 - 49,992

ADJUSTMENTS IN TITLE AND SALARY RANGE

<u>Code</u>	<u>Title</u>	System-wide	
		<u>Annual Salary Range</u>	
		<u>From</u>	<u>To</u>
1811	Manager, Admissions/Financial	\$28,704 - \$47,400	\$29,376 - \$42,060
	UT HC Tyler institutional change in title and range		
2012	Sponsored Programs Assistant	22,800 - 36,804	29,800 - 48,400
5296	Pest Technician	16,500 - 29,628	22,500 - 36,300
8211	Translator Supervisor	31,632 - 51,396	36,200 - 59,000

The above referenced adjustments reflect those actions necessary to establish or maintain internal and external equity and/or accurately define and classify jobs. Salary ranges are supported by compensation data for the area concerned. These adjustments have been initiated by the various component institutions, appropriately reviewed, and have received the approval of the Office of the Chancellor.

THE UNIVERSITY OF TEXAS SYSTEM ADMINISTRATION
U. T. BOARD OF REGENTS' MEETING
MAY 14, 1998

AMENDMENTS TO THE 1997-98 BUDGET

The following Requests for Budget Changes (RBC) have been administratively approved as required by the appropriate Executive Vice Chancellor or Vice Chancellor and by the Chancellor and are recommended for ratification by the U. T. Board of Regents.

The term "rate" for academic institutions is the full-time nine-month base rate and for health institutions is the full-time twelve-month base rate; for all other personnel it is the full-time rate, the appointee receiving a proportionate amount depending upon the fraction of time for which he is appointed and the period of his appointment. Source of funds for payment of salaries, unless otherwise shown, is the departmental salaries account.

<u>Item, Department, Title, Name</u>	<u>Effective Date</u>	<u>% Time</u>	<u>Full-time Salary</u>		<u>RBC</u>
			<u>No. Mos.</u>	<u>Rate</u>	
<u>APPOINTMENTS, PROMOTIONS, AND SALARY INCREASES</u>					
OFFICE OF THE BOARD OF REGENTS					
1. Francie A. Frederick					D6
From: Acting Vice Chancellor for Academic Affairs		100	12	136,235	
		SUPLT	12	12,000	
To: Executive Secretary to the Board	6/01-8/31	100	12	150,000	
OFFICE OF THE VICE CHANCELLOR FOR ACADEMIC AFFAIRS					
OFFICE OF THE CHANCELLOR - FACULTY ADVISORY COUNCIL					
Vice Chancellor for Academic Affairs					
2. Edwin R. Sharpe, Jr.	6/01-8/31	100	12	173,000	D10
OFFICE OF THE VICE CHANCELLOR FOR TELECOMMUNICATIONS & INFORMATION TECHNOLOGY					
TELECOMMUNICATIONS INFRASTRUCTURE					
Coordinator of Telecommunications Services					
3. Robert Ports, Jr.	2/06-8/31	100	12	79,035	D12
OFFICE OF FINANCE					
4. Pamela K. Clayton					D11
From: Director of Finance		100	12	76,811	
To: Assistant Vice Chancellor for Finance	1/16-8/31	100	12	84,492	

THE UNIVERSITY OF TEXAS SYSTEM ADMINISTRATION
U. T. BOARD OF REGENTS' MEETING
MAY 14, 1998

AMENDMENTS TO THE 1997-98 BUDGET
(Continued)

TRANSFER OF FUNDS

			<u>RBC</u>
5.	Amount of Transfer:	\$ 290,679.03	D8
	From: Interest Earned on RFS Bonds, Series 1996A		
	To: Gifts & Grants Project 902-815		

To change the source of funds for U. T. Brownsville's Science, Engineering Technology building, Project 902-815 in the amount of \$290,679.03. Interest on Revenue Financing System (RFS) Bonds, Series 1996A Bond proceeds are being used as the funding source in place of Gifts and Grants. Original project funding appropriation was approved by the Board of Regents on May 11, 1995.

6.	Amount of Transfer:	\$ 485,000.00	D7
	From: Interest on Revenue Financing System (RFS) Commercial Paper Notes (Tuition)	\$ 509.33	
	Interest on RFS Bonds, Series 1995A	76,589.88	
	Interest Earned on RFS Bonds, Series 1996A	407,900.79	
	To: Unallocated Proceeds on RFS Commercial Paper Notes	\$ 485,000.00	

To change the source of funds for U. T. Pan American's Existing Science Building Renovation, Project 901-908 in the amount of \$485,000.00. Revenue Financing System (RFS) Proceeds are being returned from the project and being replaced by Interest on Proceeds from RFS Commercial Paper as the funding source. Original project funding appropriation was approved by the Board of Regents on August 14, 1997.

7.	Amount of Transfer:	\$ 1,750,000	D9
	From: Interest on PUF Bond Proceeds		
	To: Unallocated Proceeds from Sale of PUF Bonds		

To change the source of funds for U. T. San Antonio Downtown Campus Building II, Project Number 401-855 in the amount of \$1,750,000. PUF Bond Proceeds are being returned from the project and being replaced by Interest on PUF Bond Proceeds as the funding source. Original PUF Bond appropriation by the Board of Regents on May 9, 1996 was in the amount of \$12,100,000.

THE UNIVERSITY OF TEXAS SYSTEM ADMINISTRATION
U. T. BOARD OF REGENTS' MEETING
MAY 14, 1998

FEES AND MISCELLANEOUS CHARGES

GENERAL PROPERTY DEPOSIT AUTHORIZATION

Authorization for U. T. System 1998-1999 general property deposits recommended for approval by the U. T. Board of Regents and inclusion in institutional catalogs has been approved by the Executive Vice Chancellor for Health Affairs and the Acting Vice Chancellor for Academic Affairs. All recommended charges are consistent with statutory requirements and have the concurrence of the component chief administrative officers.

<u>INSTITUTION</u>	<u>DEPOSIT</u>
U. T. ARLINGTON	\$10.00
U. T. AUSTIN	\$10.00
U. T. BROWNSVILLE	\$10.00
U. T. DALLAS	\$10.00
U. T. EL PASO	\$10.00
U. T. PAN AMERICAN	\$10.00
U. T. PERMIAN BASIN	\$10.00
U. T. SAN ANTONIO	\$10.00
U. T. TYLER	\$10.00
U. T. HEALTH SCIENCE CENTER - HOUSTON	\$10.00*
U. T. HEALTH SCIENCE CENTER - SAN ANTONIO	\$10.00*
U. T. MEDICAL BRANCH - GALVESTON	\$10.00*
U. T. SOUTHWESTERN MEDICAL CENTER - DALLAS	\$10.00*

*Do not plan to collect for 1998-99.

THE UNIVERSITY OF TEXAS SYSTEM ADMINISTRATION
U. T. BOARD OF REGENTS' MEETING
MAY 14, 1998

OTHER MATTERS

The University of Texas System Board of Regents
Ratification of
Newly Commissioned University of Texas System Peace Officers

In accordance with Chapter 51.203 of the Texas Education Code, the Board of Regents is requested to ratify the commissioning of the below listed individuals as peace officers effective January 28, 1998. The following officers have completed a course of training that included mandated Texas Commission on Law Enforcement Officer Standards and Education courses at the University of Texas System Police Training Academy and have successfully passed the State of Texas Peace Officer Licensing Examination.

<u>Name</u>	<u>Component Institution</u>
Casey G. Knowles	U. T. Arlington
Scott D. Morgan	U. T. Arlington
John J. Mutchler	U. T. Arlington
Mark S. Rodgers	U. T. Arlington
Christopher M. Allen	U. T. Austin
Federico A. Cisneros	U. T. Brownsville
Eddy Castillo	U. T. Pan American
Theodore C. Boyer	U. T. San Antonio
John D. Lomakoski	U. T. San Antonio
Douglas C. Macintosh	U. T. San Antonio
Jay C. Neumann	U. T. San Antonio
Thomas E. Patten, Jr.	U. T. San Antonio
Robert T. Stresen-Reuter	U. T. San Antonio
Heather R. Walleck	U. T. San Antonio
Marcus W. Lewis	U. T. Southwestern Medical Center at Dallas
Steven P. Atkins	U. T. Health Science Center at San Antonio

THE UNIVERSITY OF TEXAS SYSTEM
 BOARD OF REGENTS MEETING
 MAY 14, 1998
 REAL ESTATE ASSETS

Managed by U.T. System Real Estate Office
 Summary Report of February 28, 1998

		FUND TYPE							
		Current Purpose Restricted		Endowment & Similar Funds		Annuity & Life Income Funds		TOTAL	
		Book	Market	Book	Market	Book	Market	Book	Market
Land & Buildings:	Beginning Value 11/30/97	14,541,577	24,100,279	24,730,035	93,162,274	3,165,384	2,377,651	42,436,968	119,640,204
	Increase or Decrease	(1,818,712)	(2,829,271)	127,698	(699,832)	(1,273,715)	(1,081,013)	(2,962,429)	(4,580,116)
	Ending Value 02/28/98	12,724,865	21,271,008	24,858,033	92,462,442	1,891,669	1,296,638	39,474,566	115,060,088
Other Real Estate:	Beginning Value 11/30/97	273,210	273,210	577,625	577,625			850,835	850,835
	Increase or Decrease	(119,616)	(119,616)	(106,900)	(106,900)			(228,516)	(228,516)
	Ending Value 02/28/98	153,594	153,594	488,725	488,725			622,319	622,319

C-11

Report prepared in accordance with Sec. 51.0632 of the Texas Education Code.
 Details of individual assets by account furnished on request.

The University of Texas System


U.T. Board of Regents' Meeting

May 14, 1998

PHYSICIAN/DENTAL PRACTICE PLANS

Quarterly Financial Report

(Unaudited)



February 1998

THE UNIVERSITY OF TEXAS SYSTEM
Combined MSRDP/DSRDP/PRS Year-to-Date Summary of Operations
For the Six Months Ending February 28, 1998

	For the Year Ended August 31, 1998*			
	Total	Budget	Cumulative	Variance
	Budget	Allocation	Year-to-Date	Over (Under)
Beginning Balance, September 1, 1997	\$ 336,013,388	336,013,388	336,013,388	-
Less: September 1, 1997 Fund Balance for 5.01(a) Corp.	(1,439,073)	(1,439,073)	(1,439,073)	-
Adjusted Beginning Balance, September 1, 1997	334,574,315	334,574,315	334,574,315	-
Revenues and Other Additions:				
Investment Revenues	-	-	562,489,194	-
Less:				
Un-sponsored Charity Care	-	-	211,076,589	-
Contractual Adjustments	-	-	109,746,608	-
Bad Debt Write-offs	-	-	21,380,215	-
Other Unreimbursed Medical Costs	-	-	12,010,783	-
Other (Profess. Courtesy & Change in Accts. Rec.)	-	-	15,875,801	-
Net Collections	-	-	192,399,198	-
Contractual and Other Income	-	-	94,998,224	-
Investment Revenues	-	-	3,810,445	-
Subtotal - per Monthly Financial Report	573,112,908	276,710,686	291,207,867	14,497,180
Other Additions	-	-	347,697	347,697
TOTAL REVENUES AND OTHER ADDITIONS	573,112,908	276,710,686	291,555,564	14,844,877
Expenditures and Other Deductions:				
Faculty Salaries	216,973,859	112,956,424	110,662,393	(2,294,031)
Other Salaries (Staff & Resident Salaries)	107,415,260	51,646,463	51,063,039	(583,424)
Fringe Benefits	103,097,465	54,714,399	56,997,218	2,282,819
Maintenance and Operations	105,928,141	49,943,730	49,106,285	(837,445)
Professional Liability Insurance	23,414,694	11,377,855	10,518,527	(859,328)
Capital Outlay	15,306,431	6,185,391	5,200,858	(984,533) (2)
Other (Travel, Official Functions, & Debt Service)	10,656,122	5,370,772	6,017,361	646,589 (3)
Subtotal - per Monthly Financial Report	582,791,979	292,193,034	289,565,681	(2,629,333)
Other Deductions	6,961,477	3,596,108	3,111,090	(485,018)
TOTAL EXPENDITURES AND OTHER DEDUCTIONS	589,753,456	295,791,142	292,676,771	(3,114,371)
Net Increase (Decrease) for the Period	(16,640,548)	(19,080,456)	(1,121,207)	17,959,249
Ending Fund Balance, February 28, 1998	\$ 317,933,767	315,493,859	333,453,108	17,959,249

*The format of this report was changed to be more consistent with the institutions' budgets. Currently, the institutions do not budget the specific revenue items, but instead budget on a total revenue basis. Therefore, this quarterly report compares only actual total revenues to budgeted total revenues.

Note: Variance explanations for shaded items are included on the following page.

See the *Glossary of Terms* for definitions of line items.

THE UNIVERSITY OF TEXAS SYSTEM
Explanations Of Variances To Practice Plans
Summary Of Operations
For The Six Months Ending February 28, 1998

Explanations are provided for variances equal to or greater than 10% of the year-to-date allocated budget and greater than \$500,000.

- (1) Restated Beginning Balance – In order to provide consistency with the approved methodology for reporting the 5.01(a) corporations (the corporations), the September 1, 1997 beginning balances have been restated to exclude the fund balances for the corporations. As indicated in the memo dated March 16, 1998, Dr. Mullins and Mr. Burck have agreed that all the corporations should be reported in other designated funds, separate and distinct from practice plan funds.

Expenditures and Other Deductions

- (2) Capital Outlay – The \$1 million (15.9%) variance below budget is primarily attributable to U.T. Medical Branch at Galveston which has been scrutinizing capital outlay expenditures more closely, resulting in a reduced level of year-to-date capital expenditures.
- (3) Other (Travel, Official Functions & Debt Service) – The \$600,000 (12%) of expenditures over budget is primarily due to U.T. Southwestern. U.T. Southwestern's expenditures exceeded the budget allocation by \$1.1 million (87.7%) as a result of understated budgets in this category. This variance is expected to continue.

BAD DEBT WRITE-OFFS – *Write-offs of uncollectible charges on patients who are not financially or medically indigent.*

CAPITAL OUTLAY – *Cost of capital acquisitions funded from plan resources not reported in "Debt Service" below.*

CONTRACTUAL ADJUSTMENTS – *Contractual adjustments with commercial carriers such as PPOs, HMOs, etc.*

CONTRACTUAL INCOME – *Income received for contractual physician services to affiliated hospitals and contractual physician services to the Texas Department of Criminal Justice at U.T. Medical Branch at Galveston.*

FACULTY SALARIES – *All faculty salary payments including salary augmentation.*

RINGE BENEFITS – *Group insurance premiums (net of premium sharing) paid by the plan, supplemental retirement annuities, parking, and mandatory state benefits (retirement, OASI, WCI, premium sharing, etc.).*

GROSS CHARGES – *Posted charges and contract income.*

INVESTMENT REVENUES – *Income earned from investments.*

MAINTENANCE AND OPERATIONS – *All expenditures not classified elsewhere, i.e., utilities, supplies, repairs and maintenance, shipping and postage, etc.*

MSRDP/DSRDP/PRS – *Medical Services Research and Development Plan/Dental Services Research and Development Plan/Physicians' Referral Service. These plans are trust funds established by the U.T. Board of Regents that operate under approved bylaws, authorizing the specific types of expenditures that can be made. The expenditures in these plans come from the services provided by physicians' services to patients and include outlays for supplies, equipment, salaries, and staff benefits.*

NET COLLECTIONS – *Cash collections during the period, i.e., gross charges less all deductions.*

OTHER ADDITIONS – *Transfers from non-practice plan funds, which are not budgeted.*

OTHER DEDUCTIONS – *Annual change in Accrued Compensable Absences payable and transfers to non-practice plan funds for the establishment of quasi-endowments, to provide funding for new programs outside the plan, to provide reimbursement for services rendered, and to provide salary and program enhancement supplements.*

OTHER DEDUCTIONS FROM GROSS CHARGES:

PROFESSIONAL COURTESY – *Unbilled charges on medical profession patients.*

CHANGE IN ACCOUNTS RECEIVABLE – *Ending accounts receivable less beginning accounts receivable to arrive at a cash basis "Net Collections" balance.*

OTHER EXPENDITURES:

TRAVEL – *All costs associated with travel.*

OFFICIAL FUNCTIONS – *Business related events, which are of documented benefit to the institution.*

DEBT SERVICE – *Principal and interest paid on any debt, i.e., building construction, renovation, lease-purchase agreements, etc.*

OTHER INCOME – *Income not related to patient care.*

OTHER SALARIES:

RESIDENT SALARIES – *Salaries paid to resident physicians.*

STAFF SALARIES – *All non-faculty salary payments, excluding resident salaries.*

OTHER UNREIMBURSED MEDICAL COSTS – *All other write-offs, i.e., charges for non-preapproved secondary procedures, pathology professional charges, charges for "not medically necessary" procedures, and unbilled charges and discounts for personal courtesy and employees.*

PROFESSIONAL LIABILITY INSURANCE – *Professional liability insurance premiums paid by the institution on behalf of plan members.*

UNSPONSORED CHARITY CARE – *Unreimbursed services to financially or medically indigent patients.*

THE UNIVERSITY OF TEXAS SOUTHWESTERN MEDICAL CENTER AT DALLAS
MSRDP/PRS Year-to-Date Summary of Operations
For the Six Months Ending February 28, 1998

	For the Year Ended August 31, 1998*			
	Total Budget	Budget Allocation Year-to-Date	Cumulative Year-to-Date Actual	Variance Over (Under)
Beginning Balance, September 1, 1997	\$ 107,352,878	107,352,878	107,352,878	-
Less: September 1, 1997 Fund Balance for 5.01(a) Corp.	(1,179,551)	(1,179,551)	(1,179,551)	-
Restated Beginning Balance, September 1, 1997	<u>106,173,327</u>	<u>106,173,327</u>	<u>106,173,327</u>	-
Revenues and Other Additions:				
Gross Charges	-	-	189,832,994	-
Less:				
Un-sponsored Charity Care	-	-	85,535,851	-
Contractual Adjustments	-	-	29,695,427	-
Bad Debt Write-offs	-	-	3,013,753	-
Other Unreimbursed Medical Costs	-	-	2,410,818	-
Other (Profess. Courtesy & Change in Accts. Rec.)	-	-	9,462,441	-
Net Collections	-	-	59,714,704	-
Contractual and Other Income	-	-	32,193,865	-
Investment Revenues	-	-	487,352	-
Subtotal - per Monthly Financial Report	<u>171,113,887</u>	<u>78,448,332</u>	<u>92,395,921</u>	<u>13,947,589</u>
Other Additions	-	-	-	-
TOTAL REVENUES AND OTHER ADDITIONS	<u>171,113,887</u>	<u>78,448,332</u>	<u>92,395,921</u>	<u>13,947,589</u>
Expenditures and Other Deductions:				
Faculty Salaries	66,439,861	35,539,425	34,146,067	(1,393,358)
Other Salaries (Staff & Resident Salaries)	33,913,925	16,575,186	14,705,487	(1,869,699)
Fringe Benefits	24,084,909	14,387,014	14,330,555	(56,459)
Maintenance and Operations	36,935,537	17,266,175	17,093,439	(172,736)
Professional Liability Insurance	6,918,558	3,336,652	3,343,310	6,658
Capital Outlay	4,217,632	1,721,895	2,128,515	406,620
Other (Travel, Official Functions, & Debt Service)	2,331,319	1,201,438	2,255,554	1,054,116
Subtotal - per Monthly Financial Report	<u>174,841,741</u>	<u>90,027,785</u>	<u>88,002,927</u>	<u>(2,024,858)</u>
Other Deductions	<u>1,461,477</u>	<u>1,096,108</u>	<u>905,581</u>	<u>(190,527)</u>
TOTAL EXPENDITURES AND OTHER DEDUCTIONS	<u>176,303,218</u>	<u>91,123,893</u>	<u>88,908,508</u>	<u>(2,215,385)</u>
Net Increase (Decrease) for the Period	<u>(5,189,331)</u>	<u>(12,675,561)</u>	<u>3,487,413</u>	<u>16,162,974</u>
Ending Fund Balance, February 28, 1998	<u>\$ 100,983,996</u>	<u>93,497,766</u>	<u>109,660,740</u>	<u>16,162,974</u>

*The format of this report was changed to be more consistent with the institutions' budgets. Currently, the institutions do not budget the specific revenue items, but instead budget on a total revenue basis. Therefore, this quarterly report compares only actual total revenues to budgeted total revenues.

**THE UNIVERSITY OF TEXAS SYSTEM HEALTH COMPONENT INSTITUTIONS
ALLIED HEALTH FACULTY SERVICES PLAN
SOUTHWESTERN MEDICAL CENTER AT DALLAS**

**SUMMARY OF OPERATIONS
FOR THE QUARTER ENDING FEBRUARY 28, 1998**

Beginning Fund Balance, 9/1/97		\$1,729,371
Gross Charges		\$666,203
Less: Refunds (Patients, Insur. Co., Other)	\$1,560	
Un-sponsored Charity Care	\$11,894	
Professional Courtesy	\$4,888	
Contractual Adjustments	\$142,454	
Bad Debt Write-offs	\$11,037	
Other Unreimbursed Medical Costs	\$134,290	
Change in Accounts Receivable	\$5,061	
TOTAL LESS		<u>\$311,184</u>
Net Collections		\$355,019
Investment Revenues		\$6,028
Other Additions		\$134,234
TOTAL REVENUES AND OTHER ADDITIONS		\$495,281
Expenditures and Other Deductions: Faculty Salaries		\$95,581
Staff Salaries		\$141,004
Fringe Benefits		\$68,319
Maintenance and Operations		\$146,960
Travel		\$6,994
Capital Outlay		\$3,993
Official Functions		\$6,645
New Programs		\$35,286
TOTAL EXPENDITURES AND OTHER DEDUCTIONS		<u>\$504,782</u>
Excess of Revenues and Other Additions over Expenditures and Other Deductions		(\$9,501)
NET CHANGE IN ACCOUNTS RECEIVABLE		\$0
Ending Fund Balance, 2/28/98		<u><u>\$1,719,870</u></u>

NOTE: ENDING FUND BALANCE WAS COMPOSED OF THE FOLLOWING:

UNRESTRICTED: Reserved		
Orders and Contracts		\$52,816
Accounts Receivable		\$390,691
UNRESERVED: Allocated		
FSP Operating Funds		<u>\$1,276,363</u>
TOTAL		<u><u>\$1,719,870</u></u>

Prepared By: *U.T. System Office of Health Affairs*
Source: *U.T. Southwestern Medical Center at Dallas*

THE UNIVERSITY OF TEXAS MEDICAL BRANCH AT GALVESTON
MSRDP/PRS Year-to-Date Summary of Operations
For the Six Months Ending February 28, 1998

	For the Year Ended August 31, 1998*			
	Total Budget	Budget Allocation Year-to-Date	Cumulative Year-to-Date Actual	Variance Over (Under)
Beginning Balance, September 1, 1997	\$ 27,192,624	27,192,624	27,192,624	-
Less: September 1, 1997 Fund Balance for 5.01(a) Corp.	-	-	-	-
Restated Beginning Balance, September 1, 1997	<u>27,192,624</u>	<u>27,192,624</u>	<u>27,192,624</u>	<u>-</u>
Revenues and Other Additions:				
Gross Charges	-	-	119,836,654	-
Less:				
Un-sponsored Charity Care	-	-	43,712,041	-
Contractual Adjustments	-	-	23,459,995	-
Bad Debt Write-offs	-	-	10,487,878	-
Other Unreimbursed Medical Costs	-	-	2,808,120	-
Other (Profess. Courtesy & Change in Accts. Rec.)	-	-	2,467,945	-
Net Collections	<u>-</u>	<u>-</u>	<u>36,900,675</u>	<u>-</u>
Contractual and Other Income	-	-	18,450,094	-
Investment Revenues	-	-	259,530	-
Subtotal - per Monthly Financial Report	<u>115,313,750</u>	<u>56,452,563</u>	<u>55,610,299</u>	<u>(842,264)</u>
Other Additions	<u>-</u>	<u>-</u>	<u>347,697</u>	<u>347,697</u>
TOTAL REVENUES AND OTHER ADDITIONS	<u>115,313,750</u>	<u>56,452,563</u>	<u>55,957,996</u>	<u>(494,567)</u>
Expenditures and Other Deductions:				
Faculty Salaries	40,500,000	22,500,000	21,264,965	(1,235,035)
Other Salaries (Staff & Resident Salaries)	34,657,113	15,549,166	16,906,822	1,357,656
Fringe Benefits	15,208,610	7,700,412	8,614,720	914,308
Maintenance and Operations	13,878,531	7,181,414	7,138,092	(43,322)
Professional Liability Insurance	4,401,093	2,193,681	2,082,263	(111,418)
Capital Outlay	4,535,686	2,060,936	1,091,030	(969,906)
Other (Travel, Official Functions, & Debt Service)	2,743,901	1,403,883	976,325	(427,558)
Subtotal - per Monthly Financial Report	<u>115,924,934</u>	<u>58,589,492</u>	<u>58,074,217</u>	<u>(515,275)</u>
Other Deductions	<u>-</u>	<u>-</u>	<u>479,429</u>	<u>479,429</u>
TOTAL EXPENDITURES AND OTHER DEDUCTIONS	<u>115,924,934</u>	<u>58,589,492</u>	<u>58,553,646</u>	<u>(35,846)</u>
Net Increase (Decrease) for the Period	<u>(611,184)</u>	<u>(2,136,929)</u>	<u>(2,595,650)</u>	<u>(458,721)</u>
Ending Fund Balance, February 28, 1998	<u>\$ 26,581,440</u>	<u>25,055,695</u>	<u>24,596,974</u>	<u>(458,721)</u>

*The format of this report was changed to be more consistent with the institutions' budgets. Currently, the institutions do not budget the specific revenue items, but instead budget on a total revenue basis. Therefore, this quarterly report compares only actual total revenues to budgeted total revenues.

THE UNIVERSITY OF TEXAS HEALTH SCIENCE CENTER AT HOUSTON
MSRDP/PRS Year-to-Date Summary of Operations
For the Six Months Ending February 28, 1998

	For the Year Ended August 31, 1998*			
	Total Budget	Budget Allocation Year-to-Date	Cumulative Year-to-Date Actual	Variance Over (Under)
Beginning Balance, September 1, 1997	\$ 45,260,654	45,260,654	45,260,654	-
Less: September 1, 1997 Fund Balance for 5.01(a) Corp.	-	-	-	-
Restated Beginning Balance, September 1, 1997	<u>45,260,654</u>	<u>45,260,654</u>	<u>45,260,654</u>	-
Revenues and Other Additions:*				
Gross Charges	-	-	75,525,990	-
Less:				
Un-sponsored Charity Care	-	-	36,297,588	-
Contractual Adjustments	-	-	11,938,012	-
Bad Debt Write-offs	-	-	3,633,914	-
Other Unreimbursed Medical Costs	-	-	46,730	-
Other (Profess. Courtesy & Change in Accts. Rec.)	-	-	986,856	-
Net Collections	-	-	<u>22,622,890</u>	-
Contractual and Other Income	-	-	35,869,356	-
Investment Revenues	-	-	650,970	-
Subtotal - per Monthly Financial Report	<u>109,932,998</u>	<u>58,680,000</u>	<u>59,143,216</u>	<u>463,216</u>
Other Additions	-	-	-	-
TOTAL REVENUES AND OTHER ADDITIONS	<u>109,932,998</u>	<u>58,680,000</u>	<u>59,143,216</u>	<u>463,216</u>
Expenditures and Other Deductions:				
Faculty Salaries	46,000,000	22,000,000	22,680,204	680,204
Other Salaries (Staff & Resident Salaries)	18,000,000	8,500,000	8,406,356	(93,644)
Fringe Benefits	17,250,000	9,000,000	10,008,526	1,008,526
Maintenance and Operations	26,158,170	11,300,000	10,103,179	(1,196,821)
Professional Liability Insurance	3,400,000	1,700,000	1,656,993	(43,007)
Capital Outlay	4,000,000	1,000,000	686,438	(313,562)
Other (Travel, Official Functions, & Debt Service)	1,750,000	800,000	877,446	77,446
Subtotal - per Monthly Financial Report	<u>116,558,170</u> **	<u>54,300,000</u>	<u>54,419,142</u>	<u>119,142</u>
Other Deductions	<u>5,500,000</u> **	<u>2,500,000</u>	<u>1,448,880</u>	<u>(1,051,120)</u>
TOTAL EXPENDITURES AND OTHER DEDUCTIONS	<u>122,058,170</u>	<u>56,800,000</u>	<u>55,868,022</u>	<u>(931,978)</u>
Net Increase (Decrease) for the Period	<u>(12,125,172)</u>	<u>1,880,000</u>	<u>3,275,194</u>	<u>1,395,194</u>
Ending Fund Balance, February 28, 1998	<u>\$ 33,135,482</u>	<u>47,140,654</u>	<u>48,535,848</u>	<u>1,395,194</u>

*The format of this report was changed to be more consistent with the institutions' budgets. Currently, the institutions do not budget the specific revenue items, but instead budget on a total revenue basis. Therefore, this quarterly report compares only actual total revenues to budgeted total revenues.

**The \$116.6 million does not agree to the Operating Budget because the \$5.5 million of Other Deductions was included in the Operating Budget as an expense.

THE UNIVERSITY OF TEXAS HEALTH SCIENCE CENTER AT SAN ANTONIO
MSRDP/DSRDP/PRS Year-to-Date Summary of Operations
For the Six Months Ending February 28, 1998

	For the Year Ended August 31, 1998*			
	Total	Budget	Cumulative	Variance
	Budget	Allocation Year-to-Date	Year-to-Date Actual	
Beginning Balance, September 1, 1997	\$ 42,049,881	42,049,881	42,049,881	-
Less: September 1, 1997 Fund Balance for 5.01(a) Corp.	(226,441)	(226,441)	(226,441)	-
Restated Beginning Balance, September 1, 1997	<u>41,823,440</u>	<u>41,823,440</u>	<u>41,823,440</u>	-
Revenues and Other Additions:				
Gross Charges	-	-	60,590,665	-
Less:				
Un-sponsored Charity Care	-	-	33,788,847	-
Contractual Adjustments	-	-	9,620,852	-
Bad Debt Write-offs	-	-	452,965	-
Other Unreimbursed Medical Costs	-	-	750,773	-
Other (Profess. Courtesy & Change in Accts. Rec.)	-	-	<u>1,124,000</u>	-
Net Collections	-	-	14,853,228	-
Contractual and Other Income	-	-	7,157,078	-
Investment Revenues	-	-	840,954	-
Subtotal - per Monthly Financial Report	<u>52,574,230</u>	<u>26,200,000</u>	<u>22,851,260</u>	<u>(3,348,740)</u>
Other Additions	-	-	-	-
TOTAL REVENUES AND OTHER ADDITIONS	<u>52,574,230</u>	<u>26,200,000</u>	<u>22,851,260</u>	<u>(3,348,740)</u>
Expenditures and Other Deductions:				
Faculty Salaries	15,800,000	8,800,000	9,240,480	440,480
Other Salaries (Staff & Resident Salaries)	8,000,000	4,600,000	4,886,742	286,742
Fringe Benefits	9,700,000	5,200,000	5,679,456	479,456
Maintenance and Operations	10,961,623	5,200,000	6,113,303	913,303
Professional Liability Insurance	4,800,000	2,200,000	1,767,499	(432,501)
Capital Outlay	750,000	500,000	611,288	111,288
Other (Travel, Official Functions, & Debt Service)	1,300,000	700,000	666,377	(33,623)
Subtotal - per Monthly Financial Report	<u>51,311,623</u>	<u>27,200,000</u>	<u>28,965,145</u>	<u>1,765,145</u>
Other Deductions	-	-	-	-
TOTAL EXPENDITURES AND OTHER DEDUCTIONS	<u>51,311,623</u>	<u>27,200,000</u>	<u>28,965,145</u>	<u>1,765,145</u>
Net Increase (Decrease) for the Period	<u>1,262,607</u>	<u>(1,000,000)</u>	<u>(6,113,885)</u>	<u>(5,113,885)</u>
Ending Fund Balance, February 28, 1998	<u>\$ 43,086,047</u>	<u>40,823,440</u>	<u>35,709,555</u>	<u>(5,113,885)</u>

*The format of this report was changed to be more consistent with the institutions' budgets. Currently, the institutions do not budget the specific revenue items, but instead budget on a total revenue basis. Therefore, this quarterly report compares only actual total revenues to budgeted total revenues.

THE UNIVERSITY OF TEXAS M. D. ANDERSON CANCER CENTER
MSRDP/PRS Year-to-Date Summary of Operations
For the Six Months Ending February 28, 1998

	For the Year Ended August 31, 1998*			
	Total Budget	Budget Allocation Year-to-Date	Cumulative Year-to-Date Actual	Variance Over (Under)
Beginning Balance, September 1, 1997	\$ 112,258,518	112,258,518	112,258,518	-
Less: September 1, 1997 Fund Balance for 5.01(a) Corp.	-	-	-	-
Restated Beginning Balance, September 1, 1997	<u>112,258,518</u>	<u>112,258,518</u>	<u>112,258,518</u>	<u>-</u>
Revenues and Other Additions:*				
Gross Charges	-	-	106,896,276	-
Less:				
Un-sponsored Charity Care	-	-	10,268,116	-
Contractual Adjustments	-	-	32,220,706	-
Bad Debt Write-offs	-	-	3,575,137	-
Other Unreimbursed Medical Costs	-	-	5,808,452	-
Other (Profess. Courtesy & Change in Accts. Rec.)	-	-	1,403,415	-
Net Collections	<u>-</u>	<u>-</u>	<u>53,620,450</u>	<u>-</u>
Contractual and Other Income	-	-	1,062,320	-
Investment Revenues	-	-	1,557,001	-
Subtotal - per Monthly Financial Report	<u>115,225,532</u>	<u>52,453,533</u>	<u>56,239,771</u>	<u>3,786,238</u>
Other Additions	<u>-</u>	<u>-</u>	<u>-</u>	<u>-</u>
TOTAL REVENUES AND OTHER ADDITIONS	<u>115,225,532</u>	<u>52,453,533</u>	<u>56,239,771</u>	<u>3,786,238</u>
Expenditures and Other Deductions:				
Faculty Salaries	42,972,230	21,486,115	20,595,994	(890,121)
Other Salaries (Staff & Resident Salaries)	11,887,045	5,943,523	5,709,118	(234,405)
Fringe Benefits	35,881,946	17,940,973	17,841,875	(99,098)
Maintenance and Operations	16,940,246	8,470,123	8,069,440	(400,683)
Professional Liability Insurance	3,395,043	1,697,522	1,412,610	(284,912)
Capital Outlay	1,798,120	899,060	680,286	(218,774)
Other (Travel, Official Functions, & Debt Service)	2,350,902	1,175,451	1,152,312	(23,139)
Subtotal - per Monthly Financial Report	<u>115,225,532</u>	<u>57,612,767</u>	<u>55,461,635</u>	<u>(2,151,132)</u>
Other Deductions	<u>-</u>	<u>-</u>	<u>209,700</u>	<u>209,700</u>
TOTAL EXPENDITURES AND OTHER DEDUCTIONS	<u>115,225,532</u>	<u>57,612,767</u>	<u>55,671,335</u>	<u>(1,941,432)</u>
Net Increase (Decrease) for the Period	<u>-</u>	<u>(5,159,234)</u>	<u>568,436</u>	<u>5,727,670</u>
Ending Fund Balance, February 28, 1998	<u>\$ 112,258,518</u>	<u>107,099,284</u>	<u>112,826,954</u>	<u>5,727,670</u>

*The format of this report was changed to be more consistent with the institutions' budgets. Currently, the institutions do not budget the specific revenue items, but instead budget on a total revenue basis. Therefore, this quarterly report compares only actual total revenues to budgeted total revenues.

THE UNIVERSITY OF TEXAS HEALTH CENTER AT TYLER
MSRDP/PRS Year-to-Date Summary of Operations
For the Six Months Ending February 28, 1998

	For the Year Ended August 31, 1998*			
	Total	Budget	Cumulative	Variance
	Budget	Allocation	Year-to-Date	
	Budget	Year-to-Date	Actual	Over (Under)
Beginning Balance, September 1, 1997	\$ 1,898,833	1,898,833	1,898,833	-
Less: September 1, 1997 Fund Balance for 5.01(s) Corp.	(33,081)	(33,081)	(33,081)	-
Restated Beginning Balance, September 1, 1997	<u>1,865,752</u>	<u>1,865,752</u>	<u>1,865,752</u>	-
Revenues and Other Additions:				
Gross Charges	-	-	9,806,615	-
Less:				
Un-sponsored Charity Care	-	-	1,474,146	-
Contractual Adjustments	-	-	2,811,616	-
Bad Debt Write-offs	-	-	216,568	-
Other Unreimbursed Medical Costs	-	-	185,890	-
Other (Profess. Courtesy & Change in Acct. Rec.)	-	-	431,144	-
Net Collections	-	-	<u>4,687,251</u>	-
Contractual and Other Income	-	-	265,511	-
Investment Revenues	-	-	14,638	-
Subtotal - per Monthly Financial Report	<u>8,952,511</u>	<u>4,476,258</u>	<u>4,967,400</u>	<u>491,142</u>
Other Additions	-	-	-	-
TOTAL REVENUES AND OTHER ADDITIONS	<u>8,952,511</u>	<u>4,476,258</u>	<u>4,967,400</u>	<u>491,142</u>
Expenditures and Other Deductions:				
Faculty Salaries	5,261,768	2,630,884	2,734,683	103,799
Other Salaries (Staff & Resident Salaries)	957,177	478,588	448,514	(30,074)
Fringe Benefits	972,000	486,000	522,086	36,086
Maintenance and Operations	1,054,034	526,018	588,832	62,814
Professional Liability Insurance	500,000	250,000	255,852	5,852
Capital Outlay	5,000	3,500	3,301	(199)
Other (Travel, Official Functions, & Debt Service)	180,000	90,000	89,347	(653)
Subtotal - per Monthly Financial Report	<u>8,929,979</u>	<u>4,464,990</u>	<u>4,642,615</u>	<u>177,625</u>
Other Deductions	-	-	67,500	67,500
TOTAL EXPENDITURES AND OTHER DEDUCTIONS	<u>8,929,979</u>	<u>4,464,990</u>	<u>4,710,115</u>	<u>245,125</u>
Net Increase (Decrease) for the Period	<u>22,532</u>	<u>11,268</u>	<u>257,285</u>	<u>246,017</u>
Ending Fund Balance, February 28, 1998	<u>\$ 1,888,284</u>	<u>1,877,020</u>	<u>2,123,037</u>	<u>246,017</u>

*The format of this report was changed to be more consistent with the institutions' budgets. Currently, the institutions do not budget the specific revenue items, but instead budget on a total revenue basis. Therefore, this quarterly report compares only actual total revenues to budgeted total revenues.

THE UNIVERSITY OF TEXAS AT ARLINGTON
U. T. BOARD OF REGENTS' MEETING
May 14, 1998

THE UNIVERSITY OF TEXAS AT ARLINGTON

March 25, 1998

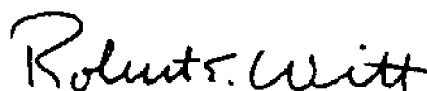
Ms. Francie Frederick
Acting Executive Vice Chancellor
for Academic Affairs
The University of Texas System
601 Colorado Street
Austin, Texas 78701

Dear Ms. Frederick:

The docket for the May 14, 1998 meeting of the Board of Regents is submitted for your recommendation and presentation to the Board.

I recommend approval.

Sincerely,



Robert E. Witt
President

REW:ms

THE UNIVERSITY OF TEXAS AT ARLINGTON
U. T. BOARD OF REGENTS' MEETING
MAY 14, 1998

TABLE OF CONTENTS

	<u>Page No.</u>
Amendments to the 1997-98 Budget.....	AR- 3
Fees and Miscellaneous Charges.....	AR- 7
Other Matters	
Naming of Facilities Other than Buildings.....	AR-17

THE UNIVERSITY OF TEXAS AT ARLINGTON
 U. T. BOARD OF REGENTS' MEETING
 MAY 14, 1998

AMENDMENTS TO THE 1997-98 BUDGET

The following Requests for Budget Changes (RBC) have been administratively approved as required by the Acting Executive Vice Chancellor for Academic Affairs and are recommended for ratification by the U. T. Board of Regents.

The term "rate" for academic institutions is the full-time nine-month base rate and for health institutions is the full-time twelve-month base rate; for all other personnel it is the full-time rate, the appointee receiving a proportionate amount depending upon the fraction of time for which he is appointed and the period of his appointment. Source of funds for payment of salaries, unless otherwise shown, is the departmental salaries account.

Item	Department	Title	Name	Effective Date	% Time	Full-time Salary		RBC
						No. Mos.	Rate	
APPOINTMENTS, PROMOTIONS, AND SALARY INCREASES								
COLLEGE OF BUSINESS ADMINISTRATION								
Finance and Real Estate								
	1.	J. David Diltz						035
From:		Professor (T) and Chair			100	09	89,374	
To:		Professor (T)	1/01-5/31		100	09	89,374	
	2.	Peggy E. Swanson						036
From:		Professor (T)			100	09	95,015	
To:		Professor (T) and Chair	1/01-5/31 1/01-5/31		100 SUPLT	09 05	95,015 3,959	
COLLEGE OF SCIENCE								
Chemistry and Biochemistry								
	3.	Andrew L. Ternay, Jr.						034
From:		Professor (T)			100	09	65,730	
To:		Professor (T)	9/1-5/31 1/16-8/31		100 SUPLT	09 08	65,730 10,000	

THE UNIVERSITY OF TEXAS AT ARLINGTON
 U. T. BOARD OF REGENTS' MEETING
 MAY 14, 1998

AMENDMENTS TO THE 1997-98 BUDGET
 (Continued)

<u>Item, Department, Title, Name</u>	<u>Effective Date</u>	<u>% Time</u>	<u>Full-time Salary</u>		<u>RBC</u>
			<u>No. Mos.</u>	<u>Rate</u>	
SCHOOL OF SOCIAL WORK					
Social Work					
4. Richard Hoefer					028
From: Associate Professor (T)		100	09	45,769	
To: Associate Professor (T)	9/1-5/31	100	09	45,769	
	1/1-5/31	SUPLT	05	7,500	
Graduate School of Social Work					
5. Nazneen Mayadas					039
From: Professor (T)		100	09	58,915	
To: Professor (T)	9/1-8/31	100	09	58,915	
	1/16-5/31	SUPLT	05	4,500	
OFFICE OF THE PROVOST					
Provost's Office					
6. Mary E. Ridgway					031, 040
From: Vice Provost for Academic Affairs and Professor (T) Exercise, Sport and Health Studies		100	12	91,500	
		0		51,032	
To: Vice President for Undergraduate Academic and Student Affairs and Professor (T) Exercise, Sport and Health Studies	1/1-8/31	100	12	103,000	
	1/15-8/31	0	09	56,032	

THE UNIVERSITY OF TEXAS AT ARLINGTON
 U. T. BOARD OF REGENTS' MEETING
 MAY 14, 1998

AMENDMENTS TO THE 1997-98 BUDGET
 (Continued)

<u>Item, Department, Title, Name</u>	<u>Effective Date</u>	<u>% Time</u>	<u>Full-time Salary</u>		<u>RBC</u>
			<u>No. Mos.</u>	<u>Rate</u>	
OFFICE OF THE PROVOST (continued)					
Provost's Office					
7. George C. Wright					029
From: Vice President for Academic Affairs and Provost and Professor (T) History		100 0	12 09	172,000 161,035	
To: Senior Vice President for Academic Affairs and Provost and Professor (T) History	1/1-8/31 1/1-8/31	100 0	12 09	172,000 161,035	
OFFICE OF RESEARCH AND GRADUATE STUDIES					
Research and Graduate Studies					
8. Dale Anderson					030
From: Vice Provost for Research, Dean of Graduate Studies Professor (T) Mechanical and Aerospace Engineering		100 0	12 09	133,200 91,380	
To: Vice President for Research, Dean of Graduate Studies Professor (T) Mechanical and Aerospace Engineering	1/1-8/31 1/1-8/31	100 0	12 09	133,200 91,380	

THE UNIVERSITY OF TEXAS AT ARLINGTON
 U. T. BOARD OF REGENTS' MEETING
 MAY 14, 1998

AMENDMENTS TO THE 1997-98 BUDGET
 (Continued)

Item, Department, Title, Name	Effective Date	% Time	Full-time Salary		RBC
			No. Mos.	Rate	
OFFICE OF RESEARCH AND GRADUATE STUDIES (continued)					
Dean of Graduate School					
9. Gloria W. Eyres					037
From: Assistant Vice Provost for Graduate Studies		100	12	54,235	
To: Assistant Vice President for Graduate Studies	1/1-8/31		12	54,235	
10. Karl M. Petruso					038
From: Associate Vice Provost for Research and Graduate Studies		100	12	75,235	
To: Associate Vice President for Research and Graduate Studies	1/1-8/31		12	75,235	
OFFICE OF STUDENT AFFAIRS					
Student Affairs					
11. Wayne Duke					033
From: Vice President for Student Affairs		100	12	103,000	
To: Special Assistant	1/1-8/31	100	12	103,000	
12. Kent L. Gardner					032
From: Associate Vice President for Student Affairs		100	12	72,000	
To: Senior Associate Vice President for Student Affairs	1/1-8/31	100	12	75,000	

THE UNIVERSITY OF TEXAS AT ARLINGTON
 U. T. BOARD OF REGENTS' MEETING
 MAY 14, 1998

FEEs AND MISCELLANEOUS CHARGES

HOUSING AND/OR BOARD RATES
 (including Apartments, Dormitory Rooms, Residence Halls)

Ratification is recommended for the following housing (and/or board) rates to be effective beginning with the Fall Semester 1998. The rates have been administratively approved by the Acting Executive Vice Chancellor for Academic Affairs.

Following Regental approval, the appropriate component catalog will be amended to reflect these new rates.

Residence Hall Rates

	<u>Current Rates</u>	<u>Proposed Rates</u>	<u>Percent Increase</u>
<u>For each regular semester</u>			
Brazos			
Double Occupancy Rate	\$1,423	\$1,480	4.01%
Private Occupancy Rate	2,133	2,368	11.02%
Lipscomb North			
Double Occupancy Rate	1,544	1,606	4.02%
Private Occupancy Rate	2,322	2,570	10.68%
Lipscomb South			
Double Occupancy Rate	1,605	1,669	3.99%
Private Occupancy Rate	2,407	2,670	10.93%
Pachl			
Double Occupancy Rate	1,387	1,442	3.97%
Private Occupancy Rate	2,067	2,307	11.61%
Trinity			
Double Occupancy Rate	1,582	1,645	3.98%
Private Occupancy Rate	2,359	2,632	11.57%

THE UNIVERSITY OF TEXAS AT ARLINGTON
 U. T. BOARD OF REGENTS' MEETING
 MAY 14, 1998

FEEs AND MISCELLANEOUS CHARGES
 (Continued)

HOUSING AND/OR BOARD RATES
 (including Apartments, Dormitory Rooms, Residence Halls)

Residence Hall Rates (continued)

	<u>Current Rates</u>	<u>Proposed Rates</u>	<u>Percent Increase</u>
<u>For each summer session</u>			
All Halls			
Double Occupancy Rate	\$540	\$562	4.07%
Private Occupancy Rate	810	899	10.99%
Summer Groups	\$10 per night per person	\$10 per night per person	0.00%

Apartment Rates

Per month

Autumn Hollow*			
Efficiency	\$255	\$270	5.88%
Border Trail			
1 bedroom	358	373	4.19%
2 bedroom	461	481	4.34%
Campus View*			
1 bedroom	318	333	4.72%
3 bedroom	474	494	4.22%
Center Point*			
1 bedroom	291	306	5.15%
2 bedroom	425	445	4.71%

THE UNIVERSITY OF TEXAS AT ARLINGTON
 U. T. BOARD OF REGENTS' MEETING
 MAY 14, 1998

FEEES AND MISCELLANEOUS CHARGES
 (Continued)

HOUSING AND/OR BOARD RATES
 (including Apartments, Dormitory Rooms, Residence Halls)

Apartment Rates (continued)

	<u>Current Rates</u>	<u>Proposed Rates</u>	<u>Percent Increase</u>
<u>Per month</u>			
Cooper Chase			
1 bedroom	389	404	3.86%
2 bedroom	512	532	3.91%
Cottonwood Ridge N.			
1 bedroom	340	355	4.41%
Cottonwood Ridge S.			
1 bedroom	340	355	4.41%
2 bedroom	378	398	5.29%
Creek Bend			
1 bedroom	369	384	4.07%
Studio	381	396	3.94%
Forest Glen			
1 bedroom	335	350	4.48%
1 bedroom	340	355	4.41%
2 bedroom	450	470	4.44%
2 bedroom	455	475	4.40%
Garden Club			
1 bedroom	389	404	3.86%
2 bedroom	512	532	3.91%
Maple Square			
1 bedroom	367	382	4.09%
1 bedroom	382	397	3.93%

THE UNIVERSITY OF TEXAS AT ARLINGTON
 U. T. BOARD OF REGENTS' MEETING
 MAY 14, 1998

FEEs AND MISCELLANEOUS CHARGES
 (Continued)

HOUSING AND/OR BOARD RATES
 (including Apartments, Dormitory Rooms, Residence Halls)

Apartment Rates (continued)

	<u>Current</u> <u>Rates</u>	<u>Proposed</u> <u>Rates</u>	<u>Percent</u> <u>Increase</u>
<u>Per month</u>			
Oak Landing			
Efficiency	284	299	5.28%
1 bedroom	379	394	3.96%
1 bedroom	391	406	3.84%
Pecan Place			
1 bedroom	370	385	4.05%
Shady Park			
1 bedroom	321	336	4.67%
University Village*			
1 bedroom	\$362	\$377	4.14%
1 bedroom	382	397	3.93%
1 bedroom	377	392	3.98%
1 bedroom	402	417	3.73%
1 bedroom	402	417	3.73%
West Crossing*			
1 bedroom	323	338	4.64%
2 bedroom	447	467	4.47%

*Resident pays electric bill

THE UNIVERSITY OF TEXAS AT ARLINGTON
 U. T. BOARD OF REGENTS' MEETING
 MAY 14, 1998

FEES AND MISCELLANEOUS CHARGES
 (Continued)

HOUSING AND/OR BOARD RATES
 (including Apartments, Dormitory Rooms, Residence Halls)

Rental Rates

	<u>Current</u> <u>Rates</u>	<u>Proposed</u> <u>Rates</u>	<u>Percent</u> <u>Increase</u>
<u>Per month</u>			
409 S. Davis	\$497	\$517	4.02%
415 S. Davis	418	438	4.78%
417 S. Davis	312	332	6.41%
419 S. Davis	498	518	4.02%
1003 W. Fourth	437	457	4.58%
1006 W. Fourth	418	438	4.78%
1104 W. Fourth	387	407	5.17%
703 Kerby*	630	650	3.17%
707 Kerby***	563	650	15.45%
1202 S. Oak*	680	700	2.94%
1218 S. Oak	680	700	2.94%
1230 S. Oak	618	638	3.24%
1322-A S. Oak**	0	520	
1322-B S. Oak**	590	720	22.03%
1326 S. Oak***	464	695	49.78%
1330 S. Oak	573	593	3.49%
1102A S. Pecan	342	362	5.85%
1102B S. Pecan	342	362	5.85%
1104A S. Pecan	342	362	5.85%
1104B S. Pecan	342	362	5.85%
1214 S. Pecan	437	457	4.58%
1222 S. Pecan	614	634	3.26%
1302 S. Pecan	508	528	3.94%
1020 W. Second***	338	408	20.71%
1040 W. Second	402	422	4.98%
1101 W. Second	379	399	5.28%
706 Shady Lane	437	457	4.58%
101 Southdale	480	505	5.21%
103 Southdale	385	410	6.49%
104 Southdale***	415	450	8.43%
105 Southdale***	385	475	23.38%

THE UNIVERSITY OF TEXAS AT ARLINGTON
 U. T. BOARD OF REGENTS' MEETING
 MAY 14, 1998

FEEs AND MISCELLANEOUS CHARGES
 (Continued)

HOUSING AND/OR BOARD RATES
 (including Apartments, Dormitory Rooms, Residence Halls)

Rental Rates (continued)

	<u>Current</u> <u>Rates</u>	<u>Proposed</u> <u>Rates</u>	<u>Percent</u> <u>Increase</u>
<u>Per month</u>			
107 Southdale	450	475	5.56%
108 Southdale	450	475	5.56%
109 Southdale***	377	475	25.99%
110 Southdale	377	402	6.63%
111 Southdale	450	475	5.56%
112 Southdale	450	475	5.56%
113 Southdale	397	422	6.30%
114 Southdale	383	408	6.53%
115 Southdale	450	475	5.56%
116 Southdale***	377	475	25.99%
117 Southdale	455	480	5.49%
118 Southdale	385	410	6.49%
119 Southdale	393	418	6.36%
120 Southdale	450	475	5.56%
121 Southdale	425	450	5.88%
122 Southdale	450	475	5.56%
123 Southdale	377	402	6.63%
125 Southdale	450	475	5.56%
703 Summit***	317	382	20.50%
705 Summit	415	435	4.82%
709 Summit	416	436	4.81%

* UTA use

** The single family residence at 1322 S. Oak
 was renovated into a two family duplex.
 Rates were established as noted.

*** Indicates significant property modifications

THE UNIVERSITY OF TEXAS AT ARLINGTON
 U. T. BOARD OF REGENTS' MEETING
 MAY 14, 1998

FEEES AND MISCELLANEOUS CHARGES
 (Continued)

STUDENT SERVICES FEES

Ratification is recommended for the following student services fees to be effective beginning with the Fall Semester 1998. The statutory requirements for involvement of a student services fees committee have been met and an affirmative vote of the student body has been secured for increases of 10% or more for compulsory fees. The fees have been administratively approved by the Acting Executive Vice Chancellor for Academic Affairs.

Following Regental approval, the appropriate component catalog will be amended to reflect these new fees.

Compulsory Student Services Fee

	<u>Current Rate</u>	<u>Proposed Rate</u>	<u>Percent Increase</u>
<u>For each regular semester</u>			
Per Semester Credit Hour	\$ 11.25	\$ 12.35	9.6%
Maximum	\$135.00	\$148.00	9.6%
<u>For summer session</u>			
Per Semester Credit Hour	\$ 11.25	\$ 12.35	9.6%
Maximum	\$ 67.50	\$ 74.00	9.6%

THE UNIVERSITY OF TEXAS AT ARLINGTON
 U. T. BOARD OF REGENTS' MEETING
 MAY 14, 1998

FEES AND MISCELLANEOUS CHARGES
 (Continued)

MEDICAL SERVICES FEES

Ratification is recommended for the following medical service fee increases to be effective beginning with the Fall Semester 1998. The increases have been the subject of appropriate student input and have been administratively approved by the Acting Executive Vice Chancellor for Academic Affairs.

Following Regental approval, the appropriate component catalog will be amended to reflect these new fees.

	<u>Current Rate</u>	<u>Proposed Rate</u>	<u>Percent Increase</u>
<u>For each regular semester</u>			
Per Student	\$ 25	\$ 28	12%
Maximum	\$ 25	\$ 28	12%
<u>For summer session</u>			
Six-Week Session:			
Per Student	\$ 25	\$ 28	12%
Maximum	\$ 25	\$ 28	12%
Nine-Week Session:			
Per Student	\$ 25	\$ 28	12%
Maximum	\$ 25	\$ 28	12%
Twelve-Week Session:			
Per Student	\$ 25	\$ 28	12%
Maximum	\$ 25	\$ 28	12%

THE UNIVERSITY OF TEXAS AT ARLINGTON
 U. T. BOARD OF REGENTS' MEETING
 MAY 14, 1998

FEEs AND MISCELLANEOUS CHARGES
 (Continued)

DESIGNATED TUITION

Ratification is recommended for the following General Use Fee rates to be effective beginning with the Fall Semester of 1998. The proposed fee increases have been the subject of discussion at a public forum as required by statute and have been administratively approved by the Acting Executive Vice Chancellor for Academic Affairs.

Following Regental approval, the appropriate component catalog will be amended to reflect these new rates.

	<u>Current</u> <u>Rates</u>	<u>Proposed</u> <u>Rates</u>	<u>Percent</u> <u>Increase</u>
<u>Per Semester Credit Hour</u>	\$ 30	\$ 36	20.0%

THE UNIVERSITY OF TEXAS AT ARLINGTON
 U. T. BOARD OF REGENTS' MEETING
 MAY 14, 1998

FEE AND MISCELLANEOUS CHARGES
 (Continued)

DIFFERENTIAL GRADUATE TUITION CHARGES

Ratification is recommended for the following differential graduate tuition charges for the 1998-99 academic year. The fees have been the subject of discussion with representative students and have been administratively approved by the Acting Executive Vice Chancellor for Academic Affairs. A portion of the increase will be used for financial assistance for students impacted by the increase(s).

Following Regental approval, the appropriate component catalog will be amended to reflect these new rates.

<u>Academic Program</u>	<u>Current Fee</u>		<u>Proposed Fee</u>	
	<u>Resident</u>	<u>Non-Res.</u>	<u>Resident</u>	<u>Non-Res.</u>
Liberal Arts	\$ 68.00	\$292.00	\$ 72.00	\$ 296.00
Science	\$ 68.00	\$292.00	\$ 72.00	\$ 296.00
Business Administration	\$ 68.00	\$292.00	\$ 72.00	\$ 296.00
Engineering	\$ 68.00	\$292.00	\$ 72.00	\$ 296.00
Architecture	\$ 68.00	\$292.00	\$ 72.00	\$ 296.00
Nursing	\$ 68.00	\$292.00	\$ 72.00	\$ 296.00
Social Work	\$ 68.00	\$292.00	\$ 72.00	\$ 296.00
Urban and Public Affairs	\$ 68.00	\$292.00	\$ 72.00	\$ 296.00
Professional Teacher Education	\$ 68.00	\$292.00	\$ 72.00	\$ 296.00

THE UNIVERSITY OF TEXAS AT ARLINGTON
U. T. BOARD OF REGENTS' MEETING
MAY 14, 1998

OTHER MATTERS

NAMING OF FACILITIES OTHER THAN BUILDINGS

The following item has been approved by the Chancellor and the Acting Vice Chancellor for Academic Affairs in accordance with the Regents' Rules and Regulations, Part One, Chapter VIII, Section 1 and is submitted for ratification by the U. T. Board of Regents.

1. Facility: Auditorium of the Automation and
Robotics Research Institute (ARRI)

Proposed Name: The Jack Newell Family Auditorium

Justification: In 1986, alumnus Davis Newell and his brother, Kenneth, donated the 18 acres on which the ARRI facility was constructed and, in addition, built the building at cost.

At the time of their gift, the land alone was valued at \$5,000,000. ARRI totals 50,000 square feet, with the auditorium totaling 2,811 square feet and valued at \$249,875.

The Newell family did not wish recognition at the time of the gift. UTA now requests the naming of the auditorium in this tenth year of ARRI's successful operation.



OFFICE OF THE PRESIDENT
THE UNIVERSITY OF TEXAS AT AUSTIN

1723

P.O. Box 1 • Austin, Texas 78713-8920
(512) 471-1232 • FAX (512) 471-8102

March 26, 1998

Ms. Francie Frederick
Acting Vice Chancellor
for Academic Affairs
The University of Texas System
201 West 7th Street
Ashbell Smith Hall, Suite 810
Austin, Texas 78701

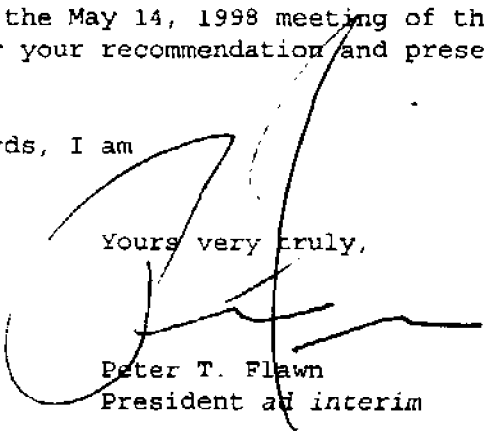
Attn: System Budget Office

Dear Ms. Frederick:

The docket for the May 14, 1998 meeting of the Board of Regents is submitted for your recommendation and presentation to the Board.

With best regards, I am

Yours very truly,



Peter T. Flawn
President *ad interim*

PTF/jef

THE UNIVERSITY OF TEXAS AT AUSTIN
U. T. BOARD OF REGENTS' MEETING
MAY 14, 1998

TABLE OF CONTENTS

	<u>Page No.</u>
Gifts from Private Donors and Foundations (including Endowment Matching Fund Allocation).....	A- 3
Contracts or Grants for Research, Development, Clinical and Educational Services	
Over \$500,000.....	A- 4
Foreign.....	A-10
Foreign Affiliation Agreements.....	A-13
Intellectual Property Licenses	
Patent License Agreements.....	A-16
Amendments to the 1997-98 Budget.....	A-18

THE UNIVERSITY OF TEXAS AT AUSTIN
 U. T. BOARD OF REGENTS' MEETING
 MAY 14, 1998

GIFTS FROM PRIVATE DONORS AND FOUNDATIONS

The following gifts have been received and are recommended for acceptance by the U. T. Board of Regents:

1. Donor Name: Dow Jones Telerate, Inc.
 College/School/
 Department: Graduate School of Business
 Purpose: Support of the Financial Trading and Technology Center
 Asset Type: Final installment of a three-year loan of software and
 electronic connections for the Telerate Trading System
 network
 Value: \$884,440

2. Donor Name: Input/Output Inc.
 College/School/
 Department: Bureau of Economic Geology
 Purpose: Unrestricted
 Asset Type: System One seismic recording equipment
 Value: \$1,365,000

3. Donor Name: Lee and Joseph Jamail
 College/School/
 Department: Various departments
 Purpose: Intercollegiate Athletics\$2,392,515.30
 School of Nursing\$ 149,532.20
 College of Liberal Arts Plan II Program ...\$ 149,532.21
 President's Discretionary Funds\$ 299,064.42
 (Funds designated for the Psychology CDFR Building at
 request of President Flawn)
 Asset Type: Cash and common stock
 Value: \$2,990,644.13

4. Donor Name: Scott Pickford Inc.
 College/School/
 Department: Institute for Geophysics
 Purpose: For academic and research purposes
 Asset Type: 3D seismic processing software
 Value: \$510,500

5. Donor Name: Seismic Micro-Technology Inc.
 College/School/
 Department: College of Natural Sciences
 Department of Geological Sciences
 Purpose: For software and technical support
 Asset Type: Kingdom Suite software package
 Value: \$697,000

THE UNIVERSITY OF TEXAS AT AUSTIN
 U. T. BOARD OF REGENTS' MEETING
 MAY 14, 1998

CONTRACTS OR GRANTS - \$500,000 OR MORE

The following contracts or grants in an amount of \$500,000 or more have been awarded, have been administratively approved by the Chief Administrative Officer (or his delegate) as required, and are recommended for ratification by the U. T. Board of Regents.

(FUNDS COMING IN)

1. Grantor: Bristol-Myers Squibb
 Pharmaceutical Research Institute
 No.: Sponsored Research Agreement effective 2/2/98
 New Funds: \$1,241,277
 Current Period: February 2, 1998 - February 1, 2001
 Title/Description: Substituted Derivatives Having a Porphyrin or a Phthalocytine Core Nucleus and Methods of Use
2. Grantor: Department of the Army
 Army Research Laboratory
 No.: DAAA21-93-C-0101, Modification P00041
 New Funds: \$2,200,000 additional
 Current Period: September 30, 1993 - September 29, 1998
 Title/Description: Electromechanics Hypervelocity Physics as They Related to Weapon Systems
3. Grantor: Department of the Army
 Army Research Laboratory
 No.: DAAA21-93-C-0101, Modification P00044
 New Funds: \$5,016,000 additional
 Current Period: September 30, 1993 - September 29, 1998
 Title/Description: Electromechanics Hypervelocity Physics as They Related to Weapon Systems
4. Grantor: U. S. Department of Energy
 No.: DE-FG03-93ER14312, Amendment A007
 New Funds: \$1,171,829 additional
 Current Period: December 1, 1992 - November 30, 2002
 Title/Description: Complex Spatiotemporal Patterns in Nonequilibrium Systems
5. Grantor: Etec Systems, Inc.
 No.: UTA98-0086
 New Funds: \$892,646
 Current Period: September 1, 1997 - August 31, 2000
 Title/Description: Advanced Photoresist Materials for Laser Mask Making

THE UNIVERSITY OF TEXAS AT AUSTIN
 U. T. BOARD OF REGENTS' MEETING
 MAY 14, 1998

CONTRACTS OR GRANTS - \$500,000 OR MORE
 (CONTINUED)

6. Grantor: U. S. Department of Justice
 No.: 97-CK-WX-0044
 New Funds: \$999,600
 Current Period: September 17, 1997 - September 16, 1998
 Title/Description: Regional Community Policing Institutes
7. Grantor: National Aeronautics and Space Administration
 No.: NAS5-32997, Amendment 11
 New Funds: \$635,285 additional
 Current Period: April 17, 1996 - June 30, 1998
 Title/Description: McDonald Observatory Laser Ranging Station
 Operations
8. Grantor: National Science Foundation
 No.: OCE-9617751
 New Funds: \$552,618
 Current Period: February 15, 1998 - January 31, 1999
 Title/Description: Structure, Tectonics and Sediment Flow into the
 Lesser Antilles Subduction Zone
9. Grantor: Office of Naval Research
 No.: N00014-96-1-0298, Modification P00006
 New Funds: \$750,000 additional
 Current Period: January 1, 1996 - December 31, 1999
 Title/Description: FY 98 Research Program
10. Grantor: Office of Naval Research
 Naval Sea Systems Command
 No.: N00039-96-D-0051, Modification 0048-03
 for TD 6206007 Revision 2
 New Funds: \$805,000 additional
 Current Period: December 13, 1996 - January 31, 1999
 Title/Description: HLA FOM/SOM Content Standards, Lead
11. Grantor: Office of Naval Research
 Naval Sea Systems Command
 No.: N00039-96-D-0051, Modification 0054-03
 for TD 6206006 Revision 2
 New Funds: \$689,152 additional
 Current Period: December 13, 1996 - January 31, 1999
 Title/Description: Order of Battle Data Interchange Format (OBDIF)
 Cycles 3 and 4

THE UNIVERSITY OF TEXAS AT AUSTIN
 U. T. BOARD OF REGENTS' MEETING
 MAY 14, 1998

CONTRACTS OR GRANTS - \$500,000 OR MORE
 (CONTINUED)

12. Grantor: Office of Naval Research
 Naval Sea Systems Command
 No.: N00039-96-D-0051, Modification 0065-02
 for TD 6206010 Revision 1
 New Funds: \$509,193 additional
 Current Period: April 4, 1997 - January 31, 1999
 Title/Description: CMMS Technical Framework
13. Grantor: Office of Naval Research
 Naval Sea Systems Command
 No.: N00039-96-D-0051, Delivery Order 0128,
 TD 1306025
 New Funds: \$2,000,000
 Current Period: November 14, 1997 - November 30, 1998
 Title/Description: ADS Acoustic Test and Evaluation and System
 Engineering II
14. Grantor: Office of Naval Research
 Naval Sea Systems Command
 No.: N00039-96-D-0051, Delivery Order 0133,
 TD 2304026
 New Funds: \$1,018,530
 Current Period: December 22, 1997 - August 31, 1999
 Title/Description: AN/BQS-15 EC18 Signal Conditioning Transition
 Engineering
15. Grantor: Office of Naval Research
 Naval Sea Systems Command
 No.: N00039-96-D-0051, Delivery Order 0140,
 TD 1306026
 New Funds: \$1,100,000
 Current Period: December 15, 1997 - December 30, 1998
 Title/Description: ASTO APB Development Shipping and Testing
16. Grantor: Office of Naval Research
 Naval Sea Systems Command
 No.: N00039-96-D-0051, Delivery Order 0141,
 TD 5324041
 New Funds: \$697,200
 Current Period: December 31, 1997 - December 30, 1998
 Title/Description: Integration and Testing of an Automated GPS
 Monitor Station

THE UNIVERSITY OF TEXAS AT AUSTIN
 U. T. BOARD OF REGENTS' MEETING
 MAY 14, 1998

CONTRACTS OR GRANTS - \$500,000 OR MORE
 (CONTINUED)

17. Grantor: Office of Naval Research
 Naval Sea Systems Command
 No.: N00039-96-D-0051, Delivery Order 0151,
 TD 2306027
 New Funds: \$14,633,000
 Current Period: December 17, 1997 - January 19, 2002
 Title/Description: High Frequency Sonar Program Testing and
 Initial Algorithm Improvement
18. Grantor: Office of Naval Research
 Naval Sea Systems Command
 No.: N00039-96-D-0051, Delivery Order 0153,
 TD 5306042
 New Funds: \$1,200,000
 Current Period: January 27, 1998 - January 26, 1999
 Title/Description: Radiant Copper-TRAITS Geolocation Interface
19. Grantor: Office of Naval Research
 Naval Sea Systems Command
 No.: N00039-96-D-0051, Delivery Order 0160,
 TD 5305046
 New Funds: \$1,500,000
 Current Period: February 11, 1998 - February 10, 1999
 Title/Description: Radiant Copper: REGENT Phase 2
20. Grantor: Office of Naval Research
 Naval Sea Systems Command
 No.: N00039-96-D-0051, Delivery Order 0166,
 TD 5302048
 New Funds: \$2,629,474
 Current Period: January 9, 1998 - August 17, 1999
 Title/Description: Fleet Ballistic Missile Launch Area and
 Terminal Area Instrumentation
21. Grantor: Office of Naval Research
 Naval Sea Systems Command
 No.: N00039-96-D-0051, Delivery Order 0169,
 TD 5306047
 New Funds: \$1,700,000
 Current Period: January 20, 1998 - October 19, 2000
 Title/Description: Integrated Navigation Sensor System

THE UNIVERSITY OF TEXAS AT AUSTIN
 U. T. BOARD OF REGENTS' MEETING
 MAY 14, 1998

CONTRACTS OR GRANTS - \$500,000 OR MORE
 (CONTINUED)

22. Grantor: Science Applications International Corporation
 No.: 4500002919, Modification 29
 New Funds: \$500,000 additional
 Current Period: October 5, 1992 - March 31, 1998
 Title/Description: Focused Technology Program - Realignment
 Phase IIB
23. Grantor: State Energy Conservation Office
 General Services Commission
 No.: Agreement effective 11/1/94, Amendment 95-011
 New Funds: \$9,895,000 additional
 Current Period: November 1, 1994 - October 31, 1999
 Title/Description: National Resource Center for Plutonium
24. Grantor: Texas Education Agency
 No.: 6200GCED0180288-02
 New Funds: \$1,010,000 additional
 Current Period: September 1, 1997 - August 31, 1998
 Title/Description: Continuation Funding for Reading and English
 Language Arts Center for Educator Development
25. Grantor: University of California, San Diego
 No.: 10152711
 New Funds: \$1,892,006
 Current Period: October 1, 1997 - September 30, 1998
 Title/Description: National Partnership for Advanced Computational
 Infrastructure
26. Grantor: Universities Space Research Association
 No.: 8500-98-008
 New Funds: \$1,204,484
 Current Period: September 30, 1997 - September 29, 2001
 Title/Description: EXES: A Versatile Mid-Infrared Spectrograph for
 SOFIA
27. Grantor: U. S. Agency for International Development
 No.: 520-A-00-98-00011-00
 New Funds: \$2,996,702
 Current Period: November 28, 1997 - February 27, 2001
 Title/Description: Legislative Modernization Program

THE UNIVERSITY OF TEXAS AT AUSTIN
U. T. BOARD OF REGENTS' MEETING
MAY 14, 1998

CONTRACTS OR GRANTS - \$500,000 OR MORE
(CONTINUED)

28. Grantor: B. R. Blackmarr and Associates
No.: Training and Development Agreement dated
October 9, 1997, Amendment #1
New Funds: \$811,780 additional
Current Period: October 15, 1997 - August 31, 1998
Title/Description: Amend the current agreement with The University of
Texas at Austin Division of Continuing Education to
co-sponsor nine (9) additional sessions of a
Microsoft Certification Systems Engineer Training
course in Dallas, Texas

(FUNDS GOING OUT)

29. Grantor: Texas Engineering Experiment Station
No.: UTA95-0278, Amendment 20
New Funds: \$1,785,906 additional
Current Period: September 1, 1995 - January 15, 1999
Title/Description: Characterization and Formation of Corrosion
Precursors on Beryllium and Stainless Steel
for Weapons Applications

30. Grantor: Texas Tech University
No.: UTA95-0206, Amendment 14
New Funds: \$1,026,982 additional
Current Period: June 1, 1995 - January 15, 1999
Title/Description: Agreement for Distribution of Grant Funds for
Services Relating to the Amarillo National
Resource Center for Plutonium

THE UNIVERSITY OF TEXAS AT AUSTIN
 U. T. BOARD OF REGENTS' MEETING
 MAY 14, 1998

FOREIGN CONTRACTS OR GRANTS FOR RESEARCH,
 DEVELOPMENT AND EDUCATIONAL SERVICES

The following contracts or grants with foreign entities or individuals have been awarded, have been administratively approved by the Acting Vice Chancellor for Academic Affairs, and are recommended for ratification by the U. T. Board of Regents.

(FUNDS COMING IN)

1. Country: Argentina
 Business/Entity: Perez Companc S.A.
 No.: UTA98-0151
 New Funds: \$37,922
 Current period: November 1, 1997 - December 31, 1997
 Title/Description: Comparative Anatomy and Production Response in San Andres (Texas) and Quintuco (Argentina) Reservoirs

2. Country: France
 Business/Entity: Rhône-Poulenc Industrialisation
 No.: UTA98-0152
 New Funds: \$14,997
 Current period: January 1, 1998 - March 31, 1998
 Title/Description: Feasibility Analysis of the Use of Membranes in Rhône-Poulenc Processes

3. Country: Japan
 Business/Entity: Japan National Oil Corporation
 No.: Memorandum of Agreement
 New Funds: \$35,000
 Current period: October 1, 1997 - September 30, 1998
 Title/Description: Characterization of Heterogeneity Style and Permeability Structure in a Sequence Stratigraphic Framework in Fluvio-Deltaic Reservoirs

4. Country: Japan
 Business/Entity: NEC Corporation
 No.: UTA98-0157
 New Funds: \$22,000
 Current period: January 1, 1998 - December 31, 1998
 Title/Description: Advanced Spacecraft Studies

THE UNIVERSITY OF TEXAS AT AUSTIN
 U. T. BOARD OF REGENTS' MEETING
 MAY 14, 1998

FOREIGN CONTRACTS OR GRANTS FOR RESEARCH,
 DEVELOPMENT AND EDUCATIONAL SERVICES
 (CONTINUED)

5. Country: Japan
 Business/Entity: Nippon Steel Corporation
 No.: UTA98-0179
 New Funds: \$48,250
 Current period: January 30, 1998 - June 5, 1998
 Title/Description: Homopolar Welding of High-Chrome Martensitic Stainless Steel Pipe
6. Country: New Zealand
 Business/Entity: Institute of Geological and Nuclear Sciences
 No.: UTA97-9
 New Funds: None
 Current period: March 1, 1998 - March 15, 1998
 Title/Description: Visiting Scientist - Ray Wood
7. Country: Norway
 Business/Entity: StatOil
 No.: Memorandum dated December 17, 1997
 New Funds: \$16,500 additional
 Current period: May 1, 1997 - April 30, 1998
 Title/Description: Global Plate Reconstruction Project
8. Country: Norway
 Business/Entity: StatOil A/S
 No.: Memorandum dated December 3, 1997/Wire Transfer
 New Funds: \$29,985 additional
 Current period: January 1, 1998 - December 31, 1998
 Title/Description: Applied Geodynamics Laboratory
9. Country: Norway
 Business/Entity: University of Oslo
 No.: UTA97-8
 New Funds: None
 Current period: December 1, 1997 - August 15, 1998
 Title/Description: Visiting Scientist - Olav Eldholm
10. Country: United Kingdom
 Business/Entity: Defence Evaluation and Research Agency
 No.: WSS/R7132
 New Funds: \$96,467
 Current period: January 26, 1998 - July 25, 1998
 Title/Description: Modifications to the Electromagnetic Launcher Facility at Kirkcudbright

THE UNIVERSITY OF TEXAS AT AUSTIN
 U. T. BOARD OF REGENTS' MEETING
 MAY 14, 1998

FOREIGN CONTRACTS OR GRANTS FOR RESEARCH,
 DEVELOPMENT AND EDUCATIONAL SERVICES
 (CONTINUED)

11. Country: Venezuela
 Business/Entity: Intevop, S.A.
 No.: Memorandum of Agreement, Amendment 92-085
 New Funds: \$35,000 additional
 Current period: October 1, 1997 - September 30, 1998
 Title/Description: Characterization of Heterogeneity Style and Permeability Structure in a Sequence Stratigraphic Framework in Fluvio-Deltaic Reservoirs
12. Country: Venezuela
 Business/Entity: Maraven, S.A.
 No.: Work Order No. 5
 New Funds: \$790,856
 Current period: November 1, 1997 - June 30, 1998
 Title/Description: Production Optimization Modeling VLA-6/9/21 Area, Block I, Lake Maracaibo
13. Country: Venezuela
 Business/Entity: Maraven, S.A.
 No.: Work Order No. 6
 New Funds: \$779,664
 Current period: November 1, 1997 - May 30, 1998
 Title/Description: Integrated Reservoir Characterization and Reservoir Management Strategies, VLA-8/11/12 Areas, Pilar Sur Field, Block I, Lake Maracaibo
14. Country: Venezuela
 Business/Entity: Petroleos de Venezuela, S.A.
 No.: UTA98-0181
 New Funds: \$94,650
 Current period: November 14, 1997 - December 31, 1997
 Title/Description: Geo-Environmental Characterization of the Delta del Orinoco

THE UNIVERSITY OF TEXAS AT AUSTIN
U. T. BOARD OF REGENTS' MEETING
MAY 14, 1998

FOREIGN AFFILIATION AGREEMENTS

The following agreements of academic cooperation with a foreign institution have been administratively approved by the Acting Vice Chancellor for Academic Affairs and follow the standard format approved by the U. T. Board of Regents.

1. Country: Argentina
Facility: University of San Andrés, Victoria, Argentina
Date: Effective December 19, 1997 upon approval by each institution until terminated by either institution.
Purpose: The University of Texas at Austin and University of San Andrés will co-sponsor a program of academic and scientific exchange and collaboration and a student exchange program as a supplemental program agreement, in areas of interest and benefit to both institutions, subject to its terms and conditions, to promote interest in teaching and research activities and to deepen the understanding of the economic, cultural and social environments of the respective institutions.

2. Country: Argentina
Facility: Fundación Antorchas, Buenos Aires, Argentina
Date: Effective December 20, 1997 upon approval by each institution until terminated by either institution.
Purpose: The University of Texas at Austin and the Fundación Antorchas will co-sponsor a program of academic and scientific exchange and collaboration and a student exchange program as a supplemental program agreement, in areas of interest and benefit to both institutions, subject to its terms and conditions, to promote interest in teaching and research activities and to deepen the understanding of the economic, cultural and social environments of the respective institutions.

3. Country: Argentina
Facility: University of Buenos Aires, Buenos Aires, Argentina
Date: Effective December 2, 1997 upon approval by each institution for three years unless terminated by either institution.
Purpose: The University of Texas at Austin and the University of Buenos Aires will co-sponsor a program of academic and scientific exchange and collaboration and a student exchange program as a supplemental program agreement, in areas of interest and benefit to both institutions, subject to its terms and conditions, to promote interest in teaching and research activities and to deepen the understanding of the economic, cultural and social environments of the respective institutions.

THE UNIVERSITY OF TEXAS AT AUSTIN
U. T. BOARD OF REGENTS' MEETING
MAY 14, 1998

FOREIGN AFFILIATION AGREEMENTS
(Continued)

4. Country: Japan
Facility: Sophia University, Tokyo, Japan
Date: Effective January 6, 1998 upon approval by each institution for five years unless terminated by either institution.
Purpose: The University of Texas at Austin and Sophia University will co-sponsor a program of academic and scientific exchange and collaboration and a student exchange program as a supplemental program agreement, in areas of interest and benefit to both institutions, subject to its terms and conditions, to promote interest in teaching and research activities and to deepen the understanding of the economic, cultural and social environments of the respective institutions.
5. Country: Russia
Facility: Volgograd State Architectural and Engineering Academy, Volgograd, Russia
Date: Effective December 1, 1997 upon approval by each institution until terminated by either institution.
Purpose: The University of Texas at Austin and Volgograd State Architectural and Engineering Academy will co-sponsor a program of academic and scientific exchange and collaboration and a student exchange program as a supplemental program agreement, in areas of interest and benefit to both institutions, subject to its terms and conditions, to promote interest in teaching and research activities and to deepen the understanding of the economic, cultural and social environments of the respective institutions.
6. Country: Spain
Facility: University of Valencia, Valencia, Spain
Date: Effective February 6, 1998 upon approval by each institution for five years unless terminated by either institution.
Purpose: The University of Texas at Austin and University of Valencia will co-sponsor a program of academic and scientific exchange and collaboration and a student exchange program as a supplemental program agreement, in areas of interest and benefit to both institutions, subject to its terms and conditions, to promote interest in teaching and research activities and to deepen the understanding of the economic, cultural and social environments of the respective institutions.

THE UNIVERSITY OF TEXAS AT AUSTIN
U. T. BOARD OF REGENTS' MEETING
MAY 14, 1998

FOREIGN AFFILIATION AGREEMENTS
(Continued)

7. Country: Turkey
Facility: Middle East Technical University, Ankara, Turkey
Date: Effective January 6, 1998 upon approval by each institution unless terminated by either institution.
Purpose: The University of Texas at Austin and Middle East Technical University will co-sponsor a program of academic and scientific exchange and collaboration and a student exchange program as a supplemental program agreement, in areas of interest and benefit to both institutions, subject to its terms and conditions, to promote interest in teaching and research activities and to deepen the understanding of the economic, cultural and social environments of the respective institutions.

THE UNIVERSITY OF TEXAS AT AUSTIN
 U. T. BOARD OF REGENTS' MEETING
 MAY 14, 1998

PATENT LICENSE AGREEMENTS

The following agreements have been awarded, follow an approved standard agreement or have been administratively approved by the Office of General Counsel and are recommended for ratification by the U. T. Board of Regents.

1. Licensee: Estwing Manufacturing Company
 Rockford, IL 61109-1190
- Fee-Royalty: As per agreement
- Period: Effective September 18, 1997 to the full end of the term or terms for which patent rights have not expired or been abandoned
- Summary of License Provisions: Board grants to licensee a royalty-bearing, worldwide, exclusive license to manufacture, have manufactured, use, sell, import and offer for sale licensed products
- Description of Licensed Product(s): Know-How shall mean any presently existing technical information, know-how, process, procedure, composition, device, method, formula, protocol, technique, software, design, drawing or data known to Board or to Kurt Schroder relating or having application to vibration reduction and strength of impact in striking tools which is not covered by patent rights but which is necessary or desirable for practicing the invention(s) at any time covered by patent rights.

THE UNIVERSITY OF TEXAS AT AUSTIN
U. T. BOARD OF REGENTS' MEETING
MAY 14, 1998

PATENT LICENSE AGREEMENTS
(Continued)

2. Licensee: Xidex Corporation
Austin, TX 78757
- Fee-Royalty: A non-refundable license documentation fee in
the amount of ten dollars (\$10.00)
- Period: Effective January 1, 1998 to July 31, 1998
- Summary of License
Provisions: Board grants to licensee a non-royalty-bearing,
nonexclusive, internal use license. Board also
grants to licensee a right of first refusal to
negotiate an exclusive, royalty-bearing license
agreement upon notice to Board at any time
during the term of this agreement.
- Description of
Licensed Product(s): Licensed subject matter shall mean inventions
and discoveries covered by patent rights or
technology rights which relate to the
manufacture, use or sale of sensors and/or
actuator controls.

THE UNIVERSITY OF TEXAS AT AUSTIN
 U. T. BOARD OF REGENTS' MEETING
 MAY 14, 1998

AMENDMENTS TO THE 1997-98 BUDGET

The following Requests for Budget Changes (RBC) have been administratively approved as required by the Acting Vice Chancellor for Academic Affairs and are recommended for ratification by the U. T. Board of Regents.

The term "rate" for academic institutions is the full-time nine-month base rate and for health institutions is the full-time twelve-month base rate; for all other personnel it is the full-time rate, the appointee receiving a proportionate amount depending upon the fraction of time for which he is appointed and the period of his appointment. Source of funds for payment of salaries, unless otherwise shown, is the departmental salaries account.

<u>Item, Department, Title, Name</u>	<u>Effective Date</u>	<u>% Time</u>	<u>Full-time Salary</u>		<u>RBC</u>
			<u>No. Mos.</u>	<u>Rate</u>	
APPOINTMENTS, PROMOTIONS, AND SALARY INCREASES					

INSTRUCTION

COLLEGE OF EDUCATION

Curriculum and Instruction

1. Jere Confrey (T) 104

From: Professor		100	09	93,000	
To: Professor	9/1	100	09	93,000	
Elizabeth Glenadine Gibb					
Teaching Fellowship					
in Education	9/1	SUPLT	09	3,000	

Appointment to the Gibb Fellowship for 1997-98.

Source of Funds:

\$ 93,000	- Curriculum and Instruction
<u>3,000</u>	- Gibb Fellowship
<u>\$ 96,000</u>	- Total Compensation

THE UNIVERSITY OF TEXAS AT AUSTIN
 U. T. BOARD OF REGENTS' MEETING
 MAY 14, 1998

AMENDMENTS TO THE 1997-98 BUDGET
 (Continued)

<u>Item, Department, Title, Name</u>	<u>Effective Date</u>	<u>% Time</u>	<u>Full-time Salary</u>		<u>RBC</u>
			<u>No. Mos.</u>	<u>Rate</u>	
Curriculum and Instruction (continued)					
2. Lorrin G. Kennamer					105
From: Professor		40	09	73,892	
Ruth Knight Millikan					
Centennial Professorship		SUPLT	09	7,000	
To: Professor Emeritus	1/16	0		0	
Appointment as Professor Emeritus effective 1/16/1998.					
Special Education					
3. Herbert J Rieth (T)					106
From: Professor		100	09	80,730	
Audrey Rogers Myers					
Centennial Professorship					
in Education		SUPLT	09	7,500	
To: Professor	9/1-5/31	100	09	80,730	
Audrey Rogers Myers					
Centennial Professorship					
in Education	9/1-5/31	SUPLT	09	10,500	
Increase salary supplement for 1997-98 only.					
Source of Funds:					
\$ 80,730 - Special Education					
<u>10,500</u> - Myers Professorship					
<u>\$ 91,230</u> - Total Compensation					

THE UNIVERSITY OF TEXAS AT AUSTIN
 U. T. BOARD OF REGENTS' MEETING
 MAY 14, 1998

AMENDMENTS TO THE 1997-98 BUDGET
 (Continued)

Item, Department, Title, Name	Effective Date	% Time	Full-time Salary		RBC
			No. Mos.	Rate	
COLLEGE OF FINE ARTS					
Art and Art History					
4. Kenneth J Hale (T)					93
From: Professor		100	09	55,374	
Ruth Head Centennial Professorship		SUPLT	09	14,000	
To: Professor	12/1	100	09	68,374	
Ruth Head Centennial Professorship	9/1	SUPLT	09	14,000	
Appointment as Chairman of the Department of Art and Art History. Salary increase effective 12/1/1997.					
Source of Funds:					
\$ 68,374 - Music					
<u>14,000</u> - Head Professorship					
<u>\$ 82,374</u> - Total Compensation					
SCHOOL OF LAW					
5. Corwin W Johnson (MS)					94
From: Professor Emeritus					
To: Professor	1/16	100	09	111,204	
Establish academic rate as professor on modified service (MS) for Spring 1998.					
6. J Leon Lebowitz (MS)					95
From: Professor Emeritus					
To: Professor	1/16	50	09	83,776	
Establish academic rate as professor on modified service for Spring 1998.					

THE UNIVERSITY OF TEXAS AT AUSTIN
 U. T. BOARD OF REGENTS' MEETING
 MAY 14, 1998

AMENDMENTS TO THE 1997-98 BUDGET
 (Continued)

<u>Item, Department, Title, Name</u>	<u>Effective Date</u>	<u>% Time</u>	<u>Full-time Salary</u>		<u>RBC</u>
			<u>No. Mos.</u>	<u>Rate</u>	
COLLEGE OF NATURAL SCIENCES					
Marine Science					
7. Connie Arnold (T)					110
From: Professor		0	09	63,463	
Associate Director - Marine Science Institute		100	12	84,264	
Perry R. Bass Chair in Fisheries and Mariculture		SUPLT	09	8,000	
To: Professor	9/1	0	09	63,463	
Associate Director - Marine Science Institute	9/1	100	12	84,264	
Perry R. Bass Chair in Fisheries and Mariculture	1/1	SUPLT	09	16,000	

Increase in supplement effective January 1, 1998.

Source of Funds:

\$ 84,264 - Marine Science Institute
12,445 - Bass Chair
\$ 96,709 - Total Compensation

Mathematics

Professor Emeritus
 8. Don E Edmondson

9/1 0 113

Appointment as Professor Emeritus.

THE UNIVERSITY OF TEXAS AT AUSTIN
 U. T. BOARD OF REGENTS' MEETING
 MAY 14, 1998

AMENDMENTS TO THE 1997-98 BUDGET
 (Continued)

<u>Item, Department, Title, Name</u>	<u>Effective Date</u>	<u>% Time</u>	<u>Full-time Salary</u>		<u>RBC</u>
			<u>No. Mos.</u>	<u>Rate</u>	
SCHOOL OF SOCIAL WORK					
9. Guy E Shuttlesworth (MS)					114
From: Professor Emeritus					
To: Professor	1/16	15	09	58,336	
Establish academic rate as professor on modified service for Spring 1998.					

INSTITUTIONAL SUPPORT

Office of the President
 President

10. Larry R Faulkner					120
President's Office	4/13	100	12	65,945	
Chemistry	4/13	0	09	125,000	
Maud McCain Harding Fund	4/13	R	12	126,055	
Nancy Lee and Perry R. Bass President's Excellence Fund	4/13	R	12	28,000	

Appointment as President and Regents' Professor in Higher Education Leadership effective April 13, 1998. A & P rate of \$220,000.

Source of Funds:

\$ 25,479 - President's Office
 48,703 - Maud McCain Harding Fund
10,818 - Bass Excellence Fund
\$ 85,000 - Total Compensation

THE UNIVERSITY OF TEXAS AT AUSTIN
 U. T. BOARD OF REGENTS' MEETING
 MAY 14, 1998

AMENDMENTS TO THE 1997-98 BUDGET
 (Continued)

<u>Item, Department, Title, Name</u>	<u>Effective Date</u>	<u>% Time</u>	<u>Full-time Salary</u>		<u>RBC</u>
			<u>No. Mos.</u>	<u>Rate</u>	
INSTITUTIONAL SUPPORT (continued)					
Executive Vice President and Provost					
11. Linda J Grigsby					107
From: Assistant Dean College of Natural Sciences		100	12	64,137	
To: Academic Budget Officer Executive Vice President and Provost	1/1	100	12	70,500	
Appointment as Academic Budget Officer.					
Vice President for Business Affairs					
12. Danny Fletcher					97
From: Associate Vice President and Controller		100	12	87,333	
To: Associate Vice President and Controller	1/1	100	12	105,000	
To provide an equity and merit adjustment to the Associate Vice President and Controller based on level of responsibility and performance.					

THE UNIVERSITY OF TEXAS AT AUSTIN
 U. T. BOARD OF REGENTS' MEETING
 MAY 14, 1998

AMENDMENTS TO THE 1997-98 BUDGET
 (Continued)

<u>Item, Department, Title, Name</u>	<u>Effective Date</u>	<u>% Time</u>	<u>Full-time Salary</u>		<u>RBC</u>
			<u>No. Mos.</u>	<u>Rate</u>	
STUDENT SERVICES					
Vice President for Student Affairs					
13. Donna Bellinghausen					119
From: Assistant to the Vice President for Student Affairs		100	12	53,335	
To: Assistant to the Vice President for Student Affairs	3/1	100	12	55,335	

To provide an equity increase effective March 1, 1998.

AUXILIARY ENTERPRISE FUNDS

Intercollegiate Athletics for Men
 Head Coach

14. William M Brown					108
Intercollegiate Athletics for Men	12/5	100	12	620,000	
Intercollegiate Athletics for Men - Various Donors-Various Purposes Endowment	12/5	SUPLT	12	130,000	

Appointment as Head Football Coach. Annual salary includes base pay, TV/Radio income and endorsements. Salary supplement is for summer camp, expense allowance and endowment.

Source of Funds:

\$ 456,015 - Intercollegiate Athletics for Men
95,616 - Various Donors/Various Purposes
\$ 551,631 - Total Compensation

THE UNIVERSITY OF TEXAS AT AUSTIN
 U. T. BOARD OF REGENTS' MEETING
 MAY 14, 1998

AMENDMENTS TO THE 1997-98 BUDGET
 (Continued)

<u>Item, Department, Title, Name</u>	<u>Effective Date</u>	<u>% Time</u>	<u>Full-time Salary</u>		<u>RBC</u>
			<u>No. Mos.</u>	<u>Rate</u>	
AUXILIARY ENTERPRISE FUNDS (continued)					
Intercollegiate Athletics for Women					
15. Beverly A Kearney					115
From: Head Coach		100	12	88,000	
To: Head Coach	3/1	100	12	90,000	
Merit increase effective March 1, 1998					

TRANSFERS OF FUNDS

RBC

SERVICE DEPARTMENTS FUNDS (REVOLVING FUNDS)

16. Amount of Transfer:				\$1,105,627	111
From: Academic Computing and Instructional Technology Services - Operating Income					
To: Academic Computing and Instructional Technology Services - Maintenance, Operation, and Equipment					
			\$	702,718	
				142,909	
				210,000	
				50,000	

Budget adjustment for Academic Computing and Instructional Technology Services (ACITS) 18 account series due to an increase in 1997-98 income resulting from increase in fees charged for ACITS services approved August 1997.

