



2025 UOF ANNUAL REPORT

**THE UNIVERSITY OF TEXAS SYSTEM
POLICE**

**A SUMMARY REPORT OF USE OF FORCE
INCIDENTS FOR CALENDAR YEAR 2025**

PREPARED BY
THE OFFICE OF THE DIRECTOR OF POLICE

SUMMARY

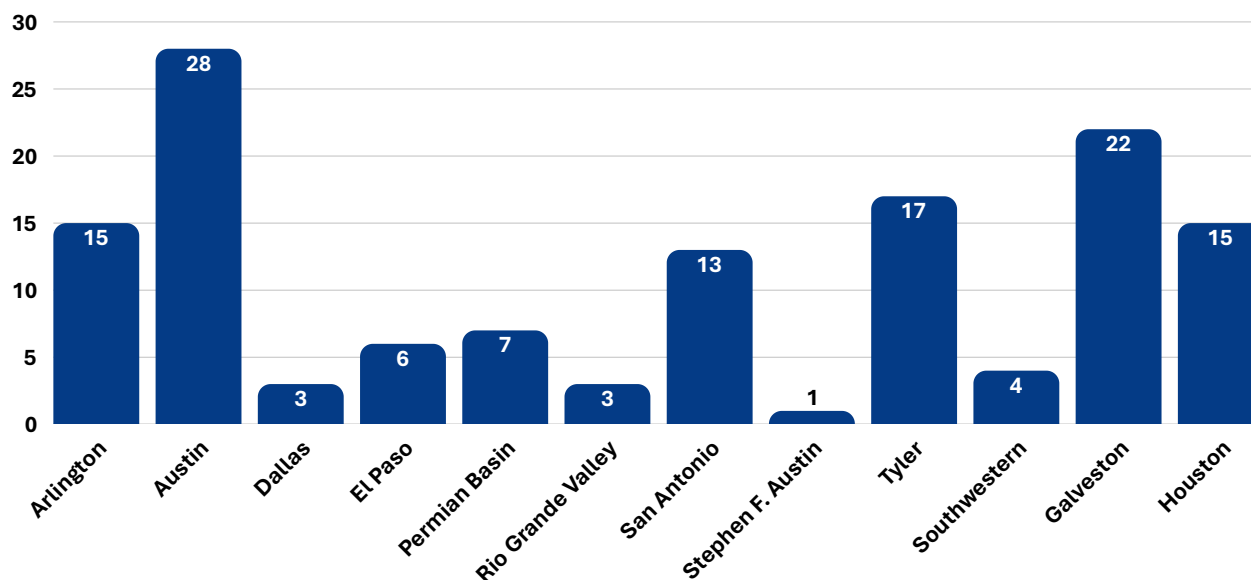
TOTALS BY FORCE

During the period of January 1, 2025, to December 31, 2025, University of Texas System Police Officers encountered 134 events that required the Use of Force above the level of command presence, verbal commands and low-level handcuffing techniques. This represents a 7.59% decrease from the 2024 Use of Force Report. The 134 events reporting the Use of Force included 147 individual subjects. An average of 1.89 officers were involved in each Use of Force event with an average of 1.09 subjects present.

	2025	2024	2023
Use of Force - Total Incidents	134	145	137
Use of Force - Total Officer Actions	218	243	222
Taser Use	15	5	12
Pepper Spray Use	0	0	0
Baton Use	0	0	0
Empty Hand Tactics	156	191	166
Exhibit Firearm	43	46	42
Discharge of Firearm	0	1	2

TOTALS BY INSTITUTION

Demographically by campus, 21% of all Use of Force occurred at UT Austin with 28 incidents. UT Medical Branch had 22 Use of Force incidents (16%). UT Arlington and UT Houston both had 15 incidents for a combined total of 22% of all Uses of Force within UT System Police. UT Tyler had 17 incidents (13%), while UT San Antonio had 13 incidents (10%) (Note: UT San Antonio and UT Health Science Center-San Antonio are combined campuses). UT Permian Basin had 7 Uses of Force incidents (5%).

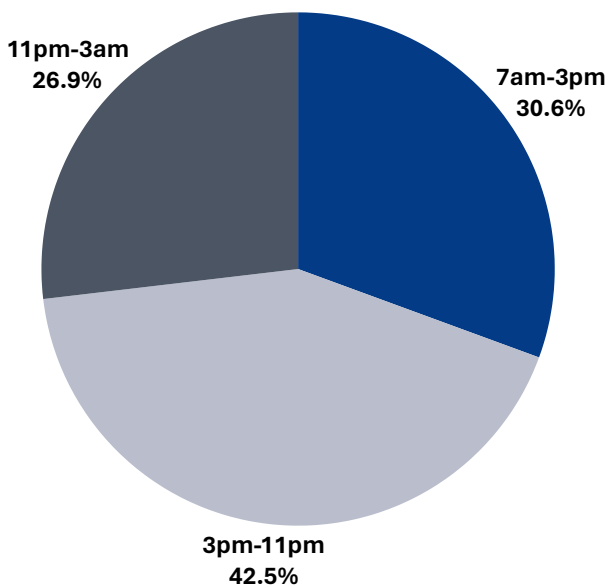


INCIDENT INFORMATION

OFFICER/SUBJECT AVERAGES

Use of Force incidents involved a maximum of six officers and four subjects in a single event, with an average of 2 officers and 1 subject per event. Officers involved had an average age of 36.9 years, while subjects averaged 33.3 years. Juvenile subjects were involved in a limited number of incidents (5), two related to disturbances at medical facilities, two evasions of arrests, and one high-risk vehicle stop while assisting an outside agency. Incidents involving Emergency Detentions, where individuals posed a danger to themselves or others, accounted for 16.41% of all Use of Force events (22).

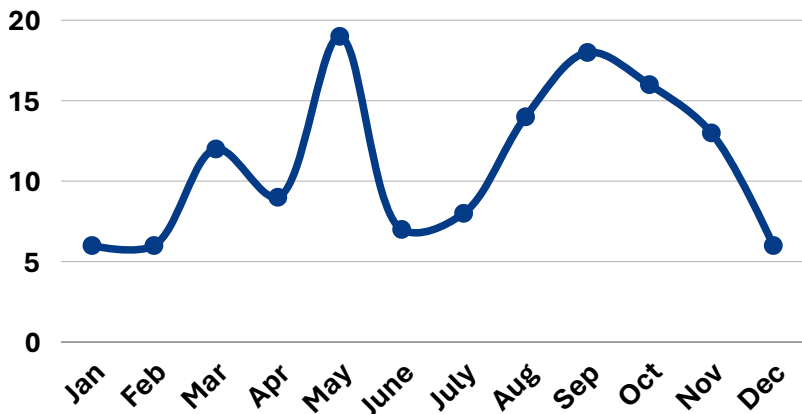
INCIDENTS BY TIME



The majority of the Use of Force (39%) events occurred between 3pm and 11pm. The 7am to 3pm shift saw 31% of the Use of Force events, followed by 30% between 11pm and 7am.

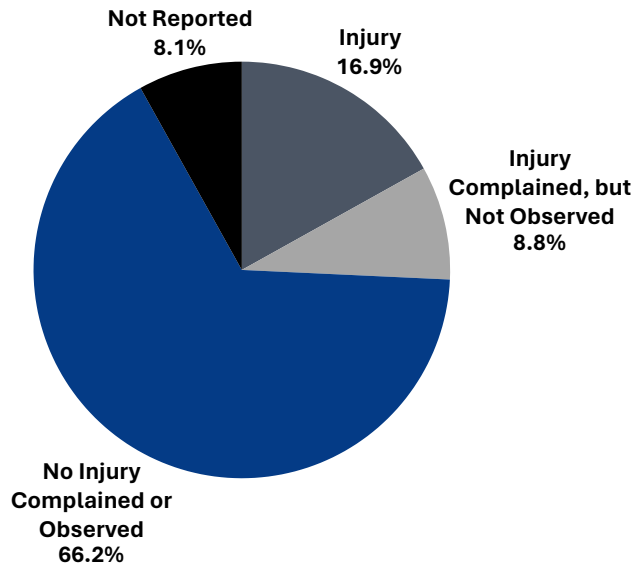
INCIDENTS BY DATE

The majority of the Use of Force events by University of Texas System Police officers in 2025 occurred in May (19) and September (18).



SUBJECT INFORMATION

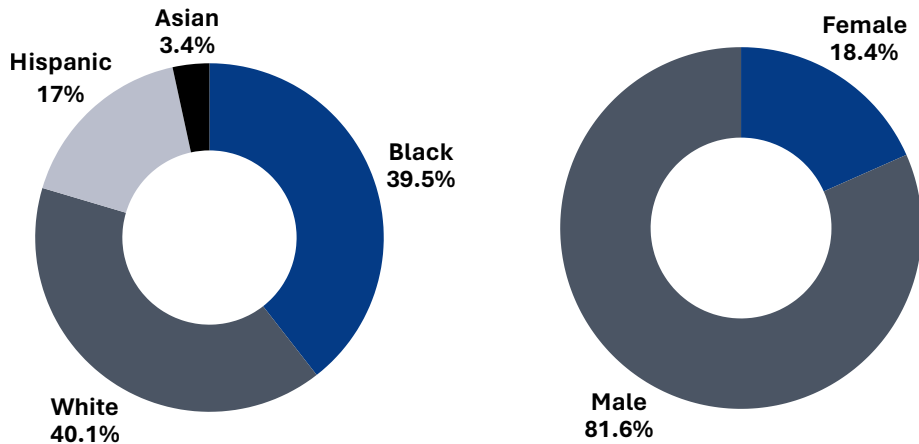
SUBJECT INJURIES



In 2025, subjects sustained actual injuries in 23 Use of Force events, representing 16.9% of all incidents. In 78.8% of reports (12 total), subjects reported an injury, though no injuries were observed by the officers involved. There were no injuries reported in 66.2% of events (90 total). 14 subjects were admitted to the hospital related to the Use of Force event, 57% of which were patients of the ER/Mental Health facilities. 20 were treated and released at the scene by emergency medical personnel.

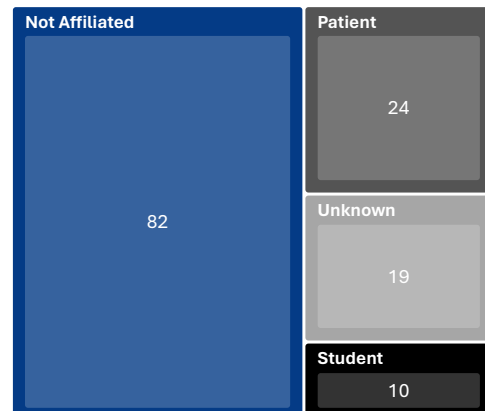
SUBJECT DEMOGRAPHICS

The majority of subjects involved in Use of Force incidents were male, accounting for 81.6% of all events, while female subjects represented 18.4%. When classified by ethnicity, 40.1% of subjects were White, 39.5% were Black, 17% were Hispanic, and 3.4% were Asian.



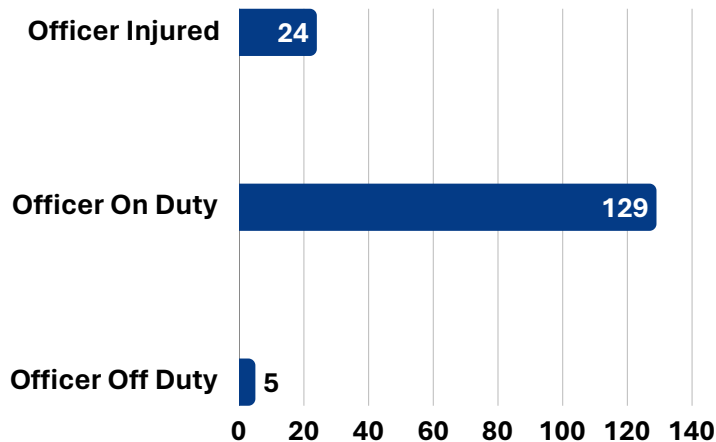
SUBJECT AFFILIATION

When analyzing the affiliation of subjects in Use of Force situations, 61% were classified as “Non-Affiliated” with the Institution. The percentage of subjects who were patients that assaulted or threatening physical violence to emergency room staff was 24%. Students composed 10% of the reports. 14% were unknown or not reported.



OFFICER INFORMATION

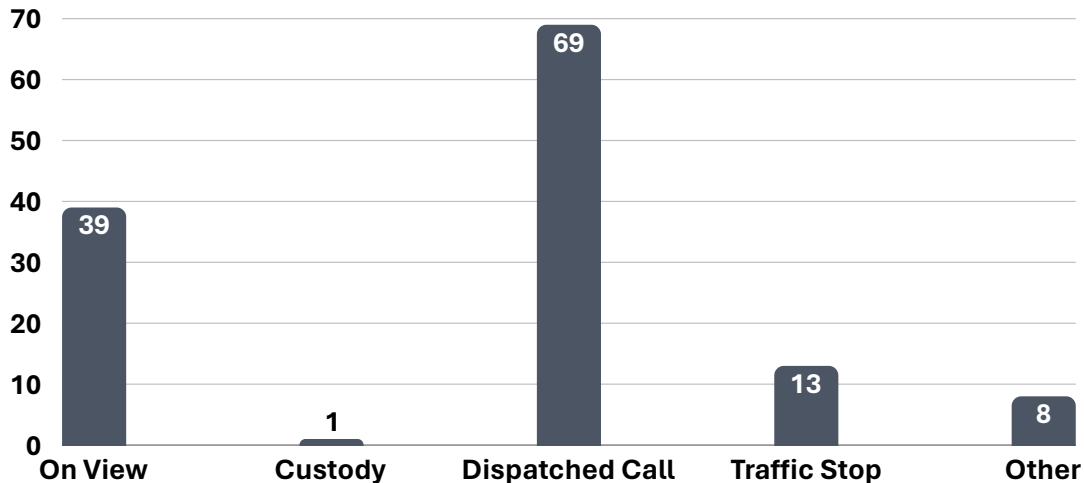
OFFICER INJURIES



In 2025, twenty four officers were injured related to a Use of Force event. The range of officer injuries included abrasions, lacerations, and scrapes to hands, elbows, and knees. In 96% of the reports, UTSP Officers were on duty at the time of the events.

REASON FOR CONTACT

When classifying the reason for contact by the officer where use of force occurred, “Dispatched Calls” accounted for 53%, 30% of officers were “On view of the offense/incident”, 10% were traffic stops, and 1 subject was “In custody”.



CONCLUSION

The UTSP Academy, in collaboration with institutional department training officers, will continue to evaluate Use of Force training in comparison to real-world incidents reflected in this report and will modify training as necessary. This report will be distributed in its entirety to all institutional Chiefs of Police, command staff, and institutional police department training officers.